



## Full wwPDB EM Validation Report ⓘ

Mar 30, 2026 – 12:51 AM UTC

PDB ID : 8YDI / pdb\_00008ydi  
EMDB ID : EMD-39172  
Title : E.coli transcription translation coupling complex in TTC-P state 1 (subclass 2) containing mRNA with 39-mer spacer, NusG, NusA, fMet-tRNA(iMet), Phe-tRNA(Phe), and viomycin  
Authors : Zhang, J.; Lu, G.; Wang, C.; Lin, J.  
Deposited on : 2024-02-20  
Resolution : 4.60 Å(reported)

This is a Full wwPDB EM Validation Report for a publicly released PDB entry.

We welcome your comments at [validation@mail.wwpdb.org](mailto:validation@mail.wwpdb.org)

A user guide is available at

<https://www.wwpdb.org/validation/2017/EMValidationReportHelp>

with specific help available everywhere you see the ⓘ symbol.

The types of validation reports are described at

<http://www.wwpdb.org/validation/2017/FAQs#types>.

---

The following versions of software and data (see [references ⓘ](#)) were used in the production of this report:

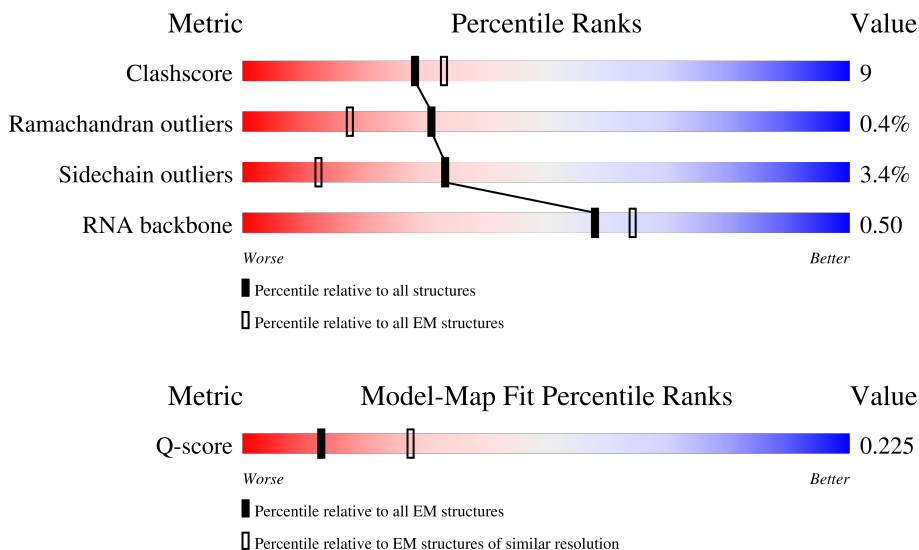
EMDB validation analysis : 0.0.1.dev132  
Mogul : 2022.3.0, CSD as543be (2022)  
MolProbity : 4-5-2 with Phenix2.0  
Percentile statistics : 20250101.v01 (using entries in the PDB archive January 1st 2025)  
EM percentile statistics : 202505.v01 (Using data in the EMDB archive up until May 2025)  
MapQ : 1.9.13  
Ideal geometry (proteins) : Engh & Huber (2001)  
Ideal geometry (DNA, RNA) : Parkinson et al. (1996)  
Validation Pipeline (wwPDB-VP) : 2.49

# 1 Overall quality at a glance i

The following experimental techniques were used to determine the structure:  
*ELECTRON MICROSCOPY*

The reported resolution of this entry is 4.60 Å.

Percentile scores (ranging between 0-100) for global validation metrics of the entry are shown in the following graphic. The table shows the number of entries on which the scores are based.



Metric	Whole archive (#Entries)	EM structures (#Entries)	Similar EM resolution (#Entries, resolution range(Å))
Clashscore	229148	23984	-
Ramachandran outliers	224038	23583	-
Sidechain outliers	223484	23102	-
RNA backbone	8273	3508	-
Q-score	-	25397	2407 ( 4.10 - 5.10 )

The table below summarises the geometric issues observed across the polymeric chains and their fit to the map. The red, orange, yellow and green segments of the bar indicate the fraction of residues that contain outliers for  $\geq 3$ , 2, 1 and 0 types of geometric quality criteria respectively. A grey segment represents the fraction of residues that are not modelled. The numeric value for each fraction is indicated below the corresponding segment, with a dot representing fractions  $\leq 5\%$ . The upper red bar (where present) indicates the fraction of residues that have poor fit to the EM map (all-atom inclusion  $< 40\%$ ). The numeric value is given above the bar.

Mol	Chain	Length	Quality of chain
1	A	70	
2	B	57	
3	C	55	

Continued on next page...

Continued from previous page...

Mol	Chain	Length	Quality of chain
4	D	46	76% 24%
5	E	65	91% 8%
6	F	38	66% 32%
7	G	241	67% 22% 10%
8	H	233	70% 18% 12%
9	I	206	7% 74% 25%
10	J	167	77% 17% 6%
11	K	135	52% 21% 26%
12	L	179	67% 17% 16%
13	M	130	88% 11%
14	N	130	66% 30%
15	O	103	72% 18% 5% 5%
16	P	129	63% 26% 10%
17	Q	124	65% 32%
18	R	118	69% 27%
19	S	101	86% 13%
20	T	89	84% 15%
21	U	82	7% 74% 24%
22	V	84	74% 21% 5%
23	W	75	65% 20% 13%
24	X	92	71% 15% 14%
25	Y	87	77% 21%
26	Z	71	58% 32% 8%
27	b	273	78% 21%
28	c	209	84% 16%


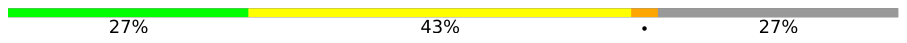
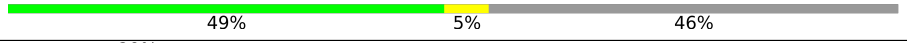

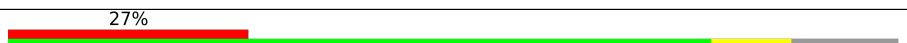




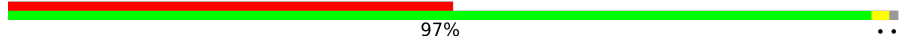



Continued on next page...

Continued from previous page...

Mol	Chain	Length	Quality of chain
29	d	201	81% 19%
30	e	179	79% 20% ..
31	f	177	72% 28% .
32	g	149	27% 8% 65%
33	i	142	11% 63% 35% ..
34	j	142	82% 18%
35	k	123	82% 17% .
36	l	144	86% 13% .
37	m	136	83% 17%
38	n	127	73% 21% 6%
39	o	117	79% 20% .
40	p	115	85% 14% .
41	q	118	83% 15% ..
42	r	103	73% 25% .
43	s	110	85% 15%
44	t	100	76% 17% 7%
45	u	104	72% 26% .
46	v	94	85% 14% .
47	w	85	74% 14% 12%
48	x	78	74% 23% ..
49	y	63	76% 24%
50	z	59	76% 22% .
51	1	2904	43% 51% 6%
52	2	120	76% 20% .
53	3	1542	68% 29% .

Continued on next page...

Continued from previous page...

Mol	Chain	Length	Quality of chain
54	4	56	
55	8	37	
56	9	37	
57	A1	329	
57	A2	329	
58	B1	1407	
59	B2	1342	
60	W0	91	
61	NA	495	
62	NG	181	
63	5	76	
64	6	77	
64	7	77	
65	h	6	

The following table lists non-polymeric compounds, carbohydrate monomers and non-standard residues in protein, DNA, RNA chains that are outliers for geometric or electron-density-fit criteria:

Mol	Type	Chain	Res	Chirality	Geometry	Clashes	Electron density
65	5OH	h	6	-	-	X	-

## 2 Entry composition

There are 66 unique types of molecules in this entry. The entry contains 178130 atoms, of which 0 are hydrogens and 0 are deuteriums.

In the tables below, the AltConf column contains the number of residues with at least one atom in alternate conformation and the Trace column contains the number of residues modelled with at most 2 atoms.

- Molecule 1 is a protein called 50S ribosomal protein L31.

Mol	Chain	Residues	Atoms					AltConf	Trace
			Total	C	N	O	S		
1	A	66	522	323	99	94	6	0	0

- Molecule 2 is a protein called 50S ribosomal protein L32.

Mol	Chain	Residues	Atoms					AltConf	Trace
			Total	C	N	O	S		
2	B	56	444	269	94	80	1	0	0

- Molecule 3 is a protein called 50S ribosomal protein L33.

Mol	Chain	Residues	Atoms				AltConf	Trace
			Total	C	N	O		
3	C	50	409	263	75	71	0	0

- Molecule 4 is a protein called 50S ribosomal protein L34.

Mol	Chain	Residues	Atoms					AltConf	Trace
			Total	C	N	O	S		
4	D	46	377	228	90	57	2	0	0

- Molecule 5 is a protein called 50S ribosomal protein L35.

Mol	Chain	Residues	Atoms					AltConf	Trace
			Total	C	N	O	S		
5	E	64	504	323	105	74	2	0	0

- Molecule 6 is a protein called 50S ribosomal protein L36.

Mol	Chain	Residues	Atoms					AltConf	Trace
			Total	C	N	O	S		
6	F	38	302	185	65	48	4	0	0

- Molecule 7 is a protein called 30S ribosomal protein S2.

Mol	Chain	Residues	Atoms					AltConf	Trace
			Total	C	N	O	S		
7	G	218	1704	1081	305	311	7	0	0

- Molecule 8 is a protein called 30S ribosomal protein S3.

Mol	Chain	Residues	Atoms					AltConf	Trace
			Total	C	N	O	S		
8	H	206	1624	1028	305	288	3	0	0

- Molecule 9 is a protein called 30S ribosomal protein S4.

Mol	Chain	Residues	Atoms					AltConf	Trace
			Total	C	N	O	S		
9	I	205	1643	1026	315	298	4	0	0

- Molecule 10 is a protein called 30S ribosomal protein S5.

Mol	Chain	Residues	Atoms					AltConf	Trace
			Total	C	N	O	S		
10	J	157	1156	719	218	213	6	0	0

- Molecule 11 is a protein called 30S ribosomal protein S6, fully modified isoform.

Mol	Chain	Residues	Atoms					AltConf	Trace
			Total	C	N	O	S		
11	K	100	817	515	148	148	6	0	0

- Molecule 12 is a protein called 30S ribosomal protein S7.

Mol	Chain	Residues	Atoms					AltConf	Trace
			Total	C	N	O	S		
12	L	151	1181	735	227	215	4	0	0

- Molecule 13 is a protein called 30S ribosomal protein S8.

Mol	Chain	Residues	Atoms					AltConf	Trace
			Total	C	N	O	S		
13	M	129	979	616	173	184	6	0	0

- Molecule 14 is a protein called 30S ribosomal protein S9.

Mol	Chain	Residues	Atoms					AltConf	Trace
14	N	127	Total	C	N	O	S	0	0
			1022	634	206	179	3		

- Molecule 15 is a protein called 30S ribosomal protein S10.

Mol	Chain	Residues	Atoms					AltConf	Trace
15	O	98	Total	C	N	O	S	0	0
			786	493	150	142	1		

- Molecule 16 is a protein called 30S ribosomal protein S11.

Mol	Chain	Residues	Atoms					AltConf	Trace
16	P	116	Total	C	N	O	S	0	0
			869	535	173	158	3		

- Molecule 17 is a protein called 30S ribosomal protein S12.

Mol	Chain	Residues	Atoms					AltConf	Trace
17	Q	123	Total	C	N	O	S	0	0
			955	590	196	165	4		

- Molecule 18 is a protein called 30S ribosomal protein S13.

Mol	Chain	Residues	Atoms					AltConf	Trace
18	R	114	Total	C	N	O	S	0	0
			883	546	178	156	3		

- Molecule 19 is a protein called 30S ribosomal protein S14.

Mol	Chain	Residues	Atoms					AltConf	Trace
19	S	100	Total	C	N	O	S	0	0
			805	499	164	139	3		

- Molecule 20 is a protein called 30S ribosomal protein S15.

Mol	Chain	Residues	Atoms					AltConf	Trace
20	T	88	Total	C	N	O	S	0	0
			714	439	144	130	1		

- Molecule 21 is a protein called 30S ribosomal protein S16.

Mol	Chain	Residues	Atoms					AltConf	Trace
21	U	82	Total	C	N	O	S	0	0
			649	406	128	114	1		

- Molecule 22 is a protein called 30S ribosomal protein S17.

Mol	Chain	Residues	Atoms					AltConf	Trace
22	V	80	Total	C	N	O	S	0	0
			648	411	121	113	3		

- Molecule 23 is a protein called 30S ribosomal protein S18.

Mol	Chain	Residues	Atoms					AltConf	Trace
23	W	65	Total	C	N	O	S	0	0
			535	339	100	95	1		

- Molecule 24 is a protein called 30S ribosomal protein S19.

Mol	Chain	Residues	Atoms					AltConf	Trace
24	X	79	Total	C	N	O	S	0	0
			637	408	120	107	2		

- Molecule 25 is a protein called 30S ribosomal protein S20.

Mol	Chain	Residues	Atoms					AltConf	Trace
25	Y	85	Total	C	N	O	S	0	0
			665	411	137	114	3		

- Molecule 26 is a protein called 30S ribosomal protein S21.

Mol	Chain	Residues	Atoms					AltConf	Trace
26	Z	65	Total	C	N	O	S	0	0
			544	335	117	91	1		

- Molecule 27 is a protein called 50S ribosomal protein L2.

Mol	Chain	Residues	Atoms					AltConf	Trace
27	b	271	Total	C	N	O	S	0	0
			2082	1288	423	364	7		

- Molecule 28 is a protein called 50S ribosomal protein L3.

Mol	Chain	Residues	Atoms					AltConf	Trace
28	c	209	Total	C	N	O	S	0	0
			1565	979	288	294	4		

- Molecule 29 is a protein called 50S ribosomal protein L4.

Mol	Chain	Residues	Atoms					AltConf	Trace
29	d	201	Total	C	N	O	S	0	0
			1552	974	283	290	5		

- Molecule 30 is a protein called 50S ribosomal protein L5.

Mol	Chain	Residues	Atoms					AltConf	Trace
30	e	177	Total	C	N	O	S	0	0
			1410	899	249	256	6		

- Molecule 31 is a protein called 50S ribosomal protein L6.

Mol	Chain	Residues	Atoms					AltConf	Trace
31	f	176	Total	C	N	O	S	0	0
			1323	832	243	246	2		

- Molecule 32 is a protein called 50S ribosomal protein L9.

Mol	Chain	Residues	Atoms					AltConf	Trace
32	g	52	Total	C	N	O	S	0	0
			400	256	73	70	1		

- Molecule 33 is a protein called 50S ribosomal protein L11.

Mol	Chain	Residues	Atoms					AltConf	Trace
33	i	141	Total	C	N	O	S	0	0
			1032	651	179	196	6		

- Molecule 34 is a protein called 50S ribosomal protein L13.

Mol	Chain	Residues	Atoms					AltConf	Trace
34	j	142	Total	C	N	O	S	0	0
			1129	714	212	199	4		

- Molecule 35 is a protein called 50S ribosomal protein L14.

Mol	Chain	Residues	Atoms					AltConf	Trace
			Total	C	N	O	S		
35	k	122	938	587	180	165	6	0	0

- Molecule 36 is a protein called 50S ribosomal protein L15.

Mol	Chain	Residues	Atoms					AltConf	Trace
			Total	C	N	O	S		
36	l	143	1045	649	206	189	1	0	0

- Molecule 37 is a protein called 50S ribosomal protein L16.

Mol	Chain	Residues	Atoms					AltConf	Trace
			Total	C	N	O	S		
37	m	136	1074	686	205	177	6	0	0

- Molecule 38 is a protein called 50S ribosomal protein L17.

Mol	Chain	Residues	Atoms					AltConf	Trace
			Total	C	N	O	S		
38	n	120	960	593	196	166	5	0	0

- Molecule 39 is a protein called 50S ribosomal protein L18.

Mol	Chain	Residues	Atoms				AltConf	Trace
			Total	C	N	O		
39	o	116	892	552	178	162	0	0

- Molecule 40 is a protein called 50S ribosomal protein L19.

Mol	Chain	Residues	Atoms					AltConf	Trace
			Total	C	N	O	S		
40	p	114	917	574	179	163	1	0	0

- Molecule 41 is a protein called 50S ribosomal protein L20.

Mol	Chain	Residues	Atoms				AltConf	Trace
			Total	C	N	O		
41	q	117	947	604	192	151	0	0

- Molecule 42 is a protein called 50S ribosomal protein L21.

Mol	Chain	Residues	Atoms					AltConf	Trace
42	r	103	Total	C	N	O	S	0	0
			816	516	153	145	2		

- Molecule 43 is a protein called 50S ribosomal protein L22.

Mol	Chain	Residues	Atoms					AltConf	Trace
43	s	110	Total	C	N	O	S	0	0
			857	532	166	156	3		

- Molecule 44 is a protein called 50S ribosomal protein L23.

Mol	Chain	Residues	Atoms					AltConf	Trace
44	t	93	Total	C	N	O	S	0	0
			738	466	139	131	2		

- Molecule 45 is a protein called 50S ribosomal protein L24.

Mol	Chain	Residues	Atoms				AltConf	Trace
45	u	102	Total	C	N	O	0	0
			779	492	146	141		

- Molecule 46 is a protein called 50S ribosomal protein L25.

Mol	Chain	Residues	Atoms					AltConf	Trace
46	v	94	Total	C	N	O	S	0	0
			753	479	137	134	3		

- Molecule 47 is a protein called 50S ribosomal protein L27.

Mol	Chain	Residues	Atoms					AltConf	Trace
47	w	75	Total	C	N	O	S	0	0
			575	356	116	102	1		

- Molecule 48 is a protein called 50S ribosomal protein L28.

Mol	Chain	Residues	Atoms					AltConf	Trace
48	x	77	Total	C	N	O	S	0	0
			625	388	129	106	2		

- Molecule 49 is a protein called 50S ribosomal protein L29.

Mol	Chain	Residues	Atoms					AltConf	Trace
			Total	C	N	O	S		
49	y	63	509	313	99	95	2	0	0

- Molecule 50 is a protein called 50S ribosomal protein L30.

Mol	Chain	Residues	Atoms					AltConf	Trace
			Total	C	N	O	S		
50	z	58	449	281	87	79	2	0	0

- Molecule 51 is a RNA chain called 23S rRNA.

Mol	Chain	Residues	Atoms					AltConf	Trace
			Total	C	N	O	P		
51	1	2903	62317	27801	11468	20146	2902	0	0

There is a discrepancy between the modelled and reference sequences:

Chain	Residue	Modelled	Actual	Comment	Reference
1	747	C	U	conflict	GB 1929590828

- Molecule 52 is a RNA chain called 5S rRNA.

Mol	Chain	Residues	Atoms					AltConf	Trace
			Total	C	N	O	P		
52	2	120	2568	1145	471	833	119	0	0

There is a discrepancy between the modelled and reference sequences:

Chain	Residue	Modelled	Actual	Comment	Reference
2	120	A	U	conflict	GB NR_103249

- Molecule 53 is a RNA chain called 16S rRNA.

Mol	Chain	Residues	Atoms					AltConf	Trace
			Total	C	N	O	P		
53	3	1539	33012	14725	6052	10697	1538	0	0

- Molecule 54 is a RNA chain called mRNA.

Mol	Chain	Residues	Atoms					AltConf	Trace
			Total	C	N	O	P		
54	4	35	729	326	105	263	35	0	0

- Molecule 55 is a DNA chain called templete DNA strand.

Mol	Chain	Residues	Atoms					AltConf	Trace
			Total	C	N	O	P		
55	8	27	539	257	88	167	27	0	0

- Molecule 56 is a DNA chain called non-templete DNA strand.

Mol	Chain	Residues	Atoms					AltConf	Trace
			Total	C	N	O	P		
56	9	20	417	195	84	118	20	0	0

- Molecule 57 is a protein called DNA-directed RNA polymerase subunit alpha.

Mol	Chain	Residues	Atoms					AltConf	Trace
			Total	C	N	O	S		
57	A1	301	2088	1293	380	409	6	0	0
57	A2	288	2029	1257	366	400	6	0	0

- Molecule 58 is a protein called DNA-directed RNA polymerase subunit beta'.

Mol	Chain	Residues	Atoms					AltConf	Trace
			Total	C	N	O	S		
58	B1	1335	10353	6509	1842	1955	47	0	0

- Molecule 59 is a protein called DNA-directed RNA polymerase subunit beta.

Mol	Chain	Residues	Atoms					AltConf	Trace
			Total	C	N	O	S		
59	B2	1340	10546	6616	1839	2048	43	0	0

- Molecule 60 is a protein called DNA-directed RNA polymerase subunit omega.

Mol	Chain	Residues	Atoms					AltConf	Trace
			Total	C	N	O	S		
60	W0	82	650	396	122	131	1	0	0

- Molecule 61 is a protein called Transcription termination/antitermination protein NusA.

Mol	Chain	Residues	Atoms				AltConf	Trace
			Total	C	N	O		
61	NA	492	2432	1448	492	492	0	0

- Molecule 62 is a protein called Transcription termination/antitermination protein NusG.

Mol	Chain	Residues	Atoms				AltConf	Trace
			Total	C	N	O		
62	NG	154	758	450	154	154	0	0

- Molecule 63 is a RNA chain called tRNA(Phe).

Mol	Chain	Residues	Atoms					AltConf	Trace
			Total	C	N	O	P		
63	5	76	1622	723	290	533	76	0	0

- Molecule 64 is a RNA chain called tRNA(fMet).

Mol	Chain	Residues	Atoms					AltConf	Trace
			Total	C	N	O	P		
64	6	77	1640	732	297	535	76	0	0
64	7	77	1640	732	297	535	76	0	0

- Molecule 65 is a protein (with D amino acids) called viomycin.

Mol	Chain	Residues	Atoms				AltConf	Trace
			Total	C	N	O		
65	h	6	48	25	13	10	0	0

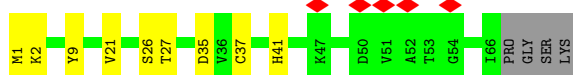
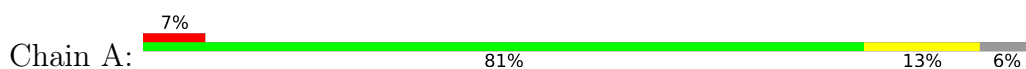
- Molecule 66 is MAGNESIUM ION (CCD ID: MG) (formula: Mg).

Mol	Chain	Residues	Atoms		AltConf
			Total	Mg	
66	B1	1	1	1	0

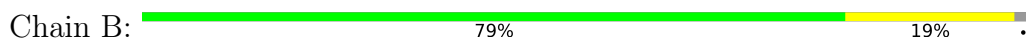
### 3 Residue-property plots [i](#)

These plots are drawn for all protein, RNA, DNA and oligosaccharide chains in the entry. The first graphic for a chain summarises the proportions of the various outlier classes displayed in the second graphic. The second graphic shows the sequence view annotated by issues in geometry and atom inclusion in map density. Residues are color-coded according to the number of geometric quality criteria for which they contain at least one outlier: green = 0, yellow = 1, orange = 2 and red = 3 or more. A red diamond above a residue indicates a poor fit to the EM map for this residue (all-atom inclusion < 40%). Stretches of 2 or more consecutive residues without any outlier are shown as a green connector. Residues present in the sample, but not in the model, are shown in grey.

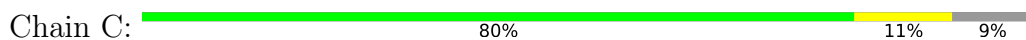
- Molecule 1: 50S ribosomal protein L31



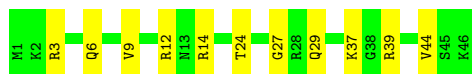
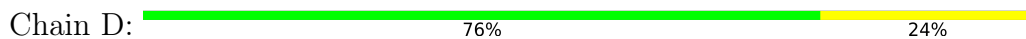
- Molecule 2: 50S ribosomal protein L32



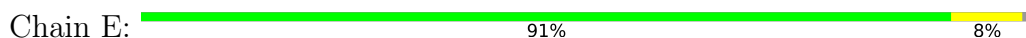
- Molecule 3: 50S ribosomal protein L33



- Molecule 4: 50S ribosomal protein L34



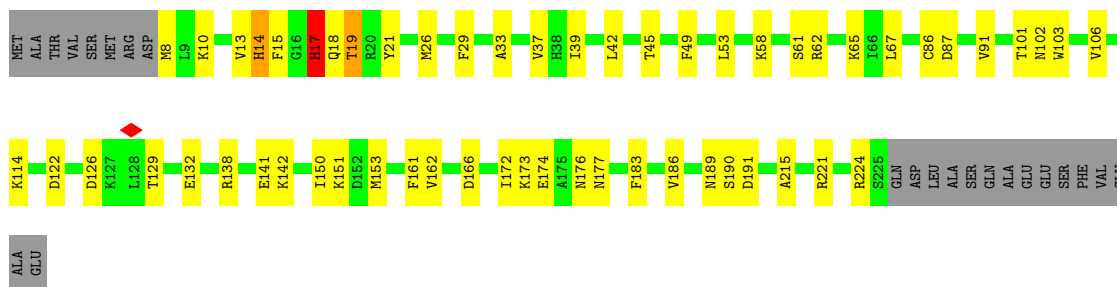
- Molecule 5: 50S ribosomal protein L35



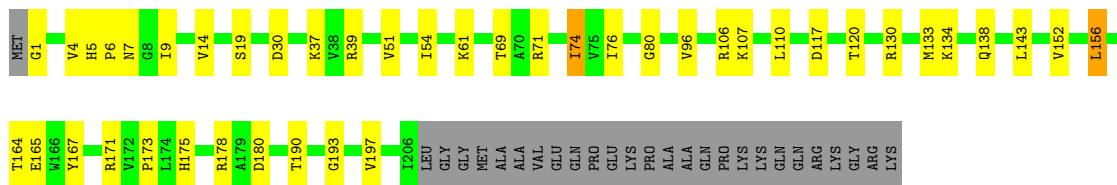
- Molecule 6: 50S ribosomal protein L36



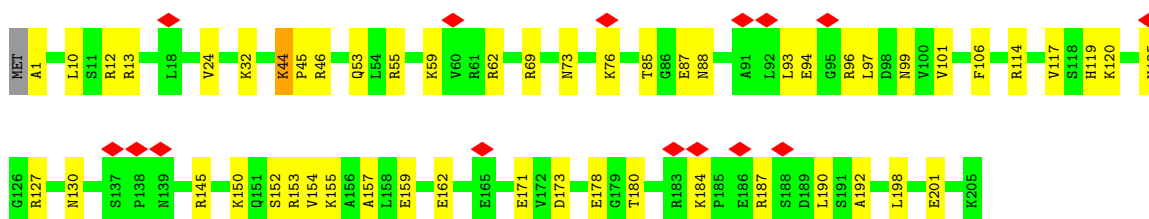
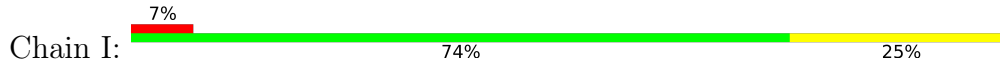
• Molecule 7: 30S ribosomal protein S2



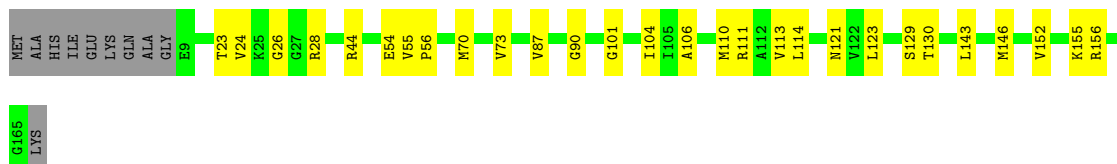
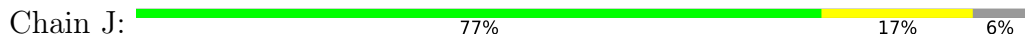
• Molecule 8: 30S ribosomal protein S3



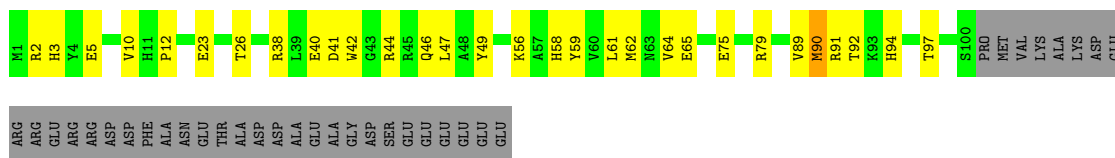
• Molecule 9: 30S ribosomal protein S4



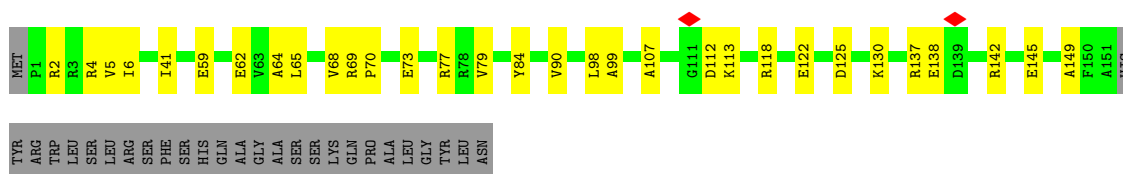
• Molecule 10: 30S ribosomal protein S5



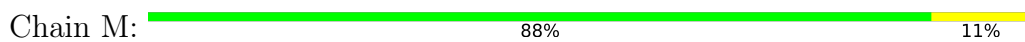
• Molecule 11: 30S ribosomal protein S6, fully modified isoform



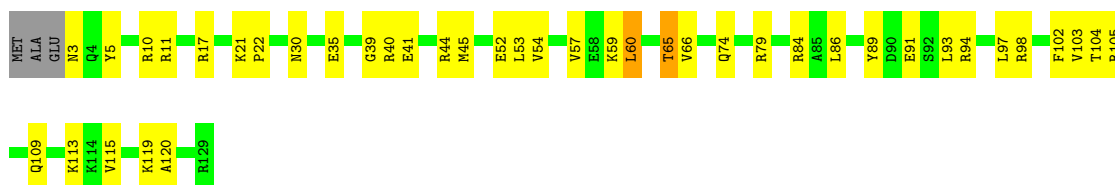
• Molecule 12: 30S ribosomal protein S7



• Molecule 13: 30S ribosomal protein S8



• Molecule 14: 30S ribosomal protein S9



• Molecule 15: 30S ribosomal protein S10

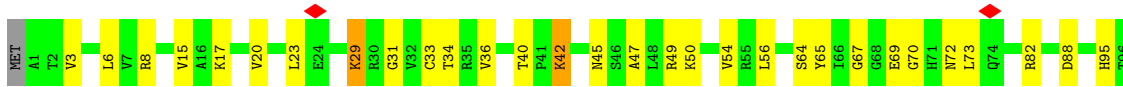


• Molecule 16: 30S ribosomal protein S11

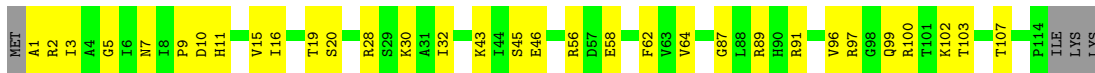




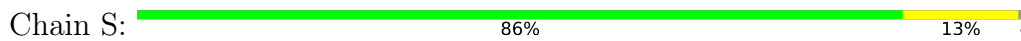
- Molecule 17: 30S ribosomal protein S12



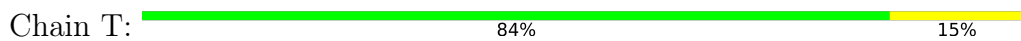
- Molecule 18: 30S ribosomal protein S13



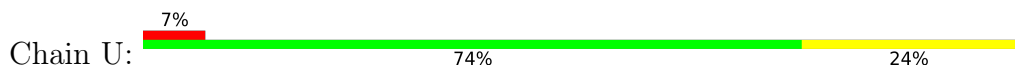
- Molecule 19: 30S ribosomal protein S14



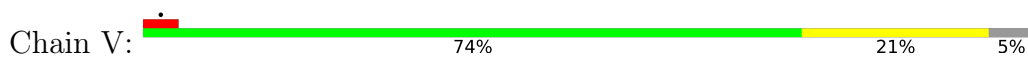
- Molecule 20: 30S ribosomal protein S15



- Molecule 21: 30S ribosomal protein S16



- Molecule 22: 30S ribosomal protein S17



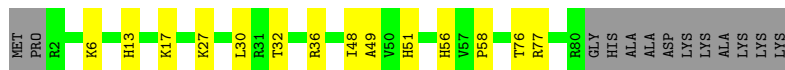
- Molecule 23: 30S ribosomal protein S18

Chain W:  65% 20% 13%




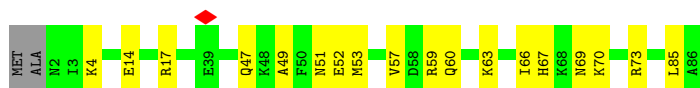
- Molecule 24: 30S ribosomal protein S19

Chain X:  71% 15% 14%



- Molecule 25: 30S ribosomal protein S20

Chain Y:  77% 21%




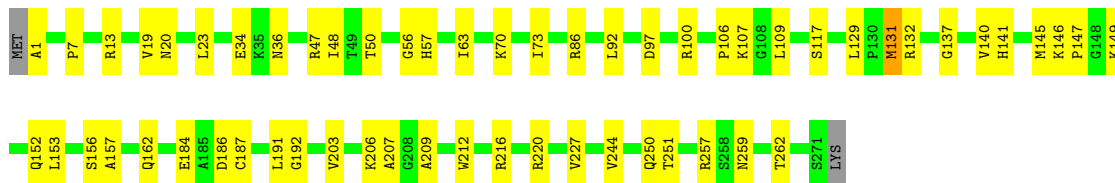
- Molecule 26: 30S ribosomal protein S21

Chain Z:  58% 32% 8%




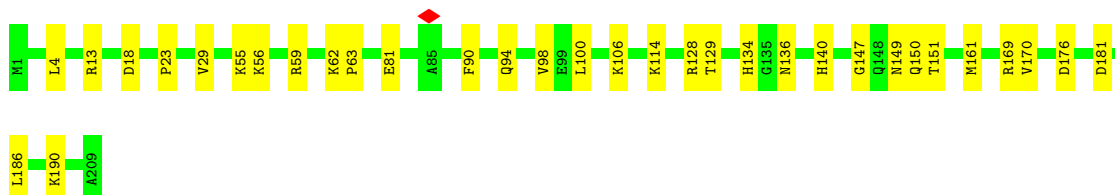
- Molecule 27: 50S ribosomal protein L2

Chain b:  78% 21%



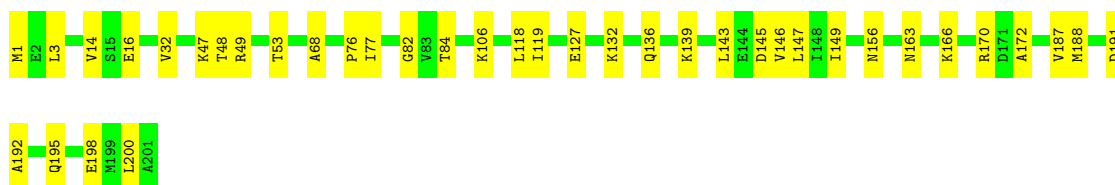
- Molecule 28: 50S ribosomal protein L3

Chain c:  84% 16%



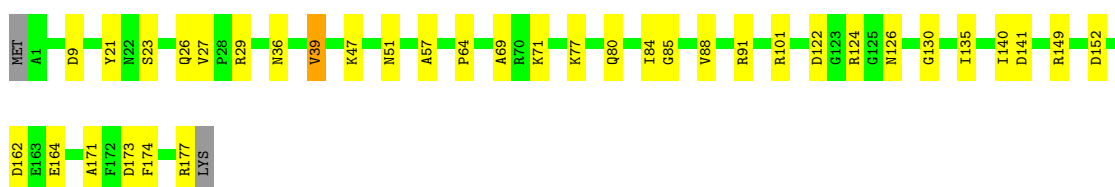
- Molecule 29: 50S ribosomal protein L4

Chain d: 81% 19%



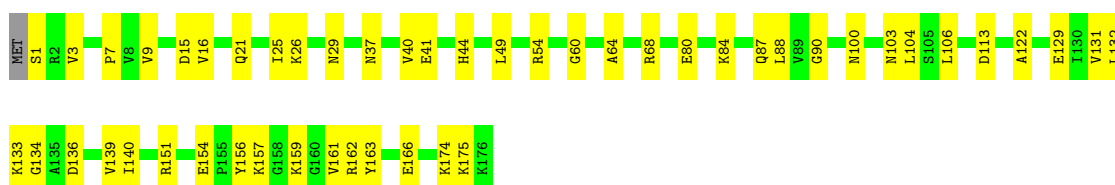
- Molecule 30: 50S ribosomal protein L5

Chain e: 79% 20% ..




- Molecule 31: 50S ribosomal protein L6

Chain f: 72% 28%



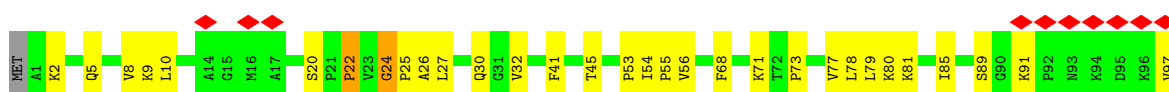
- Molecule 32: 50S ribosomal protein L9

Chain g: 27% 8% 65%



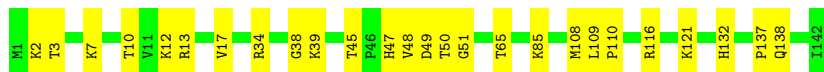
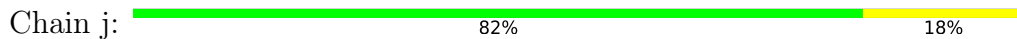
- Molecule 33: 50S ribosomal protein L11

Chain i: 11% 63% 35% ..

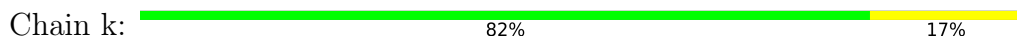




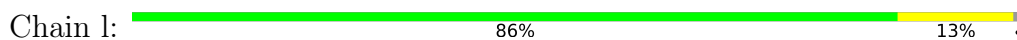
- Molecule 34: 50S ribosomal protein L13



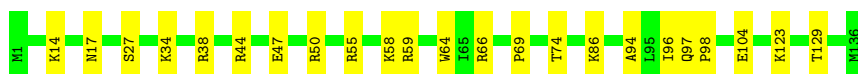
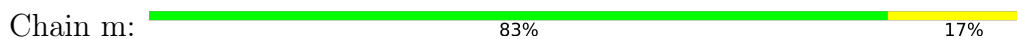
- Molecule 35: 50S ribosomal protein L14



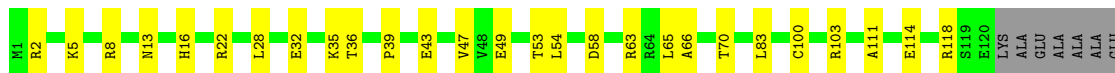
- Molecule 36: 50S ribosomal protein L15



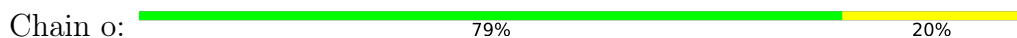
- Molecule 37: 50S ribosomal protein L16



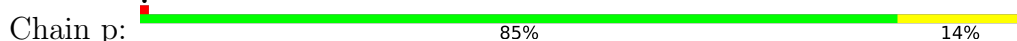
- Molecule 38: 50S ribosomal protein L17

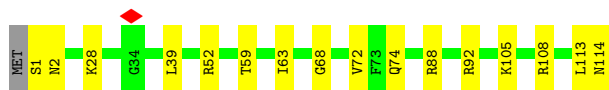


- Molecule 39: 50S ribosomal protein L18

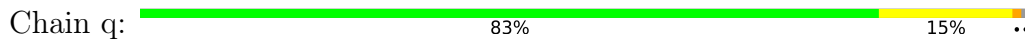


- Molecule 40: 50S ribosomal protein L19

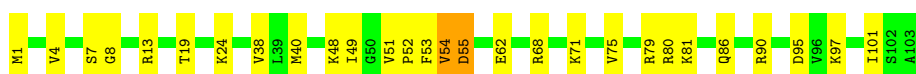




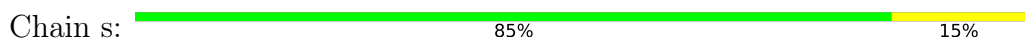
- Molecule 41: 50S ribosomal protein L20



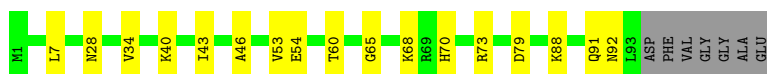
- Molecule 42: 50S ribosomal protein L21



- Molecule 43: 50S ribosomal protein L22



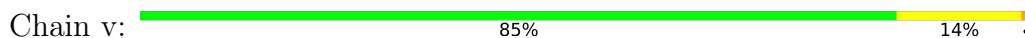
- Molecule 44: 50S ribosomal protein L23



- Molecule 45: 50S ribosomal protein L24



- Molecule 46: 50S ribosomal protein L25



- Molecule 47: 50S ribosomal protein L27

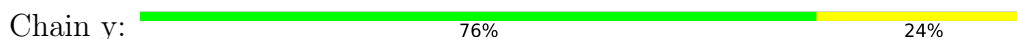




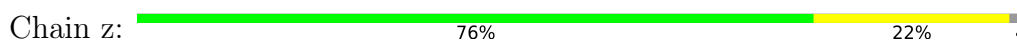
• Molecule 48: 50S ribosomal protein L28



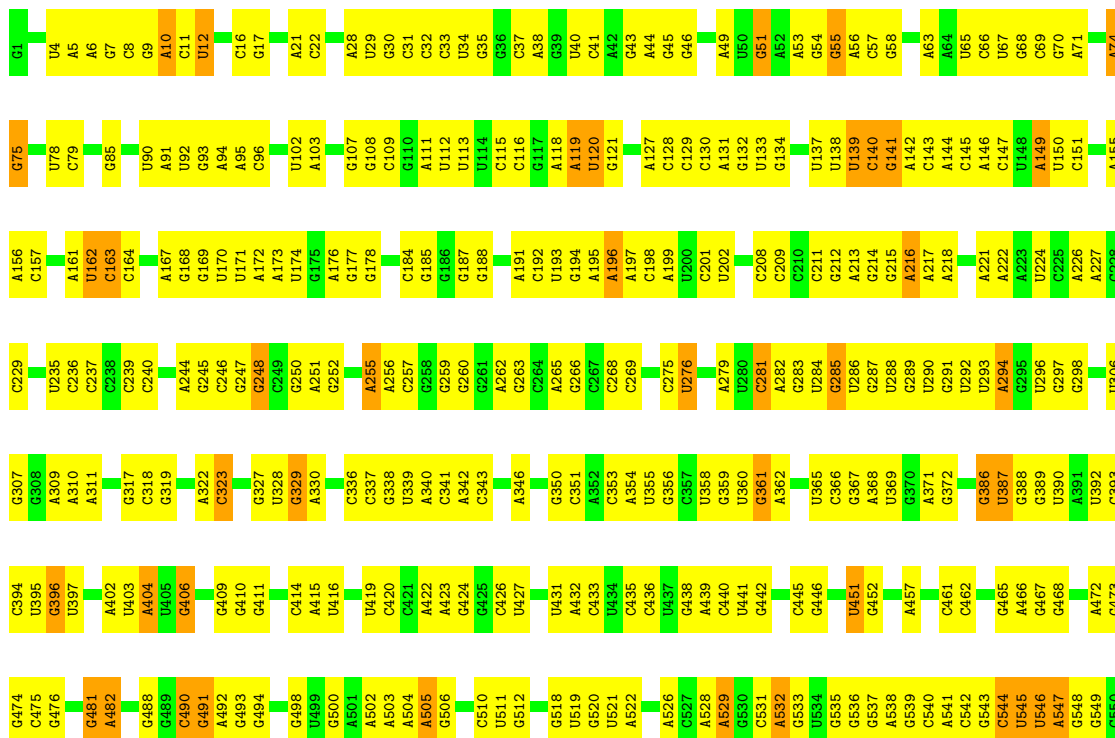
• Molecule 49: 50S ribosomal protein L29



• Molecule 50: 50S ribosomal protein L30



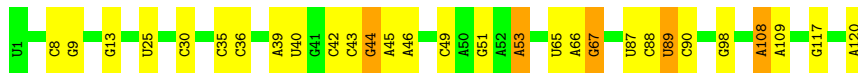
• Molecule 51: 23S rRNA



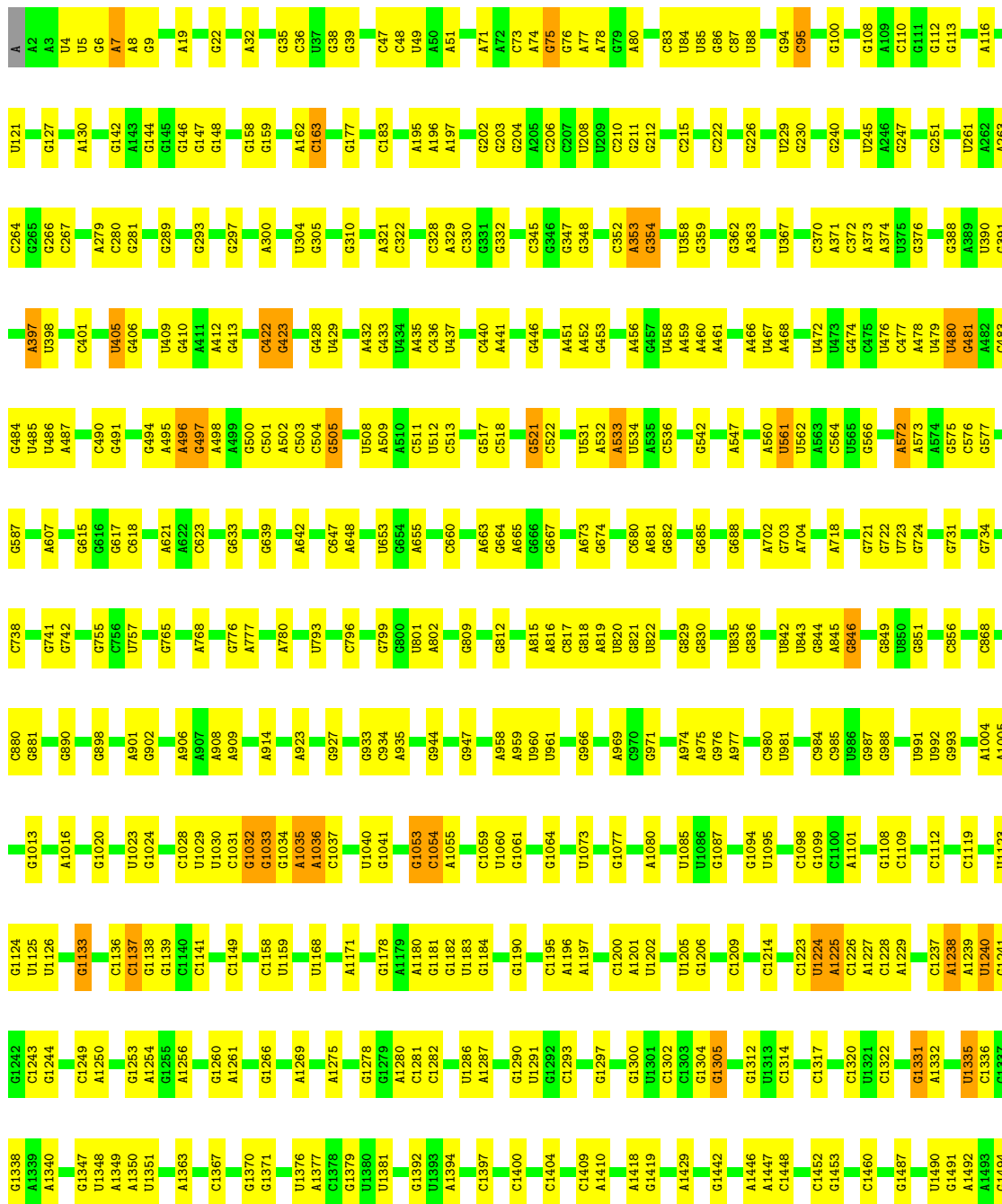
A1579	A1580	A1581	A1582	A1583	A1588	A1589	A1590	A1591	A1592	A1593	A1594	A1595	A1596	A1597	A1598	A1599	C1600	G1601	G1602	G1603	G1604	G1605	G1606	G1607	A1608	A1614	A1615	A1616	C1625	A1626	A1634	A1635	A1636	A1637	A1638	A1639	A1640	A1641	A1642	A1643	A1644	A1645	A1646	A1647	A1648	G1651	A1662	A1663	G1666	G1667	A1668	A1669	A1670	A1671	A1672	A1673	A1674	A1675	A1676	A1677	A1678	A1679	A1680	A1681	G1696	G1697	A1698	A1699	G1702	G1703	G1710	A1711	G1715	A1716	A1717	G1718	G1719	G1720	G1721	G1722	G1723	G1724	G1725	G1726	G1727	G1728	G1729	A1735	A1736	G1737	G1738	A1739	G1740	G1741	G1742	G1743	A1744	A1745	A1746	A1747	G1748	A1749	G1750	A1751	A1752	A1753	A1675	A1754	A1755	C1675																																																																																																																																																																																																																																																																																																																																																	
A1434	G1435	G1436	G1437	G1438	A1439	A1440	G1441	G1442	G1448	A1452	A1453	C1454	C1461	C1462	G1464	G1465	U1466	G1467	U1468	A1469	A1470	C1480	G1482	G1483	U1484	U1485	U1486	U1487	C1488	A1489	G1491	G1492	C1493	A1494	A1495	A1496	A1497	G1500	G1501	A1502	A1503	A1504	A1505	A1506	A1507	A1508	A1509	A1510	A1511	A1512	A1513	A1514	A1515	A1516	A1517	A1518	A1519	A1520	A1521	A1522	A1523	A1524	A1525	C1526	G1527	A1528	A1529	G1530	C1533	U1534	A1535	C1536	G1537	G1538	U1539	G1540	G1541	G1542	G1543	A1544	A1545	G1546	C1550	A1551	A1552	A1553	U1554	G1555	C1558	U1559	G1560	C1561	U1562	A1565	A1566	G1567	G1568	A1570	A1571	A1572	A1573	A1574	A1575	A1576	A1577	A1578	A1579	A1580	A1581	A1582	A1583	A1584	A1585	A1586	A1587	A1588	A1589	A1590	A1591	A1592	A1593	A1594	A1595	A1596	A1597	A1598	A1599	C1600	G1601	G1602	G1603	G1604	G1605	G1606	G1607	A1608	A1609	A1610	A1611	A1612	A1613	A1614	A1615	A1616	C1625	A1626	A1634	A1635	A1636	A1637	A1638	A1639	A1640	A1641	A1642	A1643	A1644	A1645	A1646	A1647	A1648	G1651	A1662	A1663	G1666	G1667	A1668	A1669	A1670	A1671	A1672	A1673	A1674	A1675	A1676	A1677	A1678	A1679	A1680	A1681	G1696	G1697	A1698	A1699	G1702	G1703	G1710	A1711	G1715	A1716	A1717	G1718	G1719	G1720	G1721	G1722	G1723	G1724	G1725	G1726	G1727	G1728	G1729	A1735	A1736	G1737	G1738	A1739	G1740	G1741	G1742	G1743	A1744	A1745	A1746	A1747	G1748	A1749	G1750	A1751	A1752	A1753	A1754	A1755	C1675																																																																																																																																																																																																																														
A1344	C1345	G1346	A1347	C1348	C1349	U1352	A1365	A1366	A1367	A1368	G1377	A1378	U1379	G1380	G1381	G1382	A1383	G1386	A1387	G1388	G1389	U1390	U1394	U1400	U1401	U1402	A1403	A1404	U1405	U1406	U1409	G1410	U1411	U1412	A1413	U1414	U1415	G1416	G1417	G1418	A1419	A1420	G1425	A1426	A1427	G1428	G1429	G1430	A1431	A1432	A1433	A1434	A1435	A1436	A1437	A1438	A1439	A1440	A1441	A1442	A1443	A1444	A1445	A1446	A1447	A1448	G1449	G1450	A1451	A1452	A1453	A1454	A1455	A1456	A1457	A1458	A1459	A1460	A1461	A1462	A1463	A1464	A1465	A1466	A1467	A1468	A1469	A1470	C1480	G1482	G1483	U1484	U1485	U1486	U1487	C1488	A1489	G1491	G1492	C1493	A1494	A1495	A1496	A1497	G1500	G1501	A1502	A1503	A1504	A1505	A1506	A1507	A1508	A1509	A1510	A1511	A1512	A1513	A1514	A1515	A1516	A1517	A1518	A1519	A1520	A1521	A1522	A1523	A1524	A1525	C1526	G1527	A1528	A1529	G1530	C1533	U1534	A1535	C1536	G1537	G1538	U1539	G1540	G1541	G1542	G1543	A1544	A1545	G1546	C1550	A1551	A1552	A1553	U1554	G1555	C1558	U1559	G1560	C1561	U1562	A1565	A1566	G1567	G1568	A1570	A1571	A1572	A1573	A1574	A1575	A1576	A1577	A1578	A1579	A1580	A1581	A1582	A1583	A1584	A1585	A1586	A1587	A1588	A1589	A1590	A1591	A1592	A1593	A1594	A1595	A1596	A1597	A1598	A1599	C1600	G1601	G1602	G1603	G1604	G1605	G1606	G1607	A1608	A1609	A1610	A1611	A1612	A1613	A1614	A1615	A1616	C1625	A1626	A1634	A1635	A1636	A1637	A1638	A1639	A1640	A1641	A1642	A1643	A1644	A1645	A1646	A1647	A1648	G1651	A1662	A1663	G1666	G1667	A1668	A1669	A1670	A1671	A1672	A1673	A1674	A1675	A1676	A1677	A1678	A1679	A1680	A1681	G1696	G1697	A1698	A1699	G1702	G1703	G1710	A1711	G1715	A1716	A1717	G1718	G1719	G1720	G1721	G1722	G1723	G1724	G1725	G1726	G1727	G1728	G1729	A1735	A1736	G1737	G1738	A1739	G1740	G1741	G1742	G1743	A1744	A1745	A1746	A1747	G1748	A1749	G1750	A1751	A1752	A1753	A1754	A1755	C1675																																																																																																																																																											
U1181	G1182	U1183	U1184	G1185	G1186	G1187	U1188	U1189	G1193	U1194	G1195	G1196	G1197	U1198	U1199	C1200	A1204	A1205	U1209	G1210	G1211	G1212	A1213	U1219	G1220	G1225	A1230	U1231	G1232	C1233	A1237	G1238	U1240	A1246	A1247	A1253	U1254	U1255	G1256	C1257	U1258	G1259	G1266	U1267	U1268	G1271	U1272	U1273	U1274	U1275	U1276	U1277	U1278	U1279	U1280	U1281	U1282	U1283	A1284	A1285	A1286	A1287	G1288	C1289	C1292	G1293	U1294	C1295	C1296	C1297	C1298	G1299	A1300	A1301	C1306	G1309	G1310	G1311	C1314	C1315	U1316	G1317	U1318	C1319	C1320	A1321	A1322	A1323	A1324	U1325	A1326	A1327	A1328	U1329	C1330	G1333	G1334	C1335	A1336	G1337	G1338	G1339	G1343	U1344	A1345	A1346	A1347	A1348	A1349	A1350	A1351	A1352	A1353	A1354	A1355	A1356	A1357	A1358	A1359	A1360	A1361	A1362	A1363	A1364	A1365	A1366	A1367	A1368	A1369	A1370	A1371	A1372	A1373	A1374	A1375	A1376	A1377	A1378	A1379	A1380	A1381	A1382	A1383	A1384	A1385	A1386	A1387	A1388	A1389	A1390	A1391	A1392	A1393	A1394	A1395	A1396	A1397	A1398	A1399	A1400	A1401	A1402	A1403	A1404	A1405	A1406	A1407	A1408	A1409	A1410	A1411	A1412	A1413	A1414	A1415	A1416	A1417	A1418	A1419	A1420	A1421	A1422	A1423	A1424	A1425	A1426	A1427	A1428	A1429	A1430	A1431	A1432	A1433	A1434	A1435	A1436	A1437	A1438	A1439	A1440	A1441	A1442	A1443	A1444	A1445	A1446	A1447	A1448	A1449	A1450	A1451	A1452	A1453	A1454	A1455	A1456	A1457	A1458	A1459	A1460	A1461	A1462	A1463	A1464	A1465	A1466	A1467	A1468	A1469	A1470	A1471	A1472	A1473	A1474	A1475	A1476	A1477	A1478	A1479	A1480	A1481	A1482	A1483	A1484	A1485	A1486	A1487	A1488	A1489	A1490	A1491	A1492	A1493	A1494	A1495	A1496	A1497	A1498	A1499	A1500	A1501	A1502	A1503	A1504	A1505	A1506	A1507	A1508	A1509	A1510	A1511	A1512	A1513	A1514	A1515	A1516	A1517	A1518	A1519	A1520	A1521	A1522	A1523	A1524	A1525	C1526	G1527	A1528	A1529	G1530	C1533	U1534	A1535	C1536	G1537	G1538	U1539	G1540	G1541	G1542	G1543	A1544	A1545	G1546	C1550	A1551	A1552	A1553	U1554	G1555	C1558	U1559	G1560	C1561	U1562	A1565	A1566	G1567	G1568	A1570	A1571	A1572	A1573	A1574	A1575	A1576	A1577	A1578	A1579	A1580	A1581	A1582	A1583	A1584	A1585	A1586	A1587	A1588	A1589	A1590	A1591	A1592	A1593	A1594	A1595	A1596	A1597	A1598	A1599	C1600	G1601	G1602	G1603	G1604	G1605	G1606	G1607	A1608	A1609	A1610	A1611	A1612	A1613	A1614	A1615	A1616	C1625	A1626	A1634	A1635	A1636	A1637	A1638	A1639	A1640	A1641	A1642	A1643	A1644	A1645	A1646	A1647	A1648	G1651	A1662	A1663	G1666	G1667	A1668	A1669	A1670	A1671	A1672	A1673	A1674	A1675	A1676	A1677	A1678	A1679	A1680	A1681	G1696	G1697	A1698	A1699	G1702	G1703	G1710	A1711	G1715	A1716	A1717	G1718	G1719	G1720	G1721	G1722	G1723	G1724	G1725	G1726	G1727	G1728	G1729	A1735	A1736	G1737	G1738	A1739	G1740	G1741	G1742	G1743	A1744	A1745	A1746	A1747	G1748	A1749	G1750	A1751	A1752	A1753	A1754	A1755	C1675
C1049	A1050	A1054	G1055	G1056	A1057	U1058	U1059	U1060	U1061	G1062	G1063	C1064	U1065	U1066	A1067	G1068	A1069	A1070	G1071	C1072	A1073	G1074	C1075	C1076	A1077	U1078	C1079	A1080	U1081	U1082	U1083	A1084	A1085	A1086	G1087	A1088	A1089	A1090	G1091	C1092	G1093	U1094	A1095	U1096	U1097	A1098	U1099	C1100	U1101	C1102	A1103	C1104	U1105	C1106	U1107	C1108	C1109	G1110	A1111	G1112	U1113	G1114	G1115	G1116	C1117	C1118	U1119	C1121	U1130	A1131	U1132	A1133	A1134	C1135	G1136	G1137	U1138	G1139	C1140	U1141	A1142	A1143	A1144	C1145	A1146	A1147	U1148	G1149	C1150	A1151	C1152	C1153	A1154	A1155	A1156	G1157	U1158	G1159	A1160	C1161	C1162	G1163	C1164	A1165	G1166	U1167	G1168	U1169	C1170	C1171	U1172	U1173	A1174	U1175	A1176	G1177	C1178	U1179	C1180	U1181	G1182	U1183	U1184	G1185	U1186	G1187	U1188	U1189	G1193	U1194	G1195	G1196	G1197	U1198	U1199	C1200	A1204	A1205	U1209	G1210	G1211	G1212	A1213	U1219	G1220	G1225	A1230	U1231	G1232	C1233	A1237	G1238	U1240	A1246	A1247	A1253	U1254	U1255	G1256	C1257	U1258	G1259	G1266	U1267	U1268	G1271	U1272	U1273	U1274	U1275	U1276	U1277	U1278	U1279	U1280	U1281	U1282	U1283	A1284	A1285	A1286	A1287	G1288	C1289	C1292	G1293	U1294	C1295	C1296	C1297	C1298	G1299	A1300	A1301	C1306	G1309	G1310	G1311	C1314	C1315	U1316	G1317	U1318	C1319	C1320	A1321	A1322	A1323	A1324	U1325	A1326	A1327	A1328	U1329	C1330	G1333	G1334	C1335	A1336	G1337	G1338	G1339	G1343	U1344	A1345	A1346	A1347	A1348	A1349	A1350	A1351	A1352	A1353	A1354	A1355	A1356	A1357	A1358	A1359	A1360	A1361	A1362	A1363	A1364	A1365	A1366	A1367	A1368	A1369	A1370	A1371	A1372	A1373	A1374	A1375	A1376	A1377	A1378	A1379	A1380	A1381																																																																																																																																																																																										

U2897	A2814	A2736	C2652	G2574	C2394	C2313	G2235	G2236	A1998	U1915	C1833	U1758
U2898	C2815	G2737	C2658	C2575	C2395	A2314	U2236	U2236	C1999	A1916	U1834	C1761
A2900	G2659	A2741	G2659	A2577	G2396	G2315	G2237	G2237	G2012	A1917	A1762	A1762
C2901	G2742	A2742	A2661	G2578	U2402	U2491	U2491	U2491	A2013	A1919	G1763	G1763
U2903	A2662	G2744	A2662	C2579	U2404	U2492	U2492	U2492	A2014	C1920	A1847	C1764
U	G2663	G2581	G2663	U2580	G2405	A2241	A2241	A2241	A2015	G1921	U1765	U1765
	C2667	A2497	A2497	C2496	A2406	G2482	G2482	G2482	U2016	G1922	G1766	G1766
	A2748	C2498	C2498	A2498	A2407	U2242	U2242	U2242	A2020	C1924	C1768	C1768
	G2750	C2499	C2499	A2499	A2411	A2247	A2247	A2247	C2021	A1927	A1772	A1772
	G2751	U2500	U2500	U2500	A2412	U2248	U2248	U2248	C2022	A1928	A1854	A1854
	U2754	G2502	G2502	G2502	C2420	U2249	U2249	U2249	G2023	G1929	C1774	C1774
	C2755	G2505	G2505	G2505	C2421	U2250	U2250	U2250	C2024	A1930	G1857	U1775
	U2756	U2506	U2506	U2506	C2422	U2251	U2251	U2251	C2025	U1931	U1776	G1776
	A2758	C2507	C2507	C2507	U2423	U2252	U2252	U2252	G2026	U1932	G1858	G1858
	C2759	U2511	U2511	U2511	C2424	U2253	U2253	U2253	G2027	U1933	G1859	G1859
	G2760	A2516	A2516	A2516	A2425	U2254	U2254	U2254	A2030	G1935	G1863	A1780
	A2762	C2517	C2517	C2517	A2426	U2255	U2255	U2255	A2031	A1936	U1781	U1781
	G2764	A2518	A2518	A2518	C2427	U2256	U2256	U2256	G2032	A1937	U1782	U1782
	A2765	G2525	G2525	G2525	G2428	U2257	U2257	U2257	A2033	A1938	A1783	A1783
	U2768	U2526	U2526	U2526	G2429	U2258	U2258	U2258	G2034	U1939	G1867	A1784
	U2778	C2527	C2527	C2527	G2430	U2259	U2259	U2259	U2035	A1940	A1785	A1785
	C2779	U2529	U2529	U2529	G2431	U2260	U2260	U2260	G2036	C1942	G1868	A1786
	A2782	A2530	A2530	A2530	G2432	U2261	U2261	U2261	A2037	U1944	A1787	A1787
	U2783	G2533	G2533	G2533	U2433	U2262	U2262	U2262	G1945	G1945	C1788	C1788
	U2784	U2534	U2534	U2534	A2434	U2263	U2263	U2263	C2043	U1948	A1872	A1872
	C2787	C2539	C2539	C2539	G2435	U2264	U2264	U2264	G1948	G1948	G1873	G1873
	C2788	G2545	G2545	G2545	G2436	U2265	U2265	U2265	A1952	A1952	G1874	G1874
	C2789	U2546	U2546	U2546	G2437	U2266	U2266	U2266	G1953	G1953	G1875	G1875
	A2792	A2547	A2547	A2547	C2438	U2267	U2267	U2267	C2048	A1955	U1796	U1796
	C2793	U2553	U2553	U2553	G2439	U2268	U2268	U2268	C2049	U1956	A1794	A1794
	U2796	U2554	U2554	U2554	U2440	U2269	U2269	U2269	A2051	G1954	C1799	C1799
	A2800	U2555	U2555	U2555	G2441	U2270	U2270	U2270	A2052	U1955	U1798	U1798
	G2801	U2556	U2556	U2556	U2442	U2271	U2271	U2271	G2053	U1956	C1800	C1800
	U2804	U2557	U2557	U2557	G2443	U2272	U2272	U2272	G2054	G1963	G1884	A1801
	C2805	U2561	U2561	U2561	U2444	U2273	U2273	U2273	G2055	G1964	A1885	A1802
	C2806	U2562	U2562	U2562	G2445	U2274	U2274	U2274	G2056	C1965	U1886	U1886
	A2810	U2563	U2563	U2563	U2446	U2275	U2275	U2275	A2060	A1966	G1887	G1887
	G2811	U2564	U2564	U2564	G2447	U2276	U2276	U2276	G2061	C1967	G1888	A1808
	G2812	U2565	U2565	U2565	U2448	U2277	U2277	U2277	G2062	G1968	A1889	A1809
	G2813	U2566	U2566	U2566	G2449	U2278	U2278	U2278	A1890	A1969	A1890	A1890
	C2894	U2567	U2567	U2567	U2450	U2279	U2279	U2279	G2069	U1970	U1812	U1812
	C2895	G2570	G2570	G2570	A2468	U2280	U2280	U2280	C2073	U1971	G1813	G1813
	C2896	U2571	U2571	U2571	U2469	U2281	U2281	U2281	U2074	G1972	C1894	C1894
		U2572	U2572	U2572	G2466	U2282	U2282	U2282	U2085	A1978	A1901	A1901
		C2573	C2573	C2573	A2467	U2283	U2283	U2283	U2086	G1983	C1902	C1902
					A2468	U2284	U2284	U2284	C2091	G1984	G1905	G1905
					U2469	U2285	U2285	U2285	U2092	C1985	G1906	G1906
					A2470	U2286	U2286	U2286	G2093	C1986	G1907	G1907
					A2471	U2287	U2287	U2287	A2094	G1987	C1908	C1908
					U2476	U2288	U2288	U2288	A2095	C1988	G1909	G1909
					G2468	U2289	U2289	U2289	A2096	U1991	G1910	G1910
					C2649	U2290	U2290	U2290	C2096	G1992	U1911	U1911
					C2651	U2291	U2291	U2291	A2097	U1993	A1912	A1912
						U2292	U2292	U2292	U2099	C1997	C1914	C1914

• Molecule 52: 5S rRNA



• Molecule 53: 16S rRNA



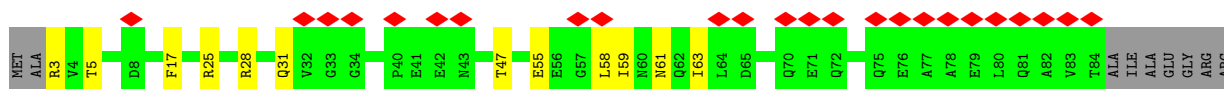
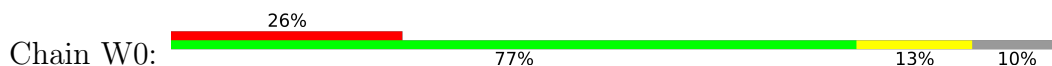








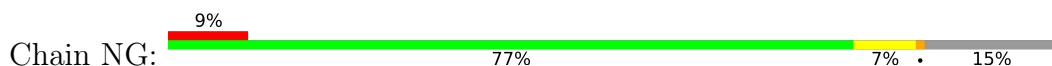
- Molecule 60: DNA-directed RNA polymerase subunit omega

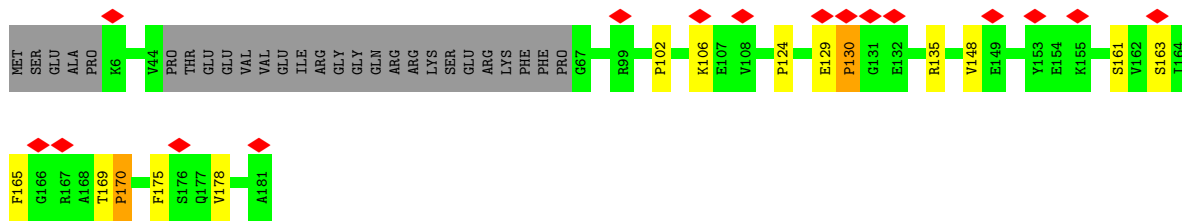


- Molecule 61: Transcription termination/antitermination protein NusA

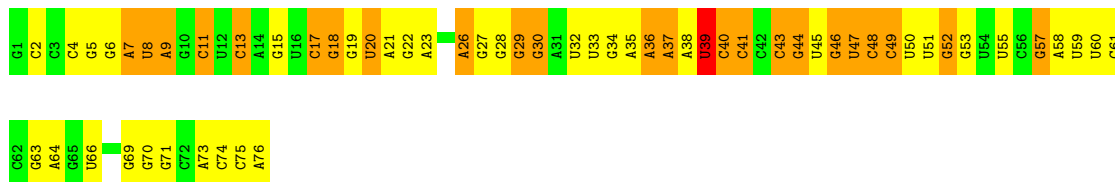
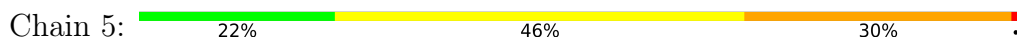


- Molecule 62: Transcription termination/antitermination protein NusG

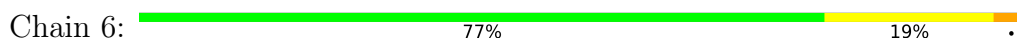




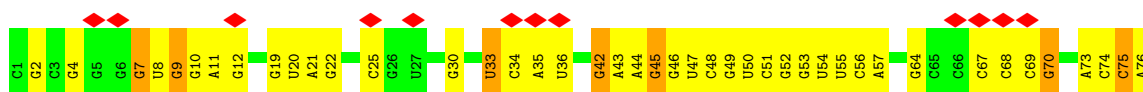
• Molecule 63: tRNA(Phe)




• Molecule 64: tRNA(fMet)



• Molecule 64: tRNA(fMet)



• Molecule 65: viomycin



## 4 Experimental information

Property	Value	Source
EM reconstruction method	SINGLE PARTICLE	Depositor
Imposed symmetry	POINT, Not provided	
Number of particles used	35000	Depositor
Resolution determination method	FSC 0.143 CUT-OFF	Depositor
CTF correction method	NONE	Depositor
Microscope	FEI TALOS ARCTICA	Depositor
Voltage (kV)	200	Depositor
Electron dose ( $e^-/\text{\AA}^2$ )	47	Depositor
Minimum defocus (nm)	500	Depositor
Maximum defocus (nm)	1500	Depositor
Magnification	Not provided	
Image detector	FEI FALCON III (4k x 4k)	Depositor
Maximum map value	0.161	Depositor
Minimum map value	-0.071	Depositor
Average map value	0.000	Depositor
Map value standard deviation	0.005	Depositor
Recommended contour level	0.012	Depositor
Map size ( $\text{\AA}$ )	753.60004, 753.60004, 753.60004	wwPDB
Map dimensions	480, 480, 480	wwPDB
Map angles ( $^\circ$ )	90.0, 90.0, 90.0	wwPDB
Pixel spacing ( $\text{\AA}$ )	1.57, 1.57, 1.57	Depositor

## 5 Model quality i

### 5.1 Standard geometry i

Bond lengths and bond angles in the following residue types are not validated in this section: KBE, UAL, DPP, 5OH, MG

The Z score for a bond length (or angle) is the number of standard deviations the observed value is removed from the expected value. A bond length (or angle) with  $|Z| > 5$  is considered an outlier worth inspection. RMSZ is the root-mean-square of all Z scores of the bond lengths (or angles).

Mol	Chain	Bond lengths		Bond angles	
		RMSZ	# Z  >5	RMSZ	# Z  >5
1	A	0.26	0/531	0.54	0/709
2	B	0.40	0/450	0.60	0/599
3	C	0.28	0/416	0.52	0/554
4	D	0.47	0/380	0.69	0/498
5	E	0.53	0/513	0.60	0/676
6	F	0.57	0/303	0.65	0/397
7	G	0.37	0/1735	0.64	0/2338
8	H	0.34	0/1651	0.55	0/2225
9	I	0.35	0/1665	0.71	0/2227
10	J	0.38	0/1169	0.68	2/1573 (0.1%)
11	K	0.46	0/835	0.77	0/1128
12	L	0.30	0/1195	0.66	3/1602 (0.2%)
13	M	0.35	0/989	0.53	0/1326
14	N	0.41	0/1034	0.77	0/1375
15	O	0.50	0/796	0.78	2/1077 (0.2%)
16	P	0.45	0/885	0.64	1/1195 (0.1%)
17	Q	0.50	0/969	0.86	2/1300 (0.2%)
18	R	0.33	0/892	0.73	2/1193 (0.2%)
19	S	0.33	0/817	0.61	0/1088
20	T	0.49	0/722	0.64	0/964
21	U	0.30	0/659	0.71	2/884 (0.2%)
22	V	0.44	0/657	0.71	0/881
23	W	0.54	0/544	0.74	1/731 (0.1%)
24	X	0.28	0/652	0.55	0/877
25	Y	0.28	0/671	0.52	0/888
26	Z	0.66	0/550	1.01	2/728 (0.3%)
27	b	0.49	0/2121	0.64	0/2852
28	c	0.42	0/1586	0.59	2/2134 (0.1%)
29	d	0.43	0/1571	0.62	0/2113
30	e	0.37	0/1434	0.60	2/1926 (0.1%)
31	f	0.29	0/1343	0.55	0/1816
32	g	0.32	0/405	0.75	0/544

Mol	Chain	Bond lengths		Bond angles	
		RMSZ	# Z  >5	RMSZ	# Z  >5
33	i	0.31	0/1046	0.77	3/1410 (0.2%)
34	j	0.41	0/1152	0.55	1/1551 (0.1%)
35	k	0.45	0/947	0.66	0/1268
36	l	0.40	0/1054	0.63	0/1403
37	m	0.56	0/1093	0.74	0/1460
38	n	0.46	0/973	0.72	1/1301 (0.1%)
39	o	0.32	0/902	0.51	0/1209
40	p	0.41	0/929	0.62	0/1242
41	q	0.52	0/960	0.62	1/1278 (0.1%)
42	r	0.43	0/829	0.69	0/1107
43	s	0.43	0/864	0.58	0/1156
44	t	0.33	0/744	0.52	0/994
45	u	0.45	0/787	0.75	0/1051
46	v	0.34	0/766	0.51	0/1025
47	w	0.40	0/582	0.52	0/769
48	x	0.43	0/635	0.63	1/848 (0.1%)
49	y	0.29	0/510	0.63	0/677
50	z	0.41	0/453	0.53	0/605
51	1	0.51	0/69796	0.62	22/108888 (0.0%)
52	2	0.43	0/2872	0.46	0/4479
53	3	0.42	0/36963	0.43	0/57662
54	4	0.52	0/808	0.65	0/1251
55	8	0.56	0/599	0.70	1/919 (0.1%)
56	9	0.49	0/468	0.53	0/719
57	A1	0.55	0/2106	0.81	0/2868
57	A2	0.49	0/2048	0.76	0/2786
58	B1	0.57	6/10510 (0.1%)	0.75	8/14196 (0.1%)
59	B2	0.46	0/10714	0.67	1/14459 (0.0%)
60	W0	0.30	0/652	0.61	0/879
61	NA	0.84	0/2431	1.24	0/3385
62	NG	1.11	0/756	1.07	1/1048 (0.1%)
63	5	0.57	0/1812	0.86	3/2823 (0.1%)
64	6	0.40	0/1832	0.48	0/2855
64	7	0.39	0/1832	0.57	1/2855 (0.0%)
65	h	3.16	2/11 (18.2%)	0.74	0/13
All	All	0.48	8/191576 (0.0%)	0.62	65/282857 (0.0%)

All (8) bond length outliers are listed below:

Mol	Chain	Res	Type	Atoms	Z	Observed(Å)	Ideal(Å)
65	h	3	SER	CA-C	-6.70	1.38	1.52
65	h	4	SER	CA-C	-6.18	1.40	1.52

*Continued on next page...*

*Continued from previous page...*

Mol	Chain	Res	Type	Atoms	Z	Observed(Å)	Ideal(Å)
58	B1	1350	ASN	CG-ND2	-5.28	1.22	1.33
58	B1	1108	GLN	CD-OE1	5.17	1.33	1.23
58	B1	424	ASN	CG-ND2	-5.14	1.22	1.33
58	B1	777	HIS	ND1-CE1	5.03	1.37	1.32
58	B1	450	HIS	CD2-NE2	-5.01	1.32	1.37
58	B1	665	GLN	CD-OE1	5.01	1.33	1.23

All (65) bond angle outliers are listed below:

Mol	Chain	Res	Type	Atoms	Z	Observed(°)	Ideal(°)
16	P	73	VAL	N-CA-C	-9.00	104.56	113.20
41	q	33	VAL	N-CA-C	-8.81	104.72	112.12
12	L	64	ALA	N-CA-C	-7.67	105.09	114.75
51	1	1130	U	C2'-C3'-O3'	7.59	120.88	109.50
64	7	33	U	C2'-C3'-O3'	7.25	120.38	109.50
51	1	2326	C	C2'-C3'-O3'	7.22	120.33	109.50
58	B1	450	HIS	CB-CG-CD2	-6.59	122.63	131.20
51	1	761	A	C4'-C3'-O3'	-6.53	103.21	113.00
58	B1	61	ILE	CA-C-N	-6.45	113.90	121.64
58	B1	61	ILE	C-N-CA	-6.45	113.90	121.64
58	B1	777	HIS	CB-CG-CD2	-6.30	123.01	131.20
59	B2	906	PHE	CA-CB-CG	6.09	119.89	113.80
28	c	147	GLY	CA-C-N	-6.05	115.24	122.44
28	c	147	GLY	C-N-CA	-6.05	115.24	122.44
63	5	39	U	C3'-C2'-O2'	5.87	119.50	110.70
58	B1	450	HIS	CB-CG-ND1	5.73	131.29	122.70
51	1	1790	C	N1-C1'-C2'	5.64	120.45	112.00
51	1	2060	A	C2'-C3'-O3'	5.63	117.95	109.50
26	Z	35	GLU	CA-C-N	5.62	132.27	121.54
26	Z	35	GLU	C-N-CA	5.62	132.27	121.54
15	O	57	VAL	CA-C-N	5.60	132.23	121.54
15	O	57	VAL	C-N-CA	5.60	132.23	121.54
38	n	47	VAL	N-CA-C	-5.56	107.45	112.12
10	J	155	LYS	N-CA-C	-5.53	107.78	114.75
51	1	1451	C	N1-C1'-C2'	5.50	120.24	112.00
51	1	1905	C	C4'-C3'-O3'	-5.47	104.80	113.00
51	1	960	A	N9-C1'-C2'	5.47	120.20	112.00
51	1	1020	A	C2'-C3'-O3'	5.43	117.65	109.50
58	B1	777	HIS	CB-CG-ND1	5.41	130.81	122.70
51	1	1696	G	N9-C1'-C2'	5.40	120.11	112.00
55	8	7	DC	C2'-C3'-O3'	-5.33	103.50	111.50
51	1	1782	U	N1-C1'-C2'	5.30	119.96	112.00

*Continued on next page...*

Continued from previous page...

Mol	Chain	Res	Type	Atoms	Z	Observed(°)	Ideal(°)
33	i	24	GLY	N-CA-C	5.29	123.14	112.34
12	L	5	VAL	CA-C-N	5.29	127.79	120.49
12	L	5	VAL	C-N-CA	5.29	127.79	120.49
51	1	2428	G	N9-C1'-C2'	5.28	119.92	112.00
30	e	141	ASP	CA-C-N	5.26	131.59	121.54
30	e	141	ASP	C-N-CA	5.26	131.59	121.54
51	1	2055	C	N1-C1'-C2'	5.25	119.87	112.00
63	5	39	U	C4'-C3'-O3'	5.23	120.84	113.00
58	B1	27	PRO	N-CA-C	-5.22	106.23	113.81
34	j	110	PRO	N-CA-C	5.22	120.71	113.98
51	1	980	A	N9-C1'-C2'	5.19	119.79	112.00
63	5	57	G	C4'-C3'-O3'	5.19	117.18	109.40
51	1	2576	G	N9-C1'-C2'	5.18	119.77	112.00
21	U	78	VAL	CA-C-N	5.16	129.61	121.56
21	U	78	VAL	C-N-CA	5.16	129.61	121.56
51	1	2430	A	N9-C1'-C2'	5.14	119.71	112.00
62	NG	106	LYS	N-CA-C	-5.14	107.08	113.55
51	1	1565	C	N1-C1'-C2'	5.13	119.70	112.00
10	J	87	VAL	N-CA-C	5.13	116.02	109.30
51	1	1328	A	N9-C1'-C2'	5.13	119.70	112.00
18	R	3	ILE	CA-C-N	5.11	131.30	121.54
18	R	3	ILE	C-N-CA	5.11	131.30	121.54
23	W	14	ALA	N-CA-C	-5.11	106.14	112.93
51	1	2777	G	N9-C1'-C2'	5.08	119.62	112.00
17	Q	42	LYS	CA-C-N	5.08	129.59	121.62
17	Q	42	LYS	C-N-CA	5.08	129.59	121.62
33	i	71	LYS	CA-C-N	5.07	134.17	121.80
33	i	71	LYS	C-N-CA	5.07	134.17	121.80
51	1	1087	G	N9-C1'-C2'	5.04	119.56	112.00
48	x	25	LYS	N-CA-C	5.04	121.53	110.80
58	B1	61	ILE	CA-C-O	-5.03	115.72	120.95
51	1	972	A	N9-C1'-C2'	5.02	119.53	112.00
51	1	1672	A	N9-C1'-C2'	5.00	119.51	112.00

There are no chirality outliers.

There are no planarity outliers.

## 5.2 Too-close contacts [i](#)

In the following table, the Non-H and H(model) columns list the number of non-hydrogen atoms and hydrogen atoms in the chain respectively. The H(added) column lists the number of hydrogen

atoms added and optimized by MolProbity. The Clashes column lists the number of clashes within the asymmetric unit, whereas Symm-Clashes lists symmetry-related clashes.

Mol	Chain	Non-H	H(model)	H(added)	Clashes	Symm-Clashes
1	A	522	0	524	7	0
2	B	444	0	461	9	0
3	C	409	0	440	4	0
4	D	377	0	418	9	0
5	E	504	0	574	2	0
6	F	302	0	343	7	0
7	G	1704	0	1732	35	0
8	H	1624	0	1699	29	0
9	I	1643	0	1710	32	0
10	J	1156	0	1199	18	0
11	K	817	0	808	16	0
12	L	1181	0	1240	19	0
13	M	979	0	1034	9	0
14	N	1022	0	1070	24	0
15	O	786	0	828	14	0
16	P	869	0	878	22	0
17	Q	955	0	1019	32	0
18	R	883	0	944	18	0
19	S	805	0	847	9	0
20	T	714	0	737	6	0
21	U	649	0	666	16	0
22	V	648	0	691	9	0
23	W	535	0	552	9	0
24	X	637	0	665	9	0
25	Y	665	0	714	11	0
26	Z	544	0	579	11	0
27	b	2082	0	2157	46	0
28	c	1565	0	1616	29	0
29	d	1552	0	1619	28	0
30	e	1410	0	1447	23	0
31	f	1323	0	1374	33	0
32	g	400	0	423	6	0
33	i	1032	0	1088	42	0
34	j	1129	0	1162	22	0
35	k	938	0	1012	16	0
36	l	1045	0	1117	16	0
37	m	1074	0	1157	13	0
38	n	960	0	1000	19	0
39	o	892	0	923	16	0
40	p	917	0	965	16	0
41	q	947	0	1022	10	0

*Continued on next page...*

Continued from previous page...

Mol	Chain	Non-H	H(model)	H(added)	Clashes	Symm-Clashes
42	r	816	0	839	18	0
43	s	857	0	922	11	0
44	t	738	0	807	9	0
45	u	779	0	834	14	0
46	v	753	0	780	9	0
47	w	575	0	592	8	0
48	x	625	0	655	12	0
49	y	509	0	543	11	0
50	z	449	0	491	9	0
51	1	62317	0	31346	1464	0
52	2	2568	0	1303	15	0
53	3	33012	0	16618	188	0
54	4	729	0	364	6	0
55	8	539	0	305	29	0
56	9	417	0	224	2	0
57	A1	2088	0	1895	25	0
57	A2	2029	0	1864	20	0
58	B1	10353	0	10548	322	0
59	B2	10546	0	10550	169	0
60	W0	650	0	658	10	0
61	NA	2432	0	1171	9	0
62	NG	758	0	334	9	0
63	5	1622	0	821	28	0
64	6	1640	0	837	7	0
64	7	1640	0	837	20	0
65	h	48	0	40	9	0
66	B1	1	0	0	0	0
All	All	178130	0	126632	2826	0

The all-atom clashscore is defined as the number of clashes found per 1000 atoms (including hydrogen atoms). The all-atom clashscore for this structure is 9.

All (2826) close contacts within the same asymmetric unit are listed below, sorted by their clash magnitude.

Atom-1	Atom-2	Interatomic distance (Å)	Clash overlap (Å)
40:p:52:ARG:HH21	51:1:2720:U:H5''	0.95	1.08
51:1:275:C:H2'	51:1:276:U:H4'	1.37	1.07
51:1:1666:G:H2'	51:1:1667:G:H5'	1.41	1.03
51:1:2713:U:H3'	51:1:2714:G:H5'	1.41	1.02
51:1:1672:A:C2	51:1:2582:G:H5'	1.95	1.02
58:B1:111:THR:HG23	58:B1:300:GLN:CD	1.86	1.00

Continued on next page...

*Continued from previous page...*

Atom-1	Atom-2	Interatomic distance (Å)	Clash overlap (Å)
58:B1:750:PRO:HB3	59:B2:549:ASP:OD2	1.60	1.00
51:1:1807:G:H2'	51:1:1808:A:H5'	1.44	0.99
51:1:1082:U:H3'	51:1:1083:U:H5''	1.41	0.99
40:p:52:ARG:NH2	51:1:2720:U:H5''	1.78	0.98
58:B1:352:ARG:HD2	59:B2:1268:GLN:NE2	1.79	0.97
51:1:1847:A:HO2'	51:1:1848:A:H8	1.07	0.96
51:1:2156:G:H2'	51:1:2157:G:H5'	1.47	0.94
51:1:2713:U:H3'	51:1:2714:G:C5'	1.98	0.94
58:B1:68:TYR:O	58:B1:75:TYR:CE2	2.20	0.94
51:1:655:A:H4'	51:1:656:G:H5'	1.50	0.94
51:1:644:A:H2'	51:1:645:C:H5''	1.50	0.93
30:e:84:ILE:HD13	51:1:2312:U:H5'	1.51	0.93
17:Q:40:THR:HG21	65:h:6:5OH:OS	1.69	0.93
58:B1:202:ARG:HG2	58:B1:202:ARG:HH11	1.34	0.93
51:1:1102:C:H2'	51:1:1103:A:H8	1.35	0.91
30:e:130:GLY:HA3	51:1:2305:U:H5''	1.51	0.91
54:4:56:G:H21	58:B1:427:PRO:HD3	1.34	0.91
51:1:890:C:H2'	51:1:891:G:H5'	1.53	0.91
58:B1:68:TYR:C	58:B1:75:TYR:HE2	1.80	0.90
51:1:1702:G:H2'	51:1:1703:G:H5''	1.51	0.90
59:B2:854:ILE:HG21	59:B2:917:SER:HB3	1.54	0.89
51:1:1668:A:H4'	51:1:1669:A:H5'	1.54	0.89
51:1:1019:U:H3	51:1:1142:A:H62	1.17	0.89
14:N:3:ASN:N	14:N:5:TYR:HH	1.70	0.88
63:5:9:A:H2'	63:5:11:C:H41	1.38	0.88
58:B1:317:THR:HA	58:B1:323:PRO:HA	1.55	0.88
51:1:11:C:H2'	51:1:12:U:H5''	1.55	0.88
51:1:2097:A:H2'	51:1:2098:U:C6	2.08	0.88
51:1:1060:U:H4'	51:1:1061:U:H5''	1.55	0.87
2:B:8:THR:HB	51:1:2020:A:H5'	1.56	0.87
31:f:174:LYS:HG3	51:1:2529:G:H4'	1.56	0.87
61:NA:16:LYS:CB	61:NA:122:GLU:HA	2.04	0.87
51:1:1387:A:H5'	51:1:1469:A:H1'	1.58	0.86
51:1:2333:A:H5'	51:1:2334:U:H2'	1.57	0.85
40:p:52:ARG:HH21	51:1:2720:U:C5'	1.86	0.85
58:B1:68:TYR:HB3	58:B1:75:TYR:OH	1.76	0.85
58:B1:68:TYR:O	58:B1:75:TYR:HE2	1.58	0.85
51:1:1869:G:H3'	51:1:1870:C:H5'	1.57	0.85
58:B1:633:ALA:HB2	59:B2:808:ASN:H	1.41	0.84
51:1:2792:A:H2'	51:1:2793:C:H5''	1.59	0.84
17:Q:69:GLU:HG3	53:3:521:G:H4'	1.59	0.84

*Continued on next page...*

*Continued from previous page...*

Atom-1	Atom-2	Interatomic distance (Å)	Clash overlap (Å)
51:1:475:C:H4'	51:1:510:C:H5'	1.59	0.84
51:1:1175:A:H3'	51:1:1176:U:H5'	1.59	0.84
51:1:1666:G:C2'	51:1:1667:G:H5'	2.07	0.83
61:NA:16:LYS:CB	61:NA:122:GLU:CB	2.56	0.83
17:Q:42:LYS:HB3	53:3:1491:G:H5''	1.59	0.83
51:1:849:A:H2'	51:1:850:U:C6	2.14	0.83
51:1:2584:U:H2'	51:1:2585:U:H5'	1.58	0.82
58:B1:770:LEU:HD13	59:B2:618:GLN:HG3	1.61	0.82
51:1:757:G:H2'	51:1:758:C:H5'	1.61	0.82
58:B1:141:PHE:HE2	58:B1:296:LYS:HB2	1.44	0.82
51:1:1141:U:H4'	51:1:1142:A:O4'	1.80	0.81
33:i:119:ALA:HB2	51:1:1082:U:H5'	1.60	0.81
51:1:2360:G:H2'	51:1:2361:G:H5'	1.62	0.81
51:1:279:A:H61	51:1:361:G:H1'	1.46	0.81
58:B1:141:PHE:CE2	58:B1:296:LYS:HB2	2.15	0.81
51:1:2224:G:H4'	51:1:2226:C:C2	2.16	0.81
38:n:36:THR:HG22	51:1:1278:C:OP1	1.80	0.81
51:1:2799:A:H2'	51:1:2800:A:H5'	1.63	0.81
58:B1:111:THR:HG23	58:B1:300:GLN:OE1	1.81	0.81
3:C:40:PRO:HG3	51:1:2348:U:H4'	1.63	0.80
51:1:545:U:C2	51:1:546:U:H1'	2.16	0.80
51:1:1087:G:N2	51:1:1103:A:H1'	1.96	0.80
51:1:1197:G:O2'	51:1:1198:U:H5'	1.81	0.80
64:7:46:G:H2'	64:7:47:U:H5'	1.64	0.80
51:1:2112:G:H2'	51:1:2113:U:H5'	1.63	0.80
51:1:784:G:H5'	51:1:785:G:OP1	1.81	0.79
58:B1:144:TYR:HE1	58:B1:162:GLU:OE2	1.64	0.79
55:8:1:DC:H5''	58:B1:210:SER:OG	1.80	0.79
51:1:1071:G:O2'	51:1:1089:A:H2'	1.82	0.79
51:1:1775:U:H2'	51:1:1776:G:H5'	1.63	0.79
58:B1:37:GLU:O	58:B1:61:ILE:HD11	1.81	0.79
51:1:1064:C:H41	51:1:1069:A:H5''	1.47	0.79
58:B1:186:GLN:HG3	58:B1:238:ILE:HG13	1.65	0.79
7:G:18:GLN:HG3	7:G:189:ASN:HB3	1.65	0.79
51:1:2130:U:H2'	51:1:2131:U:H5''	1.65	0.78
51:1:1536:C:H4'	51:1:1537:G:C2	2.18	0.78
51:1:2286:G:H4'	51:1:2287:A:O4'	1.83	0.78
51:1:2792:A:C3'	51:1:2793:C:H5''	2.14	0.78
33:i:55:PRO:HG3	51:1:1060:U:OP2	1.83	0.78
35:k:6:THR:HG22	51:1:1666:G:O2'	1.83	0.78
51:1:1297:C:OP1	51:1:2710:C:H4'	1.83	0.78

*Continued on next page...*

*Continued from previous page...*

Atom-1	Atom-2	Interatomic distance (Å)	Clash overlap (Å)
28:c:114:LYS:HB2	51:1:2680:U:OP1	1.84	0.77
51:1:1275:A:N6	51:1:1296:G:H4'	2.00	0.77
51:1:1702:G:C2'	51:1:1703:G:H5''	2.13	0.77
55:8:13:DT:H72	58:B1:791:ALA:HB2	1.66	0.77
51:1:1310:G:C2'	51:1:1311:G:H5'	2.14	0.77
51:1:2156:G:C2'	51:1:2157:G:H5'	2.14	0.77
51:1:275:C:H2'	51:1:276:U:C4'	2.14	0.77
51:1:310:A:O2'	51:1:311:A:H2'	1.84	0.77
51:1:1736:U:H2'	51:1:1737:G:O4'	1.85	0.77
51:1:2215:C:H2'	51:1:2216:G:C8	2.18	0.77
51:1:368:A:H2'	51:1:369:U:H5'	1.66	0.77
51:1:548:G:H2'	51:1:549:G:O4'	1.84	0.77
55:8:15:DC:H1'	58:B1:426:ALA:HB1	1.67	0.77
51:1:1063:G:H1	51:1:1075:C:N4	1.83	0.76
51:1:1394:U:H4'	51:1:1603:A:H4'	1.66	0.76
51:1:2097:A:H2'	51:1:2098:U:H6	1.50	0.75
58:B1:110:PRO:HG2	58:B1:183:GLU:HG3	1.69	0.75
51:1:2792:A:C2'	51:1:2793:C:H5''	2.16	0.75
58:B1:68:TYR:C	58:B1:75:TYR:CE2	2.65	0.75
58:B1:202:ARG:HG2	58:B1:202:ARG:NH1	1.99	0.75
51:1:958:U:H2'	52:2:89:U:O2	1.87	0.75
51:1:1555:G:H5'	51:1:1555:G:H8	1.51	0.75
51:1:1083:U:H2'	51:1:1085:A:OP2	1.87	0.75
51:1:1020:A:H5'	51:1:1021:A:C8	2.22	0.74
51:1:275:C:H3'	51:1:276:U:H5''	1.66	0.74
51:1:1773:A:H2'	51:1:1774:C:H5'	1.68	0.74
51:1:543:G:H2'	51:1:544:C:H5''	1.68	0.74
51:1:2432:A:H1'	64:7:75:C:O4'	1.86	0.74
51:1:1425:G:H2'	51:1:1426:G:C8	2.23	0.74
51:1:1061:U:H3'	51:1:1062:G:C5'	2.18	0.74
53:3:456:A:H61	53:3:476:U:H3	1.36	0.74
58:B1:107:LEU:HD11	58:B1:242:LEU:HB2	1.70	0.73
51:1:545:U:H2'	51:1:546:U:O4'	1.88	0.73
51:1:2611:C:O2	51:1:2611:C:H2'	1.86	0.73
51:1:481:G:H1'	51:1:506:G:N2	2.04	0.73
55:8:3:DC:C2'	55:8:4:DT:H72	2.19	0.73
51:1:322:A:H5'	51:1:340:A:C1'	2.19	0.73
51:1:1310:G:H2'	51:1:1311:G:H5'	1.69	0.73
51:1:1433:A:H2'	51:1:1434:A:O4'	1.89	0.73
51:1:1942:C:H3'	51:1:1943:U:H2'	1.70	0.73
51:1:2834:G:H2'	51:1:2879:A:H61	1.54	0.73

*Continued on next page...*

*Continued from previous page...*

Atom-1	Atom-2	Interatomic distance (Å)	Clash overlap (Å)
37:m:14:LYS:NZ	51:1:956:G:N7	2.35	0.73
58:B1:210:SER:HB3	58:B1:213:LYS:HB2	1.71	0.73
51:1:404:A:H1'	51:1:406:G:C4	2.23	0.73
51:1:1670:C:H2'	51:1:1671:U:H5'	1.70	0.72
64:7:50:U:H2'	64:7:51:C:C4	2.24	0.72
58:B1:211:GLU:HG2	58:B1:215:LYS:HE3	1.70	0.72
61:NA:16:LYS:CB	61:NA:122:GLU:CA	2.67	0.72
31:f:15:ASP:HB3	31:f:26:LYS:H	1.54	0.72
58:B1:282:LEU:HA	58:B1:286:ALA:HA	1.70	0.72
51:1:864:G:O2'	51:1:865:C:H5'	1.89	0.72
51:1:2036:C:H2'	51:1:2037:A:C8	2.23	0.72
51:1:1795:C:H2'	51:1:1796:U:O4'	1.90	0.72
51:1:2713:U:C3'	51:1:2714:G:C5'	2.67	0.72
58:B1:142:GLU:HG3	58:B1:142:GLU:O	1.89	0.72
58:B1:157:GLN:OE1	58:B1:157:GLN:HA	1.88	0.72
51:1:2671:G:H2'	51:1:2672:U:C6	2.25	0.72
17:Q:33:CYS:HA	17:Q:54:VAL:HG12	1.70	0.71
51:1:1872:A:H2'	51:1:1873:G:O4'	1.89	0.71
58:B1:1143:ASP:OD1	58:B1:1148:ARG:NH1	2.21	0.71
51:1:1858:A:H1'	51:1:1885:A:C2	2.26	0.71
53:3:452:A:H61	53:3:480:U:H3	1.37	0.71
55:8:3:DC:H2'	55:8:4:DT:H72	1.69	0.71
51:1:890:C:C2'	51:1:891:G:H5'	2.21	0.71
36:l:59:ARG:HD2	51:1:250:G:H4'	1.71	0.71
58:B1:105:ILE:HD12	58:B1:242:LEU:HD22	1.71	0.71
51:1:1441:G:H2'	51:1:1442:U:C6	2.25	0.71
51:1:633:A:H2'	51:1:634:C:H5'	1.72	0.71
51:1:394:C:H2'	51:1:395:U:O4'	1.90	0.71
58:B1:352:ARG:HD2	59:B2:1268:GLN:HE22	1.55	0.71
51:1:1102:C:H2'	51:1:1103:A:C8	2.22	0.70
53:3:663:A:H61	53:3:742:G:H1	1.39	0.70
51:1:1386:C:H2'	51:1:1387:A:H8	1.56	0.70
51:1:2151:U:H2'	51:1:2152:G:H8	1.56	0.70
51:1:2297:A:N1	51:1:2321:U:H5	1.89	0.70
58:B1:220:ARG:HG2	58:B1:220:ARG:HH11	1.54	0.70
51:1:612:G:H2'	51:1:614:A:C8	2.26	0.70
51:1:1983:G:O2'	51:1:1984:G:H5'	1.92	0.70
51:1:2267:A:H5''	51:1:2268:A:H5''	1.74	0.70
51:1:723:C:H2'	51:1:724:U:C6	2.27	0.70
51:1:1292:G:H2'	51:1:1293:C:C6	2.27	0.70
59:B2:65:ASN:HB3	59:B2:105:TYR:HB2	1.73	0.70

*Continued on next page...*

*Continued from previous page...*

Atom-1	Atom-2	Interatomic distance (Å)	Clash overlap (Å)
65:h:6:5OH:N	65:h:6:5OH:HS	2.07	0.70
42:r:79:ARG:NH1	51:1:572:A:OP2	2.25	0.70
51:1:1019:U:H3	51:1:1142:A:N6	1.89	0.70
51:1:1670:C:C2'	51:1:1671:U:H5'	2.21	0.70
51:1:368:A:C2'	51:1:369:U:H5'	2.20	0.70
51:1:2151:U:H2'	51:1:2152:G:C8	2.27	0.70
58:B1:128:LEU:HD11	58:B1:189:LEU:HG	1.73	0.70
27:b:47:ARG:NH2	51:1:774:G:H5''	2.07	0.70
51:1:319:G:H1	51:1:323:C:H5	1.41	0.69
34:j:7:LYS:HG2	51:1:538:A:H4'	1.73	0.69
51:1:2114:A:H2	51:1:2167:U:H1'	1.58	0.69
51:1:419:U:H2'	51:1:420:C:C6	2.27	0.69
51:1:644:A:H2'	51:1:645:C:C5'	2.22	0.69
51:1:1337:G:H2'	51:1:1338:G:H8	1.58	0.69
51:1:322:A:H5'	51:1:340:A:H1'	1.73	0.69
51:1:1555:G:H5'	51:1:1555:G:C8	2.27	0.69
51:1:1889:A:H2'	51:1:1890:A:H8	1.58	0.69
65:h:4:SER:O	65:h:5:UAL:N1	2.26	0.69
51:1:282:A:H2'	51:1:283:G:H8	1.57	0.69
51:1:940:G:H2'	51:1:941:A:H5''	1.73	0.69
8:H:117:ASP:HA	8:H:120:THR:HG22	1.75	0.69
51:1:2092:U:H4'	51:1:2093:G:H5''	1.75	0.69
51:1:2626:C:O2'	51:1:2627:G:H5'	1.91	0.69
58:B1:93:THR:HB	58:B1:97:VAL:HG21	1.73	0.69
36:l:30:THR:HG22	51:1:810:U:O4	1.93	0.68
51:1:392:U:H2'	51:1:393:C:H6	1.58	0.68
52:2:65:U:H3'	52:2:108:A:H61	1.58	0.68
57:A2:294:ASN:HA	61:NA:464:ILE:H	1.57	0.68
50:z:38:GLU:OE2	51:1:928:A:H5'	1.94	0.68
51:1:849:A:H2'	51:1:850:U:H6	1.58	0.68
57:A1:297:LYS:CB	61:NA:79:ALA:HB1	2.22	0.68
51:1:894:U:H2'	51:1:895:U:O4'	1.93	0.68
51:1:1137:G:O2'	51:1:1138:G:H5'	1.92	0.68
51:1:2869:G:H2'	51:1:2870:C:C6	2.28	0.68
58:B1:832:LYS:C	58:B1:1242:ARG:HH12	2.01	0.68
51:1:1999:C:H5''	51:1:2723:C:O2'	1.94	0.68
51:1:2510:C:N4	51:1:2511:U:O4	2.27	0.68
51:1:402:A:H2'	51:1:403:U:H5'	1.74	0.68
51:1:528:A:C8	51:1:528:A:H3'	2.27	0.68
55:8:3:DC:C6	55:8:4:DT:H72	2.29	0.68
51:1:1702:G:C3'	51:1:1703:G:H5''	2.24	0.68

*Continued on next page...*

*Continued from previous page...*

Atom-1	Atom-2	Interatomic distance (Å)	Clash overlap (Å)
51:1:2403:C:O2'	51:1:2404:U:H5'	1.92	0.68
58:B1:39:LYS:O	58:B1:273:ILE:CG2	2.41	0.68
51:1:419:U:H2'	51:1:420:C:H6	1.58	0.68
51:1:905:A:C2'	51:1:906:U:H5'	2.23	0.68
51:1:1063:G:H1	51:1:1075:C:H41	1.42	0.68
51:1:2758:A:H2'	51:1:2759:G:H5'	1.75	0.68
51:1:1061:U:H3'	51:1:1062:G:H5'	1.76	0.68
51:1:2747:G:O6	51:1:2755:C:H5''	1.93	0.68
48:x:16:ASN:ND2	48:x:26:ARG:HB3	2.09	0.67
58:B1:141:PHE:CD2	58:B1:293:ARG:O	2.47	0.67
51:1:1078:U:H2'	51:1:1088:A:OP1	1.94	0.67
51:1:1082:U:H3'	51:1:1083:U:C5'	2.22	0.67
9:I:73:ASN:HA	9:I:76:LYS:HB2	1.77	0.67
51:1:1432:G:O2'	51:1:1433:A:H5'	1.94	0.67
51:1:1438:U:O2'	51:1:1439:A:H5'	1.94	0.67
45:u:25:LYS:HD3	45:u:36:GLU:HB3	1.75	0.67
51:1:1270:C:H5''	51:1:1271:G:H5'	1.77	0.67
51:1:1889:A:H2'	51:1:1890:A:C8	2.29	0.67
51:1:466:A:H2'	51:1:467:G:H5'	1.76	0.67
51:1:2898:U:H2'	51:1:2899:A:C8	2.29	0.67
51:1:1484:U:H2'	51:1:1485:U:C6	2.30	0.67
51:1:1717:A:H2'	51:1:1718:G:H5'	1.77	0.67
53:3:437:U:H3	53:3:495:A:H62	1.42	0.67
58:B1:243:PRO:HG2	59:B2:1332:SER:O	1.93	0.67
63:5:47:U:H4'	63:5:48:C:H5'	1.75	0.67
36:l:39:LYS:NZ	51:1:942:G:OP2	2.28	0.67
51:1:2157:G:H2'	51:1:2158:A:H2	1.59	0.67
51:1:2278:A:C3'	51:1:2279:G:H5''	2.25	0.67
58:B1:1355:ARG:NH1	58:B1:1369:ARG:HH12	1.92	0.67
51:1:703:U:C2'	51:1:704:G:H5'	2.25	0.67
51:1:2595:G:N2	51:1:2598:A:OP2	2.23	0.67
51:1:246:C:H2'	51:1:247:G:H5'	1.76	0.67
51:1:673:C:H2'	51:1:674:G:H5'	1.77	0.67
51:1:905:A:H2'	51:1:906:U:H5'	1.77	0.67
51:1:1020:A:H1'	51:1:1021:A:OP2	1.95	0.67
51:1:2233:U:H2'	51:1:2234:G:H8	1.59	0.67
17:Q:109:ARG:HH21	17:Q:112:ALA:HB3	1.60	0.66
51:1:226:A:H2'	51:1:227:A:O4'	1.93	0.66
51:1:2221:G:O2'	51:1:2222:C:H5'	1.95	0.66
51:1:2555:U:H2'	51:1:2556:C:H5'	1.78	0.66
58:B1:117:LEU:HD12	58:B1:117:LEU:O	1.94	0.66

*Continued on next page...*

*Continued from previous page...*

Atom-1	Atom-2	Interatomic distance (Å)	Clash overlap (Å)
58:B1:1037:PHE:HB3	58:B1:1040:MET:HB2	1.77	0.66
51:1:1733:G:O2'	51:1:1734:G:H5'	1.95	0.66
51:1:2233:U:H2'	51:1:2234:G:C8	2.30	0.66
51:1:112:U:H2'	51:1:113:U:H5'	1.76	0.66
51:1:707:G:O2'	51:1:708:G:H5'	1.94	0.66
58:B1:161:THR:HG22	58:B1:164:GLN:HB2	1.75	0.66
17:Q:40:THR:OG1	65:h:6:5OH:HR	1.96	0.66
51:1:414:C:H2'	51:1:415:A:C8	2.31	0.66
51:1:528:A:H3'	51:1:528:A:H8	1.59	0.66
59:B2:902:LEU:HG	59:B2:906:PHE:HB3	1.77	0.66
4:D:37:LYS:HD3	4:D:39:ARG:HD3	1.77	0.66
51:1:1176:U:H2'	51:1:1177:G:C8	2.29	0.66
51:1:2278:A:H3'	51:1:2279:G:H5''	1.78	0.66
51:1:2516:A:O2'	51:1:2517:C:H5'	1.95	0.66
51:1:2733:A:O2'	51:1:2734:A:H5'	1.96	0.66
58:B1:108:ALA:CB	58:B1:279:LEU:HD22	2.25	0.66
51:1:1098:A:H2'	51:1:1099:G:H5'	1.77	0.66
55:8:23:DC:H2''	55:8:24:DC:C5	2.30	0.66
28:c:4:LEU:HD23	28:c:29:VAL:HG11	1.77	0.66
55:8:13:DT:OP2	58:B1:791:ALA:HB1	1.95	0.66
33:i:27:LEU:HD22	33:i:32:VAL:HG21	1.78	0.66
51:1:1064:C:N4	51:1:1069:A:H5''	2.10	0.66
51:1:1270:C:H5''	51:1:1271:G:C5'	2.25	0.66
51:1:2625:G:H2'	51:1:2626:C:C6	2.30	0.66
51:1:2844:G:H2'	51:1:2845:U:C6	2.31	0.66
38:n:63:ARG:NE	51:1:1454:C:H5'	2.10	0.66
51:1:65:U:H2'	51:1:66:C:H6	1.59	0.66
51:1:644:A:C2'	51:1:645:C:H5''	2.22	0.66
51:1:1746:A:H2'	51:1:1747:U:C6	2.31	0.66
51:1:2013:A:H5''	51:1:2013:A:H8	1.59	0.66
58:B1:984:LEU:HB3	58:B1:993:GLU:HB2	1.77	0.66
51:1:521:U:H2'	51:1:522:A:C8	2.30	0.66
51:1:870:U:C2'	51:1:871:U:H5'	2.26	0.66
17:Q:47:ALA:HB3	17:Q:49:ARG:HE	1.60	0.65
51:1:1666:G:H2'	51:1:1667:G:C5'	2.24	0.65
51:1:1788:C:O2'	51:1:1789:A:H5'	1.96	0.65
43:s:6:LYS:HB2	51:1:494:G:H4'	1.78	0.65
51:1:635:C:H2'	51:1:636:G:C8	2.31	0.65
51:1:2052:A:O2'	51:1:2053:G:H5'	1.96	0.65
51:1:2193:G:H2'	51:1:2194:U:C6	2.32	0.65
51:1:359:G:O2'	51:1:360:U:H5'	1.97	0.65

*Continued on next page...*

*Continued from previous page...*

Atom-1	Atom-2	Interatomic distance (Å)	Clash overlap (Å)
58:B1:461:PHE:HD2	59:B2:813:GLU:HB2	1.61	0.65
51:1:1572:A:O2'	51:1:1573:G:H5'	1.97	0.65
51:1:1796:U:H2'	51:1:1797:G:H8	1.61	0.65
51:1:2170:A:H2'	51:1:2171:A:O4'	1.97	0.65
51:1:2760:C:O2'	51:1:2761:A:H5'	1.96	0.65
7:G:67:LEU:HD12	7:G:153:MET:HE1	1.77	0.65
51:1:536:G:H2'	51:1:537:G:H5'	1.79	0.65
58:B1:141:PHE:HD2	58:B1:293:ARG:O	1.80	0.65
58:B1:975:ILE:HG22	58:B1:977:SER:H	1.62	0.65
51:1:488:G:N2	51:1:491:G:H5''	2.11	0.65
51:1:613:A:H5''	51:1:614:A:C8	2.32	0.65
51:1:1098:A:C2'	51:1:1099:G:H5'	2.27	0.65
58:B1:68:TYR:HB3	58:B1:75:TYR:CE2	2.32	0.65
16:P:19:VAL:HG22	16:P:82:GLU:HB2	1.79	0.65
28:c:149:ASN:HB3	51:1:2572:A:OP2	1.97	0.65
51:1:543:G:H2'	51:1:544:C:C5'	2.26	0.65
19:S:38:GLU:HA	19:S:41:TRP:HB3	1.79	0.65
27:b:227:VAL:HG11	51:1:784:G:C2	2.31	0.65
51:1:1857:G:H22	51:1:1884:G:H2'	1.62	0.65
51:1:2290:G:H2'	51:1:2291:U:C6	2.31	0.65
58:B1:108:ALA:HB3	58:B1:279:LEU:HD22	1.77	0.65
31:f:154:GLU:HG3	31:f:156:TYR:H	1.61	0.65
51:1:1853:A:H2'	51:1:1854:A:C8	2.32	0.65
51:1:2834:G:O2'	51:1:2835:A:H5'	1.97	0.65
53:3:85:U:H5''	53:3:86:G:H5'	1.78	0.64
55:8:3:DC:C2'	55:8:4:DT:C7	2.75	0.64
4:D:24:THR:HG23	4:D:27:GLY:H	1.61	0.64
58:B1:193:ASP:HB3	58:B1:196:GLN:HB2	1.78	0.64
51:1:2792:A:H3'	51:1:2793:C:H5''	1.80	0.64
27:b:106:PRO:HD2	27:b:109:LEU:HD22	1.79	0.64
58:B1:111:THR:CG2	58:B1:300:GLN:CD	2.67	0.64
58:B1:918:ILE:HG22	59:B2:1280:ALA:HB1	1.79	0.64
11:K:38:ARG:HE	11:K:97:THR:HA	1.62	0.64
51:1:256:A:O2'	51:1:257:C:H5'	1.98	0.64
51:1:306:U:H2'	51:1:307:G:O4'	1.98	0.64
59:B2:1282:GLY:HA3	60:W0:17:PHE:HE1	1.63	0.64
51:1:1766:G:O2'	51:1:1767:G:H5'	1.98	0.64
58:B1:978:ARG:HG2	58:B1:1197:ASN:HD21	1.61	0.64
59:B2:314:ASN:HD21	59:B2:348:SER:HA	1.62	0.64
51:1:622:G:O2'	51:1:623:C:H5'	1.98	0.64
51:1:870:U:H2'	51:1:871:U:H5'	1.79	0.64

*Continued on next page...*

*Continued from previous page...*

Atom-1	Atom-2	Interatomic distance (Å)	Clash overlap (Å)
51:1:65:U:H2'	51:1:66:C:C6	2.33	0.64
51:1:201:C:O2'	51:1:202:U:H5'	1.97	0.64
51:1:703:U:H2'	51:1:704:G:H5'	1.78	0.64
51:1:2073:C:O2'	51:1:2074:U:H5'	1.98	0.64
58:B1:285:LEU:HD13	58:B1:285:LEU:H	1.62	0.64
12:L:59:GLU:HA	12:L:62:GLU:HB3	1.80	0.64
51:1:2112:G:C2'	51:1:2113:U:H5'	2.27	0.64
51:1:2404:U:O2'	51:1:2405:G:H5'	1.97	0.64
51:1:2811:G:O2'	51:1:2812:G:H5'	1.97	0.64
26:Z:32:ARG:HG2	26:Z:33:ARG:HG3	1.80	0.64
51:1:905:A:O2'	51:1:906:U:H5'	1.97	0.64
51:1:940:G:C3'	51:1:941:A:H5'	2.28	0.63
51:1:2114:A:N7	51:1:2115:G:H1'	2.12	0.63
51:1:2799:A:C2'	51:1:2800:A:H5'	2.27	0.63
51:1:317:G:H2'	51:1:318:C:H6	1.64	0.63
58:B1:245:LEU:HG	58:B1:246:PRO:HD2	1.80	0.63
26:Z:65:ARG:NH2	53:3:1087:G:N3	2.47	0.63
51:1:161:A:N7	51:1:162:U:H5	1.96	0.63
51:1:2469:A:H2'	51:1:2470:G:O4'	1.98	0.63
51:1:1161:C:H2'	51:1:1162:G:H8	1.61	0.63
51:1:1280:G:O2'	51:1:1281:G:H5'	1.99	0.63
51:1:1921:G:O2'	51:1:1922:G:H5'	1.98	0.63
51:1:1164:C:O2'	51:1:1165:A:H5'	1.99	0.63
51:1:2898:U:H2'	51:1:2899:A:H8	1.64	0.63
51:1:1181:U:H2'	51:1:1182:G:C8	2.33	0.63
51:1:1909:C:H2'	51:1:1910:G:H8	1.64	0.63
51:1:2636:C:H2'	51:1:2637:U:H6	1.64	0.63
51:1:815:C:C2	51:1:1193:G:N2	2.66	0.63
51:1:872:U:O2'	51:1:873:C:H5'	1.99	0.63
51:1:2314:A:H2'	51:1:2315:G:C8	2.33	0.63
16:P:87:GLY:H	16:P:113:THR:HG22	1.62	0.63
34:j:45:THR:HB	34:j:48:VAL:HG22	1.81	0.63
53:3:373:A:H61	53:3:391:G:H1'	1.64	0.63
9:I:152:SER:H	9:I:155:LYS:HD3	1.63	0.62
58:B1:162:GLU:HA	58:B1:162:GLU:OE1	1.97	0.62
7:G:173:LYS:O	7:G:177:ASN:ND2	2.32	0.62
51:1:212:G:O2'	51:1:213:A:H5'	1.99	0.62
55:8:3:DC:H2'	55:8:4:DT:C7	2.30	0.62
51:1:445:C:H2'	51:1:446:G:O4'	1.98	0.62
51:1:723:C:H2'	51:1:724:U:H6	1.64	0.62
51:1:1038:G:H2'	51:1:1039:A:C8	2.32	0.62

*Continued on next page...*

*Continued from previous page...*

Atom-1	Atom-2	Interatomic distance (Å)	Clash overlap (Å)
51:1:1524:G:H2'	51:1:1525:A:H8	1.63	0.62
58:B1:144:TYR:CE1	58:B1:162:GLU:OE2	2.51	0.62
58:B1:1357:ILE:HD11	59:B2:1287:LEU:HD13	1.81	0.62
64:7:46:G:C2'	64:7:47:U:H5'	2.29	0.62
44:t:53:VAL:HG12	44:t:92:ASN:HD22	1.65	0.62
51:1:554:U:H2'	51:1:555:G:O4'	1.99	0.62
51:1:889:C:H2'	51:1:890:C:O4'	1.99	0.62
1:A:1:MET:HG2	52:2:43:C:H5''	1.82	0.62
51:1:1149:G:H2'	51:1:1150:C:C6	2.34	0.62
51:1:2637:U:H2'	51:1:2638:G:H5'	1.82	0.62
16:P:58:THR:HG22	16:P:60:PHE:H	1.65	0.62
51:1:37:C:O2'	51:1:38:A:H5'	1.99	0.62
51:1:1935:G:H1'	51:1:1964:G:N2	2.15	0.62
51:1:2092:U:H5	51:1:2199:A:H2	1.48	0.62
58:B1:100:GLU:HA	59:B2:1328:LYS:HE2	1.82	0.62
58:B1:111:THR:CG2	58:B1:300:GLN:NE2	2.63	0.62
16:P:45:THR:HG23	16:P:48:GLY:H	1.65	0.62
51:1:236:C:H2'	51:1:237:C:H6	1.64	0.62
51:1:2298:A:H2'	51:1:2299:U:O4'	1.99	0.62
51:1:2734:A:H2'	51:1:2735:G:H5'	1.82	0.62
58:B1:201:LEU:HB2	58:B1:221:ILE:HD13	1.80	0.62
31:f:174:LYS:HG3	51:1:2529:G:C4'	2.29	0.62
51:1:161:A:H3'	51:1:162:U:H5''	1.81	0.62
51:1:2097:A:H2'	51:1:2098:U:O4'	2.00	0.62
57:A1:211:ILE:HG12	57:A1:219:ARG:HH12	1.65	0.62
58:B1:68:TYR:HB3	58:B1:75:TYR:CZ	2.35	0.62
51:1:1086:A:H5'	51:1:1103:A:H2	1.64	0.62
51:1:1448:G:H2'	51:1:1449:G:H8	1.64	0.62
51:1:1503:A:H3'	51:1:1504:A:H5''	1.81	0.62
59:B2:528:ARG:NH2	59:B2:576:SER:O	2.30	0.62
28:c:181:ASP:HB3	28:c:186:LEU:HB2	1.82	0.61
51:1:1680:U:H2'	51:1:1681:G:O4'	2.00	0.61
51:1:2345:G:N3	51:1:2381:A:H2'	2.15	0.61
58:B1:1355:ARG:NH1	58:B1:1369:ARG:NH1	2.47	0.61
7:G:15:PHE:HB2	7:G:39:ILE:HG23	1.82	0.61
51:1:322:A:H5'	51:1:340:A:O4'	2.00	0.61
51:1:941:A:H2'	51:1:942:G:O4'	2.00	0.61
28:c:114:LYS:HZ1	51:1:2723:C:P	2.23	0.61
33:i:135:MET:HE2	51:1:1062:G:H21	1.65	0.61
51:1:940:G:C2'	51:1:941:A:H5''	2.30	0.61
51:1:2404:U:H2'	51:1:2405:G:O4'	2.01	0.61

*Continued on next page...*

*Continued from previous page...*

Atom-1	Atom-2	Interatomic distance (Å)	Clash overlap (Å)
59:B2:120:GLN:NE2	59:B2:490:GLN:OE1	2.32	0.61
51:1:1775:U:C2'	51:1:1776:G:H5'	2.30	0.61
55:8:13:DT:C7	58:B1:791:ALA:HB2	2.29	0.61
58:B1:223:LEU:HG	58:B1:223:LEU:O	2.00	0.61
34:j:132:HIS:CD2	51:1:7:G:H5'	2.35	0.61
45:u:87:GLU:HG2	45:u:92:VAL:HG21	1.82	0.61
51:1:590:A:O2'	51:1:591:U:H5'	2.00	0.61
58:B1:395:LYS:NZ	58:B1:399:LYS:HD3	2.15	0.61
22:V:30:HIS:HD2	22:V:33:TYR:H	1.48	0.61
51:1:1954:G:H1'	51:1:1956:U:O4	2.01	0.61
58:B1:633:ALA:HA	59:B2:806:PRO:O	2.01	0.61
30:e:9:ASP:OD1	30:e:9:ASP:N	2.34	0.61
58:B1:342:LEU:HD23	58:B1:1352:ILE:HG23	1.83	0.61
59:B2:55:SER:OG	59:B2:465:ARG:NH1	2.33	0.61
7:G:86:CYS:SG	7:G:87:ASP:N	2.74	0.61
51:1:1948:G:H21	53:3:1418:A:H2	1.49	0.61
58:B1:128:LEU:HA	58:B1:192:MET:HE1	1.81	0.61
4:D:3:ARG:O	4:D:6:GLN:NE2	2.33	0.61
34:j:39:LYS:HE3	51:1:1009:A:OP1	2.01	0.61
51:1:172:A:H2'	51:1:173:A:H8	1.66	0.61
51:1:547:A:H3'	51:1:547:A:N3	2.16	0.61
32:g:50:ARG:HH22	32:g:51:ARG:HH21	1.48	0.61
51:1:2812:G:H2'	51:1:2813:A:C8	2.36	0.61
55:8:1:DC:H2''	55:8:2:DC:C5	2.35	0.61
58:B1:154:LEU:HD21	58:B1:160:LEU:HD21	1.83	0.61
51:1:11:C:C2'	51:1:12:U:H5''	2.29	0.60
51:1:414:C:H2'	51:1:415:A:H8	1.63	0.60
51:1:558:U:H6	51:1:558:U:O5'	1.84	0.60
51:1:1110:G:HO2'	51:1:1111:A:H8	1.49	0.60
63:5:39:U:H2'	63:5:40:C:C6	2.36	0.60
37:m:17:ASN:O	37:m:38:ARG:NH1	2.34	0.60
39:o:4:LYS:HD3	39:o:7:ARG:HH21	1.65	0.60
51:1:1287:A:C5	51:1:1288:G:C6	2.89	0.60
51:1:1775:U:H2'	51:1:1776:G:C5'	2.29	0.60
51:1:2188:U:H2'	51:1:2189:U:O4'	2.01	0.60
53:3:1351:U:H3	53:3:1371:G:H1	1.49	0.60
51:1:1040:A:H2	51:1:1115:G:H22	1.48	0.60
51:1:1717:A:C2'	51:1:1718:G:H5'	2.31	0.60
51:1:2386:A:O2'	51:1:2387:U:H5'	2.01	0.60
51:1:435:C:H2'	51:1:436:C:H5'	1.82	0.60
51:1:2852:G:O2'	51:1:2853:C:H5'	2.01	0.60

*Continued on next page...*

*Continued from previous page...*

Atom-1	Atom-2	Interatomic distance (Å)	Clash overlap (Å)
58:B1:1161:GLY:HA3	58:B1:1179:PRO:HA	1.82	0.60
27:b:153:LEU:HD23	51:1:1799:G:C2	2.37	0.60
29:d:149:ILE:HG23	29:d:188:MET:HB3	1.83	0.60
51:1:198:C:H42	51:1:248:G:H1	1.49	0.60
21:U:70:ARG:HH22	53:3:451:A:H5'	1.66	0.60
51:1:2093:G:O2'	51:1:2094:A:H5'	2.01	0.60
51:1:2137:U:H2'	51:1:2138:G:H8	1.67	0.60
51:1:851:C:H2'	51:1:852:U:C6	2.36	0.60
51:1:1071:G:H1'	51:1:1089:A:C8	2.37	0.60
51:1:1198:U:H2'	51:1:1199:U:C6	2.37	0.60
51:1:1508:A:H2'	51:1:1509:A:O4'	2.01	0.60
51:1:2187:U:O2'	51:1:2188:U:H5'	2.02	0.60
53:3:1032:G:H21	53:3:1033:G:H4'	1.65	0.60
53:3:1133:G:H1	53:3:1141:C:H42	1.48	0.60
47:w:38:GLY:HA2	51:1:2330:G:H21	1.66	0.60
58:B1:951:GLN:NE2	58:B1:1014:GLY:O	2.35	0.60
18:R:102:LYS:HG2	18:R:103:THR:HG23	1.83	0.60
34:j:3:THR:N	51:1:995:C:N3	2.48	0.60
37:m:86:LYS:NZ	51:1:955:U:OP1	2.33	0.60
51:1:854:C:O2'	51:1:855:G:H5'	2.02	0.60
51:1:893:C:H2'	51:1:894:U:C6	2.36	0.60
51:1:1183:U:H2'	51:1:1184:U:C6	2.37	0.60
51:1:1670:C:H2'	51:1:1671:U:C5'	2.31	0.60
51:1:2804:U:H2'	51:1:2805:C:C6	2.36	0.60
59:B2:918:LEU:O	59:B2:918:LEU:HD23	2.02	0.60
51:1:841:G:O2'	51:1:842:U:H5'	2.02	0.60
51:1:1171:G:H2'	51:1:1172:C:O4'	2.02	0.60
51:1:1857:G:N2	51:1:1884:G:H2'	2.17	0.60
51:1:2327:A:H2'	51:1:2328:A:C8	2.35	0.60
51:1:2717:C:C4	51:1:2718:G:N7	2.70	0.60
51:1:2749:A:OP2	51:1:2751:G:H5''	2.02	0.60
55:8:11:DC:H2'	55:8:12:DG:C8	2.37	0.60
45:u:40:LEU:HD12	45:u:59:GLU:HG2	1.84	0.59
51:1:1553:A:HO2'	51:1:1554:U:H5	1.50	0.59
57:A1:112:ALA:HB3	57:A1:126:PRO:HA	1.83	0.59
58:B1:99:ARG:NH1	58:B1:99:ARG:HG3	2.17	0.59
58:B1:201:LEU:HD11	58:B1:220:ARG:HH11	1.67	0.59
51:1:1437:C:H2'	51:1:1438:U:C6	2.36	0.59
51:1:1538:G:H2'	51:1:1539:U:C6	2.37	0.59
29:d:68:ALA:HA	51:1:1255:U:C5	2.37	0.59
51:1:215:G:H4'	51:1:216:A:H4'	1.84	0.59

*Continued on next page...*

*Continued from previous page...*

Atom-1	Atom-2	Interatomic distance (Å)	Clash overlap (Å)
57:A1:38:THR:HB	57:A2:45:ARG:HD3	1.82	0.59
58:B1:412:LEU:HD22	58:B1:441:LEU:HD21	1.84	0.59
58:B1:770:LEU:HD13	59:B2:618:GLN:CG	2.30	0.59
9:I:69:ARG:NH1	53:3:401:C:OP2	2.36	0.59
51:1:2165:C:H2'	51:1:2166:U:C6	2.38	0.59
51:1:2643:G:H2'	51:1:2644:G:H5'	1.84	0.59
53:3:1040:U:H2'	53:3:1041:G:H8	1.67	0.59
14:N:40:ARG:NH2	14:N:41:GLU:OE2	2.34	0.59
29:d:77:ILE:HG23	51:1:1256:G:H21	1.68	0.59
30:e:51:ASN:OD1	30:e:149:ARG:NH1	2.34	0.59
51:1:283:G:H2'	51:1:284:U:H5'	1.83	0.59
59:B2:69:GLN:HE21	59:B2:101:ARG:HD2	1.67	0.59
59:B2:1072:ASN:ND2	59:B2:1111:GLN:OE1	2.35	0.59
51:1:1725:U:H2'	51:1:1726:C:C6	2.38	0.59
58:B1:926:PRO:HG2	58:B1:1248:ILE:HD11	1.84	0.59
6:F:14:CYS:SG	6:F:33:HIS:ND1	2.75	0.59
17:Q:40:THR:CG2	65:h:6:5OH:OS	2.48	0.59
29:d:77:ILE:CG2	51:1:1256:G:H21	2.14	0.59
47:w:40:LYS:HE3	51:1:2330:G:O2'	2.03	0.59
51:1:1026:G:H2'	51:1:1027:A:H8	1.67	0.59
51:1:2743:U:H3'	51:1:2744:G:H5''	1.84	0.59
51:1:2812:G:H2'	51:1:2813:A:H8	1.68	0.59
24:X:30:LEU:HB2	24:X:48:ILE:HG22	1.84	0.59
51:1:1042:G:H2'	51:1:1043:C:C6	2.37	0.59
51:1:2360:G:C2'	51:1:2361:G:H5'	2.31	0.59
53:3:422:C:O2'	53:3:423:G:N2	2.36	0.59
55:8:7:DC:H2''	55:8:8:DT:H71	1.84	0.59
22:V:11:VAL:HA	22:V:22:VAL:HA	1.83	0.59
42:r:4:VAL:HG22	42:r:40:MET:HG2	1.85	0.59
51:1:794:A:H2'	51:1:795:C:O4'	2.02	0.59
51:1:1337:G:H2'	51:1:1338:G:C8	2.38	0.59
51:1:2183:A:H2'	51:1:2184:A:C4	2.38	0.59
53:3:1490:U:H2'	53:3:1491:G:C8	2.37	0.59
14:N:17:ARG:HB2	14:N:65:THR:HG23	1.83	0.59
27:b:141:HIS:ND1	27:b:192:GLY:O	2.35	0.59
51:1:1469:A:H2'	51:1:1470:A:C8	2.38	0.59
51:1:246:C:C2'	51:1:247:G:H5'	2.33	0.58
51:1:528:A:C8	51:1:528:A:C3'	2.86	0.58
51:1:1463:C:H2'	51:1:1464:G:H8	1.68	0.58
51:1:1511:G:H2'	51:1:1512:C:C6	2.38	0.58
51:1:1524:G:H2'	51:1:1525:A:C8	2.38	0.58

*Continued on next page...*

*Continued from previous page...*

Atom-1	Atom-2	Interatomic distance (Å)	Clash overlap (Å)
51:1:2533:U:H2'	51:1:2534:A:H5'	1.85	0.58
55:8:9:DG:H4'	58:B1:120:LEU:HG	1.84	0.58
33:i:25:PRO:HG2	51:1:1068:G:H21	1.68	0.58
53:3:148:G:H1'	53:3:1447:A:H1'	1.84	0.58
58:B1:438:GLU:HG3	58:B1:485:MET:HE1	1.85	0.58
25:Y:73:ARG:NH2	53:3:261:U:OP2	2.36	0.58
51:1:49:A:H5''	51:1:51:G:O4'	2.02	0.58
51:1:1098:A:H2'	51:1:1099:G:C5'	2.33	0.58
58:B1:725:MET:SD	59:B2:1101:LEU:HD23	2.42	0.58
59:B2:1142:ARG:NH1	59:B2:1161:LEU:O	2.36	0.58
23:W:49:LYS:HA	23:W:52:ARG:HH21	1.68	0.58
37:m:66:ARG:NH1	37:m:104:GLU:OE2	2.36	0.58
51:1:1077:A:C8	51:1:1078:U:H1'	2.37	0.58
51:1:1561:C:H2'	51:1:1562:U:C6	2.38	0.58
51:1:1773:A:C2'	51:1:1774:C:H5'	2.31	0.58
51:1:2789:C:H2'	51:1:2893:A:N7	2.18	0.58
58:B1:241:VAL:O	58:B1:241:VAL:HG12	2.04	0.58
9:I:201:GLU:O	53:3:8:A:N6	2.36	0.58
14:N:79:ARG:HH21	14:N:102:PHE:HA	1.67	0.58
51:1:2834:G:H2'	51:1:2879:A:N6	2.17	0.58
53:3:409:U:H3	53:3:433:G:H1	1.51	0.58
27:b:34:GLU:HG3	27:b:63:ILE:HD11	1.84	0.58
51:1:1845:G:O2'	51:1:1846:G:H5'	2.03	0.58
58:B1:97:VAL:HG11	58:B1:101:ARG:NH2	2.18	0.58
51:1:640:C:O2'	51:1:641:U:H5'	2.04	0.58
51:1:1893:C:H2'	51:1:1894:C:H5'	1.86	0.58
51:1:2153:C:H2'	51:1:2154:A:H5'	1.85	0.58
53:3:1125:U:H2'	53:3:1126:U:H2'	1.86	0.58
58:B1:514:THR:HG21	58:B1:596:LEU:HD12	1.84	0.58
58:B1:638:SER:OG	58:B1:639:VAL:N	2.36	0.58
27:b:157:ALA:O	51:1:1820:U:C2	2.56	0.58
51:1:621:A:H2'	51:1:622:G:H5'	1.86	0.58
51:1:1579:A:H2'	51:1:1580:A:C8	2.38	0.58
57:A2:82:LEU:HD11	57:A2:171:LEU:HD23	1.86	0.58
28:c:129:THR:OG1	28:c:140:HIS:O	2.22	0.58
33:i:22:PRO:HA	51:1:1067:A:O2'	2.04	0.58
51:1:673:C:C2'	51:1:674:G:H5'	2.34	0.58
51:1:834:G:H2'	51:1:835:C:O4'	2.04	0.58
29:d:1:MET:HG2	29:d:16:GLU:HG2	1.86	0.58
51:1:1565:C:O2'	51:1:1566:A:H8	1.87	0.58
51:1:2215:C:H2'	51:1:2216:G:H8	1.65	0.58

*Continued on next page...*

*Continued from previous page...*

Atom-1	Atom-2	Interatomic distance (Å)	Clash overlap (Å)
51:1:2762:C:H2'	51:1:2763:G:H5'	1.86	0.58
58:B1:370:LYS:HG2	58:B1:441:LEU:HD23	1.84	0.58
51:1:1333:G:O2'	51:1:1334:G:H5'	2.03	0.57
51:1:2636:C:H2'	51:1:2637:U:C6	2.39	0.57
51:1:2845:U:H2'	51:1:2846:G:H8	1.69	0.57
58:B1:99:ARG:CG	58:B1:99:ARG:HH11	2.17	0.57
58:B1:275:ARG:NH1	58:B1:278:ARG:NH1	2.51	0.57
58:B1:1046:ILE:HD12	58:B1:1059:LEU:HB3	1.86	0.57
38:n:22:ARG:HG3	38:n:70:THR:HA	1.86	0.57
51:1:32:C:H2'	51:1:33:C:C6	2.39	0.57
51:1:327:G:O2'	51:1:328:U:H5'	2.04	0.57
51:1:2186:G:O2'	51:1:2187:U:H5'	2.04	0.57
58:B1:510:LEU:HD22	58:B1:601:ILE:HD12	1.86	0.57
14:N:35:GLU:HA	14:N:39:GLY:HA3	1.85	0.57
15:O:46:LYS:HG2	15:O:68:ARG:HG2	1.84	0.57
30:e:47:LYS:O	30:e:51:ASN:ND2	2.37	0.57
38:n:63:ARG:CZ	51:1:1454:C:H5'	2.34	0.57
50:z:4:ILE:HD11	50:z:58:GLU:HG2	1.86	0.57
51:1:323:C:H3'	51:1:323:C:OP2	2.05	0.57
51:1:2899:A:O2'	51:1:2900:A:H5'	2.05	0.57
58:B1:161:THR:HG23	58:B1:164:GLN:H	1.67	0.57
1:A:26:SER:OG	1:A:27:THR:N	2.37	0.57
27:b:220:ARG:NH1	51:1:1789:A:OP2	2.38	0.57
28:c:63:PRO:HG3	51:1:2787:C:H1'	1.85	0.57
39:o:56:LYS:NZ	52:2:117:G:OP1	2.36	0.57
40:p:1:SER:OG	40:p:2:ASN:N	2.37	0.57
51:1:146:A:H2'	51:1:147:C:C6	2.39	0.57
51:1:635:C:H2'	51:1:636:G:H8	1.70	0.57
51:1:655:A:H4'	51:1:656:G:C5'	2.30	0.57
51:1:877:A:N1	51:1:899:A:H2'	2.20	0.57
51:1:2092:U:H4'	51:1:2093:G:C5'	2.34	0.57
51:1:2897:U:H2'	51:1:2898:U:C6	2.39	0.57
59:B2:13:LYS:HB2	59:B2:1180:MET:HE2	1.86	0.57
19:S:5:MET:HE1	53:3:981:U:H5''	1.86	0.57
34:j:116:ARG:NH2	51:1:529:A:OP2	2.32	0.57
51:1:2570:G:H2'	51:1:2571:U:H5'	1.85	0.57
28:c:55:LYS:NZ	28:c:59:ARG:O	2.36	0.57
31:f:151:ARG:HB3	31:f:161:VAL:HG23	1.86	0.57
39:o:25:ARG:NH1	52:2:8:C:O3'	2.37	0.57
51:1:1275:A:C6	51:1:1296:G:H4'	2.39	0.57
51:1:1526:C:H2'	51:1:1527:G:O4'	2.04	0.57

*Continued on next page...*

*Continued from previous page...*

Atom-1	Atom-2	Interatomic distance (Å)	Clash overlap (Å)
58:B1:198:CYS:HA	58:B1:221:ILE:HD11	1.86	0.57
9:I:10:LEU:HD23	9:I:62:ARG:HB3	1.86	0.57
16:P:92:ARG:NH2	16:P:111:ASP:OD1	2.38	0.57
27:b:259:ASN:ND2	27:b:262:THR:OG1	2.38	0.57
31:f:174:LYS:HE2	51:1:2529:G:H4'	1.86	0.57
51:1:235:U:H2'	51:1:236:C:C6	2.39	0.57
51:1:593:U:H2'	51:1:594:U:C6	2.40	0.57
51:1:1108:U:H2'	51:1:1109:C:C2	2.40	0.57
51:1:1173:U:C5	51:1:1174:U:H1'	2.40	0.57
51:1:1400:U:O2'	51:1:1401:G:H5'	2.04	0.57
59:B2:707:ALA:O	59:B2:711:ASP:HB2	2.03	0.57
59:B2:839:VAL:HG12	59:B2:1049:ILE:HG12	1.87	0.57
7:G:114:LYS:HE3	7:G:151:LYS:HB2	1.85	0.57
38:n:54:LEU:HD23	38:n:66:ALA:HB2	1.86	0.57
41:q:30:VAL:HG13	51:1:580:U:O3'	2.04	0.57
58:B1:247:PRO:HA	58:B1:250:ARG:HG3	1.87	0.57
31:f:40:VAL:O	31:f:54:ARG:NH2	2.38	0.57
31:f:44:HIS:HA	31:f:49:LEU:HG	1.87	0.57
51:1:163:C:H2'	51:1:164:C:O4'	2.04	0.57
59:B2:1122:LYS:NZ	59:B2:1126:ASP:OD1	2.38	0.57
61:NA:123:ARG:HA	61:NA:158:ALA:HA	1.87	0.57
16:P:111:ASP:HB2	26:Z:16:ARG:HH22	1.68	0.56
25:Y:59:ARG:NH1	53:3:177:G:OP1	2.37	0.56
49:y:39:GLN:HG2	51:1:96:C:OP1	2.04	0.56
51:1:69:C:H2'	51:1:70:G:H8	1.70	0.56
51:1:287:G:H2'	51:1:288:U:C6	2.40	0.56
51:1:727:A:H2'	51:1:728:G:C8	2.40	0.56
51:1:1590:A:O2'	51:1:1591:A:H5'	2.05	0.56
58:B1:395:LYS:HZ2	58:B1:399:LYS:CD	2.17	0.56
10:J:54:GLU:HG2	10:J:56:PRO:HD2	1.86	0.56
28:c:18:ASP:N	28:c:18:ASP:OD1	2.36	0.56
51:1:366:C:O2'	51:1:367:G:H5'	2.04	0.56
51:1:1520:U:O2'	51:1:1521:G:H5'	2.05	0.56
57:A2:28:LEU:HB2	57:A2:201:LEU:HB3	1.86	0.56
58:B1:615:LYS:HG2	60:W0:5:THR:HG21	1.86	0.56
12:L:113:LYS:O	53:3:1239:A:O2'	2.22	0.56
19:S:26:LEU:HA	19:S:30:ILE:HD12	1.87	0.56
46:v:57:TYR:OH	46:v:79:ARG:NH2	2.38	0.56
51:1:78:U:H2'	51:1:79:C:C6	2.40	0.56
51:1:503:A:H4'	51:1:505:A:H5''	1.87	0.56
51:1:2457:U:O2'	51:1:2458:G:H5'	2.04	0.56

*Continued on next page...*

*Continued from previous page...*

Atom-1	Atom-2	Interatomic distance (Å)	Clash overlap (Å)
53:3:202:G:H21	53:3:466:A:H61	1.53	0.56
58:B1:102:MET:HG2	58:B1:246:PRO:HG3	1.87	0.56
58:B1:130:MET:HE2	58:B1:135:ILE:HG12	1.87	0.56
58:B1:352:ARG:HD2	59:B2:1268:GLN:HE21	1.68	0.56
58:B1:741:ALA:O	58:B1:762:ASN:ND2	2.38	0.56
39:o:52:SER:OG	39:o:53:THR:N	2.39	0.56
51:1:288:U:H2'	51:1:289:G:H8	1.71	0.56
51:1:1485:U:H2'	51:1:1486:U:C6	2.41	0.56
51:1:1528:A:H2'	51:1:1529:G:H5'	1.87	0.56
51:1:1678:A:H2'	51:1:1679:A:H5'	1.86	0.56
51:1:2395:C:H42	51:1:2421:G:H1	1.54	0.56
58:B1:37:GLU:O	58:B1:61:ILE:CD1	2.52	0.56
58:B1:42:GLU:HB3	58:B1:52:GLU:HG3	1.86	0.56
58:B1:160:LEU:HD22	58:B1:164:GLN:HB3	1.87	0.56
58:B1:1361:THR:HB	59:B2:1284:ALA:HB3	1.86	0.56
64:7:52:G:H2'	64:7:53:G:H8	1.69	0.56
10:J:44:ARG:NH2	10:J:70:MET:SD	2.78	0.56
51:1:359:G:C2'	51:1:360:U:H5'	2.36	0.56
51:1:1917:U:O2'	51:1:1918:A:H5'	2.06	0.56
53:3:49:U:H3	53:3:362:G:H1'	1.71	0.56
17:Q:8:ARG:NH2	53:3:880:C:OP1	2.36	0.56
45:u:36:GLU:HA	45:u:61:GLU:HG2	1.86	0.56
51:1:74:A:H4'	51:1:75:G:O5'	2.05	0.56
51:1:885:C:N4	51:1:886:A:H62	2.03	0.56
51:1:1319:C:O2'	51:1:1320:C:H5'	2.05	0.56
51:1:1597:A:H5''	51:1:1598:A:H5'	1.87	0.56
51:1:2584:U:C2'	51:1:2585:U:H5'	2.34	0.56
51:1:2626:C:H2'	51:1:2627:G:O4'	2.06	0.56
51:1:2662:A:H2'	51:1:2663:G:O4'	2.05	0.56
51:1:1097:U:H2'	51:1:1098:A:O4'	2.06	0.56
51:1:1182:G:H2'	51:1:1183:U:O4'	2.06	0.56
57:A1:29:GLU:HB3	57:A1:200:LYS:HG3	1.87	0.56
58:B1:395:LYS:HZ2	58:B1:399:LYS:HD3	1.71	0.56
7:G:58:LYS:O	7:G:62:ARG:NH1	2.38	0.56
8:H:39:ARG:NH1	8:H:54:ILE:O	2.39	0.56
12:L:4:ARG:HB3	12:L:6:ILE:HG23	1.88	0.56
28:c:134:HIS:CE1	51:1:1675:C:C4	2.94	0.56
51:1:1485:U:H2'	51:1:1486:U:H6	1.70	0.56
53:3:503:C:H2'	53:3:504:C:C6	2.41	0.56
58:B1:144:TYR:HE1	58:B1:162:GLU:CD	2.14	0.56
18:R:100:ARG:NH1	18:R:103:THR:OG1	2.38	0.56

*Continued on next page...*

*Continued from previous page...*

Atom-1	Atom-2	Interatomic distance (Å)	Clash overlap (Å)
19:S:52:ARG:O	19:S:58:ARG:NH1	2.39	0.56
26:Z:44:ARG:NH1	53:3:722:G:OP2	2.39	0.56
29:d:84:THR:HG21	51:1:586:A:H5'	1.87	0.56
35:k:76:VAL:H	40:p:72:VAL:HG22	1.71	0.56
46:v:83:LYS:HD3	46:v:85:LYS:HZ1	1.71	0.56
49:y:49:ASP:OD1	49:y:52:ARG:NH2	2.39	0.56
51:1:2533:U:C2'	51:1:2534:A:H5'	2.36	0.56
59:B2:818:VAL:HG22	59:B2:1096:ILE:HG12	1.87	0.56
4:D:9:VAL:HG22	51:1:1309:G:OP1	2.06	0.56
11:K:2:ARG:NH1	53:3:738:C:OP1	2.39	0.56
11:K:12:PRO:HB2	11:K:44:ARG:HH21	1.70	0.56
16:P:63:GLN:HG3	16:P:98:ALA:HB2	1.88	0.56
49:y:28:LEU:HA	49:y:31:GLN:HB2	1.88	0.56
51:1:133:U:O2'	51:1:134:G:H5'	2.06	0.56
51:1:296:U:H2'	51:1:297:G:C8	2.41	0.56
51:1:613:A:H2'	51:1:613:A:N3	2.21	0.56
51:1:780:G:H21	51:1:783:A:H62	1.54	0.56
51:1:1120:G:O2'	51:1:1121:C:H5'	2.05	0.56
51:1:1130:U:O2'	51:1:1131:G:OP1	2.20	0.56
51:1:1772:A:H5'	51:1:1773:A:OP2	2.06	0.56
53:3:1036:A:H2'	53:3:1037:C:H5'	1.88	0.56
59:B2:1142:ARG:NH2	59:B2:1166:ASP:OD1	2.38	0.56
51:1:184:C:H2'	51:1:185:G:C8	2.42	0.55
51:1:184:C:H2'	51:1:185:G:H8	1.70	0.55
51:1:1670:C:O5'	51:1:1670:C:H6	1.90	0.55
58:B1:508:LEU:HD22	59:B2:1101:LEU:HD21	1.88	0.55
27:b:216:ARG:NH2	51:1:781:A:OP1	2.38	0.55
35:k:65:THR:HG23	35:k:68:GLY:H	1.69	0.55
51:1:112:U:C2'	51:1:113:U:H5'	2.37	0.55
51:1:757:G:H2'	51:1:758:C:C5'	2.35	0.55
53:3:1040:U:H2'	53:3:1041:G:C8	2.42	0.55
58:B1:39:LYS:O	58:B1:273:ILE:HG21	2.06	0.55
59:B2:1070:HIS:NE2	59:B2:1114:GLU:OE1	2.36	0.55
63:5:38:A:C8	63:5:39:U:H1'	2.40	0.55
8:H:76:ILE:HD11	54:4:20:U:H4'	1.87	0.55
33:i:5:GLN:O	33:i:30:GLN:NE2	2.40	0.55
38:n:2:ARG:HA	38:n:5:LYS:HD3	1.88	0.55
51:1:118:A:OP2	51:1:119:A:H5''	2.06	0.55
51:1:317:G:H2'	51:1:318:C:C6	2.42	0.55
51:1:358:U:H2'	51:1:359:G:C8	2.41	0.55
51:1:1410:G:H2'	51:1:1411:U:C6	2.41	0.55

*Continued on next page...*

*Continued from previous page...*

Atom-1	Atom-2	Interatomic distance (Å)	Clash overlap (Å)
51:1:1506:U:H2'	51:1:1507:C:C6	2.41	0.55
53:3:159:G:N2	53:3:162:A:OP2	2.34	0.55
51:1:633:A:C2'	51:1:634:C:H5'	2.35	0.55
51:1:1697:G:H4'	51:1:1978:A:H5''	1.89	0.55
51:1:2236:U:H2'	51:1:2237:G:H5'	1.88	0.55
7:G:91:VAL:HG22	7:G:150:ILE:HD11	1.88	0.55
51:1:155:A:H2'	51:1:156:A:C8	2.41	0.55
51:1:543:G:H2'	51:1:544:C:O4'	2.05	0.55
51:1:1745:A:O2'	51:1:1746:A:H5'	2.07	0.55
51:1:2488:G:O2'	51:1:2489:U:H5'	2.07	0.55
51:1:2850:A:N1	51:1:2869:G:H4'	2.21	0.55
57:A2:29:GLU:HG3	57:A2:200:LYS:HG3	1.88	0.55
58:B1:804:ALA:HA	58:B1:1259:GLN:HG3	1.88	0.55
7:G:45:THR:O	7:G:49:PHE:N	2.35	0.55
51:1:720:U:H2'	51:1:721:A:C8	2.41	0.55
51:1:2845:U:H2'	51:1:2846:G:C8	2.42	0.55
58:B1:1167:LYS:HZ2	58:B1:1170:LYS:HB2	1.71	0.55
58:B1:1175:LEU:HD22	58:B1:1190:ILE:HD11	1.88	0.55
59:B2:103:VAL:HB	59:B2:114:VAL:HG11	1.89	0.55
59:B2:917:SER:O	59:B2:919:ARG:HG3	2.07	0.55
63:5:40:C:H2'	63:5:41:C:C6	2.41	0.55
51:1:461:C:H2'	51:1:462:C:C6	2.41	0.55
51:1:1541:C:O2'	51:1:1542:U:H5'	2.06	0.55
58:B1:799:ARG:HG2	58:B1:1325:PHE:HZ	1.72	0.55
19:S:84:ARG:NH2	53:3:1059:C:O3'	2.40	0.55
43:s:98:LYS:HD3	51:1:2012:G:OP1	2.06	0.55
51:1:1083:U:H2'	51:1:1084:A:H3'	1.89	0.55
51:1:1448:G:H2'	51:1:1449:G:C8	2.42	0.55
51:1:2195:U:O2'	51:1:2196:C:H5'	2.06	0.55
51:1:2510:C:C4	51:1:2511:U:C4	2.94	0.55
51:1:2545:G:O2'	51:1:2546:U:H5'	2.07	0.55
51:1:2637:U:C2'	51:1:2638:G:H5'	2.36	0.55
54:4:4:U:H3	63:5:36:A:H61	1.55	0.55
58:B1:145:VAL:HG23	58:B1:159:ILE:HG22	1.89	0.55
64:7:9:G:C2	64:7:45:G:O6	2.60	0.55
27:b:250:GLN:NE2	27:b:251:THR:O	2.37	0.55
30:e:23:SER:HB3	30:e:26:GLN:HB2	1.88	0.55
51:1:759:G:H2'	51:1:760:G:C8	2.41	0.55
51:1:1048:A:H2'	51:1:1049:C:H5'	1.88	0.55
51:1:1086:A:H5'	51:1:1103:A:C2	2.41	0.55
51:1:2217:G:O2'	51:1:2218:G:H5'	2.07	0.55

*Continued on next page...*

*Continued from previous page...*

Atom-1	Atom-2	Interatomic distance (Å)	Clash overlap (Å)
53:3:505:G:H5'	53:3:534:U:H2'	1.89	0.55
58:B1:800:LEU:HB3	58:B1:920:ALA:HB1	1.89	0.55
58:B1:833:GLU:HB2	58:B1:1242:ARG:NH1	2.22	0.55
12:L:73:GLU:HG2	12:L:90:VAL:HG22	1.89	0.55
33:i:10:LEU:HA	51:1:1061:U:C2	2.42	0.55
36:l:89:VAL:HG23	36:l:121:THR:HG23	1.88	0.55
49:y:19:LEU:O	49:y:23:ARG:N	2.35	0.55
51:1:128:C:H2'	51:1:129:C:H6	1.71	0.55
51:1:439:A:H2'	51:1:440:C:C6	2.42	0.55
51:1:1909:C:H2'	51:1:1910:G:C8	2.41	0.55
51:1:1913:A:N7	53:3:1494:G:H4'	2.22	0.55
16:P:86:LYS:HG3	16:P:114:PRO:HD3	1.89	0.54
51:1:296:U:H2'	51:1:297:G:H8	1.71	0.54
51:1:613:A:H5'	51:1:614:A:N7	2.22	0.54
51:1:825:A:O2'	51:1:826:U:H5'	2.07	0.54
51:1:877:A:C2'	51:1:878:A:H5'	2.37	0.54
51:1:1091:G:H2'	51:1:1092:C:C6	2.43	0.54
51:1:1511:G:H2'	51:1:1512:C:H6	1.73	0.54
51:1:1545:A:H2'	51:1:1546:G:O4'	2.07	0.54
51:1:2743:U:C3'	51:1:2744:G:H5'	2.37	0.54
53:3:830:G:H1	53:3:856:C:H42	1.53	0.54
58:B1:1166:GLY:HA3	58:B1:1174:ARG:HB2	1.88	0.54
25:Y:60:GLN:HA	25:Y:63:LYS:HB3	1.89	0.54
35:k:70:ARG:HG2	35:k:76:VAL:HG12	1.88	0.54
49:y:15:ASN:O	49:y:19:LEU:N	2.41	0.54
51:1:172:A:H2'	51:1:173:A:C8	2.40	0.54
51:1:543:G:H2'	51:1:544:C:C4'	2.37	0.54
51:1:1601:G:C2'	51:1:1602:U:H5'	2.37	0.54
51:1:2114:A:C2	51:1:2167:U:H1'	2.41	0.54
59:B2:811:ASN:HA	59:B2:815:SER:HB2	1.90	0.54
7:G:19:THR:HA	7:G:37:VAL:HA	1.88	0.54
10:J:23:THR:HA	10:J:28:ARG:HA	1.88	0.54
29:d:76:PRO:HA	29:d:82:GLY:HA3	1.90	0.54
51:1:340:A:H2'	51:1:341:C:O4'	2.06	0.54
51:1:392:U:H2'	51:1:393:C:C6	2.42	0.54
51:1:1748:C:H2'	51:1:1749:A:H8	1.73	0.54
57:A1:47:LEU:HD23	57:A1:51:MET:HG3	1.90	0.54
7:G:53:LEU:HD21	7:G:215:ALA:HB1	1.88	0.54
31:f:103:ASN:ND2	31:f:113:ASP:OD1	2.41	0.54
36:l:20:GLY:HA2	36:l:28:GLY:HA2	1.90	0.54
36:l:80:SER:HB3	36:l:114:GLY:HA3	1.89	0.54

*Continued on next page...*

*Continued from previous page...*

Atom-1	Atom-2	Interatomic distance (Å)	Clash overlap (Å)
50:z:15:ARG:HE	50:z:52:PHE:HE2	1.53	0.54
51:1:8:C:H2'	51:1:9:G:H8	1.73	0.54
51:1:53:A:H2'	51:1:54:G:H5'	1.89	0.54
51:1:143:C:H2'	51:1:144:A:H8	1.73	0.54
51:1:358:U:H2'	51:1:359:G:H8	1.72	0.54
51:1:2827:C:O2'	51:1:2828:G:H5'	2.07	0.54
58:B1:1155:ILE:HG13	58:B1:1210:ILE:HB	1.89	0.54
7:G:138:ARG:NH1	7:G:141:GLU:OE2	2.40	0.54
51:1:141:G:H3'	51:1:142:A:O4'	2.07	0.54
51:1:359:G:H2'	51:1:360:U:O4'	2.07	0.54
51:1:1297:C:H2'	51:1:1298:C:C6	2.43	0.54
51:1:1530:G:H22	51:1:1542:U:H1'	1.73	0.54
51:1:2114:A:C8	51:1:2115:G:H1'	2.42	0.54
58:B1:750:PRO:CB	59:B2:549:ASP:OD2	2.45	0.54
59:B2:360:LEU:HD13	59:B2:378:ARG:HH11	1.72	0.54
59:B2:633:LEU:HD13	59:B2:644:LEU:HD23	1.89	0.54
59:B2:1117:LEU:HD12	59:B2:1195:ILE:HG12	1.90	0.54
38:n:35:LYS:NZ	38:n:100:CYS:SG	2.81	0.54
60:W0:3:ARG:NH1	60:W0:55:GLU:OE2	2.40	0.54
8:H:71:ARG:HB3	8:H:74:ILE:HD13	1.89	0.54
51:1:1014:A:H2'	51:1:1015:U:C6	2.43	0.54
51:1:1068:G:N2	51:1:1096:A:H1'	2.23	0.54
51:1:2734:A:C2'	51:1:2735:G:H5'	2.38	0.54
53:3:959:A:HO2'	53:3:984:C:HO2'	1.53	0.54
57:A2:100:LEU:HD23	57:A2:115:ILE:HG21	1.89	0.54
58:B1:58:CYS:SG	58:B1:59:ALA:N	2.80	0.54
7:G:102:ASN:ND2	53:3:1073:U:O2	2.39	0.54
27:b:227:VAL:HG11	51:1:784:G:N1	2.23	0.54
51:1:21:A:O2'	51:1:22:C:H5'	2.08	0.54
51:1:2345:G:H5'	51:1:2347:C:H5'	1.89	0.54
58:B1:814:CYS:SG	58:B1:883:ARG:NH2	2.81	0.54
42:r:51:VAL:HG22	42:r:52:PRO:HD2	1.89	0.54
51:1:472:A:H2'	51:1:473:G:H5'	1.89	0.54
51:1:1063:G:N1	51:1:1075:C:N4	2.52	0.54
51:1:2091:C:H5	51:1:2092:U:HO2'	1.55	0.54
53:3:923:A:N6	53:3:1392:G:O6	2.40	0.54
53:3:1491:G:C6	65:h:2:DPP:HB3	2.42	0.54
57:A2:43:LEU:HD13	57:A2:217:ILE:HD11	1.90	0.54
58:B1:205:LEU:HG	58:B1:217:LEU:HB3	1.90	0.54
51:1:268:C:H2'	51:1:269:C:H6	1.73	0.54
51:1:402:A:C2'	51:1:403:U:H5'	2.38	0.54

*Continued on next page...*

*Continued from previous page...*

Atom-1	Atom-2	Interatomic distance (Å)	Clash overlap (Å)
51:1:752:A:H62	51:1:2609:U:H3	1.56	0.54
51:1:923:G:O2'	51:1:924:G:H5'	2.07	0.54
51:1:1111:A:H2'	51:1:1112:G:H4'	1.90	0.54
52:2:40:U:N3	52:2:44:G:OP2	2.40	0.54
64:7:11:A:H2'	64:7:12:G:H8	1.72	0.54
3:C:20:TYR:OH	51:1:2348:U:H5'	2.08	0.53
9:I:55:ARG:O	9:I:59:LYS:N	2.41	0.53
37:m:27:SER:H	37:m:66:ARG:HH12	1.54	0.53
39:o:69:ASP:N	39:o:69:ASP:OD1	2.36	0.53
51:1:1310:G:O2'	51:1:1311:G:H5'	2.06	0.53
51:1:1601:G:O2'	51:1:1602:U:H5'	2.08	0.53
51:1:2190:G:O2'	51:1:2191:A:H5'	2.08	0.53
58:B1:30:ILE:HG21	58:B1:241:VAL:O	2.08	0.53
7:G:126:ASP:OD1	7:G:126:ASP:N	2.41	0.53
25:Y:66:ILE:HG21	25:Y:70:LYS:HB3	1.90	0.53
41:q:90:ASP:OD1	41:q:90:ASP:N	2.37	0.53
51:1:57:C:H2'	51:1:58:G:O4'	2.08	0.53
51:1:973:A:H5'	51:1:1188:U:H1'	1.90	0.53
51:1:1005:C:H6	51:1:1005:C:O5'	1.90	0.53
51:1:1565:C:HO2'	51:1:1566:A:H8	1.53	0.53
51:1:2644:G:O2'	51:1:2645:G:H5'	2.09	0.53
64:7:25:C:H42	64:7:45:G:H22	1.56	0.53
25:Y:47:GLN:NE2	25:Y:51:ASN:OD1	2.40	0.53
40:p:105:LYS:O	40:p:108:ARG:NH2	2.42	0.53
48:x:29:LEU:HD12	51:1:2230:G:H5''	1.91	0.53
51:1:682:G:N2	51:1:796:C:O2	2.41	0.53
51:1:1288:G:C6	51:1:1327:A:C2	2.96	0.53
51:1:1389:G:O2'	51:1:1390:U:H5'	2.07	0.53
51:1:2297:A:N1	51:1:2321:U:C5	2.75	0.53
51:1:2742:G:O2'	51:1:2743:U:H5'	2.08	0.53
51:1:2850:A:C2	51:1:2869:G:H4'	2.44	0.53
58:B1:39:LYS:O	58:B1:273:ILE:HG23	2.08	0.53
59:B2:684:ASN:OD1	59:B2:687:ARG:NH2	2.41	0.53
12:L:77:ARG:NH2	53:3:1381:U:O2	2.41	0.53
23:W:52:ARG:NH2	53:3:835:U:OP1	2.42	0.53
30:e:21:TYR:OH	30:e:164:GLU:OE1	2.26	0.53
31:f:7:PRO:O	31:f:68:ARG:NH2	2.38	0.53
51:1:268:C:H2'	51:1:269:C:C6	2.44	0.53
51:1:894:U:O2'	51:1:895:U:H5'	2.09	0.53
51:1:925:A:O2'	51:1:926:G:H5'	2.08	0.53
51:1:1278:C:O2'	51:1:1279:G:H5'	2.09	0.53

*Continued on next page...*

*Continued from previous page...*

Atom-1	Atom-2	Interatomic distance (Å)	Clash overlap (Å)
51:1:1528:A:C2'	51:1:1529:G:H5'	2.38	0.53
58:B1:68:TYR:CA	58:B1:75:TYR:HE2	2.22	0.53
58:B1:111:THR:HG22	58:B1:300:GLN:NE2	2.23	0.53
58:B1:746:LEU:HG	58:B1:758:PRO:HG3	1.90	0.53
58:B1:759:ILE:HG23	58:B1:771:GLN:HB3	1.89	0.53
59:B2:29:SER:O	59:B2:33:ASP:HB2	2.07	0.53
59:B2:985:GLU:HB3	59:B2:988:LYS:HB2	1.89	0.53
20:T:48:ASP:OD1	53:3:667:G:O2'	2.25	0.53
33:i:53:PRO:HD2	33:i:77:VAL:HG11	1.91	0.53
35:k:42:THR:HG22	35:k:57:VAL:HG12	1.91	0.53
42:r:75:VAL:HG23	42:r:86:GLN:HG2	1.90	0.53
51:1:481:G:H1'	51:1:506:G:H21	1.71	0.53
51:1:995:C:H6	51:1:995:C:H5'	1.74	0.53
51:1:1386:C:H2'	51:1:1387:A:C8	2.41	0.53
51:1:1856:U:H2'	51:1:1857:G:O4'	2.08	0.53
51:1:2631:G:O2'	51:1:2632:A:H5'	2.08	0.53
51:1:2758:A:H2'	51:1:2759:G:C5'	2.39	0.53
57:A1:100:LEU:HD21	57:A1:121:VAL:HG11	1.90	0.53
58:B1:209:ASN:HA	58:B1:214:ARG:HH21	1.74	0.53
63:5:38:A:H2'	63:5:39:U:H4'	1.91	0.53
1:A:35:ASP:OD1	18:R:2:ARG:NH1	2.42	0.53
10:J:104:ILE:O	10:J:111:ARG:NH1	2.41	0.53
13:M:92:PRO:O	13:M:116:ARG:NH2	2.42	0.53
44:t:54:GLU:HB3	44:t:88:LYS:HE3	1.90	0.53
51:1:44:A:O2'	51:1:45:G:H5'	2.08	0.53
51:1:279:A:N6	51:1:361:G:H1'	2.21	0.53
51:1:784:G:C5'	51:1:785:G:OP1	2.54	0.53
51:1:878:A:H2'	51:1:879:G:O4'	2.09	0.53
51:1:1530:G:N2	51:1:1542:U:H1'	2.23	0.53
51:1:1678:A:H2'	51:1:1679:A:C5'	2.38	0.53
51:1:2092:U:C5	51:1:2199:A:H2	2.26	0.53
17:Q:64:SER:OG	17:Q:65:TYR:N	2.41	0.53
34:j:2:LYS:HA	51:1:995:C:N3	2.23	0.53
51:1:53:A:C2'	51:1:54:G:H5'	2.39	0.53
51:1:176:A:O2'	51:1:177:G:H5'	2.08	0.53
51:1:543:G:C2'	51:1:544:C:H5''	2.37	0.53
51:1:876:C:H2'	51:1:877:A:O4'	2.08	0.53
51:1:2092:U:C5	51:1:2199:A:C2	2.97	0.53
51:1:2123:G:H2'	51:1:2124:G:H8	1.73	0.53
51:1:2290:G:H2'	51:1:2291:U:H6	1.74	0.53
53:3:1023:U:H2'	53:3:1024:G:C8	2.43	0.53

*Continued on next page...*

*Continued from previous page...*

Atom-1	Atom-2	Interatomic distance (Å)	Clash overlap (Å)
57:A1:16:ILE:HG23	57:A1:26:VAL:HG22	1.91	0.53
58:B1:785:ASP:O	58:B1:789:LYS:HB2	2.08	0.53
59:B2:243:PRO:HB2	59:B2:274:ILE:HG23	1.90	0.53
39:o:31:THR:HG23	39:o:34:HIS:H	1.73	0.53
51:1:2328:A:H8	51:1:2328:A:O5'	1.91	0.53
51:1:2425:A:H4'	51:1:2426:A:H5''	1.91	0.53
51:1:2762:C:C2'	51:1:2763:G:H5'	2.39	0.53
9:I:154:VAL:HA	9:I:157:ALA:HB3	1.91	0.53
14:N:115:VAL:HG23	53:3:1367:C:H5''	1.91	0.53
16:P:15:VAL:HG12	16:P:76:TYR:HB3	1.90	0.53
31:f:174:LYS:CG	51:1:2529:G:H4'	2.34	0.53
37:m:64:TRP:HB2	37:m:104:GLU:HB2	1.89	0.53
50:z:36:GLU:O	50:z:37:ARG:NH1	2.42	0.53
51:1:1599:U:H2'	51:1:1600:C:C6	2.43	0.53
51:1:1789:A:H2'	51:1:1790:C:O4'	2.09	0.53
51:1:2625:G:O2'	51:1:2626:C:H5'	2.09	0.53
58:B1:99:ARG:HG3	58:B1:99:ARG:HH11	1.73	0.53
21:U:69:ASP:OD1	21:U:69:ASP:N	2.38	0.53
29:d:76:PRO:HD2	51:1:673:C:H5''	1.89	0.53
39:o:40:ILE:HD12	39:o:44:GLY:HA2	1.91	0.53
51:1:441:U:O2'	51:1:442:G:H5'	2.08	0.53
51:1:723:C:O2'	51:1:724:U:H5'	2.09	0.53
51:1:2194:U:H2'	51:1:2195:U:C6	2.44	0.53
53:3:1244:G:H1	53:3:1293:C:H42	1.57	0.53
58:B1:215:LYS:HA	58:B1:218:THR:HG22	1.92	0.53
58:B1:850:LYS:HB2	58:B1:857:LEU:HB2	1.91	0.53
33:i:27:LEU:HD13	33:i:32:VAL:HG11	1.90	0.52
51:1:611:C:H2'	51:1:612:G:O4'	2.09	0.52
51:1:729:G:H5''	51:1:730:A:H5''	1.92	0.52
51:1:1409:U:H2'	51:1:1410:G:C8	2.44	0.52
51:1:1794:A:O2'	51:1:1795:C:H5'	2.10	0.52
51:1:2529:G:H5''	51:1:2530:A:H5''	1.91	0.52
7:G:61:SER:OG	7:G:62:ARG:NH1	2.42	0.52
17:Q:49:ARG:NH1	17:Q:88:ASP:OD2	2.42	0.52
26:Z:28:LEU:HA	26:Z:31:VAL:HG12	1.90	0.52
34:j:38:GLY:HA3	34:j:50:THR:HG23	1.90	0.52
51:1:213:A:O2'	51:1:214:G:H5'	2.09	0.52
51:1:341:C:O2'	51:1:342:A:H5'	2.08	0.52
51:1:1558:C:O4'	51:1:1560:G:C8	2.62	0.52
51:1:1560:G:H2'	51:1:1560:G:N3	2.24	0.52
51:1:1782:U:H2'	51:1:1783:A:H5''	1.90	0.52

*Continued on next page...*

*Continued from previous page...*

Atom-1	Atom-2	Interatomic distance (Å)	Clash overlap (Å)
53:3:203:G:N2	53:3:204:G:O6	2.43	0.52
53:3:458:U:H3	53:3:474:G:H1	1.56	0.52
53:3:1023:U:H2'	53:3:1024:G:H8	1.74	0.52
58:B1:112:ALA:HA	58:B1:238:ILE:HA	1.91	0.52
59:B2:628:HIS:HB3	59:B2:647:ARG:HH21	1.74	0.52
64:7:43:A:H2'	64:7:44:A:C8	2.44	0.52
9:I:12:ARG:NH1	9:I:32:LYS:O	2.42	0.52
42:r:4:VAL:HG12	42:r:13:ARG:HA	1.91	0.52
42:r:54:VAL:HG13	42:r:55:ASP:H	1.75	0.52
51:1:519:U:H2'	51:1:520:G:H8	1.75	0.52
51:1:2092:U:C4'	51:1:2093:G:H5''	2.37	0.52
51:1:2102:G:H2'	51:1:2103:C:O4'	2.09	0.52
51:1:2758:A:C2'	51:1:2759:G:H5'	2.40	0.52
59:B2:246:LEU:HB3	59:B2:269:ILE:HD13	1.91	0.52
8:H:30:ASP:OD1	8:H:30:ASP:N	2.41	0.52
8:H:107:LYS:HB3	8:H:110:LEU:HD23	1.92	0.52
11:K:23:GLU:HA	11:K:26:THR:HG22	1.90	0.52
27:b:257:ARG:NH2	27:b:262:THR:OG1	2.42	0.52
28:c:23:PRO:HB3	51:1:2682:A:N3	2.24	0.52
47:w:55:LEU:HD12	47:w:76:ILE:HD12	1.90	0.52
51:1:368:A:H2'	51:1:369:U:C5'	2.39	0.52
51:1:1338:G:H2'	51:1:1339:G:H8	1.74	0.52
51:1:1722:A:H62	51:1:1738:G:H1'	1.74	0.52
51:1:1827:U:H2'	51:1:1828:G:H5'	1.90	0.52
51:1:1917:U:C2'	51:1:1918:A:H5'	2.39	0.52
51:1:2216:G:H2'	51:1:2217:G:H8	1.74	0.52
51:1:2617:U:H2'	51:1:2618:G:H5'	1.91	0.52
57:A1:205:MET:HE3	57:A1:213:PRO:HB3	1.91	0.52
33:i:25:PRO:HG2	51:1:1068:G:N2	2.24	0.52
51:1:215:G:C4'	51:1:216:A:H4'	2.39	0.52
51:1:1161:C:H2'	51:1:1162:G:C8	2.44	0.52
51:1:1175:A:H3'	51:1:1176:U:C5'	2.37	0.52
51:1:1662:U:H2'	51:1:1663:G:O4'	2.09	0.52
51:1:2707:U:H2'	51:1:2708:G:C8	2.44	0.52
57:A2:28:LEU:HD22	57:A2:201:LEU:HD23	1.91	0.52
59:B2:714:VAL:HB	59:B2:787:PRO:HD2	1.92	0.52
51:1:597:G:H2'	51:1:598:U:C6	2.45	0.52
51:1:820:A:O2'	51:1:821:A:H5'	2.08	0.52
51:1:870:U:O2'	51:1:871:U:H5'	2.10	0.52
51:1:1171:G:H2'	51:1:1172:C:C4'	2.38	0.52
51:1:2470:G:O2'	51:1:2471:A:H5'	2.10	0.52

*Continued on next page...*

*Continued from previous page...*

Atom-1	Atom-2	Interatomic distance (Å)	Clash overlap (Å)
51:1:2747:G:O6	51:1:2754:U:H2'	2.09	0.52
7:G:14:HIS:HB3	7:G:42:LEU:HD21	1.91	0.52
27:b:92:LEU:HD11	27:b:100:ARG:HB3	1.91	0.52
30:e:162:ASP:OD1	30:e:162:ASP:N	2.37	0.52
51:1:140:C:H2'	51:1:141:G:H5'	1.90	0.52
51:1:1503:A:C3'	51:1:1504:A:H5''	2.40	0.52
51:1:1722:A:O2'	51:1:1723:G:H5'	2.10	0.52
51:1:2670:A:H2'	51:1:2671:G:H8	1.75	0.52
51:1:2731:G:H2'	51:1:2732:G:C8	2.45	0.52
57:A2:140:ILE:HD12	57:A2:142:MET:HE3	1.91	0.52
58:B1:975:ILE:HD11	58:B1:1003:LEU:HD11	1.91	0.52
59:B2:524:ILE:HG21	59:B2:708:VAL:HG13	1.92	0.52
1:A:9:TYR:OH	30:e:101:ARG:NH2	2.41	0.52
51:1:40:U:H2'	51:1:41:C:C6	2.43	0.52
51:1:1574:C:H2'	51:1:1575:C:H6	1.74	0.52
58:B1:832:LYS:HB3	58:B1:1242:ARG:NH1	2.24	0.52
8:H:133:MET:HE3	8:H:167:TYR:HB2	1.91	0.52
51:1:1534:U:H2'	51:1:1536:C:O4'	2.10	0.52
51:1:2204:G:H2'	51:1:2205:A:C8	2.44	0.52
51:1:2236:U:C2'	51:1:2237:G:H5'	2.39	0.52
53:3:460:A:H2'	53:3:461:A:H8	1.75	0.52
58:B1:78:LEU:O	58:B1:78:LEU:HD13	2.09	0.52
9:I:150:LYS:O	9:I:155:LYS:NZ	2.43	0.52
40:p:28:LYS:HB3	40:p:39:LEU:HD21	1.91	0.52
51:1:69:C:H2'	51:1:70:G:C8	2.46	0.52
51:1:386:G:H3'	51:1:387:U:H5''	1.92	0.52
51:1:1047:G:N2	51:1:1110:G:H2'	2.25	0.52
51:1:1507:C:H2'	51:1:1508:A:C4'	2.40	0.52
51:1:1910:G:H1	51:1:1920:C:H42	1.58	0.52
51:1:1923:U:H2'	51:1:1924:C:C6	2.45	0.52
58:B1:144:TYR:CE1	58:B1:162:GLU:CD	2.88	0.52
58:B1:683:ILE:HD12	58:B1:754:ILE:HG21	1.92	0.52
59:B2:125:GLY:HA2	59:B2:499:SER:HB2	1.92	0.52
10:J:123:LEU:HD12	53:3:7:A:H2'	1.92	0.51
10:J:152:VAL:HG21	13:M:98:LEU:HD13	1.91	0.51
15:O:24:GLU:HA	15:O:27:GLU:HB2	1.93	0.51
51:1:49:A:O5'	51:1:51:G:H5'	2.09	0.51
51:1:138:U:C5	51:1:139:U:H5	2.28	0.51
51:1:736:C:H42	51:1:760:G:H1	1.59	0.51
51:1:1542:U:O2'	51:1:1543:G:H5'	2.09	0.51
51:1:1878:G:O2'	51:1:1879:C:H5'	2.09	0.51

*Continued on next page...*

*Continued from previous page...*

Atom-1	Atom-2	Interatomic distance (Å)	Clash overlap (Å)
51:1:2463:C:O2'	51:1:2464:G:H5'	2.10	0.51
58:B1:390:LEU:N	58:B1:390:LEU:CD1	2.73	0.51
2:B:43:THR:HG1	2:B:46:GLY:H	1.57	0.51
33:i:56:VAL:HB	33:i:68:PHE:HB2	1.92	0.51
34:j:10:THR:O	34:j:12:LYS:NZ	2.36	0.51
39:o:40:ILE:HG22	39:o:47:VAL:HG12	1.91	0.51
51:1:492:A:H2'	51:1:493:G:O4'	2.09	0.51
51:1:1678:A:C2'	51:1:1679:A:H5'	2.40	0.51
51:1:1930:G:C2'	51:1:1931:U:OP2	2.58	0.51
51:1:2651:C:O2'	51:1:2652:C:H5'	2.10	0.51
4:D:3:ARG:NH1	51:1:752:A:OP1	2.44	0.51
10:J:106:ALA:O	10:J:111:ARG:NH2	2.43	0.51
15:O:5:ARG:N	15:O:76:ILE:O	2.43	0.51
30:e:69:ALA:O	30:e:80:GLN:NE2	2.43	0.51
51:1:2776:A:C6	51:1:2782:G:H1'	2.45	0.51
53:3:1077:G:N2	53:3:1080:A:OP2	2.40	0.51
64:7:9:G:O4'	64:7:46:G:N3	2.43	0.51
8:H:130:ARG:NH2	8:H:165:GLU:OE1	2.43	0.51
43:s:109:ASP:OD1	43:s:109:ASP:N	2.42	0.51
46:v:77:VAL:HG23	46:v:89:ILE:HG12	1.92	0.51
53:3:816:A:OP1	53:3:1526:G:O2'	2.28	0.51
21:U:6:LEU:HD22	21:U:17:TYR:HB3	1.91	0.51
31:f:136:ASP:HB3	31:f:139:VAL:HG12	1.92	0.51
51:1:286:U:H2'	51:1:287:G:H8	1.75	0.51
51:1:291:G:O2'	51:1:292:U:H5'	2.11	0.51
51:1:1112:G:H2'	51:1:1113:U:O4'	2.10	0.51
51:1:2570:G:C2'	51:1:2571:U:H5'	2.40	0.51
51:1:2670:A:H2'	51:1:2671:G:C8	2.45	0.51
58:B1:412:LEU:HD23	58:B1:416:ILE:HG13	1.92	0.51
58:B1:437:PHE:HZ	58:B1:453:VAL:HG11	1.76	0.51
59:B2:893:THR:HB	59:B2:914:LYS:HA	1.92	0.51
64:6:1:C:H2'	64:6:2:G:H8	1.75	0.51
36:l:42:SER:HB2	51:1:672:C:H5	1.76	0.51
51:1:8:C:H2'	51:1:9:G:C8	2.45	0.51
51:1:1403:A:H2'	51:1:1404:C:C6	2.45	0.51
53:3:202:G:H1	53:3:215:C:H42	1.57	0.51
6:F:19:ARG:HB2	6:F:24:ARG:HD2	1.92	0.51
21:U:25:ARG:O	53:3:110:C:O2'	2.28	0.51
22:V:60:ILE:HA	22:V:74:LEU:HA	1.93	0.51
23:W:71:ASP:N	23:W:71:ASP:OD1	2.44	0.51
27:b:257:ARG:HH22	27:b:262:THR:HG1	1.56	0.51

*Continued on next page...*

*Continued from previous page...*

Atom-1	Atom-2	Interatomic distance (Å)	Clash overlap (Å)
35:k:75:SER:OG	40:p:72:VAL:O	2.26	0.51
37:m:38:ARG:HB3	37:m:98:PRO:HD3	1.92	0.51
51:1:355:U:H2'	51:1:356:G:C8	2.45	0.51
51:1:2013:A:H5''	51:1:2013:A:C8	2.44	0.51
59:B2:93:SER:HA	59:B2:128:PRO:HA	1.92	0.51
4:D:14:ARG:NH1	51:1:1377:G:O3'	2.44	0.51
14:N:89:TYR:HB3	14:N:93:LEU:HD21	1.92	0.51
17:Q:36:VAL:HG21	17:Q:73:LEU:HB3	1.91	0.51
33:i:126:ARG:HD2	51:1:1080:A:H4'	1.93	0.51
35:k:31:ARG:NH2	51:1:2676:C:OP2	2.43	0.51
44:t:65:GLY:N	44:t:79:ASP:OD1	2.43	0.51
51:1:1416:G:H2'	51:1:1417:C:C6	2.46	0.51
51:1:2618:G:H2'	51:1:2619:C:O4'	2.11	0.51
53:3:1178:G:N2	53:3:1181:G:OP2	2.43	0.51
64:6:43:A:H2'	64:6:44:A:C8	2.45	0.51
2:B:2:VAL:HG23	51:1:2015:A:C6	2.46	0.51
3:C:7:LYS:HD3	51:1:2420:C:H5''	1.93	0.51
29:d:191:ASP:O	29:d:195:GLN:NE2	2.44	0.51
51:1:251:A:H2'	51:1:252:G:O4'	2.10	0.51
51:1:386:G:H3'	51:1:387:U:C5'	2.41	0.51
51:1:439:A:H2'	51:1:440:C:H6	1.75	0.51
51:1:707:G:H2'	51:1:708:G:O4'	2.11	0.51
51:1:800:A:H4'	51:1:801:G:H3'	1.92	0.51
51:1:1415:U:H1'	51:1:1588:G:N2	2.26	0.51
51:1:1441:G:H2'	51:1:1442:U:H6	1.71	0.51
51:1:2105:U:N3	51:1:2184:A:C2	2.78	0.51
51:1:2555:U:O2	51:1:2555:U:O4'	2.29	0.51
58:B1:201:LEU:HD12	58:B1:224:LEU:HD12	1.92	0.51
59:B2:255:ILE:HB	59:B2:263:VAL:HB	1.93	0.51
8:H:175:HIS:ND1	53:3:1109:C:OP2	2.44	0.51
27:b:50:THR:HG23	51:1:1813:G:H21	1.76	0.51
51:1:1468:U:H2'	51:1:1522:A:N6	2.26	0.51
51:1:1528:A:H2'	51:1:1529:G:O4'	2.11	0.51
51:1:1717:A:H2'	51:1:1718:G:C5'	2.40	0.51
51:1:2052:A:C2'	51:1:2053:G:H5'	2.41	0.51
51:1:2285:C:O2'	51:1:2286:G:H5'	2.11	0.51
51:1:2611:C:O2	51:1:2611:C:C2'	2.58	0.51
51:1:2815:C:O2'	51:1:2816:G:H5'	2.11	0.51
59:B2:974:ARG:HD2	59:B2:1014:LEU:HD21	1.92	0.51
62:NG:161:SER:HA	62:NG:170:PRO:HA	1.92	0.51
15:O:39:PRO:HD2	53:3:1123:U:H4'	1.92	0.50

*Continued on next page...*

*Continued from previous page...*

Atom-1	Atom-2	Interatomic distance (Å)	Clash overlap (Å)
28:c:161:MET:HE1	51:1:2050:C:O2	2.11	0.50
53:3:1013:G:N2	53:3:1016:A:OP2	2.35	0.50
30:e:91:ARG:NH2	52:2:43:C:O2	2.36	0.50
51:1:155:A:H2'	51:1:156:A:H8	1.77	0.50
51:1:208:C:O5'	51:1:208:C:H6	1.93	0.50
51:1:282:A:H2'	51:1:283:G:C8	2.42	0.50
51:1:438:G:H2'	51:1:439:A:H8	1.76	0.50
51:1:630:G:H4'	51:1:640:C:H4'	1.93	0.50
51:1:724:U:O2'	51:1:725:G:H5'	2.11	0.50
51:1:928:A:O2'	51:1:929:U:H5'	2.10	0.50
58:B1:275:ARG:HH12	58:B1:278:ARG:NH1	2.09	0.50
58:B1:375:GLU:HG2	59:B2:1245:ALA:O	2.10	0.50
58:B1:395:LYS:NZ	58:B1:399:LYS:CD	2.74	0.50
12:L:65:LEU:O	12:L:69:ARG:N	2.43	0.50
27:b:207:ALA:HB2	51:1:1790:C:O2'	2.12	0.50
51:1:1293:C:H2'	51:1:1294:U:C6	2.46	0.50
51:1:2248:C:H2'	51:1:2249:U:H5'	1.93	0.50
51:1:2687:U:H2'	51:1:2688:G:O4'	2.11	0.50
58:B1:99:ARG:HA	58:B1:248:ASP:HB2	1.92	0.50
58:B1:421:VAL:O	58:B1:436:ALA:HA	2.12	0.50
58:B1:770:LEU:CD1	59:B2:618:GLN:HG3	2.37	0.50
59:B2:562:GLU:OE1	59:B2:662:SER:OG	2.28	0.50
10:J:23:THR:HG22	10:J:28:ARG:HB3	1.91	0.50
19:S:68:ARG:NH2	53:3:974:A:OP1	2.45	0.50
27:b:147:PRO:HG3	27:b:184:GLU:HG2	1.92	0.50
29:d:77:ILE:HG23	51:1:1256:G:N2	2.26	0.50
45:u:73:ASN:ND2	45:u:80:ASP:OD2	2.43	0.50
48:x:64:ASP:N	48:x:64:ASP:OD1	2.43	0.50
51:1:145:C:H2'	51:1:146:A:C8	2.46	0.50
51:1:246:C:H2'	51:1:247:G:C5'	2.40	0.50
51:1:521:U:H2'	51:1:522:A:H8	1.73	0.50
51:1:580:U:O5'	51:1:580:U:H6	1.94	0.50
51:1:891:G:H2'	51:1:892:A:C8	2.46	0.50
51:1:1270:C:H5''	51:1:1271:G:H5''	1.93	0.50
51:1:1539:U:H2'	51:1:1540:G:H8	1.76	0.50
51:1:1676:A:H8	51:1:1676:A:O5'	1.95	0.50
51:1:2348:U:O2'	51:1:2349:G:H5'	2.12	0.50
59:B2:232:ILE:HG12	59:B2:237:LEU:HG	1.94	0.50
8:H:4:VAL:HG21	8:H:9:ILE:HD13	1.93	0.50
15:O:29:ALA:O	15:O:33:GLY:N	2.42	0.50
28:c:176:ASP:OD1	28:c:176:ASP:N	2.44	0.50

*Continued on next page...*

*Continued from previous page...*

Atom-1	Atom-2	Interatomic distance (Å)	Clash overlap (Å)
38:n:49:GLU:O	38:n:53:THR:OG1	2.29	0.50
51:1:1754:A:C6	51:1:1755:A:C6	2.98	0.50
51:1:2593:U:O2'	51:1:2594:C:H5'	2.11	0.50
58:B1:972:LYS:HD2	58:B1:1004:ALA:HA	1.93	0.50
1:A:35:ASP:OD1	1:A:35:ASP:N	2.42	0.50
20:T:2:LEU:HD22	20:T:34:GLN:HB2	1.92	0.50
21:U:5:ARG:HB3	53:3:376:G:H5''	1.93	0.50
30:e:27:VAL:O	30:e:29:ARG:NH1	2.41	0.50
51:1:288:U:H2'	51:1:289:G:C8	2.47	0.50
51:1:1310:G:H2'	51:1:1311:G:C5'	2.38	0.50
51:1:1345:C:H6	51:1:1345:C:H5'	1.77	0.50
51:1:1348:C:C5	51:1:1349:C:C5	3.00	0.50
51:1:2888:C:H2'	51:1:2889:C:H6	1.77	0.50
53:3:494:G:H2'	53:3:496:A:H8	1.76	0.50
59:B2:400:VAL:HG11	59:B2:452:ARG:HD2	1.93	0.50
27:b:206:LYS:HD2	51:1:729:G:C8	2.46	0.50
51:1:905:A:H2'	51:1:906:U:C5'	2.40	0.50
51:1:1668:A:C4'	51:1:1669:A:H5'	2.36	0.50
58:B1:505:ASP:OD2	59:B2:812:PHE:HA	2.11	0.50
58:B1:1179:PRO:HD2	58:B1:1184:ASP:HA	1.93	0.50
64:7:9:G:C2	64:7:45:G:C6	3.00	0.50
11:K:41:ASP:OD1	11:K:58:HIS:NE2	2.39	0.50
28:c:13:ARG:NH2	40:p:74:GLN:OE1	2.43	0.50
51:1:539:G:O2'	51:1:540:C:H5'	2.12	0.50
51:1:644:A:H2'	51:1:645:C:C4'	2.42	0.50
51:1:757:G:C2'	51:1:758:C:H5'	2.38	0.50
51:1:886:A:C5	51:1:887:U:H1'	2.47	0.50
51:1:2250:G:H8	51:1:2250:G:O5'	1.95	0.50
64:7:9:G:O4'	64:7:46:G:C2	2.65	0.50
7:G:221:ARG:HG2	7:G:224:ARG:HH11	1.77	0.50
30:e:135:ILE:HG23	30:e:140:ILE:HD11	1.93	0.50
33:i:25:PRO:HG3	51:1:1095:A:C2	2.46	0.50
38:n:8:ARG:HH21	38:n:43:GLU:HG3	1.77	0.50
43:s:67:ASP:OD1	43:s:67:ASP:N	2.39	0.50
51:1:78:U:H2'	51:1:79:C:H6	1.77	0.50
51:1:840:C:O2'	51:1:841:G:H5'	2.12	0.50
51:1:898:C:H2'	51:1:899:A:O4'	2.12	0.50
51:1:1593:A:H2'	51:1:1594:U:C6	2.47	0.50
51:1:1614:A:H2'	51:1:1615:C:H5'	1.94	0.50
51:1:2302:U:O2'	51:1:2303:G:H5'	2.12	0.50
51:1:2525:G:N2	51:1:2539:C:C2	2.79	0.50

*Continued on next page...*

*Continued from previous page...*

Atom-1	Atom-2	Interatomic distance (Å)	Clash overlap (Å)
7:G:103:TRP:HA	7:G:106:VAL:HG12	1.93	0.49
15:O:42:LEU:HB3	15:O:71:LEU:HB2	1.94	0.49
27:b:137:GLY:O	27:b:162:GLN:NE2	2.45	0.49
51:1:131:A:H2'	51:1:132:G:H8	1.77	0.49
51:1:173:A:H2'	51:1:174:U:C6	2.47	0.49
51:1:262:A:H2'	51:1:263:G:O4'	2.12	0.49
51:1:488:G:H22	51:1:491:G:H5''	1.77	0.49
51:1:1084:A:O2'	51:1:1105:U:H4'	2.12	0.49
51:1:2286:G:H21	51:1:2287:A:N6	2.09	0.49
51:1:2533:U:H2'	51:1:2534:A:C5'	2.42	0.49
51:1:2670:A:O2'	51:1:2671:G:H5'	2.12	0.49
53:3:664:G:H22	53:3:741:G:H1	1.60	0.49
59:B2:411:ARG:NH2	59:B2:427:ASP:OD2	2.44	0.49
20:T:23:SER:OG	20:T:25:GLU:OE1	2.30	0.49
21:U:36:VAL:HG12	21:U:53:ASP:HB3	1.94	0.49
25:Y:53:MET:HE2	25:Y:57:VAL:HG21	1.94	0.49
31:f:41:GLU:HG2	31:f:54:ARG:HH21	1.78	0.49
33:i:25:PRO:HB3	51:1:1095:A:N1	2.27	0.49
33:i:110:GLN:HG2	33:i:121:ILE:HD13	1.94	0.49
34:j:2:LYS:HG2	51:1:995:C:N4	2.27	0.49
44:t:7:LEU:HD13	44:t:46:ALA:HA	1.94	0.49
51:1:16:C:H2'	51:1:17:G:H8	1.77	0.49
51:1:30:G:H2'	51:1:31:C:C6	2.47	0.49
51:1:286:U:H2'	51:1:287:G:C8	2.47	0.49
51:1:1061:U:H4'	51:1:1070:A:H1'	1.93	0.49
51:1:1388:G:O2'	51:1:1389:G:H5'	2.12	0.49
51:1:2092:U:H5	51:1:2199:A:C2	2.30	0.49
51:1:2257:U:O2'	51:1:2258:C:H5'	2.13	0.49
53:3:1538:C:O2'	53:3:1539:C:H5'	2.11	0.49
58:B1:902:ASP:HB3	58:B1:905:ARG:HB2	1.93	0.49
11:K:42:TRP:HB2	11:K:59:TYR:HB2	1.93	0.49
13:M:29:SER:OG	13:M:30:LYS:N	2.44	0.49
27:b:92:LEU:HD21	27:b:100:ARG:HD3	1.93	0.49
28:c:81:GLU:HG3	51:1:2636:C:O5'	2.13	0.49
51:1:197:A:H2	51:1:2434:A:N6	2.10	0.49
51:1:673:C:H2'	51:1:674:G:C5'	2.41	0.49
51:1:900:A:H2'	51:1:901:C:H5'	1.94	0.49
51:1:1087:G:H2'	51:1:1089:A:H5'	1.94	0.49
51:1:1144:A:H2'	51:1:1145:C:C6	2.47	0.49
55:8:3:DC:H2''	55:8:4:DT:C7	2.42	0.49
58:B1:124:ILE:HG23	58:B1:128:LEU:HD12	1.94	0.49

*Continued on next page...*

*Continued from previous page...*

Atom-1	Atom-2	Interatomic distance (Å)	Clash overlap (Å)
59:B2:554:HIS:HD2	59:B2:558:VAL:HB	1.77	0.49
25:Y:59:ARG:O	25:Y:63:LYS:N	2.46	0.49
30:e:84:ILE:HD11	51:1:2311:A:H1'	1.94	0.49
51:1:2241:A:O2'	51:1:2242:G:H5'	2.12	0.49
51:1:2836:U:H2'	51:1:2837:A:C8	2.47	0.49
53:3:1137:C:H4'	53:3:1138:G:H5'	1.95	0.49
59:B2:529:ARG:HH11	59:B2:572:ILE:HG22	1.77	0.49
27:b:50:THR:HG23	51:1:1813:G:N2	2.27	0.49
27:b:70:LYS:O	27:b:117:SER:OG	2.30	0.49
27:b:146:LYS:HB2	27:b:149:LYS:HB2	1.93	0.49
28:c:56:LYS:NZ	51:1:2830:C:H5''	2.28	0.49
33:i:134:SER:OG	51:1:1062:G:N2	2.45	0.49
46:v:51:GLN:OE1	46:v:79:ARG:NH2	2.40	0.49
51:1:482:A:H1'	51:1:498:G:N2	2.27	0.49
51:1:940:G:H2'	51:1:941:A:C5'	2.41	0.49
51:1:2634:A:O2'	51:1:2635:A:H5'	2.12	0.49
58:B1:749:LYS:HB3	58:B1:755:ILE:HD11	1.94	0.49
59:B2:400:VAL:HG21	59:B2:452:ARG:HE	1.76	0.49
7:G:101:THR:HG23	7:G:174:GLU:HG3	1.95	0.49
11:K:46:GLN:HA	11:K:56:LYS:HB3	1.94	0.49
15:O:89:ARG:HH22	62:NG:165:PHE:H	1.60	0.49
51:1:187:G:C6	51:1:188:G:N7	2.80	0.49
51:1:1748:C:H2'	51:1:1749:A:C8	2.47	0.49
51:1:1916:A:H2'	51:1:1917:U:O4'	2.12	0.49
53:3:113:G:N3	53:3:353:A:O2'	2.42	0.49
53:3:481:G:O2'	53:3:483:C:N4	2.46	0.49
17:Q:97:VAL:HG12	17:Q:99:GLY:H	1.78	0.49
17:Q:120:ARG:HH12	53:3:500:G:H5'	1.77	0.49
27:b:56:GLY:HA2	27:b:212:TRP:HA	1.94	0.49
51:1:69:C:O2'	51:1:70:G:H5'	2.13	0.49
51:1:236:C:H2'	51:1:237:C:C6	2.46	0.49
51:1:355:U:H2'	51:1:356:G:H8	1.77	0.49
51:1:367:G:H2'	51:1:368:A:O4'	2.13	0.49
51:1:1796:U:H2'	51:1:1797:G:C8	2.45	0.49
51:1:2553:G:H22	63:5:75:C:H42	1.60	0.49
58:B1:102:MET:HG2	58:B1:246:PRO:HD3	1.94	0.49
58:B1:220:ARG:HG2	58:B1:220:ARG:NH1	2.25	0.49
58:B1:255:LEU:HD23	58:B1:261:ALA:HB2	1.95	0.49
59:B2:9:LYS:HG2	59:B2:1171:ARG:HH12	1.77	0.49
59:B2:18:ARG:HE	59:B2:620:ASN:HA	1.77	0.49
51:1:519:U:H2'	51:1:520:G:C8	2.48	0.49

*Continued on next page...*

*Continued from previous page...*

Atom-1	Atom-2	Interatomic distance (Å)	Clash overlap (Å)
51:1:898:C:C2'	51:1:899:A:H5'	2.43	0.49
51:1:1534:U:H4'	51:1:1535:A:N1	2.27	0.49
51:1:1668:A:N3	51:1:1670:C:N4	2.60	0.49
51:1:2734:A:H2'	51:1:2735:G:C5'	2.42	0.49
53:3:927:G:O2'	53:3:1503:A:N7	2.38	0.49
31:f:87:GLN:NE2	31:f:129:GLU:OE2	2.46	0.49
51:1:121:G:H4'	51:1:149:A:H5'	1.95	0.49
51:1:554:U:O2'	51:1:555:G:H5'	2.13	0.49
51:1:1400:U:H2'	51:1:1401:G:H8	1.78	0.49
51:1:2298:A:O2'	51:1:2299:U:H5'	2.12	0.49
51:1:2329:U:H2'	51:1:2330:G:H8	1.78	0.49
51:1:2843:G:O2'	51:1:2844:G:H5'	2.13	0.49
53:3:768:A:N3	53:3:1512:U:O2'	2.46	0.49
53:3:890:G:O2'	53:3:906:A:N6	2.46	0.49
55:8:13:DT:OP2	58:B1:791:ALA:CB	2.59	0.49
58:B1:145:VAL:HG12	58:B1:184:ALA:HB1	1.94	0.49
12:L:2:ARG:NH2	53:3:933:G:O6	2.46	0.49
42:r:71:LYS:HA	42:r:90:ARG:HG2	1.95	0.49
48:x:1:SER:O	48:x:49:ARG:NH1	2.46	0.49
51:1:92:U:H2'	51:1:93:G:H5'	1.95	0.49
51:1:609:A:H2'	51:1:610:C:O4'	2.11	0.49
51:1:841:G:C2	51:1:938:G:C2	3.01	0.49
51:1:1266:G:O2'	51:1:2012:G:O6	2.25	0.49
51:1:1465:G:H2'	51:1:1466:U:O4'	2.13	0.49
51:1:1910:G:N2	51:1:1911:U:C2	2.81	0.49
51:1:2180:U:O2'	51:1:2181:U:H5'	2.13	0.49
51:1:2510:C:N4	51:1:2511:U:C4	2.81	0.49
51:1:2527:C:O2'	51:1:2528:U:H5'	2.13	0.49
57:A1:18:GLN:HA	57:A1:24:ALA:HA	1.94	0.49
58:B1:1371:ARG:HE	58:B1:1372:ARG:NH1	2.10	0.49
63:5:51:U:H2'	63:5:52:G:C8	2.48	0.49
9:I:153:ARG:NH2	53:3:435:A:N3	2.61	0.48
30:e:57:ALA:HB2	30:e:64:PRO:HD3	1.95	0.48
35:k:5:GLN:HE21	51:1:1668:A:H5''	1.78	0.48
40:p:59:THR:HG22	40:p:72:VAL:HG12	1.95	0.48
51:1:54:G:H2'	51:1:55:G:O4'	2.12	0.48
51:1:1111:A:H2'	51:1:1111:A:N3	2.28	0.48
51:1:1119:U:O2'	51:1:1120:G:H5'	2.13	0.48
51:1:2281:A:O2'	51:1:2282:G:H5'	2.13	0.48
55:8:14:DC:H2'	55:8:15:DC:C6	2.48	0.48
59:B2:533:LEU:HD13	59:B2:540:ARG:HH21	1.77	0.48

*Continued on next page...*

*Continued from previous page...*

Atom-1	Atom-2	Interatomic distance (Å)	Clash overlap (Å)
59:B2:896:THR:HB	59:B2:897:PRO:HD3	1.95	0.48
6:F:27:CYS:HG	6:F:33:HIS:HD1	1.53	0.48
14:N:10:ARG:NH2	53:3:1119:C:OP2	2.46	0.48
31:f:163:TYR:HB2	31:f:166:GLU:HB2	1.95	0.48
33:i:79:LEU:HD13	33:i:132:ALA:HB2	1.94	0.48
33:i:85:ILE:HD12	33:i:97:VAL:HG12	1.95	0.48
48:x:71:ARG:NH2	48:x:77:TYR:OH	2.42	0.48
51:1:360:U:H2'	51:1:361:G:C1'	2.43	0.48
51:1:1537:G:H3'	51:1:1537:G:N3	2.28	0.48
51:1:1645:G:H5''	51:1:1646:C:H5'	1.94	0.48
51:1:1871:A:H2'	51:1:1872:A:O4'	2.13	0.48
51:1:2367:G:O2'	51:1:2368:C:H5'	2.13	0.48
53:3:401:C:O2'	53:3:621:A:N3	2.45	0.48
40:p:2:ASN:HD21	51:1:2876:G:H4'	1.79	0.48
41:q:103:VAL:HA	41:q:106:THR:HG22	1.94	0.48
46:v:79:ARG:HA	46:v:86:LEU:HA	1.94	0.48
51:1:2126:A:H5'	51:1:2127:G:O5'	2.13	0.48
51:1:2214:C:H2'	51:1:2215:C:O4'	2.14	0.48
53:3:898:G:N2	53:3:901:A:OP2	2.46	0.48
58:B1:1261:LEU:HD12	58:B1:1304:ARG:HH21	1.78	0.48
13:M:83:ARG:NH2	53:3:587:G:OP1	2.44	0.48
27:b:156:SER:OG	27:b:157:ALA:N	2.44	0.48
42:r:68:ARG:O	42:r:90:ARG:NH2	2.46	0.48
45:u:88:ASP:OD1	45:u:88:ASP:N	2.43	0.48
49:y:16:THR:O	49:y:20:ASN:ND2	2.46	0.48
51:1:118:A:H2'	51:1:120:U:O4	2.13	0.48
51:1:481:G:C2'	51:1:482:A:OP2	2.61	0.48
51:1:553:G:H2'	51:1:554:U:O4'	2.13	0.48
57:A1:100:LEU:HB2	57:A1:144:ILE:HG23	1.94	0.48
12:L:41:ILE:HD11	53:3:1240:U:H5'	1.94	0.48
14:N:44:ARG:HG2	14:N:45:MET:HE2	1.95	0.48
15:O:58:ASN:ND2	53:3:1061:G:O2'	2.45	0.48
17:Q:110:LYS:HG3	17:Q:121:PRO:HG3	1.94	0.48
31:f:122:ALA:HB2	31:f:132:LEU:HD23	1.94	0.48
37:m:74:THR:HG21	37:m:86:LYS:HG2	1.94	0.48
39:o:15:ARG:NH2	52:2:8:C:OP1	2.47	0.48
44:t:70:HIS:N	44:t:73:ARG:O	2.44	0.48
51:1:67:U:H2'	51:1:68:G:H8	1.77	0.48
51:1:572:A:H8	51:1:572:A:O5'	1.97	0.48
51:1:1077:A:H8	51:1:1078:U:H1'	1.77	0.48
51:1:1536:C:H5''	51:1:1537:G:C4	2.48	0.48

*Continued on next page...*

*Continued from previous page...*

Atom-1	Atom-2	Interatomic distance (Å)	Clash overlap (Å)
51:1:1785:A:O2'	51:1:1786:A:H8	1.96	0.48
53:3:776:G:N2	53:3:802:A:OP2	2.39	0.48
53:3:1064:G:O2'	53:3:1190:G:N2	2.46	0.48
53:3:1223:C:H5'	53:3:1224:U:H5''	1.96	0.48
53:3:1266:G:N2	53:3:1269:A:OP2	2.29	0.48
58:B1:115:TRP:O	58:B1:1333:THR:HG21	2.13	0.48
58:B1:1347:LEU:HG	58:B1:1357:ILE:HG23	1.96	0.48
6:F:6:SER:O	6:F:6:SER:OG	2.31	0.48
26:Z:55:HIS:HA	26:Z:58:LYS:HD2	1.95	0.48
28:c:136:ASN:OD1	51:1:2579:C:O2'	2.32	0.48
51:1:415:A:H2'	51:1:416:U:C6	2.48	0.48
51:1:718:A:H2'	51:1:719:C:O4'	2.12	0.48
51:1:1257:C:O5'	51:1:1257:C:H6	1.97	0.48
51:1:1324:G:O2'	51:1:1326:U:OP2	2.29	0.48
53:3:880:C:H2'	53:3:881:G:H8	1.78	0.48
53:3:1531:A:O2'	53:3:1532:U:H5'	2.14	0.48
57:A1:182:ARG:O	57:A1:205:MET:HA	2.14	0.48
59:B2:363:LEU:HB3	59:B2:381:ALA:HB1	1.96	0.48
14:N:91:GLU:HA	14:N:94:ARG:HB2	1.94	0.48
17:Q:70:GLY:O	17:Q:107:LYS:NZ	2.44	0.48
17:Q:82:ARG:O	17:Q:95:HIS:N	2.47	0.48
21:U:18:GLN:HA	21:U:38:PHE:HA	1.95	0.48
51:1:107:G:O2'	51:1:108:G:H5'	2.14	0.48
51:1:129:C:H2'	51:1:130:C:H6	1.79	0.48
51:1:1437:C:H2'	51:1:1438:U:H6	1.78	0.48
51:1:2283:C:H2'	51:1:2284:A:O4'	2.11	0.48
51:1:2393:U:H2'	51:1:2394:C:H5'	1.94	0.48
51:1:2547:A:H61	51:1:2561:U:H3	1.62	0.48
59:B2:732:ILE:HD11	59:B2:769:PRO:HB3	1.95	0.48
14:N:86:LEU:HD12	14:N:97:LEU:HD11	1.95	0.48
16:P:96:ILE:HD13	16:P:109:ILE:HD13	1.94	0.48
29:d:143:LEU:HD13	29:d:146:VAL:HG11	1.94	0.48
51:1:214:G:H2'	51:1:215:G:C8	2.48	0.48
51:1:217:A:H2'	51:1:218:A:O4'	2.13	0.48
51:1:473:G:O2'	51:1:474:G:H5'	2.14	0.48
51:1:1087:G:O6	51:1:1089:A:C2	2.67	0.48
51:1:1409:U:H2'	51:1:1410:G:H8	1.76	0.48
51:1:1465:G:HO2'	51:1:1466:U:H5'	1.79	0.48
51:1:1807:G:C2'	51:1:1808:A:H5'	2.29	0.48
51:1:2649:C:O2'	51:1:2650:U:H5'	2.13	0.48
55:8:14:DC:H2'	55:8:15:DC:H6	1.79	0.48

*Continued on next page...*

*Continued from previous page...*

Atom-1	Atom-2	Interatomic distance (Å)	Clash overlap (Å)
58:B1:201:LEU:HD11	58:B1:220:ARG:HG2	1.95	0.48
45:u:39:ASN:HB3	45:u:62:ALA:HB3	1.95	0.48
51:1:706:A:H2'	51:1:707:G:H5'	1.95	0.48
51:1:1026:G:OP2	51:1:1134:A:H1'	2.13	0.48
51:1:1729:U:H5	51:1:1731:G:N2	2.12	0.48
51:1:2208:C:H2'	51:1:2209:G:C8	2.48	0.48
53:3:358:U:H2'	53:3:359:G:H8	1.78	0.48
58:B1:103:GLY:H	58:B1:244:VAL:HG22	1.79	0.48
58:B1:190:LYS:HB2	58:B1:190:LYS:HE3	1.41	0.48
59:B2:400:VAL:HG22	59:B2:584:TYR:HB3	1.96	0.48
7:G:129:THR:HB	7:G:132:GLU:HB2	1.96	0.48
51:1:476:G:H4'	51:1:502:A:N1	2.28	0.48
51:1:898:C:O2'	51:1:899:A:H5'	2.13	0.48
51:1:1387:A:C5'	51:1:1469:A:H1'	2.38	0.48
51:1:2050:C:N4	51:1:2051:A:C6	2.81	0.48
51:1:2895:G:H2'	51:1:2896:C:C6	2.49	0.48
53:3:19:A:O2'	53:3:572:A:N1	2.46	0.48
53:3:673:A:H2'	53:3:674:G:C8	2.49	0.48
53:3:780:A:N6	53:3:801:U:OP2	2.42	0.48
58:B1:395:LYS:NZ	58:B1:399:LYS:CE	2.77	0.48
58:B1:550:VAL:O	58:B1:569:LEU:HA	2.13	0.48
58:B1:968:ASN:HA	58:B1:1117:SER:HB2	1.96	0.48
59:B2:857:VAL:HG13	59:B2:919:ARG:HH21	1.78	0.48
64:7:50:U:H2'	64:7:51:C:C5	2.49	0.48
9:I:94:GLU:HG3	9:I:190:LEU:HD21	1.95	0.47
14:N:94:ARG:HG2	14:N:97:LEU:HD12	1.95	0.47
51:1:596:U:C2	51:1:662:G:N2	2.82	0.47
51:1:813:U:C2	51:1:1195:G:N2	2.82	0.47
51:1:1019:U:N3	51:1:1142:A:N6	2.57	0.47
51:1:1020:A:C1'	51:1:1021:A:OP2	2.61	0.47
51:1:1509:A:H2'	51:1:1510:G:C8	2.49	0.47
51:1:1742:U:O2'	51:1:1743:G:H5'	2.14	0.47
51:1:2016:U:O5'	51:1:2016:U:H6	1.97	0.47
58:B1:1146:GLU:OE2	58:B1:1310:THR:HG22	2.14	0.47
62:NG:161:SER:CA	62:NG:170:PRO:HA	2.43	0.47
65:h:6:5OH:N	65:h:6:5OH:CS	2.75	0.47
27:b:152:GLN:HB3	51:1:1818:U:N3	2.29	0.47
51:1:5:A:H2'	51:1:6:A:C8	2.49	0.47
51:1:852:U:H2'	51:1:853:C:C6	2.49	0.47
51:1:1117:C:H2'	51:1:1118:C:H6	1.78	0.47
51:1:1680:U:O2'	51:1:1681:G:H5'	2.13	0.47

*Continued on next page...*

*Continued from previous page...*

Atom-1	Atom-2	Interatomic distance (Å)	Clash overlap (Å)
51:1:2286:G:H21	51:1:2287:A:H61	1.62	0.47
51:1:2362:C:O5'	51:1:2362:C:H6	1.97	0.47
52:2:51:G:H22	52:2:53:A:H62	1.61	0.47
16:P:34:THR:OG1	16:P:35:ASP:N	2.47	0.47
29:d:149:ILE:HD11	29:d:172:ALA:HA	1.96	0.47
51:1:214:G:O2'	51:1:215:G:H5'	2.14	0.47
51:1:435:C:C2'	51:1:436:C:H5'	2.44	0.47
51:1:1400:U:H2'	51:1:1401:G:C8	2.50	0.47
51:1:1464:G:H2'	51:1:1465:G:H8	1.78	0.47
59:B2:517:GLN:HB3	59:B2:760:ASN:H	1.79	0.47
59:B2:786:GLY:N	59:B2:789:THR:OG1	2.41	0.47
12:L:79:VAL:HB	12:L:84:TYR:HD2	1.80	0.47
12:L:112:ASP:HB2	12:L:118:ARG:HG2	1.96	0.47
28:c:190:LYS:HE2	51:1:2729:G:H4'	1.95	0.47
33:i:8:VAL:HG21	33:i:26:ALA:HB1	1.96	0.47
33:i:54:ILE:HD12	33:i:73:PRO:HD3	1.95	0.47
33:i:79:LEU:HD21	33:i:105:LEU:HD21	1.96	0.47
38:n:100:CYS:H	38:n:111:ALA:HA	1.79	0.47
47:w:19:VAL:HA	47:w:34:VAL:HG22	1.96	0.47
51:1:40:U:H2'	51:1:41:C:H6	1.78	0.47
51:1:143:C:H2'	51:1:144:A:C8	2.49	0.47
51:1:149:A:H2'	51:1:150:U:C6	2.49	0.47
51:1:820:A:H2'	51:1:821:A:O4'	2.14	0.47
51:1:1389:G:C2	51:1:1390:U:C2	3.02	0.47
51:1:1463:C:H2'	51:1:1464:G:C8	2.49	0.47
51:1:1464:G:H2'	51:1:1465:G:C8	2.49	0.47
51:1:2098:U:H2'	51:1:2099:U:O4'	2.14	0.47
51:1:2149:U:H2'	51:1:2150:C:C6	2.49	0.47
51:1:2828:G:O2'	51:1:2829:A:H5'	2.13	0.47
57:A2:102:LEU:HD12	57:A2:115:ILE:HG12	1.96	0.47
58:B1:1036:ARG:HE	58:B1:1081:VAL:HG11	1.79	0.47
59:B2:565:GLU:HA	59:B2:569:ILE:HG12	1.95	0.47
1:A:37:CYS:O	1:A:41:HIS:N	2.45	0.47
12:L:107:ALA:HA	12:L:122:GLU:HG3	1.95	0.47
20:T:38:LEU:HD22	20:T:55:LEU:HD13	1.96	0.47
29:d:48:THR:OG1	29:d:49:ARG:N	2.47	0.47
31:f:16:VAL:HA	31:f:25:ILE:HG12	1.96	0.47
33:i:20:SER:HA	33:i:24:GLY:HA3	1.95	0.47
36:l:129:LYS:HG2	51:1:636:G:OP1	2.14	0.47
49:y:15:ASN:OD1	49:y:16:THR:N	2.48	0.47
51:1:877:A:O2'	51:1:878:A:H5''	2.14	0.47

*Continued on next page...*

*Continued from previous page...*

Atom-1	Atom-2	Interatomic distance (Å)	Clash overlap (Å)
51:1:1098:A:O2'	51:1:1099:G:H5'	2.15	0.47
51:1:1285:A:H2'	51:1:1286:A:H5'	1.96	0.47
51:1:2259:U:H2'	51:1:2260:C:O4'	2.15	0.47
51:1:2554:U:H2'	51:1:2555:U:O2	2.15	0.47
51:1:2899:A:H2'	51:1:2900:A:O4'	2.15	0.47
53:3:410:G:H21	53:3:432:A:H62	1.62	0.47
58:B1:29:MET:HG2	59:B2:1336:ASN:ND2	2.29	0.47
58:B1:633:ALA:HB2	59:B2:808:ASN:N	2.19	0.47
58:B1:809:VAL:HG21	58:B1:909:ILE:HG12	1.95	0.47
59:B2:836:LEU:HD13	59:B2:1054:LEU:HD13	1.95	0.47
59:B2:1314:GLN:HB2	60:W0:28:ARG:HH12	1.79	0.47
63:5:37:A:H3'	63:5:38:A:C8	2.49	0.47
9:I:171:GLU:HB3	9:I:180:THR:HG22	1.97	0.47
42:r:7:SER:OG	42:r:8:GLY:N	2.47	0.47
51:1:900:A:C2'	51:1:901:C:H5'	2.45	0.47
51:1:1219:U:O2'	51:1:1220:G:H5'	2.15	0.47
51:1:1267:U:H2'	51:1:1267:U:O2	2.14	0.47
51:1:1297:C:H2'	51:1:1298:C:H6	1.79	0.47
51:1:1491:G:H2'	51:1:1492:G:H8	1.80	0.47
51:1:2047:C:O5'	51:1:2047:C:H6	1.98	0.47
51:1:2155:U:H2'	51:1:2156:G:O4'	2.15	0.47
51:1:2298:A:C2'	51:1:2299:U:H5'	2.45	0.47
53:3:38:G:H22	53:3:397:A:H5'	1.78	0.47
58:B1:375:GLU:HB3	59:B2:1245:ALA:HB3	1.97	0.47
58:B1:891:ASP:OD2	58:B1:1290:ARG:NH2	2.47	0.47
63:5:29:G:H3'	63:5:30:G:C8	2.50	0.47
4:D:29:GLN:O	4:D:29:GLN:NE2	2.47	0.47
21:U:25:ARG:NH1	53:3:230:G:O2'	2.48	0.47
27:b:131:MET:HE2	27:b:187:CYS:HB2	1.96	0.47
31:f:100:ASN:OD1	31:f:100:ASN:N	2.47	0.47
32:g:8:LYS:HD3	32:g:14:SER:HA	1.95	0.47
32:g:47:PHE:HA	32:g:51:ARG:HB2	1.96	0.47
34:j:65:THR:HG22	51:1:1141:U:OP2	2.15	0.47
36:l:39:LYS:HG2	51:1:832:U:OP1	2.15	0.47
47:w:29:ALA:N	47:w:60:ASP:OD1	2.48	0.47
48:x:38:TRP:NE1	48:x:40:GLU:OE1	2.41	0.47
51:1:156:A:H2'	51:1:157:C:C6	2.50	0.47
51:1:297:G:H2'	51:1:298:G:O4'	2.14	0.47
51:1:555:G:O2'	51:1:556:A:H8	1.96	0.47
51:1:708:G:H2'	51:1:709:U:C6	2.50	0.47
51:1:712:G:H2'	51:1:713:G:H5'	1.96	0.47

*Continued on next page...*

*Continued from previous page...*

Atom-1	Atom-2	Interatomic distance (Å)	Clash overlap (Å)
51:1:1036:G:O2'	51:1:1037:G:H5'	2.15	0.47
51:1:1435:G:O2'	51:1:1436:G:H5'	2.15	0.47
51:1:2156:G:C3'	51:1:2157:G:H5'	2.44	0.47
51:1:2194:U:O2'	51:1:2195:U:H5'	2.15	0.47
51:1:2445:G:C6	51:1:2446:G:C6	3.02	0.47
51:1:2626:C:H2'	51:1:2627:G:H8	1.80	0.47
51:1:2679:A:O2'	51:1:2680:U:H5'	2.15	0.47
53:3:1305:G:N2	53:3:1331:G:H2'	2.29	0.47
63:5:50:U:H2'	63:5:51:U:C6	2.49	0.47
3:C:13:SER:OG	3:C:47:ILE:O	2.27	0.47
5:E:5:THR:HG22	5:E:62:PRO:HD2	1.97	0.47
12:L:149:ALA:HB1	16:P:58:THR:HG21	1.97	0.47
18:R:15:VAL:HG11	18:R:30:LYS:HG2	1.97	0.47
27:b:184:GLU:HG3	27:b:186:ASP:H	1.80	0.47
29:d:119:ILE:HB	29:d:187:VAL:HG12	1.96	0.47
31:f:87:GLN:HB3	31:f:162:ARG:HG3	1.97	0.47
45:u:6:ARG:HB2	51:1:85:G:P	2.55	0.47
51:1:762:U:N3	51:1:1431:A:OP1	2.47	0.47
51:1:854:C:H2'	51:1:855:G:H8	1.79	0.47
51:1:1090:A:C2	51:1:1102:C:H1'	2.50	0.47
51:1:1105:U:H2'	51:1:1106:G:H8	1.80	0.47
51:1:1873:G:O2'	51:1:1874:C:H5'	2.15	0.47
51:1:1874:C:H2'	51:1:1875:G:O4'	2.15	0.47
51:1:2295:C:O2'	51:1:2296:U:H5'	2.15	0.47
51:1:2563:U:H2'	51:1:2565:A:OP2	2.15	0.47
54:4:3:G:H1	64:6:34:C:H42	1.63	0.47
59:B2:898:GLU:H	59:B2:898:GLU:HG3	1.46	0.47
46:v:26:PHE:HE2	46:v:89:ILE:HG13	1.80	0.47
51:1:554:U:C2'	51:1:555:G:H5'	2.45	0.47
51:1:1068:G:H2'	51:1:1069:A:H4'	1.96	0.47
51:1:1090:A:H61	51:1:1101:U:H3	1.62	0.47
51:1:1141:U:H4'	51:1:1142:A:C1'	2.45	0.47
51:1:1702:G:H2'	51:1:1703:G:C5'	2.35	0.47
51:1:1768:C:H42	51:1:1984:G:H1	1.62	0.47
51:1:1927:A:H2'	51:1:1928:A:C8	2.50	0.47
53:3:517:G:N2	53:3:533:A:OP2	2.34	0.47
57:A2:294:ASN:HA	61:NA:464:ILE:N	2.28	0.47
59:B2:1286:THR:O	59:B2:1290:MET:HB2	2.14	0.47
11:K:10:VAL:HG23	11:K:58:HIS:HB3	1.97	0.47
12:L:142:ARG:HA	12:L:145:GLU:HG3	1.97	0.47
31:f:29:ASN:ND2	31:f:80:GLU:O	2.48	0.47

*Continued on next page...*

*Continued from previous page...*

Atom-1	Atom-2	Interatomic distance (Å)	Clash overlap (Å)
31:f:88:LEU:HD21	31:f:104:LEU:HD23	1.97	0.47
51:1:30:G:C5	51:1:31:C:C4	3.03	0.47
51:1:538:A:O2'	51:1:539:G:H5'	2.14	0.47
51:1:848:C:H2'	51:1:849:A:H8	1.80	0.47
51:1:859:G:C2'	51:1:860:U:OP2	2.62	0.47
51:1:1536:C:H5''	51:1:1537:G:C5	2.50	0.47
51:1:1922:G:H2'	51:1:1923:U:C6	2.50	0.47
51:1:1922:G:O2'	51:1:1923:U:H5'	2.15	0.47
51:1:2241:A:H2'	51:1:2242:G:C8	2.50	0.47
51:1:2395:C:H2'	51:1:2396:G:O4'	2.15	0.47
53:3:512:U:H2'	53:3:513:C:C6	2.50	0.47
53:3:1225:A:H2'	53:3:1225:A:N3	2.29	0.47
58:B1:209:ASN:HA	58:B1:214:ARG:NH2	2.30	0.47
59:B2:689:ALA:HB2	59:B2:1233:LEU:HD23	1.97	0.47
64:7:48:C:H5''	64:7:50:U:OP1	2.15	0.47
8:H:171:ARG:HG2	8:H:173:PRO:HD3	1.96	0.46
9:I:159:GLU:HA	9:I:162:GLU:HB2	1.97	0.46
19:S:32:ASP:O	19:S:34:ASN:ND2	2.48	0.46
27:b:145:MET:HE1	51:1:1800:C:H2'	1.98	0.46
39:o:68:LYS:HE3	52:2:49:C:H5''	1.97	0.46
51:1:551:G:O2'	51:1:552:U:H5'	2.15	0.46
51:1:979:A:H2'	51:1:982:C:H42	1.80	0.46
51:1:1367:A:H3'	51:1:1368:G:O4'	2.15	0.46
51:1:1913:A:C8	53:3:1494:G:H4'	2.50	0.46
51:1:2180:U:H2'	51:1:2181:U:O4'	2.14	0.46
51:1:2455:G:C6	51:1:2456:C:N4	2.83	0.46
58:B1:352:ARG:HB2	59:B2:1268:GLN:NE2	2.30	0.46
58:B1:526:VAL:HG12	58:B1:549:LYS:HB2	1.96	0.46
58:B1:842:ARG:HH22	58:B1:1250:ASP:HB2	1.80	0.46
58:B1:1027:VAL:HB	58:B1:1121:LEU:HB2	1.95	0.46
58:B1:1167:LYS:NZ	58:B1:1170:LYS:HB2	2.30	0.46
58:B1:1361:THR:OG1	59:B2:1282:GLY:O	2.28	0.46
59:B2:28:LEU:HD21	59:B2:524:ILE:HG13	1.97	0.46
12:L:137:ARG:NH1	12:L:138:GLU:OE2	2.48	0.46
14:N:11:ARG:NH2	53:3:1347:G:O6	2.49	0.46
24:X:32:THR:OG1	24:X:49:ALA:O	2.31	0.46
26:Z:29:ALA:O	26:Z:32:ARG:NH1	2.49	0.46
51:1:275:C:C3'	51:1:276:U:H5''	2.40	0.46
51:1:283:G:C2'	51:1:284:U:H5'	2.45	0.46
51:1:686:U:H6	51:1:788:A:H61	1.61	0.46
51:1:1146:C:O2'	51:1:1147:A:H5'	2.16	0.46

*Continued on next page...*

*Continued from previous page...*

Atom-1	Atom-2	Interatomic distance (Å)	Clash overlap (Å)
51:1:1209:U:O3'	51:1:1212:G:H5'	2.15	0.46
51:1:1480:C:H2'	51:1:1481:U:C6	2.49	0.46
53:3:617:G:H1	53:3:623:C:H42	1.63	0.46
58:B1:420:PRO:HA	58:B1:437:PHE:O	2.15	0.46
58:B1:1357:ILE:HD13	59:B2:1279:GLU:HG2	1.97	0.46
59:B2:103:VAL:HG12	59:B2:117:ILE:HG22	1.97	0.46
59:B2:230:PHE:HB2	59:B2:333:ILE:HB	1.98	0.46
31:f:90:GLY:HA2	31:f:159:LYS:HG2	1.98	0.46
48:x:14:GLY:HA3	48:x:28:PHE:HE1	1.81	0.46
51:1:93:G:O2'	51:1:94:A:H5'	2.16	0.46
51:1:555:G:HO2'	51:1:556:A:H8	1.61	0.46
51:1:1067:A:H2'	51:1:1068:G:C8	2.49	0.46
51:1:1517:G:O2'	51:1:1518:C:H5'	2.15	0.46
51:1:1528:A:H2'	51:1:1529:G:C5'	2.45	0.46
51:1:1851:U:OP1	64:7:4:G:H4'	2.15	0.46
51:1:2294:G:O2'	51:1:2295:C:H5'	2.15	0.46
51:1:2315:G:H2'	51:1:2316:G:H8	1.80	0.46
53:3:1035:A:H1'	53:3:1036:A:O5'	2.16	0.46
53:3:1200:C:H5''	53:3:1201:A:H3'	1.97	0.46
58:B1:385:LEU:HD23	58:B1:390:LEU:HB2	1.98	0.46
58:B1:833:GLU:N	58:B1:1242:ARG:HH12	2.12	0.46
58:B1:1219:ASP:O	58:B1:1223:LEU:HB2	2.15	0.46
59:B2:1311:GLY:O	60:W0:31:GLN:NE2	2.47	0.46
17:Q:70:GLY:O	17:Q:98:ARG:NH2	2.47	0.46
17:Q:72:ASN:HD21	17:Q:103:CYS:HA	1.81	0.46
33:i:115:ASP:OD2	51:1:1059:G:H4'	2.14	0.46
51:1:389:G:O2'	51:1:390:U:H5'	2.15	0.46
51:1:569:U:H1'	51:1:947:A:O4'	2.16	0.46
51:1:570:G:H5'	51:1:983:A:C2	2.51	0.46
51:1:1516:G:O2'	51:1:1517:G:H5'	2.15	0.46
51:1:1726:C:H2'	51:1:1727:C:C6	2.50	0.46
58:B1:128:LEU:HD21	58:B1:188:LEU:HB3	1.97	0.46
63:5:8:U:H2'	63:5:13:C:N4	2.30	0.46
20:T:37:HIS:HD2	20:T:38:LEU:HD12	1.80	0.46
31:f:1:SER:HA	51:1:2749:A:OP1	2.15	0.46
34:j:2:LYS:HA	51:1:995:C:C4	2.50	0.46
35:k:47:ILE:HG22	35:k:49:ARG:H	1.80	0.46
51:1:289:G:H2'	51:1:290:U:C6	2.50	0.46
51:1:438:G:O2'	51:1:439:A:H5'	2.16	0.46
51:1:2360:G:H2'	51:1:2361:G:C5'	2.40	0.46
51:1:2625:G:H2'	51:1:2626:C:H6	1.76	0.46

*Continued on next page...*

*Continued from previous page...*

Atom-1	Atom-2	Interatomic distance (Å)	Clash overlap (Å)
58:B1:198:CYS:HA	58:B1:221:ILE:CD1	2.45	0.46
2:B:27:LEU:HD23	2:B:27:LEU:HA	1.84	0.46
28:c:170:VAL:HG21	51:1:2679:A:H5'	1.97	0.46
51:1:28:A:O2'	51:1:29:U:H5'	2.16	0.46
51:1:466:A:H2'	51:1:467:G:C5'	2.44	0.46
51:1:688:U:H5'	51:1:1780:A:C2	2.51	0.46
51:1:848:C:H2'	51:1:849:A:C8	2.51	0.46
51:1:1923:U:O2'	51:1:1924:C:H5'	2.16	0.46
51:1:2329:U:H2'	51:1:2330:G:C8	2.51	0.46
51:1:2743:U:H2'	51:1:2744:G:O4'	2.16	0.46
52:2:39:A:O2'	52:2:46:A:N1	2.47	0.46
57:A1:35:PHE:HA	57:A1:38:THR:HG22	1.97	0.46
57:A1:59:VAL:HG22	57:A1:144:ILE:HA	1.97	0.46
58:B1:1150:PRO:HG3	58:B1:1214:PRO:HB2	1.97	0.46
62:NG:135:ARG:O	62:NG:178:VAL:HA	2.16	0.46
10:J:73:VAL:HG11	10:J:143:LEU:HB3	1.98	0.46
11:K:5:GLU:HB2	11:K:90:MET:HB2	1.98	0.46
16:P:127:ARG:HB2	26:Z:34:ARG:HH22	1.81	0.46
17:Q:23:LEU:HD12	17:Q:29:LYS:HD2	1.97	0.46
18:R:7:ASN:HD22	18:R:20:SER:HB2	1.80	0.46
36:l:69:ARG:NH1	51:1:2406:A:C2	2.84	0.46
51:1:44:A:H2'	51:1:45:G:O4'	2.15	0.46
51:1:536:G:H2'	51:1:537:G:C5'	2.43	0.46
51:1:1344:U:H3'	51:1:1345:C:H5'	1.97	0.46
51:1:1572:A:H2'	51:1:1573:G:O4'	2.16	0.46
51:1:2247:A:H2'	51:1:2248:C:H6	1.81	0.46
51:1:2290:G:O2'	51:1:2291:U:H5'	2.16	0.46
51:1:2858:C:H2'	51:1:2859:G:O4'	2.15	0.46
55:8:20:DA:H4'	59:B2:143:ARG:NH1	2.31	0.46
58:B1:79:LYS:NZ	61:NA:141:VAL:CB	2.79	0.46
58:B1:109:SER:HB2	58:B1:296:LYS:HG2	1.98	0.46
59:B2:207:THR:OG1	59:B2:354:ASP:OD2	2.32	0.46
60:W0:25:ARG:NH1	60:W0:61:ASN:OD1	2.49	0.46
64:6:21:A:H62	64:6:47:U:H1'	1.81	0.46
11:K:75:GLU:O	11:K:79:ARG:N	2.47	0.46
15:O:100:ILE:O	62:NG:170:PRO:O	2.34	0.46
33:i:109:ALA:HA	33:i:112:LYS:HB2	1.98	0.46
51:1:1173:U:C6	51:1:1174:U:H1'	2.51	0.46
51:1:1381:G:H2'	51:1:1382:G:H5'	1.98	0.46
51:1:2496:C:H2'	51:1:2497:A:O4'	2.16	0.46
58:B1:141:PHE:HE2	58:B1:296:LYS:CB	2.23	0.46

*Continued on next page...*

*Continued from previous page...*

Atom-1	Atom-2	Interatomic distance (Å)	Clash overlap (Å)
58:B1:1221:LEU:HD22	58:B1:1306:LEU:HB2	1.96	0.46
8:H:152:VAL:HG12	8:H:197:VAL:HG22	1.98	0.46
17:Q:40:THR:HG21	65:h:6:5OH:HOS	1.79	0.46
18:R:97:ARG:HB2	18:R:99:GLN:HE22	1.81	0.46
28:c:4:LEU:HD11	28:c:100:LEU:HD21	1.98	0.46
35:k:70:ARG:NH1	51:1:2684:U:O4'	2.49	0.46
37:m:34:LYS:N	37:m:129:THR:O	2.47	0.46
39:o:29:HIS:HB3	39:o:36:TYR:HB2	1.98	0.46
43:s:72:THR:OG1	43:s:73:LYS:N	2.48	0.46
51:1:338:G:O2'	51:1:339:U:H5'	2.14	0.46
51:1:409:G:H2'	51:1:410:G:C8	2.51	0.46
51:1:595:C:C2	51:1:596:U:C5	3.04	0.46
51:1:637:A:C6	51:1:652:U:H4'	2.50	0.46
51:1:853:C:O2'	51:1:854:C:H5'	2.16	0.46
51:1:1287:A:O2'	51:1:1288:G:H5'	2.16	0.46
51:1:2581:G:H2'	51:1:2581:G:N3	2.30	0.46
51:1:2813:A:O2'	51:1:2814:A:H5'	2.15	0.46
53:3:459:A:H2'	53:3:460:A:C8	2.50	0.46
58:B1:395:LYS:HE3	58:B1:395:LYS:HB3	1.45	0.46
58:B1:1060:VAL:HG13	58:B1:1106:ILE:HG12	1.97	0.46
59:B2:735:LYS:HA	59:B2:748:ILE:HG22	1.97	0.46
63:5:26:A:H61	63:5:44:G:H22	1.64	0.46
9:I:114:ARG:HA	9:I:117:VAL:HG22	1.98	0.46
31:f:175:LYS:HD3	31:f:175:LYS:HA	1.70	0.46
51:1:438:G:H2'	51:1:439:A:C8	2.51	0.46
51:1:540:C:O2'	51:1:541:A:H5'	2.16	0.46
51:1:1087:G:H22	51:1:1103:A:H1'	1.75	0.46
51:1:1183:U:H2'	51:1:1184:U:H6	1.80	0.46
51:1:2030:A:N3	51:1:2499:C:H5''	2.31	0.46
55:8:1:DC:H2''	55:8:2:DC:C6	2.51	0.46
63:5:6:G:H2'	63:5:7:A:C8	2.51	0.46
9:I:173:ASP:HB3	9:I:178:GLU:HB3	1.98	0.45
19:S:58:ARG:HH21	53:3:980:C:H4'	1.81	0.45
29:d:132:LYS:HG2	29:d:136:GLN:HE22	1.81	0.45
51:1:239:C:H2'	51:1:240:C:O4'	2.16	0.45
51:1:342:A:H2'	51:1:343:C:O4'	2.16	0.45
51:1:360:U:H2'	51:1:361:G:H1'	1.99	0.45
51:1:607:U:O4	51:1:620:G:H5'	2.17	0.45
51:1:1117:C:H2'	51:1:1118:C:C6	2.50	0.45
51:1:1486:U:O2'	51:1:1487:U:H5'	2.14	0.45
51:1:1574:C:H2'	51:1:1575:C:C6	2.50	0.45

*Continued on next page...*

*Continued from previous page...*

Atom-1	Atom-2	Interatomic distance (Å)	Clash overlap (Å)
51:1:1710:G:H2'	51:1:1711:A:C8	2.51	0.45
51:1:2141:G:H1	51:1:2151:U:H3	1.63	0.45
51:1:2528:U:O2'	51:1:2529:G:H3'	2.16	0.45
51:1:2636:C:O2'	51:1:2637:U:H5'	2.16	0.45
51:1:2642:G:O5'	51:1:2642:G:H8	1.98	0.45
51:1:2651:C:H2'	51:1:2652:C:H6	1.81	0.45
53:3:112:G:N2	53:3:354:G:O5'	2.49	0.45
58:B1:115:TRP:HB3	58:B1:1333:THR:CG2	2.46	0.45
58:B1:343:LEU:HD11	58:B1:1324:SER:HB3	1.98	0.45
59:B2:24:VAL:HG11	59:B2:704:MET:HE1	1.98	0.45
59:B2:712:SER:OG	59:B2:713:GLY:N	2.49	0.45
2:B:8:THR:OG1	2:B:9:ARG:N	2.49	0.45
2:B:31:LYS:HG2	51:1:2885:G:N2	2.31	0.45
6:F:33:HIS:O	6:F:34:LYS:C	2.59	0.45
9:I:93:LEU:O	9:I:99:ASN:ND2	2.39	0.45
11:K:3:HIS:HA	11:K:65:GLU:HA	1.97	0.45
28:c:151:THR:O	51:1:1130:U:C4	2.70	0.45
34:j:108:MET:CE	51:1:1138:G:H21	2.29	0.45
35:k:121:GLU:HG2	35:k:122:VAL:HG23	1.97	0.45
51:1:290:U:O2'	51:1:291:G:H5'	2.16	0.45
51:1:1034:G:C5	51:1:1035:U:C4	3.04	0.45
51:1:1412:U:H2'	51:1:1413:A:H8	1.81	0.45
51:1:1520:U:H2'	51:1:1521:G:O4'	2.16	0.45
51:1:1923:U:H5''	64:6:24:U:O2'	2.16	0.45
51:1:2101:A:H2'	51:1:2102:G:H8	1.81	0.45
51:1:2122:U:H2'	51:1:2123:G:O4'	2.16	0.45
51:1:2339:C:H2'	51:1:2340:A:H8	1.82	0.45
51:1:2844:G:H2'	51:1:2845:U:O4'	2.16	0.45
53:3:618:C:N4	53:3:621:A:OP2	2.49	0.45
57:A1:185:TYR:HA	57:A1:202:VAL:O	2.16	0.45
57:A2:80:GLU:HG3	59:B2:694:ARG:HH22	1.82	0.45
58:B1:108:ALA:HB1	58:B1:279:LEU:HD22	1.96	0.45
58:B1:484:MET:CE	59:B2:1278:LEU:HD21	2.47	0.45
59:B2:176:ILE:HD11	59:B2:428:VAL:HG21	1.98	0.45
59:B2:318:SER:OG	59:B2:320:ASP:OD1	2.31	0.45
63:5:22:G:H2'	63:5:23:A:C8	2.51	0.45
7:G:166:ASP:HB3	7:G:190:SER:HB2	1.99	0.45
23:W:33:THR:OG1	23:W:34:GLU:N	2.49	0.45
29:d:136:GLN:HA	29:d:139:LYS:HE2	1.99	0.45
33:i:112:LYS:HD2	33:i:128:ILE:HD12	1.97	0.45
51:1:6:A:H2'	51:1:7:G:C8	2.52	0.45

*Continued on next page...*

*Continued from previous page...*

Atom-1	Atom-2	Interatomic distance (Å)	Clash overlap (Å)
51:1:367:G:O2'	51:1:368:A:H5'	2.17	0.45
51:1:1140:C:H2'	51:1:1141:U:H5'	1.98	0.45
51:1:1766:G:C2'	51:1:1767:G:H5'	2.45	0.45
51:1:1863:G:H2'	51:1:1864:U:C6	2.51	0.45
51:1:2661:G:O2'	51:1:2662:A:H5'	2.16	0.45
53:3:1253:G:H2'	53:3:1254:A:C8	2.52	0.45
58:B1:43:THR:HG22	58:B1:57:PHE:HE1	1.80	0.45
58:B1:375:GLU:O	59:B2:1247:SER:HB3	2.16	0.45
59:B2:909:LYS:HD3	59:B2:909:LYS:HA	1.44	0.45
9:I:13:ARG:NH1	53:3:542:G:O3'	2.50	0.45
12:L:142:ARG:HH21	64:7:42:G:H4'	1.81	0.45
32:g:1:MET:HE3	32:g:1:MET:HB3	1.77	0.45
42:r:38:VAL:HG13	42:r:54:VAL:HG12	1.99	0.45
43:s:82:MET:HE1	51:1:1322:A:H5''	1.98	0.45
51:1:519:U:C2	51:1:520:G:C8	3.03	0.45
51:1:1049:C:C2'	51:1:1050:A:H5'	2.47	0.45
51:1:1210:G:P	51:1:1212:G:H5'	2.56	0.45
51:1:1488:C:H2'	51:1:1489:C:C6	2.51	0.45
51:1:1869:G:H3'	51:1:1870:C:C5'	2.38	0.45
51:1:1930:G:HO2'	51:1:1931:U:P	2.38	0.45
51:1:2085:U:O2'	51:1:2086:U:H5'	2.16	0.45
51:1:2350:C:H2'	51:1:2351:G:O4'	2.16	0.45
51:1:2648:G:C2	51:1:2649:C:C2	3.04	0.45
58:B1:68:TYR:HB3	58:B1:75:TYR:HE2	1.81	0.45
59:B2:905:ILE:HG23	59:B2:906:PHE:H	1.80	0.45
64:7:7:G:H3'	64:7:49:G:OP2	2.16	0.45
7:G:18:GLN:HG3	7:G:189:ASN:CB	2.41	0.45
14:N:40:ARG:NH2	53:3:1291:U:O3'	2.38	0.45
16:P:124:LYS:HB3	26:Z:34:ARG:HB3	1.98	0.45
22:V:11:VAL:HG13	22:V:58:VAL:HG21	1.98	0.45
34:j:85:LYS:NZ	51:1:2768:U:OP1	2.49	0.45
35:k:5:GLN:NE2	51:1:1668:A:H5''	2.31	0.45
48:x:30:PRO:HG2	48:x:32:LEU:HD11	1.98	0.45
51:1:707:G:C2'	51:1:708:G:H5'	2.47	0.45
51:1:1550:C:O2'	51:1:1551:A:H5'	2.17	0.45
51:1:2364:C:O2'	51:1:2365:G:H5'	2.17	0.45
51:1:2783:U:H2'	51:1:2784:U:C6	2.51	0.45
55:8:13:DT:C6	58:B1:791:ALA:HA	2.51	0.45
58:B1:282:LEU:HA	58:B1:282:LEU:HD12	1.79	0.45
58:B1:770:LEU:HD13	59:B2:618:GLN:CD	2.42	0.45
59:B2:557:ARG:NH2	59:B2:607:SER:O	2.50	0.45

*Continued on next page...*

*Continued from previous page...*

Atom-1	Atom-2	Interatomic distance (Å)	Clash overlap (Å)
59:B2:1002:LEU:HD21	59:B2:1007:LYS:HB2	1.98	0.45
59:B2:1314:GLN:HA	60:W0:28:ARG:HH22	1.80	0.45
63:5:49:C:H2'	63:5:50:U:C6	2.52	0.45
4:D:12:ARG:NH1	51:1:465:G:OP1	2.49	0.45
7:G:65:LYS:HG2	7:G:153:MET:HG3	1.98	0.45
7:G:172:ILE:O	7:G:176:ASN:ND2	2.50	0.45
8:H:5:HIS:CE1	8:H:7:ASN:HB3	2.51	0.45
22:V:10:ARG:NE	22:V:55:GLY:O	2.48	0.45
31:f:133:LYS:NZ	31:f:134:GLY:O	2.44	0.45
33:i:135:MET:CE	51:1:1062:G:H21	2.30	0.45
37:m:96:ILE:HD13	37:m:96:ILE:HA	1.82	0.45
51:1:355:U:H6	51:1:355:U:O5'	1.99	0.45
51:1:1239:G:O2'	51:1:1240:U:H5'	2.17	0.45
51:1:2137:U:H2'	51:1:2138:G:C8	2.50	0.45
53:3:1376:U:H2'	53:3:1377:A:C8	2.52	0.45
58:B1:772:TYR:HE2	59:B2:561:ILE:HG21	1.80	0.45
59:B2:674:ASP:OD2	59:B2:1070:HIS:ND1	2.50	0.45
10:J:101:GLY:H	10:J:121:ASN:HB3	1.82	0.45
29:d:32:VAL:HG21	36:l:6:LEU:HD13	1.99	0.45
33:i:10:LEU:HD21	33:i:27:LEU:HD21	1.99	0.45
50:z:30:ARG:HG2	50:z:33:HIS:HB2	1.99	0.45
51:1:639:U:H2'	51:1:640:C:C6	2.52	0.45
51:1:654:A:N3	51:1:654:A:H5''	2.31	0.45
51:1:1140:C:C2'	51:1:1141:U:H5'	2.47	0.45
51:1:1952:A:H2'	51:1:1953:A:C8	2.51	0.45
51:1:2201:G:H2'	51:1:2202:U:O4'	2.17	0.45
51:1:2849:U:H4'	51:1:2868:A:C2	2.51	0.45
51:1:2889:C:O2'	51:1:2890:G:H5'	2.17	0.45
53:3:647:C:H2'	53:3:648:A:H8	1.81	0.45
57:A1:231:PHE:O	57:A2:218:ARG:NH1	2.49	0.45
58:B1:141:PHE:CE2	58:B1:296:LYS:CB	2.94	0.45
63:5:8:U:H2'	63:5:13:C:H41	1.81	0.45
64:6:46:G:H5''	64:6:47:U:OP2	2.17	0.45
19:S:44:VAL:O	19:S:48:GLN:NE2	2.50	0.45
27:b:1:ALA:N	27:b:19:VAL:O	2.41	0.45
47:w:37:ARG:HA	47:w:37:ARG:HD3	1.70	0.45
51:1:111:A:O2'	51:1:112:U:H5'	2.17	0.45
51:1:195:A:H3'	51:1:196:A:H4'	1.98	0.45
51:1:198:C:N4	51:1:248:G:H1	2.14	0.45
51:1:395:U:H2'	51:1:396:G:C8	2.52	0.45
51:1:1170:C:H2'	51:1:1171:G:C8	2.51	0.45

*Continued on next page...*

*Continued from previous page...*

Atom-1	Atom-2	Interatomic distance (Å)	Clash overlap (Å)
51:1:1288:G:C5	51:1:1327:A:C2	3.04	0.45
51:1:1680:U:C2'	51:1:1681:G:H5'	2.47	0.45
51:1:1868:C:H2'	51:1:1869:G:C8	2.52	0.45
51:1:2204:G:H2'	51:1:2205:A:H8	1.81	0.45
51:1:2241:A:H2'	51:1:2242:G:H8	1.82	0.45
51:1:2312:U:O2'	51:1:2313:C:H5'	2.17	0.45
53:3:1498:U:H4'	53:3:1519:A:H2	1.82	0.45
58:B1:202:ARG:HH11	58:B1:202:ARG:CG	2.14	0.45
58:B1:926:PRO:HB2	58:B1:1241:TYR:HE1	1.82	0.45
9:I:120:LYS:HG2	9:I:130:ASN:HB3	1.98	0.45
14:N:104:THR:HG23	53:3:1180:A:H5'	1.99	0.45
16:P:35:ASP:OD1	16:P:39:ASN:N	2.50	0.45
31:f:106:LEU:O	31:f:151:ARG:NH2	2.38	0.45
40:p:92:ARG:H	40:p:92:ARG:HG2	1.60	0.45
51:1:167:A:H2'	51:1:168:G:O4'	2.16	0.45
51:1:432:A:O2'	51:1:433:C:H5'	2.17	0.45
51:1:1832:C:O5'	51:1:1832:C:H6	2.00	0.45
53:3:158:G:N2	53:3:163:C:O2	2.36	0.45
53:3:1200:C:O2'	53:3:1205:U:O4	2.34	0.45
57:A2:64:VAL:HG11	57:A2:78:ILE:HG21	1.97	0.45
58:B1:33:TRP:HZ2	59:B2:1336:ASN:OD1	2.00	0.45
58:B1:472:LEU:CD1	59:B2:1294:LYS:HG2	2.47	0.45
58:B1:1227:HIS:HA	58:B1:1230:THR:HG22	1.99	0.45
5:E:48:MET:HE3	5:E:48:MET:HB3	1.86	0.45
51:1:1020:A:C2	51:1:1141:U:C2	3.05	0.45
51:1:2047:C:O2'	51:1:2048:G:H5'	2.16	0.45
51:1:2658:C:H2'	51:1:2659:G:O4'	2.16	0.45
51:1:2741:A:H2'	51:1:2742:G:H5'	1.98	0.45
58:B1:75:TYR:CD2	58:B1:75:TYR:O	2.70	0.45
58:B1:201:LEU:CD1	58:B1:224:LEU:HD12	2.46	0.45
58:B1:287:ALA:HB1	58:B1:288:PRO:HD2	1.99	0.45
58:B1:847:ASP:N	58:B1:847:ASP:OD1	2.49	0.45
63:5:70:G:H2'	63:5:71:G:C8	2.51	0.45
65:h:2:DPP:NG	65:h:3:SER:N	2.65	0.45
2:B:4:GLN:HG3	51:1:2054:A:C2	2.52	0.44
44:t:34:VAL:HG21	44:t:43:ILE:HD11	1.99	0.44
49:y:6:LEU:HD13	49:y:56:LEU:HD22	1.98	0.44
51:1:893:C:H2'	51:1:894:U:O4'	2.17	0.44
51:1:1500:G:O2'	51:1:1501:G:H5'	2.17	0.44
51:1:1800:C:O2	51:1:1802:A:C8	2.70	0.44
51:1:1866:A:H2'	51:1:1867:G:O4'	2.16	0.44

*Continued on next page...*

*Continued from previous page...*

Atom-1	Atom-2	Interatomic distance (Å)	Clash overlap (Å)
51:1:2717:C:N3	51:1:2718:G:N7	2.65	0.44
58:B1:76:LYS:NZ	58:B1:76:LYS:HB3	2.33	0.44
58:B1:161:THR:H	58:B1:164:GLN:HB2	1.82	0.44
58:B1:213:LYS:CA	58:B1:213:LYS:HE3	2.47	0.44
12:L:113:LYS:HB3	53:3:1297:G:H21	1.82	0.44
15:O:29:ALA:HB2	15:O:87:LEU:HD11	1.99	0.44
17:Q:45:ASN:ND2	17:Q:88:ASP:OD2	2.39	0.44
40:p:88:ARG:HH11	40:p:114:ASN:HD21	1.65	0.44
41:q:82:LEU:HD22	41:q:87:VAL:HB	1.98	0.44
51:1:107:G:H2'	51:1:108:G:H8	1.82	0.44
51:1:336:C:O2'	51:1:337:C:H5'	2.18	0.44
51:1:1199:U:H2'	51:1:1200:C:C6	2.52	0.44
51:1:1715:G:HO2'	51:1:1716:U:H6	1.61	0.44
51:1:2402:U:O2'	51:1:2403:C:H3'	2.17	0.44
51:1:2869:G:H2'	51:1:2870:C:O4'	2.17	0.44
53:3:477:C:H2'	53:3:478:A:C8	2.52	0.44
57:A1:212:ASP:OD1	57:A1:212:ASP:N	2.48	0.44
58:B1:62:PHE:N	58:B1:62:PHE:CD1	2.86	0.44
58:B1:67:ASP:OD1	58:B1:67:ASP:O	2.35	0.44
58:B1:388:ARG:HG2	58:B1:388:ARG:NH1	2.32	0.44
58:B1:1079:LYS:HD3	58:B1:1098:GLN:HB3	2.00	0.44
7:G:142:LYS:NZ	53:3:1098:C:OP1	2.49	0.44
8:H:5:HIS:HE1	8:H:7:ASN:HB3	1.82	0.44
10:J:28:ARG:NH2	53:3:1397:C:OP2	2.38	0.44
14:N:84:ARG:NH2	53:3:1119:C:OP1	2.48	0.44
16:P:17:ASP:OD1	16:P:17:ASP:N	2.44	0.44
30:e:122:ASP:OD2	30:e:126:ASN:ND2	2.42	0.44
33:i:9:LYS:HD2	51:1:1061:U:OP1	2.18	0.44
45:u:76:THR:HB	45:u:78:LYS:HE3	1.99	0.44
47:w:12:SER:OG	47:w:13:GLU:N	2.51	0.44
51:1:704:G:H1'	51:1:727:A:H62	1.83	0.44
51:1:720:U:H2'	51:1:721:A:H8	1.82	0.44
51:1:974:G:H1'	51:1:975:A:C8	2.53	0.44
51:1:1539:U:H2'	51:1:1540:G:C8	2.53	0.44
51:1:1717:A:C2	51:1:1718:G:H1'	2.53	0.44
51:1:1922:G:H2'	51:1:1923:U:O4'	2.18	0.44
51:1:2626:C:H2'	51:1:2627:G:C8	2.51	0.44
53:3:142:G:O2'	53:3:196:A:N1	2.45	0.44
53:3:490:C:H2'	53:3:491:G:C8	2.53	0.44
57:A1:68:TYR:HE1	57:A1:79:LEU:HD13	1.82	0.44
58:B1:211:GLU:CG	58:B1:215:LYS:HE3	2.44	0.44

*Continued on next page...*

*Continued from previous page...*

Atom-1	Atom-2	Interatomic distance (Å)	Clash overlap (Å)
58:B1:1108:GLN:HG3	58:B1:1109:LEU:HD12	1.99	0.44
10:J:24:VAL:HG23	10:J:26:GLY:H	1.82	0.44
10:J:110:MET:HE3	10:J:110:MET:HB2	1.79	0.44
15:O:88:MET:HE3	15:O:88:MET:HB3	1.70	0.44
21:U:28:ARG:NH1	53:3:390:U:O2'	2.46	0.44
21:U:79:ASN:HB2	21:U:82:ALA:HB3	1.99	0.44
28:c:106:LYS:HA	28:c:176:ASP:HA	1.99	0.44
28:c:150:GLN:HE22	51:1:2032:G:H1'	1.82	0.44
45:u:17:ASP:HA	45:u:20:LYS:HE2	2.00	0.44
45:u:32:LYS:HG2	45:u:65:GLN:HA	1.99	0.44
51:1:30:G:H2'	51:1:31:C:O4'	2.16	0.44
51:1:1173:U:H5	51:1:1174:U:H1'	1.81	0.44
51:1:1280:G:C2'	51:1:1281:G:H5'	2.46	0.44
51:1:1452:G:H2'	51:1:1453:A:OP2	2.17	0.44
51:1:1507:C:H2'	51:1:1508:A:H4'	1.99	0.44
51:1:1882:U:O2'	51:1:1883:U:H5'	2.17	0.44
51:1:1893:C:C2'	51:1:1894:C:H5'	2.47	0.44
51:1:2411:A:H2'	51:1:2412:A:C8	2.53	0.44
51:1:2805:C:O2'	51:1:2806:C:H5'	2.18	0.44
52:2:66:A:H4'	52:2:67:G:C8	2.53	0.44
53:3:765:G:H1	53:3:812:G:HO2'	1.63	0.44
53:3:908:A:H2'	53:3:909:A:H8	1.83	0.44
57:A1:192:VAL:HG12	57:A1:193:GLU:H	1.83	0.44
58:B1:56:LEU:HD12	58:B1:56:LEU:HA	1.84	0.44
58:B1:128:LEU:CD2	58:B1:188:LEU:HB3	2.47	0.44
58:B1:395:LYS:NZ	58:B1:399:LYS:HE2	2.32	0.44
58:B1:731:ARG:HB3	59:B2:1105:SER:HB2	2.00	0.44
59:B2:11:ILE:HG22	59:B2:1172:LEU:HD11	1.99	0.44
63:5:69:G:H2'	63:5:70:G:C8	2.52	0.44
12:L:70:PRO:HG3	12:L:98:LEU:HD23	1.97	0.44
17:Q:114:SER:O	53:3:35:G:O2'	2.30	0.44
18:R:107:THR:OG1	53:3:947:G:O3'	2.35	0.44
31:f:132:LEU:HB3	31:f:140:ILE:HD11	1.99	0.44
51:1:150:U:H2'	51:1:151:C:C6	2.52	0.44
51:1:169:G:O2'	51:1:170:U:H5'	2.18	0.44
51:1:354:A:H2'	51:1:355:U:O4'	2.17	0.44
51:1:500:G:N2	51:1:502:A:H3'	2.32	0.44
51:1:940:G:H3'	51:1:941:A:H5''	1.97	0.44
51:1:1605:C:H2'	51:1:1606:C:H5'	1.98	0.44
51:1:1749:A:H2'	51:1:1750:G:H8	1.82	0.44
51:1:2880:C:O2	51:1:2880:C:H2'	2.17	0.44

*Continued on next page...*

*Continued from previous page...*

Atom-1	Atom-2	Interatomic distance (Å)	Clash overlap (Å)
58:B1:478:LEU:HD21	60:W0:47:THR:HG23	1.99	0.44
58:B1:978:ARG:HD3	58:B1:999:TYR:H	1.83	0.44
59:B2:998:LEU:HG	59:B2:1011:LEU:HB3	1.99	0.44
4:D:12:ARG:HH12	51:1:465:G:P	2.41	0.44
7:G:26:MET:HE1	7:G:186:VAL:HB	1.99	0.44
7:G:33:ALA:HB3	7:G:37:VAL:HG12	1.99	0.44
14:N:74:GLN:OE1	53:3:1249:C:O2'	2.35	0.44
18:R:1:ALA:HB3	18:R:56:ARG:HH22	1.82	0.44
40:p:52:ARG:NH2	51:1:2720:U:OP1	2.50	0.44
41:q:47:ARG:NH2	41:q:51:GLN:OE1	2.51	0.44
51:1:350:G:H2'	51:1:351:C:O4'	2.18	0.44
51:1:696:G:H2'	51:1:697:G:O4'	2.18	0.44
51:1:854:C:H2'	51:1:855:G:C8	2.52	0.44
51:1:1232:G:H2'	51:1:1233:C:C6	2.53	0.44
51:1:1507:C:H2'	51:1:1508:A:O4'	2.18	0.44
51:1:1761:C:H2'	51:1:1762:A:O4'	2.18	0.44
58:B1:804:ALA:HB2	58:B1:1256:ILE:CD1	2.48	0.44
14:N:105:ARG:NH1	14:N:109:GLN:OE1	2.49	0.44
17:Q:72:ASN:OD1	17:Q:72:ASN:N	2.50	0.44
38:n:103:ARG:HH11	51:1:1287:A:H5'	1.83	0.44
42:r:19:THR:OG1	42:r:95:ASP:OD1	2.35	0.44
48:x:51:SER:OG	48:x:54:GLY:N	2.48	0.44
51:1:68:G:H2'	51:1:69:C:O4'	2.18	0.44
51:1:150:U:O2'	51:1:151:C:H5'	2.18	0.44
51:1:1465:G:O2'	51:1:1466:U:H5'	2.17	0.44
51:1:1536:C:H4'	51:1:1537:G:N1	2.32	0.44
51:1:1807:G:H2'	51:1:1808:A:C5'	2.30	0.44
58:B1:213:LYS:HE3	58:B1:213:LYS:HA	1.99	0.44
8:H:134:LYS:HB3	8:H:134:LYS:HE2	1.84	0.44
24:X:76:THR:OG1	24:X:77:ARG:N	2.51	0.44
25:Y:67:HIS:O	25:Y:69:ASN:ND2	2.51	0.44
33:i:131:THR:HB	51:1:1060:U:O4	2.18	0.44
42:r:48:LYS:HA	42:r:48:LYS:HD2	1.78	0.44
45:u:12:VAL:HA	45:u:69:VAL:HG12	1.99	0.44
48:x:1:SER:OG	51:1:1365:A:OP2	2.35	0.44
49:y:20:ASN:HA	49:y:23:ARG:HB2	1.99	0.44
51:1:131:A:H2'	51:1:132:G:C8	2.53	0.44
51:1:161:A:C5	51:1:162:U:H5	2.35	0.44
51:1:388:G:N7	51:1:390:U:H2'	2.33	0.44
51:1:402:A:H2'	51:1:403:U:C5'	2.44	0.44
51:1:473:G:C2'	51:1:474:G:H5'	2.48	0.44

*Continued on next page...*

*Continued from previous page...*

Atom-1	Atom-2	Interatomic distance (Å)	Clash overlap (Å)
51:1:819:A:H5'	51:1:973:A:N1	2.33	0.44
51:1:1010:A:H1'	51:1:1153:C:H1'	1.99	0.44
51:1:1670:C:O2'	51:1:1671:U:H5'	2.16	0.44
51:1:2226:C:C5	51:1:2227:A:N7	2.86	0.44
51:1:2314:A:H2'	51:1:2315:G:H8	1.78	0.44
53:3:1053:G:H4'	53:3:1054:C:H3'	2.00	0.44
58:B1:201:LEU:HD11	58:B1:220:ARG:NH1	2.32	0.44
58:B1:506:VAL:HG23	58:B1:628:GLY:HA3	1.99	0.44
58:B1:1026:PRO:HB2	58:B1:1028:ILE:HG23	2.00	0.44
59:B2:515:MET:HE2	59:B2:515:MET:HB3	1.82	0.44
59:B2:829:THR:HG23	59:B2:1059:ARG:HG2	2.00	0.44
59:B2:1157:GLN:HG3	59:B2:1159:VAL:HG13	2.00	0.44
63:5:63:G:H2'	63:5:64:A:C8	2.53	0.44
1:A:2:LYS:NZ	52:2:42:C:OP2	2.39	0.44
7:G:67:LEU:HD21	7:G:91:VAL:HG23	2.00	0.44
7:G:122:ASP:N	7:G:122:ASP:OD1	2.51	0.44
11:K:62:MET:HB3	11:K:64:VAL:HG13	1.98	0.44
18:R:16:ILE:O	18:R:19:THR:OG1	2.26	0.44
18:R:43:LYS:HB2	18:R:46:GLU:HG2	2.00	0.44
21:U:70:ARG:O	21:U:74:LEU:N	2.47	0.44
29:d:147:LEU:HD11	29:d:170:ARG:HG2	1.98	0.44
36:l:95:LEU:HD22	36:l:100:ILE:HD11	2.00	0.44
39:o:33:ARG:O	39:o:65:THR:OG1	2.28	0.44
51:1:208:C:O2'	51:1:209:C:H5'	2.18	0.44
51:1:255:A:H2'	51:1:256:A:O4'	2.18	0.44
51:1:518:G:O2'	51:1:519:U:H5'	2.18	0.44
51:1:1287:A:H3'	51:1:1288:G:N2	2.33	0.44
51:1:1672:A:N3	51:1:2582:G:H5'	2.27	0.44
51:1:1915:U:O2	51:1:1915:U:O4'	2.33	0.44
51:1:1998:A:O2'	51:1:1999:C:H5'	2.18	0.44
51:1:2285:C:C2'	51:1:2286:G:H5'	2.48	0.44
51:1:2671:G:C2	51:1:2672:U:C2	3.06	0.44
53:3:75:G:H2'	53:3:76:G:C8	2.53	0.44
53:3:146:G:N2	53:3:177:G:N7	2.66	0.44
53:3:162:A:C5	53:3:163:C:H1'	2.53	0.44
53:3:560:A:H5''	53:3:561:U:H5'	2.00	0.44
53:3:958:A:N3	53:3:985:C:O2'	2.48	0.44
55:8:16:DT:H2'	55:8:17:DC:C6	2.52	0.44
58:B1:362:ARG:HB2	58:B1:364:HIS:HD2	1.83	0.44
58:B1:434:ILE:HD11	59:B2:1274:GLU:HG3	2.00	0.44
59:B2:646:SER:OG	59:B2:647:ARG:N	2.51	0.44

*Continued on next page...*

*Continued from previous page...*

Atom-1	Atom-2	Interatomic distance (Å)	Clash overlap (Å)
8:H:76:ILE:HB	8:H:80:GLY:HA2	2.00	0.43
23:W:33:THR:HG22	23:W:37:LYS:H	1.83	0.43
27:b:153:LEU:HD23	51:1:1799:G:N2	2.33	0.43
34:j:34:ARG:NH2	34:j:39:LYS:O	2.51	0.43
42:r:1:MET:HE3	42:r:101:ILE:HB	1.99	0.43
51:1:293:U:H2'	51:1:294:A:H5''	1.99	0.43
51:1:684:G:C2	51:1:794:A:C2	3.06	0.43
51:1:1571:A:H2'	51:1:1572:A:C8	2.53	0.43
51:1:1625:C:H2'	51:1:1626:A:O4'	2.18	0.43
51:1:1710:G:O2'	51:1:1711:A:H5'	2.17	0.43
51:1:1741:C:O2'	51:1:1742:U:H5'	2.18	0.43
53:3:1513:A:H2'	53:3:1514:G:H8	1.83	0.43
58:B1:111:THR:CG2	58:B1:300:GLN:HA	2.48	0.43
58:B1:824:PRO:HD3	58:B1:835:LEU:HD12	2.00	0.43
58:B1:850:LYS:HB3	58:B1:855:ASP:HB2	2.00	0.43
58:B1:1024:THR:HG23	58:B1:1123:ARG:HA	2.00	0.43
59:B2:903:ARG:HD2	59:B2:903:ARG:HA	1.24	0.43
63:5:27:G:H1	63:5:43:C:H42	1.64	0.43
9:I:44:LYS:HA	9:I:44:LYS:HD2	1.55	0.43
9:I:85:THR:HA	9:I:88:ASN:HB2	2.00	0.43
14:N:98:ARG:HG2	14:N:103:VAL:HG21	2.00	0.43
14:N:119:LYS:NZ	53:3:1350:A:N7	2.64	0.43
21:U:31:ARG:HB2	53:3:310:G:H5''	2.00	0.43
27:b:48:ILE:HG12	51:1:779:U:OP2	2.18	0.43
30:e:71:LYS:HA	30:e:71:LYS:HD2	1.78	0.43
37:m:17:ASN:OD1	37:m:97:GLN:NE2	2.51	0.43
41:q:83:LYS:HE2	41:q:83:LYS:HB3	1.72	0.43
51:1:192:C:H2'	51:1:193:U:H5'	1.99	0.43
51:1:327:G:H2'	51:1:328:U:O4'	2.18	0.43
51:1:365:U:H2'	51:1:366:C:C6	2.53	0.43
51:1:623:C:O2'	51:1:624:C:H5'	2.18	0.43
51:1:648:G:H5''	51:1:2352:A:H5''	2.00	0.43
51:1:721:A:H2'	51:1:722:A:C8	2.53	0.43
51:1:1095:A:H3'	51:1:1096:A:H8	1.83	0.43
51:1:1383:A:H2	51:1:1406:U:H1'	1.83	0.43
51:1:1426:G:C6	51:1:1427:A:C6	3.06	0.43
51:1:1747:U:H2'	51:1:1748:C:C6	2.53	0.43
51:1:2643:G:C2'	51:1:2644:G:H5'	2.49	0.43
51:1:2836:U:H2'	51:1:2837:A:H8	1.81	0.43
53:3:1442:G:H1	53:3:1460:C:H42	1.66	0.43
58:B1:1033:GLY:HA3	58:B1:1081:VAL:O	2.18	0.43

*Continued on next page...*

*Continued from previous page...*

Atom-1	Atom-2	Interatomic distance (Å)	Clash overlap (Å)
58:B1:1046:ILE:HG22	58:B1:1061:VAL:HA	2.00	0.43
62:NG:161:SER:CB	62:NG:170:PRO:HA	2.47	0.43
2:B:8:THR:HG23	2:B:11:LYS:H	1.82	0.43
9:I:125:ASN:HB2	9:I:127:ARG:HD3	2.01	0.43
17:Q:3:VAL:HA	17:Q:6:LEU:HD12	2.00	0.43
28:c:59:ARG:HA	28:c:59:ARG:HD3	1.83	0.43
28:c:62:LYS:NZ	51:1:2810:A:H5''	2.34	0.43
38:n:39:PRO:HG2	51:1:1651:G:H4'	2.00	0.43
38:n:65:LEU:HD11	51:1:2870:C:H5''	1.99	0.43
48:x:36:ARG:NH2	51:1:2200:C:OP2	2.52	0.43
51:1:30:G:O2'	51:1:31:C:H5'	2.17	0.43
51:1:545:U:O2	51:1:546:U:H1'	2.17	0.43
51:1:993:G:O2'	51:1:994:C:H5'	2.19	0.43
51:1:1565:C:C5	51:1:1567:G:C6	3.06	0.43
51:1:1751:U:H2'	51:1:1752:C:C6	2.54	0.43
51:1:1993:U:O2	51:1:1993:U:H2'	2.18	0.43
51:1:2660:A:H2'	51:1:2661:G:O4'	2.18	0.43
51:1:2700:A:O2'	51:1:2701:U:H5'	2.17	0.43
51:1:2839:G:O2'	51:1:2840:C:H5'	2.18	0.43
53:3:490:C:H2'	53:3:491:G:H8	1.84	0.43
53:3:501:C:H2'	53:3:502:A:C8	2.53	0.43
58:B1:515:ARG:NH2	58:B1:718:SER:O	2.48	0.43
59:B2:300:ASP:OD1	59:B2:313:ALA:N	2.51	0.43
2:B:4:GLN:NE2	51:1:2056:G:O2'	2.52	0.43
8:H:51:VAL:HA	8:H:69:THR:HG22	2.01	0.43
8:H:134:LYS:HG2	8:H:138:GLN:HE21	1.82	0.43
10:J:104:ILE:HD11	10:J:114:LEU:HD13	1.99	0.43
17:Q:113:ARG:NH1	53:3:36:C:O2'	2.51	0.43
23:W:47:ARG:HD3	23:W:47:ARG:HA	1.80	0.43
24:X:6:LYS:NZ	53:3:1314:C:OP1	2.52	0.43
25:Y:49:ALA:HA	25:Y:52:GLU:HG3	2.00	0.43
27:b:20:ASN:HB3	27:b:23:LEU:HD13	2.01	0.43
27:b:107:LYS:HE2	27:b:107:LYS:HB2	1.88	0.43
29:d:3:LEU:HD23	29:d:3:LEU:HA	1.88	0.43
29:d:68:ALA:HA	51:1:1255:U:C6	2.52	0.43
29:d:188:MET:HB2	29:d:192:ALA:HB3	1.99	0.43
33:i:129:GLU:HG3	33:i:139:VAL:HG21	2.00	0.43
35:k:38:ILE:HG22	35:k:61:VAL:HB	2.00	0.43
51:1:28:A:H2'	51:1:29:U:C6	2.53	0.43
51:1:622:G:HO2'	51:1:623:C:H5'	1.83	0.43
53:3:959:A:O2'	53:3:984:C:O2'	2.25	0.43

*Continued on next page...*

*Continued from previous page...*

Atom-1	Atom-2	Interatomic distance (Å)	Clash overlap (Å)
58:B1:96:LYS:NZ	59:B2:1298:VAL:HG11	2.34	0.43
58:B1:515:ARG:HH12	58:B1:724:MET:HG2	1.84	0.43
63:5:13:C:H42	63:5:46:G:N2	2.16	0.43
8:H:37:LYS:HA	8:H:37:LYS:HD3	1.81	0.43
11:K:38:ARG:HH11	11:K:61:LEU:HD21	1.83	0.43
11:K:47:LEU:HG	11:K:56:LYS:HA	2.01	0.43
17:Q:67:GLY:O	17:Q:98:ARG:NH1	2.52	0.43
39:o:40:ILE:HA	39:o:47:VAL:HA	2.00	0.43
43:s:74:ILE:HB	43:s:105:VAL:HG23	1.99	0.43
51:1:29:U:O5'	51:1:29:U:H6	2.01	0.43
51:1:163:C:O2'	51:1:164:C:H5'	2.17	0.43
51:1:864:G:C2'	51:1:865:C:H5'	2.48	0.43
51:1:1087:G:H5''	51:1:1088:A:OP2	2.18	0.43
51:1:1092:C:H2'	51:1:1093:G:O4'	2.18	0.43
51:1:1338:G:H2'	51:1:1339:G:C8	2.51	0.43
51:1:2236:U:H2'	51:1:2237:G:C5'	2.46	0.43
51:1:2713:U:C3'	51:1:2714:G:H5'	2.27	0.43
53:3:1253:G:H2'	53:3:1254:A:H8	1.83	0.43
58:B1:45:ASN:HD22	58:B1:48:THR:H	1.65	0.43
58:B1:245:LEU:CG	58:B1:246:PRO:HD2	2.48	0.43
10:J:146:MET:HE2	10:J:146:MET:HB3	1.76	0.43
13:M:24:VAL:HG23	13:M:60:LEU:HB2	2.00	0.43
16:P:115:ILE:HD12	16:P:116:PRO:HD2	1.99	0.43
22:V:44:HIS:HB3	22:V:70:LYS:HG2	1.99	0.43
34:j:47:HIS:CG	51:1:536:G:H21	2.37	0.43
42:r:80:ARG:HD3	51:1:566:U:O4	2.17	0.43
51:1:629:G:H2'	51:1:630:G:O4'	2.19	0.43
51:1:1306:C:H41	51:1:1606:C:H2'	1.84	0.43
51:1:1864:U:O5'	51:1:1864:U:H6	2.02	0.43
17:Q:31:GLY:HA2	17:Q:56:LEU:HA	2.01	0.43
18:R:28:ARG:HH21	18:R:62:PHE:HB2	1.84	0.43
25:Y:4:LYS:HA	25:Y:4:LYS:HD3	1.86	0.43
25:Y:14:GLU:OE1	25:Y:17:ARG:NH2	2.52	0.43
27:b:140:VAL:HG12	27:b:191:LEU:HD23	2.01	0.43
36:l:69:ARG:CZ	51:1:2406:A:N3	2.82	0.43
36:l:109:LYS:HE2	51:1:636:G:N7	2.34	0.43
51:1:43:G:H2'	51:1:44:A:C8	2.53	0.43
51:1:156:A:O2'	51:1:157:C:H5'	2.18	0.43
51:1:705:A:C2	51:1:727:A:H1'	2.54	0.43
51:1:1258:U:H2'	51:1:1259:G:C8	2.54	0.43
51:1:1487:U:H2'	51:1:1488:C:C6	2.54	0.43

*Continued on next page...*

*Continued from previous page...*

Atom-1	Atom-2	Interatomic distance (Å)	Clash overlap (Å)
53:3:422:C:H4'	53:3:423:G:C2	2.54	0.43
53:3:680:C:H2'	53:3:681:A:H8	1.84	0.43
55:8:2:DC:H6	55:8:2:DC:H2'	1.73	0.43
55:8:12:DG:OP1	58:B1:795:TYR:CE1	2.71	0.43
58:B1:107:LEU:HA	58:B1:276:ASN:ND2	2.33	0.43
58:B1:568:SER:HB3	58:B1:570:LYS:NZ	2.34	0.43
58:B1:1158:GLU:HA	58:B1:1223:LEU:HD21	1.99	0.43
10:J:110:MET:HA	10:J:113:VAL:HG12	2.01	0.43
11:K:49:TYR:H	23:W:65:SER:HG	1.66	0.43
13:M:52:GLY:HA3	13:M:56:PRO:HA	2.01	0.43
16:P:124:LYS:H	16:P:124:LYS:HG3	1.58	0.43
17:Q:50:LYS:HE2	17:Q:70:GLY:HA2	2.01	0.43
34:j:51:GLY:HA3	34:j:121:LYS:HE2	2.00	0.43
38:n:28:LEU:O	38:n:32:GLU:N	2.39	0.43
51:1:108:G:O2'	51:1:109:C:H5'	2.19	0.43
51:1:541:A:H2'	51:1:542:C:O4'	2.19	0.43
51:1:595:C:H2'	51:1:596:U:C6	2.54	0.43
51:1:918:A:H2'	51:1:919:U:O4'	2.19	0.43
51:1:1172:C:H2'	51:1:1173:U:O4'	2.19	0.43
51:1:1306:C:N4	51:1:1606:C:H2'	2.34	0.43
51:1:2152:G:N3	51:1:2152:G:H2'	2.33	0.43
51:1:2462:C:H2'	51:1:2463:C:C6	2.53	0.43
51:1:2736:A:O2'	51:1:2737:G:H5'	2.19	0.43
53:3:987:G:H2'	53:3:988:G:H8	1.84	0.43
58:B1:59:ALA:HB1	58:B1:90:VAL:HG23	2.01	0.43
58:B1:513:MET:HG3	58:B1:544:LEU:HD11	2.01	0.43
58:B1:559:ALA:HB3	58:B1:562:GLU:HB3	2.01	0.43
59:B2:27:LEU:O	59:B2:528:ARG:NH1	2.43	0.43
63:5:17:C:H6	63:5:17:C:H2'	1.69	0.43
29:d:47:LYS:HE2	51:1:451:U:H4'	2.00	0.43
38:n:58:ASP:OD1	38:n:63:ARG:NH2	2.44	0.43
51:1:572:A:O5'	51:1:572:A:C8	2.72	0.43
51:1:648:G:H2'	51:1:649:G:H8	1.83	0.43
51:1:841:G:C2'	51:1:842:U:H5'	2.49	0.43
51:1:1054:A:H2'	51:1:1055:G:C8	2.54	0.43
51:1:1601:G:H2'	51:1:1602:U:H5'	2.01	0.43
51:1:2562:U:C2'	51:1:2563:U:H5'	2.49	0.43
51:1:2870:C:H2'	51:1:2871:U:H5'	2.01	0.43
53:3:1238:A:OP1	53:3:1335:U:O2'	2.35	0.43
58:B1:71:LEU:HD23	58:B1:71:LEU:HA	1.75	0.43
58:B1:375:GLU:HB3	59:B2:1245:ALA:CB	2.48	0.43

*Continued on next page...*

*Continued from previous page...*

Atom-1	Atom-2	Interatomic distance (Å)	Clash overlap (Å)
59:B2:811:ASN:ND2	59:B2:1098:LEU:O	2.51	0.43
59:B2:1275:VAL:HG13	59:B2:1287:LEU:HD11	2.01	0.43
59:B2:1313:HIS:CD2	60:W0:31:GLN:HE22	2.37	0.43
8:H:61:LYS:HE2	8:H:96:VAL:HG12	2.01	0.43
9:I:53:GLN:HA	9:I:198:LEU:HD12	2.01	0.43
27:b:86:ARG:HD3	27:b:86:ARG:HA	1.84	0.43
27:b:97:ASP:N	27:b:97:ASP:OD1	2.45	0.43
33:i:106:GLN:OE1	33:i:125:THR:OG1	2.31	0.43
34:j:47:HIS:CG	51:1:536:G:N2	2.87	0.43
51:1:467:G:O2'	51:1:468:G:H5'	2.19	0.43
51:1:528:A:C2	51:1:2043:C:H4'	2.53	0.43
51:1:2106:U:H2'	51:1:2107:G:O4'	2.18	0.43
51:1:2305:U:O2'	51:1:2306:C:H5'	2.19	0.43
51:1:2371:G:O2'	51:1:2372:U:H5'	2.19	0.43
51:1:2834:G:C2'	51:1:2835:A:H5'	2.49	0.43
53:3:460:A:H2'	53:3:461:A:C8	2.54	0.43
58:B1:111:THR:HG21	58:B1:303:VAL:HB	2.00	0.43
58:B1:1357:ILE:HG22	58:B1:1359:ALA:H	1.82	0.43
14:N:30:ASN:HD21	14:N:66:VAL:H	1.66	0.42
36:l:39:LYS:HZ3	51:1:942:G:P	2.40	0.42
40:p:113:LEU:HD13	40:p:113:LEU:HA	1.86	0.42
42:r:62:GLU:HG3	42:r:97:LYS:HB3	2.01	0.42
51:1:8:C:C2	51:1:9:G:C8	3.07	0.42
51:1:783:A:C8	51:1:783:A:H3'	2.54	0.42
51:1:2584:U:O5'	51:1:2584:U:H6	2.02	0.42
53:3:944:G:N1	53:3:1338:G:OP2	2.34	0.42
58:B1:24:LEU:HD21	58:B1:116:PHE:CE2	2.54	0.42
58:B1:141:PHE:CD2	58:B1:297:ARG:HB2	2.54	0.42
59:B2:538:LEU:HD13	59:B2:543:ALA:HB2	2.01	0.42
59:B2:1246:ARG:HH11	59:B2:1266:GLY:HA2	1.82	0.42
6:F:8:LYS:NZ	51:1:2467:C:OP1	2.37	0.42
18:R:87:GLY:O	18:R:91:ARG:N	2.52	0.42
27:b:244:VAL:HG12	27:b:250:GLN:HA	2.01	0.42
29:d:106:LYS:HG3	29:d:200:LEU:HD13	2.01	0.42
30:e:171:ALA:C	30:e:173:ASP:H	2.27	0.42
33:i:123:ALA:HB1	51:1:1081:U:H4'	2.00	0.42
51:1:12:U:O2	51:1:12:U:H2'	2.18	0.42
51:1:712:G:C2'	51:1:713:G:H5'	2.49	0.42
51:1:2216:G:H2'	51:1:2217:G:C8	2.54	0.42
53:3:1209:C:O2'	53:3:1214:C:N4	2.52	0.42
53:3:1348:U:H2'	53:3:1349:A:H8	1.84	0.42

*Continued on next page...*

*Continued from previous page...*

Atom-1	Atom-2	Interatomic distance (Å)	Clash overlap (Å)
55:8:3:DC:N1	55:8:4:DT:H72	2.34	0.42
58:B1:102:MET:HG2	58:B1:246:PRO:CG	2.49	0.42
60:W0:58:LEU:HD12	60:W0:59:ILE:HG12	2.00	0.42
64:7:11:A:H2'	64:7:12:G:C8	2.52	0.42
8:H:106:ARG:HG2	8:H:107:LYS:HG3	2.01	0.42
9:I:101:VAL:HG22	9:I:106:PHE:HB2	2.01	0.42
24:X:51:HIS:HB2	24:X:56:HIS:CE1	2.55	0.42
27:b:206:LYS:HB2	51:1:729:G:C5	2.54	0.42
31:f:151:ARG:HD3	31:f:151:ARG:HA	1.88	0.42
33:i:127:SER:OG	51:1:1059:G:N2	2.51	0.42
49:y:11:VAL:HA	49:y:14:LEU:HB2	2.00	0.42
50:z:38:GLU:CD	51:1:928:A:H5'	2.43	0.42
51:1:281:C:H2'	51:1:282:A:C8	2.54	0.42
51:1:481:G:H2'	51:1:482:A:OP2	2.18	0.42
51:1:532:A:H2'	51:1:532:A:N3	2.34	0.42
51:1:871:U:H2'	51:1:872:U:C6	2.54	0.42
51:1:908:C:O2'	51:1:909:A:H5'	2.19	0.42
51:1:1049:C:H2'	51:1:1050:A:H5'	1.99	0.42
51:1:1230:A:H2'	51:1:1231:U:O4'	2.19	0.42
51:1:1520:U:C2'	51:1:1521:G:H5'	2.49	0.42
51:1:2098:U:C2'	51:1:2099:U:H5'	2.49	0.42
53:3:1243:C:H2'	53:3:1244:G:H8	1.84	0.42
57:A1:78:ILE:HA	57:A1:81:ILE:HG22	2.00	0.42
58:B1:79:LYS:HZ2	61:NA:141:VAL:CB	2.32	0.42
58:B1:244:VAL:HA	58:B1:269:TYR:OH	2.19	0.42
58:B1:894:VAL:HG22	58:B1:1258:ARG:HH11	1.83	0.42
59:B2:125:GLY:H	59:B2:495:ALA:HB1	1.84	0.42
59:B2:469:VAL:HA	59:B2:472:GLU:HG2	2.01	0.42
62:NG:135:ARG:O	62:NG:178:VAL:CA	2.68	0.42
7:G:162:VAL:N	7:G:183:PHE:O	2.38	0.42
18:R:91:ARG:HD2	51:1:888:C:OP1	2.18	0.42
27:b:7:PRO:HB3	27:b:13:ARG:HG3	2.00	0.42
34:j:13:ARG:NH1	34:j:49:ASP:O	2.41	0.42
34:j:109:LEU:HD23	34:j:109:LEU:HA	1.85	0.42
36:l:108:ALA:HB3	36:l:125:LEU:HG	2.01	0.42
37:m:69:PRO:HA	37:m:94:ALA:HB2	2.01	0.42
51:1:644:A:C3'	51:1:645:C:H5''	2.49	0.42
51:1:870:U:H2'	51:1:871:U:C5'	2.48	0.42
51:1:1983:G:HO2'	51:1:1984:G:H5'	1.83	0.42
51:1:2073:C:C2'	51:1:2074:U:H5'	2.49	0.42
51:1:2102:G:H1	51:1:2187:U:H3	1.66	0.42

*Continued on next page...*

*Continued from previous page...*

Atom-1	Atom-2	Interatomic distance (Å)	Clash overlap (Å)
51:1:2701:U:H3'	51:1:2702:G:H5''	2.01	0.42
53:3:322:C:O2	53:3:332:G:N2	2.52	0.42
58:B1:58:CYS:SG	58:B1:60:ARG:HG2	2.59	0.42
58:B1:137:ARG:HA	58:B1:142:GLU:HG2	2.02	0.42
9:I:152:SER:HB3	53:3:436:C:H4'	2.00	0.42
21:U:4:ILE:HG12	21:U:21:VAL:HG22	2.00	0.42
29:d:127:GLU:O	29:d:156:ASN:ND2	2.51	0.42
51:1:90:U:H2'	51:1:91:A:C8	2.55	0.42
51:1:128:C:H2'	51:1:129:C:C6	2.53	0.42
51:1:431:U:O5'	51:1:431:U:H6	2.03	0.42
51:1:510:C:OP1	51:1:510:C:H3'	2.20	0.42
51:1:809:G:C6	51:1:810:U:C4	3.08	0.42
51:1:1020:A:O5'	51:1:1020:A:H8	2.02	0.42
51:1:1197:G:C2'	51:1:1198:U:H5'	2.50	0.42
51:1:1327:A:H2'	51:1:1328:A:H5'	2.01	0.42
51:1:1433:A:H2'	51:1:1434:A:C1'	2.49	0.42
51:1:1488:C:H2'	51:1:1489:C:H6	1.84	0.42
51:1:2091:C:H5	51:1:2092:U:O2'	2.02	0.42
51:1:2144:G:H1'	51:1:2147:A:N6	2.33	0.42
51:1:2812:G:O2'	51:1:2813:A:H5'	2.19	0.42
51:1:2852:G:H2'	51:1:2853:C:O4'	2.20	0.42
53:3:1531:A:C2'	53:3:1532:U:H5'	2.49	0.42
55:8:15:DC:H5'	59:B2:1269:ARG:HD3	2.01	0.42
58:B1:105:ILE:HD12	58:B1:242:LEU:CD2	2.44	0.42
58:B1:388:ARG:HG2	58:B1:388:ARG:HH11	1.84	0.42
58:B1:609:TYR:HD2	58:B1:610:ARG:NH1	2.17	0.42
58:B1:950:ILE:HB	58:B1:1018:ALA:HB3	2.01	0.42
59:B2:616:ILE:HG13	59:B2:652:TYR:HB2	2.01	0.42
62:NG:130:PRO:HA	62:NG:148:VAL:O	2.20	0.42
9:I:119:HIS:O	9:I:145:ARG:NH2	2.52	0.42
14:N:113:LYS:HA	14:N:120:ALA:HB2	2.01	0.42
18:R:11:HIS:HA	18:R:43:LYS:HD2	2.01	0.42
21:U:23:ASP:OD2	53:3:229:U:O2'	2.31	0.42
33:i:25:PRO:HG3	51:1:1095:A:N1	2.34	0.42
35:k:17:ARG:HD3	35:k:47:ILE:HD11	2.02	0.42
51:1:422:A:H2'	51:1:423:A:O4'	2.20	0.42
51:1:535:G:O2'	51:1:536:G:H5'	2.20	0.42
51:1:955:U:H2'	51:1:956:G:H5'	2.02	0.42
51:1:1381:G:C2'	51:1:1382:G:H5'	2.49	0.42
51:1:1642:G:H2'	51:1:1643:G:O4'	2.19	0.42
51:1:1739:A:H2'	51:1:1740:G:O4'	2.18	0.42

*Continued on next page...*

*Continued from previous page...*

Atom-1	Atom-2	Interatomic distance (Å)	Clash overlap (Å)
51:1:1886:U:O2'	51:1:1887:C:H5'	2.20	0.42
51:1:1964:G:H4'	51:1:1965:C:OP2	2.19	0.42
51:1:2628:C:H3'	51:1:2629:U:H5'	2.01	0.42
58:B1:224:LEU:HD23	58:B1:224:LEU:HA	1.89	0.42
58:B1:839:VAL:HG12	58:B1:864:LEU:HD12	2.02	0.42
59:B2:557:ARG:HB3	59:B2:587:LEU:HD13	2.00	0.42
59:B2:741:MET:SD	59:B2:974:ARG:NH2	2.93	0.42
64:6:69:C:H2'	64:6:70:G:H8	1.83	0.42
9:I:1:ALA:N	53:3:405:U:O4	2.45	0.42
24:X:36:ARG:HB3	53:3:1320:C:N4	2.34	0.42
31:f:84:LYS:HD2	31:f:84:LYS:HA	1.87	0.42
51:1:1907:G:C5	51:1:1908:C:C4	3.07	0.42
51:1:1914:C:O2	51:1:1914:C:O4'	2.38	0.42
51:1:2024:G:H2'	51:1:2025:C:C6	2.54	0.42
53:3:297:G:N2	53:3:300:A:OP2	2.39	0.42
53:3:1513:A:H2'	53:3:1514:G:C8	2.55	0.42
54:4:55:G:H5'	59:B2:688:GLN:HE22	1.85	0.42
54:4:56:G:OP1	59:B2:1073:LYS:NZ	2.35	0.42
58:B1:434:ILE:HD11	59:B2:1274:GLU:CG	2.49	0.42
58:B1:586:GLY:HA3	58:B1:612:LEU:HD11	2.01	0.42
58:B1:616:PRO:HA	58:B1:619:ILE:HG22	2.02	0.42
58:B1:903:LEU:HD12	58:B1:903:LEU:HA	1.81	0.42
16:P:126:ARG:O	53:3:796:C:H5''	2.19	0.42
28:c:90:PHE:HD1	28:c:94:GLN:HG2	1.83	0.42
29:d:53:THR:HB	51:1:452:G:H8	1.85	0.42
44:t:68:LYS:HD3	44:t:68:LYS:HA	1.83	0.42
47:w:14:ALA:HB1	51:1:2271:G:OP1	2.19	0.42
49:y:30:MET:HE3	49:y:30:MET:HB3	1.83	0.42
51:1:4:U:O2'	51:1:5:A:H5'	2.20	0.42
51:1:552:U:O2'	51:1:553:G:H5'	2.20	0.42
51:1:673:C:O2'	51:1:674:G:H5'	2.19	0.42
51:1:758:C:H2'	51:1:759:G:H8	1.84	0.42
51:1:892:A:O2'	51:1:893:C:H5'	2.20	0.42
51:1:1034:G:C6	51:1:1035:U:N3	2.88	0.42
51:1:1204:A:H4'	51:1:1205:A:H5''	2.02	0.42
51:1:1246:A:H2'	51:1:1247:A:O4'	2.19	0.42
51:1:1343:G:N3	51:1:1343:G:H2'	2.35	0.42
51:1:1600:C:H2'	51:1:1601:G:C8	2.55	0.42
51:1:1901:A:C2	51:1:1902:C:C5	3.08	0.42
51:1:2292:U:H2'	51:1:2293:G:C8	2.55	0.42
51:1:2482:A:H2'	51:1:2483:C:C6	2.54	0.42

*Continued on next page...*

*Continued from previous page...*

Atom-1	Atom-2	Interatomic distance (Å)	Clash overlap (Å)
51:1:2741:A:H2'	51:1:2742:G:C5'	2.50	0.42
51:1:2741:A:N6	51:1:2742:G:C2	2.88	0.42
53:3:757:U:OP1	53:3:822:U:O2'	2.36	0.42
53:3:1409:C:H2'	53:3:1410:A:C8	2.54	0.42
56:9:12:DC:H3'	58:B1:47:ARG:HH12	1.85	0.42
57:A1:76:GLU:HB3	57:A1:80:GLU:HB3	2.01	0.42
58:B1:820:ILE:HD11	58:B1:822:MET:HE2	2.02	0.42
58:B1:930:LEU:HA	58:B1:1244:GLN:HG3	2.02	0.42
59:B2:43:PRO:HB2	59:B2:44:GLU:H	1.71	0.42
59:B2:542:ARG:H	59:B2:542:ARG:HG2	1.70	0.42
38:n:16:HIS:CD2	51:1:1275:A:C2	3.07	0.42
43:s:87:PRO:HG3	51:1:1615:C:C6	2.54	0.42
44:t:40:LYS:HE3	44:t:60:THR:HG22	2.01	0.42
46:v:58:SER:OG	46:v:59:GLU:OE1	2.36	0.42
51:1:115:C:O2'	51:1:116:C:H5'	2.19	0.42
51:1:191:A:C2	51:1:192:C:C4	3.08	0.42
51:1:1314:C:H42	51:1:1338:G:H1	1.68	0.42
51:1:1589:U:H2'	51:1:1590:A:C8	2.55	0.42
51:1:1710:G:H2'	51:1:1711:A:H8	1.85	0.42
51:1:1931:U:C5	51:1:1968:G:N2	2.88	0.42
51:1:2156:G:H2'	51:1:2157:G:C5'	2.35	0.42
58:B1:144:TYR:CE1	58:B1:162:GLU:OE1	2.73	0.42
58:B1:242:LEU:C	58:B1:242:LEU:HD23	2.44	0.42
58:B1:352:ARG:CD	59:B2:1268:GLN:NE2	2.67	0.42
59:B2:50:GLU:HG2	59:B2:73:TYR:HE1	1.85	0.42
59:B2:546:GLU:H	59:B2:546:GLU:HG3	1.53	0.42
59:B2:998:LEU:HD21	59:B2:1015:ALA:HB2	2.02	0.42
8:H:1:GLY:HA2	53:3:1060:U:C5	2.54	0.42
23:W:23:LYS:HE2	23:W:23:LYS:HB2	1.82	0.42
28:c:128:ARG:HE	28:c:128:ARG:HB2	1.63	0.42
40:p:63:ILE:HA	40:p:68:GLY:HA2	2.01	0.42
51:1:56:A:H1'	51:1:127:A:C2	2.55	0.42
51:1:94:A:H2'	51:1:95:A:C8	2.54	0.42
51:1:196:A:N3	51:1:196:A:H2'	2.35	0.42
51:1:256:A:C2'	51:1:257:C:H5'	2.50	0.42
51:1:466:A:C2'	51:1:467:G:H5'	2.46	0.42
51:1:623:C:H2'	51:1:624:C:H6	1.85	0.42
51:1:903:C:H2'	51:1:904:G:H8	1.85	0.42
51:1:1316:U:O2'	51:1:1317:G:H5'	2.20	0.42
51:1:1335:C:H2'	51:1:1336:A:H8	1.84	0.42
51:1:1500:G:H2'	51:1:1501:G:H8	1.83	0.42

*Continued on next page...*

*Continued from previous page...*

Atom-1	Atom-2	Interatomic distance (Å)	Clash overlap (Å)
51:1:2287:A:C4	51:1:2289:G:N7	2.87	0.42
51:1:2612:C:O5'	51:1:2612:C:H6	2.03	0.42
52:2:65:U:H3'	52:2:108:A:N6	2.30	0.42
53:3:73:C:H2'	53:3:74:A:C8	2.55	0.42
53:3:75:G:H1	53:3:95:C:H42	1.67	0.42
58:B1:144:TYR:N	58:B1:144:TYR:CD1	2.88	0.42
59:B2:22:LEU:HB3	59:B2:655:VAL:HG11	2.01	0.42
63:5:4:C:H2'	63:5:5:G:C8	2.55	0.42
7:G:17:HIS:C	7:G:19:THR:H	2.28	0.41
7:G:190:SER:OG	7:G:191:ASP:N	2.54	0.41
18:R:7:ASN:CG	18:R:9:PRO:HD2	2.45	0.41
18:R:89:ARG:HB2	18:R:96:VAL:HG22	2.01	0.41
42:r:49:ILE:HA	42:r:54:VAL:HG23	2.02	0.41
50:z:57:GLU:OE1	50:z:57:GLU:N	2.53	0.41
51:1:397:U:O5'	51:1:397:U:H6	2.03	0.41
51:1:598:U:H2'	51:1:599:A:C8	2.54	0.41
51:1:1213:A:C1'	51:1:1237:A:C2	3.03	0.41
51:1:1727:C:O2'	51:1:1728:C:H5'	2.20	0.41
51:1:1812:U:H5''	51:1:1812:U:H6	1.85	0.41
51:1:2224:G:H4'	51:1:2226:C:N3	2.35	0.41
51:1:2583:G:H8	51:1:2583:G:O5'	2.03	0.41
51:1:2848:G:C2	51:1:2867:G:C4	3.08	0.41
53:3:440:C:H2'	53:3:441:A:H8	1.85	0.41
53:3:497:G:H2'	53:3:498:A:C8	2.55	0.41
57:A2:104:LYS:O	57:A2:139:SER:OG	2.36	0.41
59:B2:559:CYS:HA	59:B2:560:PRO:HD3	1.91	0.41
59:B2:755:LYS:HD2	59:B2:755:LYS:HA	1.86	0.41
12:L:68:VAL:HG23	12:L:99:ALA:HB1	2.02	0.41
13:M:42:GLU:HG2	13:M:100:ILE:HG21	2.02	0.41
15:O:12:ALA:HB2	15:O:96:VAL:HG13	2.03	0.41
26:Z:39:LYS:HA	26:Z:42:THR:HB	2.02	0.41
27:b:131:MET:H	27:b:131:MET:HG2	1.57	0.41
27:b:209:ALA:HA	27:b:212:TRP:CE2	2.55	0.41
33:i:91:LYS:HB2	33:i:91:LYS:HE3	1.72	0.41
41:q:23:TYR:HB3	41:q:27:ARG:HB2	2.02	0.41
43:s:9:HIS:H	43:s:102:HIS:CE1	2.38	0.41
51:1:127:A:H5''	51:1:128:C:O4'	2.21	0.41
51:1:197:A:H2	51:1:2434:A:H62	1.69	0.41
51:1:837:C:O5'	51:1:837:C:H6	2.02	0.41
51:1:1024:G:H21	51:1:1144:A:C4'	2.32	0.41
51:1:1070:A:H5'	51:1:1072:C:OP1	2.20	0.41

*Continued on next page...*

*Continued from previous page...*

Atom-1	Atom-2	Interatomic distance (Å)	Clash overlap (Å)
51:1:1107:G:H2'	51:1:1108:U:O4'	2.20	0.41
51:1:1176:U:H2'	51:1:1177:G:N9	2.35	0.41
51:1:1336:A:H2'	51:1:1337:G:H8	1.85	0.41
51:1:2193:G:H2'	51:1:2194:U:H6	1.83	0.41
51:1:2389:G:H5''	51:1:2390:U:H5'	2.01	0.41
51:1:2743:U:H2'	51:1:2744:G:C4'	2.50	0.41
53:3:373:A:N1	53:3:391:G:O2'	2.49	0.41
53:3:842:U:H5''	53:3:846:G:C6	2.55	0.41
53:3:1124:G:H1	53:3:1149:C:H42	1.68	0.41
57:A2:48:LEU:HD23	57:A2:48:LEU:HA	1.86	0.41
58:B1:820:ILE:HG12	58:B1:884:SER:HB2	2.01	0.41
59:B2:590:PRO:HB2	59:B2:655:VAL:HG21	2.01	0.41
59:B2:800:MET:HB2	59:B2:800:MET:HE3	1.69	0.41
11:K:40:GLU:HB3	11:K:61:LEU:HB3	2.02	0.41
22:V:7:LEU:N	22:V:59:GLU:OE2	2.53	0.41
27:b:70:LYS:HD2	27:b:73:ILE:HD12	2.02	0.41
30:e:124:ARG:NH2	51:1:2315:G:N3	2.68	0.41
41:q:54:ARG:HD3	51:1:1155:A:H5''	2.01	0.41
42:r:24:LYS:HE2	42:r:24:LYS:HB3	1.89	0.41
46:v:14:LYS:HB2	52:2:98:G:H1	1.84	0.41
51:1:49:A:P	51:1:51:G:H5'	2.61	0.41
51:1:170:U:H2'	51:1:171:U:C6	2.55	0.41
51:1:1719:G:O2'	51:1:1720:U:H5'	2.20	0.41
51:1:2335:A:N7	51:1:2337:G:C5	2.88	0.41
51:1:2379:G:H2'	51:1:2380:C:C6	2.56	0.41
51:1:2697:G:C2	51:1:2711:A:C2	3.08	0.41
58:B1:68:TYR:O	58:B1:75:TYR:CD2	2.70	0.41
58:B1:279:LEU:HD13	58:B1:299:LEU:HD13	2.02	0.41
58:B1:797:THR:HG22	58:B1:924:GLY:HA3	2.01	0.41
59:B2:699:LEU:HG	59:B2:799:ASN:HD22	1.85	0.41
18:R:32:ILE:HG23	18:R:58:GLU:HB3	2.02	0.41
29:d:49:ARG:NH2	51:1:673:C:OP1	2.48	0.41
29:d:145:ASP:HA	29:d:166:LYS:HB3	2.02	0.41
32:g:11:ASN:ND2	51:1:2095:A:OP1	2.53	0.41
33:i:77:VAL:HA	33:i:80:LYS:HE2	2.02	0.41
38:n:114:GLU:OE1	38:n:118:ARG:NH1	2.50	0.41
42:r:81:LYS:NZ	51:1:568:U:O4	2.54	0.41
51:1:191:A:H2'	51:1:192:C:C6	2.56	0.41
51:1:722:A:H2'	51:1:723:C:C6	2.56	0.41
51:1:1917:U:H2'	51:1:1918:A:H5'	2.01	0.41
51:1:2160:C:H2'	51:1:2161:C:O4'	2.20	0.41

*Continued on next page...*

*Continued from previous page...*

Atom-1	Atom-2	Interatomic distance (Å)	Clash overlap (Å)
51:1:2248:C:C2'	51:1:2249:U:H5'	2.49	0.41
51:1:2895:G:H2'	51:1:2896:C:H6	1.84	0.41
53:3:1005:A:OP2	53:3:1024:G:N2	2.48	0.41
53:3:1228:C:H2'	53:3:1229:A:C8	2.55	0.41
55:8:14:DC:C2	55:8:15:DC:C5	3.09	0.41
58:B1:243:PRO:HG2	59:B2:1332:SER:C	2.44	0.41
58:B1:515:ARG:HG2	58:B1:516:ASP:H	1.85	0.41
59:B2:870:ILE:HB	59:B2:944:ARG:HD3	2.02	0.41
20:T:66:LEU:HB3	20:T:77:TYR:HE1	1.84	0.41
23:W:24:ASP:OD1	23:W:24:ASP:N	2.53	0.41
35:k:7:MET:HE2	35:k:18:ARG:HD3	2.01	0.41
51:1:439:A:H2'	51:1:440:C:O4'	2.19	0.41
51:1:518:G:H2'	51:1:519:U:C6	2.55	0.41
51:1:543:G:C3'	51:1:544:C:H5''	2.51	0.41
51:1:573:U:O2'	51:1:574:A:H3'	2.20	0.41
51:1:630:G:N2	51:1:634:C:C4	2.88	0.41
51:1:724:U:H2'	51:1:725:G:C8	2.56	0.41
51:1:940:G:H2'	51:1:941:A:C4'	2.51	0.41
51:1:1410:G:H2'	51:1:1411:U:H6	1.85	0.41
51:1:1418:G:H1'	51:1:1581:G:N2	2.36	0.41
51:1:1782:U:C2'	51:1:1783:A:H5''	2.51	0.41
51:1:2467:C:N4	51:1:2468:A:C6	2.89	0.41
51:1:2757:A:H2'	51:1:2758:A:H5''	2.02	0.41
58:B1:239:LEU:N	58:B1:239:LEU:HD23	2.36	0.41
58:B1:385:LEU:CD2	58:B1:390:LEU:HB2	2.50	0.41
58:B1:647:PRO:HG3	58:B1:697:MET:HB3	2.01	0.41
6:F:30:GLU:HA	6:F:31:PRO:HD3	1.91	0.41
8:H:19:SER:HB2	8:H:39:ARG:HH21	1.85	0.41
8:H:110:LEU:HD21	8:H:143:LEU:HB3	2.02	0.41
9:I:24:VAL:HG22	53:3:409:U:H4'	2.02	0.41
21:U:68:SER:OG	21:U:69:ASP:N	2.53	0.41
22:V:11:VAL:HG23	22:V:55:GLY:H	1.85	0.41
28:c:4:LEU:HD21	28:c:98:VAL:HA	2.03	0.41
31:f:21:GLN:NE2	31:f:37:ASN:O	2.54	0.41
31:f:157:LYS:HD3	51:1:2658:C:H5''	2.02	0.41
50:z:31:ILE:HD11	51:1:989:G:P	2.61	0.41
51:1:849:A:H2'	51:1:850:U:C5	2.54	0.41
51:1:2411:A:O2'	51:1:2412:A:H5'	2.20	0.41
51:1:2600:A:H8	51:1:2600:A:O5'	2.03	0.41
58:B1:390:LEU:N	58:B1:390:LEU:HD13	2.35	0.41
7:G:173:LYS:HE3	7:G:173:LYS:HB2	1.76	0.41

*Continued on next page...*

*Continued from previous page...*

Atom-1	Atom-2	Interatomic distance (Å)	Clash overlap (Å)
8:H:5:HIS:HA	8:H:6:PRO:HD3	1.94	0.41
15:O:57:VAL:HG22	15:O:58:ASN:H	1.85	0.41
17:Q:98:ARG:HA	17:Q:103:CYS:HB2	2.02	0.41
24:X:27:LYS:HB3	24:X:27:LYS:HE2	1.77	0.41
26:Z:9:GLU:HB3	26:Z:10:PRO:HD3	2.03	0.41
28:c:169:ARG:O	51:1:2773:C:H4'	2.21	0.41
30:e:39:VAL:HG12	30:e:85:GLY:HA2	2.03	0.41
30:e:77:LYS:HE2	30:e:77:LYS:HB2	1.89	0.41
37:m:123:LYS:HE2	51:1:2467:C:O2	2.20	0.41
45:u:4:ILE:HD13	45:u:69:VAL:HG23	2.03	0.41
51:1:191:A:C6	51:1:192:C:N4	2.88	0.41
51:1:638:G:H2'	51:1:639:U:C6	2.55	0.41
51:1:1020:A:H5'	51:1:1021:A:N7	2.35	0.41
51:1:1045:C:H1'	51:1:1047:G:C2	2.56	0.41
51:1:1077:A:H3'	51:1:1078:U:H4'	2.02	0.41
51:1:1107:G:H2'	51:1:1108:U:C6	2.56	0.41
51:1:1160:G:C6	51:1:1161:C:C4	3.09	0.41
51:1:1416:G:H2'	51:1:1417:C:H6	1.82	0.41
51:1:1591:A:H2'	51:1:1592:C:C6	2.56	0.41
51:1:1721:G:H1'	51:1:1739:A:N6	2.35	0.41
51:1:1767:G:N2	51:1:1986:C:C2	2.89	0.41
51:1:1936:A:N6	51:1:1963:U:H3	2.17	0.41
51:1:1955:U:H5	51:1:2557:G:N2	2.19	0.41
51:1:1991:U:H2'	51:1:1992:G:H5'	2.02	0.41
53:3:146:G:H2'	53:3:147:G:C8	2.56	0.41
53:3:202:G:H2'	53:3:203:G:C8	2.55	0.41
53:3:685:G:N1	53:3:704:A:OP2	2.52	0.41
57:A1:224:LEU:HD23	57:A2:228:LEU:HD21	2.03	0.41
58:B1:109:SER:CB	58:B1:296:LYS:HG2	2.51	0.41
58:B1:111:THR:HG23	58:B1:300:GLN:HA	2.03	0.41
58:B1:201:LEU:CB	58:B1:221:ILE:HD13	2.47	0.41
58:B1:800:LEU:HD12	58:B1:800:LEU:HA	1.79	0.41
58:B1:1350:ASN:HA	58:B1:1353:VAL:HG12	2.02	0.41
59:B2:478:ARG:HD2	59:B2:492:MET:HA	2.02	0.41
63:5:9:A:H1'	63:5:45:U:H2'	2.01	0.41
8:H:178:ARG:NH1	53:3:1112:C:O2'	2.54	0.41
16:P:30:ILE:HG23	16:P:45:THR:HB	2.02	0.41
17:Q:29:LYS:HA	17:Q:29:LYS:HD3	1.65	0.41
27:b:36:ASN:OD1	27:b:36:ASN:N	2.54	0.41
33:i:41:PHE:O	33:i:45:THR:N	2.54	0.41
33:i:78:LEU:HA	33:i:81:LYS:HB3	2.02	0.41

*Continued on next page...*

*Continued from previous page...*

Atom-1	Atom-2	Interatomic distance (Å)	Clash overlap (Å)
39:o:16:ARG:HD3	39:o:16:ARG:HA	1.84	0.41
43:s:70:LYS:N	43:s:108:SER:O	2.45	0.41
51:1:137:U:H3	51:1:142:A:H61	1.69	0.41
51:1:211:C:O2'	51:1:212:G:H5'	2.21	0.41
51:1:724:U:H2'	51:1:725:G:O4'	2.21	0.41
51:1:1150:C:C2	51:1:1151:A:C8	3.09	0.41
51:1:1239:G:H2'	51:1:1240:U:O4'	2.21	0.41
51:1:1412:U:H2'	51:1:1413:A:C8	2.56	0.41
51:1:1452:G:C2'	51:1:1453:A:OP2	2.68	0.41
58:B1:576:ARG:HD3	58:B1:593:ASN:HA	2.03	0.41
59:B2:524:ILE:HD12	59:B2:712:SER:HB2	2.02	0.41
59:B2:741:MET:HE3	59:B2:974:ARG:HH12	1.85	0.41
59:B2:903:ARG:NH1	59:B2:907:GLY:HA2	2.36	0.41
62:NG:175:PHE:O	62:NG:178:VAL:O	2.38	0.41
63:5:20:U:H6	63:5:20:U:H2'	1.72	0.41
7:G:161:PHE:HA	7:G:183:PHE:HB2	2.02	0.41
10:J:90:GLY:O	10:J:129:SER:OG	2.36	0.41
17:Q:110:LYS:HB2	17:Q:110:LYS:HE2	1.89	0.41
24:X:13:HIS:O	24:X:17:LYS:N	2.50	0.41
27:b:57:HIS:ND1	51:1:1567:G:H5'	2.35	0.41
30:e:36:ASN:HB3	30:e:152:ASP:HB3	2.03	0.41
33:i:100:ILE:HB	33:i:139:VAL:HG12	2.03	0.41
34:j:138:GLN:H	34:j:138:GLN:HG2	1.62	0.41
38:n:22:ARG:HH22	51:1:2709:G:H5'	1.86	0.41
39:o:24:THR:HB	39:o:42:PRO:HG3	2.03	0.41
41:q:57:ARG:NH1	51:1:1154:G:OP2	2.52	0.41
41:q:111:LYS:HD2	41:q:111:LYS:HA	1.81	0.41
43:s:29:VAL:HG21	43:s:55:ILE:HG21	2.03	0.41
45:u:6:ARG:N	51:1:85:G:OP1	2.52	0.41
51:1:79:C:O2	51:1:346:A:H2	2.03	0.41
51:1:244:A:H2'	51:1:245:G:O4'	2.20	0.41
51:1:259:G:O2'	51:1:260:G:H5'	2.20	0.41
51:1:426:C:O2'	51:1:427:U:H5'	2.21	0.41
51:1:481:G:H1'	51:1:506:G:H22	1.84	0.41
51:1:490:C:O2'	51:1:491:G:P	2.79	0.41
51:1:511:U:H2'	51:1:512:G:H5'	2.03	0.41
51:1:706:A:H2'	51:1:707:G:C5'	2.51	0.41
51:1:724:U:C4	51:1:725:G:C6	3.08	0.41
51:1:759:G:H2'	51:1:760:G:H8	1.83	0.41
51:1:859:G:HO2'	51:1:860:U:P	2.43	0.41
51:1:1048:A:C2'	51:1:1049:C:H5'	2.49	0.41

*Continued on next page...*

*Continued from previous page...*

Atom-1	Atom-2	Interatomic distance (Å)	Clash overlap (Å)
51:1:1063:G:N2	51:1:1075:C:H41	2.18	0.41
51:1:1092:C:O2'	51:1:1093:G:H5'	2.21	0.41
51:1:1283:G:H22	51:1:1286:A:P	2.44	0.41
51:1:1328:A:H2'	51:1:1330:C:C4	2.56	0.41
51:1:1333:G:C2'	51:1:1334:G:H5'	2.51	0.41
51:1:1334:G:C6	51:1:1335:C:C4	3.09	0.41
51:1:1467:U:C4	51:1:1468:U:C4	3.08	0.41
51:1:1594:U:O2'	51:1:1595:C:H5'	2.20	0.41
51:1:1599:U:H2'	51:1:1600:C:H6	1.85	0.41
51:1:1614:A:C8	51:1:1614:A:O5'	2.73	0.41
51:1:1750:G:H2'	51:1:1751:U:C6	2.56	0.41
51:1:1930:G:O2'	51:1:1931:U:P	2.79	0.41
51:1:2210:U:H6	51:1:2210:U:OP1	2.04	0.41
51:1:2293:G:O2'	51:1:2294:G:H5'	2.21	0.41
51:1:2646:C:H2'	51:1:2647:U:O4'	2.21	0.41
53:3:370:C:H2'	53:3:371:A:H8	1.86	0.41
53:3:1030:U:H5	53:3:1033:G:H1'	1.86	0.41
57:A1:211:ILE:HD12	57:A1:211:ILE:HA	1.93	0.41
57:A2:57:THR:HG23	57:A2:158:ARG:HH21	1.86	0.41
57:A2:104:LYS:HG2	57:A2:110:VAL:HG22	2.03	0.41
58:B1:68:TYR:CB	58:B1:75:TYR:HE2	2.34	0.41
58:B1:71:LEU:HB2	58:B1:90:VAL:HG11	2.03	0.41
58:B1:1050:THR:HG23	58:B1:1057:SER:HB3	2.02	0.41
59:B2:213:LEU:HD13	59:B2:422:LYS:HG2	2.03	0.41
59:B2:657:THR:HG21	59:B2:1188:ASP:HB2	2.03	0.41
59:B2:861:ALA:HB1	59:B2:882:ILE:HD13	2.02	0.41
59:B2:979:LEU:HD11	59:B2:1011:LEU:HD11	2.03	0.41
7:G:18:GLN:HB3	7:G:21:TYR:HB2	2.03	0.41
9:I:10:LEU:HG	9:I:62:ARG:HD2	2.03	0.41
10:J:156:ARG:HE	13:M:42:GLU:HG3	1.86	0.41
30:e:64:PRO:HA	30:e:88:VAL:HG22	2.03	0.41
34:j:17:VAL:HG13	34:j:137:PRO:HB2	2.03	0.41
48:x:55:MET:HE2	48:x:55:MET:HB3	1.91	0.41
51:1:518:G:C2	51:1:519:U:C2	3.08	0.41
51:1:688:U:O5'	51:1:688:U:H6	2.03	0.41
51:1:1279:G:H2'	51:1:1280:G:C8	2.56	0.41
51:1:1283:G:N2	51:1:1285:A:H3'	2.35	0.41
51:1:1482:G:H2'	51:1:1483:G:H8	1.85	0.41
51:1:1553:A:O2'	51:1:1554:U:H5	2.02	0.41
51:1:2098:U:H2'	51:1:2099:U:C5'	2.51	0.41
51:1:2105:U:C2	51:1:2184:A:H2	2.39	0.41

*Continued on next page...*

*Continued from previous page...*

Atom-1	Atom-2	Interatomic distance (Å)	Clash overlap (Å)
51:1:2326:C:H42	51:1:2389:G:H1	1.69	0.41
51:1:2393:U:C2'	51:1:2394:C:H5'	2.51	0.41
51:1:2776:A:C6	51:1:2778:A:C6	3.09	0.41
58:B1:108:ALA:HB2	58:B1:276:ASN:OD1	2.21	0.41
58:B1:394:ILE:O	58:B1:394:ILE:HG13	2.19	0.41
58:B1:395:LYS:HZ1	58:B1:399:LYS:CE	2.33	0.41
58:B1:848:VAL:HB	58:B1:858:VAL:HG22	2.02	0.41
59:B2:987:GLU:HG2	59:B2:991:LYS:HE3	2.03	0.41
8:H:14:VAL:HG11	8:H:180:ASP:HB3	2.03	0.40
9:I:184:LYS:HE2	9:I:184:LYS:HB2	1.86	0.40
12:L:125:ASP:HB2	12:L:130:LYS:HG3	2.03	0.40
13:M:26:MET:HE2	13:M:26:MET:HB3	1.96	0.40
18:R:10:ASP:HB3	18:R:45:SER:HB3	2.03	0.40
24:X:49:ALA:HA	24:X:58:PRO:HA	2.03	0.40
35:k:13:ASN:HB3	35:k:100:PHE:CZ	2.57	0.40
39:o:8:ILE:O	39:o:12:THR:OG1	2.33	0.40
51:1:284:U:H2'	51:1:285:G:C8	2.55	0.40
51:1:1116:G:O2'	51:1:1117:C:H5'	2.22	0.40
51:1:1430:G:O2'	51:1:1431:A:H5'	2.21	0.40
51:1:1722:A:H2'	51:1:1723:G:O4'	2.21	0.40
51:1:1822:C:H2'	51:1:1823:G:H8	1.85	0.40
51:1:2437:G:O4'	51:1:2598:A:C2	2.73	0.40
51:1:2575:C:H2'	51:1:2578:G:O6	2.21	0.40
51:1:2649:C:N3	51:1:2650:U:C4	2.89	0.40
51:1:2660:A:H2'	51:1:2661:G:C8	2.56	0.40
58:B1:26:SER:HB3	58:B1:29:MET:H	1.87	0.40
58:B1:777:HIS:CD2	59:B2:550:VAL:HG13	2.56	0.40
59:B2:444:ASP:OD1	59:B2:444:ASP:N	2.51	0.40
59:B2:738:GLU:HA	59:B2:741:MET:HE2	2.03	0.40
9:I:87:GLU:N	9:I:87:GLU:OE2	2.53	0.40
9:I:150:LYS:HD2	9:I:155:LYS:HD2	2.04	0.40
14:N:21:LYS:HE2	14:N:21:LYS:HB3	1.93	0.40
14:N:22:PRO:HA	14:N:60:LEU:HA	2.03	0.40
15:O:46:LYS:HE3	15:O:46:LYS:HB2	1.88	0.40
16:P:99:LEU:HA	16:P:102:ALA:HB3	2.03	0.40
21:U:55:ASP:OD1	21:U:55:ASP:N	2.38	0.40
29:d:163:ASN:HD21	51:1:322:A:P	2.45	0.40
32:g:1:MET:N	32:g:20:ASN:OD1	2.40	0.40
44:t:28:ASN:HD21	44:t:91:GLN:HB3	1.85	0.40
51:1:55:G:N2	51:1:116:C:C2	2.90	0.40
51:1:194:G:O6	51:1:195:A:C6	2.75	0.40

*Continued on next page...*

*Continued from previous page...*

Atom-1	Atom-2	Interatomic distance (Å)	Clash overlap (Å)
51:1:679:C:H2'	51:1:680:C:C6	2.56	0.40
51:1:1048:A:N6	51:1:1111:A:C8	2.89	0.40
51:1:1165:A:O2'	51:1:1166:G:H5'	2.21	0.40
51:1:1605:C:H2'	51:1:1606:C:C5'	2.51	0.40
51:1:1783:A:N1	51:1:2587:A:H2'	2.37	0.40
51:1:2061:G:H2'	51:1:2501:C:O2'	2.21	0.40
51:1:2106:U:H3'	51:1:2107:G:H8	1.86	0.40
51:1:2221:G:H2'	51:1:2222:C:C6	2.56	0.40
51:1:2648:G:O2'	51:1:2649:C:H5'	2.21	0.40
53:3:195:A:H2'	53:3:196:A:C8	2.56	0.40
53:3:1304:G:N1	53:3:1332:A:OP2	2.54	0.40
64:7:69:C:H2'	64:7:70:G:C8	2.56	0.40
8:H:156:LEU:H	8:H:156:LEU:HG	1.65	0.40
22:V:24:ILE:HG23	22:V:41:THR:HB	2.03	0.40
31:f:3:VAL:HG13	51:1:2751:G:H4'	2.02	0.40
31:f:60:GLY:O	31:f:64:ALA:N	2.53	0.40
33:i:89:SER:HB3	51:1:1063:G:O2'	2.20	0.40
50:z:37:ARG:HD3	50:z:37:ARG:HA	1.83	0.40
51:1:120:U:C2	51:1:149:A:C6	3.10	0.40
51:1:877:A:H2'	51:1:878:A:H5''	2.03	0.40
51:1:955:U:H2'	51:1:956:G:C5'	2.52	0.40
51:1:1152:C:H2'	51:1:1153:C:C6	2.55	0.40
51:1:1505:A:O2'	51:1:1506:U:H5'	2.19	0.40
51:1:1868:C:H2'	51:1:1869:G:H8	1.86	0.40
51:1:1948:G:N2	53:3:1418:A:H2	2.16	0.40
51:1:2098:U:H2'	51:1:2099:U:H5'	2.03	0.40
51:1:2680:U:O2'	51:1:2681:C:H5'	2.21	0.40
51:1:2788:C:H2'	51:1:2789:C:C6	2.56	0.40
51:1:2828:G:N1	51:1:2829:A:C5	2.90	0.40
51:1:2833:U:O2'	51:1:2834:G:H5'	2.22	0.40
53:3:146:G:H2'	53:3:147:G:H8	1.86	0.40
53:3:304:U:H2'	53:3:305:G:C8	2.56	0.40
57:A2:42:ALA:HB1	57:A2:224:LEU:HD11	2.03	0.40
58:B1:351:GLY:O	58:B1:467:ALA:HA	2.21	0.40
58:B1:1177:ILE:HD12	58:B1:1186:TYR:HE2	1.85	0.40
58:B1:1289:ASN:O	58:B1:1293:GLU:HB2	2.20	0.40
59:B2:886:LYS:HE2	59:B2:918:LEU:HD13	2.03	0.40
63:5:17:C:H2'	63:5:18:G:C8	2.56	0.40
64:7:10:G:OP1	64:7:46:G:H4'	2.21	0.40
8:H:190:THR:OG1	8:H:193:GLY:O	2.35	0.40
16:P:17:ASP:HB3	16:P:80:ASN:HD21	1.87	0.40

*Continued on next page...*

Continued from previous page...

Atom-1	Atom-2	Interatomic distance (Å)	Clash overlap (Å)
33:i:2:LYS:HA	33:i:2:LYS:HD3	1.89	0.40
38:n:83:LEU:HD23	38:n:83:LEU:HA	1.92	0.40
51:1:224:U:O4	51:1:420:C:H5'	2.21	0.40
51:1:359:G:H2'	51:1:360:U:C5'	2.51	0.40
51:1:914:G:H5'	51:1:915:C:OP2	2.22	0.40
51:1:924:G:O2'	51:1:925:A:H5'	2.21	0.40
51:1:1042:G:H2'	51:1:1043:C:H6	1.85	0.40
51:1:1346:G:O2'	51:1:1347:A:H5'	2.22	0.40
51:1:1430:G:H2'	51:1:1431:A:O4'	2.21	0.40
51:1:1494:A:C6	51:1:1495:A:C6	3.09	0.40
51:1:2585:U:O2	51:1:2585:U:O4'	2.39	0.40
51:1:2667:C:O5'	51:1:2667:C:H6	2.03	0.40
55:8:2:DC:C6	55:8:2:DC:H5'	2.56	0.40
57:A1:205:MET:HE1	57:A1:217:ILE:HG13	2.02	0.40
58:B1:74:LYS:HG3	58:B1:85:CYS:HB3	2.02	0.40
58:B1:1154:ALA:N	58:B1:1214:PRO:O	2.50	0.40
59:B2:22:LEU:HD22	59:B2:603:ILE:HG21	2.02	0.40
9:I:187:ARG:HH22	9:I:192:ALA:HA	1.86	0.40
46:v:70:ILE:HG22	46:v:72:VAL:HG22	2.03	0.40
51:1:10:A:C6	51:1:2800:A:C2	3.09	0.40
51:1:309:A:N3	51:1:329:G:O2'	2.53	0.40
51:1:570:G:O2'	51:1:571:U:H5'	2.22	0.40
51:1:1749:A:C4	51:1:1750:G:C8	3.10	0.40
51:1:1944:U:H3'	51:1:1945:G:H5'	2.03	0.40
51:1:2516:A:C2'	51:1:2517:C:H5'	2.51	0.40
56:9:33:DA:H5''	58:B1:121:PRO:HG3	2.04	0.40
57:A1:44:ARG:HA	57:A1:183:ILE:HD12	2.03	0.40
58:B1:139:LEU:HD23	58:B1:139:LEU:HA	1.89	0.40
58:B1:472:LEU:HD11	59:B2:1294:LYS:HG2	2.02	0.40
58:B1:515:ARG:HH21	58:B1:717:VAL:HG23	1.87	0.40
59:B2:159:SER:HB2	59:B2:442:VAL:HG11	2.04	0.40
59:B2:310:ILE:HG21	59:B2:325:LEU:HB3	2.03	0.40

There are no symmetry-related clashes.

## 5.3 Torsion angles [i](#)

### 5.3.1 Protein backbone [i](#)

In the following table, the Percentiles column shows the percent Ramachandran outliers of the chain as a percentile score with respect to all PDB entries followed by that with respect to all EM

entries.

The Analysed column shows the number of residues for which the backbone conformation was analysed, and the total number of residues.

Mol	Chain	Analysed	Favoured	Allowed	Outliers	Percentiles	
1	A	64/70 (91%)	59 (92%)	5 (8%)	0	100	100
2	B	54/57 (95%)	48 (89%)	4 (7%)	2 (4%)	2	19
3	C	48/55 (87%)	41 (85%)	7 (15%)	0	100	100
4	D	44/46 (96%)	42 (96%)	2 (4%)	0	100	100
5	E	62/65 (95%)	57 (92%)	5 (8%)	0	100	100
6	F	36/38 (95%)	32 (89%)	3 (8%)	1 (3%)	4	24
7	G	216/241 (90%)	187 (87%)	27 (12%)	2 (1%)	14	49
8	H	204/233 (88%)	194 (95%)	10 (5%)	0	100	100
9	I	203/206 (98%)	172 (85%)	30 (15%)	1 (0%)	24	63
10	J	155/167 (93%)	138 (89%)	17 (11%)	0	100	100
11	K	98/135 (73%)	85 (87%)	13 (13%)	0	100	100
12	L	149/179 (83%)	130 (87%)	19 (13%)	0	100	100
13	M	127/130 (98%)	118 (93%)	9 (7%)	0	100	100
14	N	125/130 (96%)	104 (83%)	21 (17%)	0	100	100
15	O	96/103 (93%)	87 (91%)	8 (8%)	1 (1%)	12	47
16	P	114/129 (88%)	100 (88%)	13 (11%)	1 (1%)	14	49
17	Q	121/124 (98%)	94 (78%)	27 (22%)	0	100	100
18	R	112/118 (95%)	99 (88%)	12 (11%)	1 (1%)	14	49
19	S	98/101 (97%)	83 (85%)	15 (15%)	0	100	100
20	T	86/89 (97%)	75 (87%)	11 (13%)	0	100	100
21	U	80/82 (98%)	69 (86%)	11 (14%)	0	100	100
22	V	78/84 (93%)	69 (88%)	8 (10%)	1 (1%)	9	41
23	W	63/75 (84%)	56 (89%)	5 (8%)	2 (3%)	3	21
24	X	77/92 (84%)	71 (92%)	6 (8%)	0	100	100
25	Y	83/87 (95%)	78 (94%)	5 (6%)	0	100	100
26	Z	63/71 (89%)	44 (70%)	18 (29%)	1 (2%)	7	37
27	b	269/273 (98%)	244 (91%)	25 (9%)	0	100	100
28	c	207/209 (99%)	190 (92%)	17 (8%)	0	100	100
29	d	199/201 (99%)	186 (94%)	13 (6%)	0	100	100

*Continued on next page...*

Continued from previous page...

Mol	Chain	Analysed	Favoured	Allowed	Outliers	Percentiles	
30	e	175/179 (98%)	157 (90%)	18 (10%)	0	100	100
31	f	174/177 (98%)	158 (91%)	16 (9%)	0	100	100
32	g	50/149 (34%)	44 (88%)	5 (10%)	1 (2%)	6	31
33	i	139/142 (98%)	116 (84%)	23 (16%)	0	100	100
34	j	140/142 (99%)	128 (91%)	12 (9%)	0	100	100
35	k	120/123 (98%)	106 (88%)	14 (12%)	0	100	100
36	l	141/144 (98%)	129 (92%)	12 (8%)	0	100	100
37	m	134/136 (98%)	128 (96%)	6 (4%)	0	100	100
38	n	118/127 (93%)	103 (87%)	15 (13%)	0	100	100
39	o	114/117 (97%)	109 (96%)	5 (4%)	0	100	100
40	p	112/115 (97%)	103 (92%)	9 (8%)	0	100	100
41	q	115/118 (98%)	110 (96%)	3 (3%)	2 (2%)	7	35
42	r	101/103 (98%)	90 (89%)	10 (10%)	1 (1%)	12	47
43	s	108/110 (98%)	101 (94%)	7 (6%)	0	100	100
44	t	91/100 (91%)	82 (90%)	9 (10%)	0	100	100
45	u	100/104 (96%)	84 (84%)	15 (15%)	1 (1%)	12	47
46	v	92/94 (98%)	87 (95%)	5 (5%)	0	100	100
47	w	73/85 (86%)	67 (92%)	6 (8%)	0	100	100
48	x	75/78 (96%)	72 (96%)	2 (3%)	1 (1%)	9	41
49	y	61/63 (97%)	55 (90%)	6 (10%)	0	100	100
50	z	56/59 (95%)	52 (93%)	4 (7%)	0	100	100
57	A1	295/329 (90%)	273 (92%)	21 (7%)	1 (0%)	36	71
57	A2	282/329 (86%)	271 (96%)	11 (4%)	0	100	100
58	B1	1329/1407 (94%)	1203 (90%)	122 (9%)	4 (0%)	36	71
59	B2	1338/1342 (100%)	1203 (90%)	131 (10%)	4 (0%)	36	71
60	W0	80/91 (88%)	77 (96%)	3 (4%)	0	100	100
61	NA	490/495 (99%)	469 (96%)	17 (4%)	4 (1%)	16	53
62	NG	150/181 (83%)	129 (86%)	14 (9%)	7 (5%)	2	16
65	h	2/6 (33%)	1 (50%)	1 (50%)	0	100	100
All	All	9586/10235 (94%)	8659 (90%)	888 (9%)	39 (0%)	31	67

All (39) Ramachandran outliers are listed below:

Mol	Chain	Res	Type
42	r	54	VAL
48	x	25	LYS
58	B1	121	PRO
61	NA	187	ARG
61	NA	188	PRO
62	NG	102	PRO
62	NG	124	PRO
62	NG	130	PRO
6	F	34	LYS
59	B2	43	PRO
59	B2	918	LEU
61	NA	19	PRO
62	NG	163	SER
57	A1	250	ASP
59	B2	888	THR
62	NG	129	GLU
2	B	23	ALA
7	G	19	THR
18	R	5	GLY
23	W	13	THR
32	g	12	LEU
41	q	23	TYR
58	B1	43	THR
58	B1	193	ASP
61	NA	426	GLY
7	G	17	HIS
15	O	58	ASN
22	V	50	ASN
45	u	97	SER
58	B1	1325	PHE
9	I	45	PRO
23	W	17	VAL
62	NG	169	THR
62	NG	170	PRO
26	Z	10	PRO
41	q	6	GLY
16	P	88	PRO
59	B2	1317	PRO
2	B	24	VAL

### 5.3.2 Protein sidechains [i](#)

In the following table, the Percentiles column shows the percent sidechain outliers of the chain as a percentile score with respect to all PDB entries followed by that with respect to all EM entries.

The Analysed column shows the number of residues for which the sidechain conformation was analysed, and the total number of residues.

Mol	Chain	Analysed	Rotameric	Outliers	Percentiles	
1	A	59/62 (95%)	58 (98%)	1 (2%)	53	67
2	B	47/48 (98%)	47 (100%)	0	100	100
3	C	45/49 (92%)	44 (98%)	1 (2%)	45	64
4	D	38/38 (100%)	37 (97%)	1 (3%)	40	60
5	E	51/52 (98%)	49 (96%)	2 (4%)	28	49
6	F	34/34 (100%)	30 (88%)	4 (12%)	5	19
7	G	180/199 (90%)	174 (97%)	6 (3%)	33	55
8	H	170/190 (90%)	167 (98%)	3 (2%)	51	67
9	I	172/173 (99%)	168 (98%)	4 (2%)	44	63
10	J	119/126 (94%)	117 (98%)	2 (2%)	53	67
11	K	87/116 (75%)	82 (94%)	5 (6%)	18	40
12	L	124/147 (84%)	124 (100%)	0	100	100
13	M	104/105 (99%)	103 (99%)	1 (1%)	68	76
14	N	105/107 (98%)	98 (93%)	7 (7%)	15	36
15	O	86/90 (96%)	78 (91%)	8 (9%)	8	26
16	P	89/99 (90%)	86 (97%)	3 (3%)	32	54
17	Q	103/104 (99%)	98 (95%)	5 (5%)	22	44
18	R	92/96 (96%)	91 (99%)	1 (1%)	65	74
19	S	83/84 (99%)	83 (100%)	0	100	100
20	T	76/77 (99%)	73 (96%)	3 (4%)	28	49
21	U	65/65 (100%)	64 (98%)	1 (2%)	57	70
22	V	74/78 (95%)	72 (97%)	2 (3%)	39	59
23	W	56/65 (86%)	52 (93%)	4 (7%)	13	35
24	X	70/79 (89%)	70 (100%)	0	100	100
25	Y	65/66 (98%)	64 (98%)	1 (2%)	57	70
26	Z	55/61 (90%)	47 (86%)	8 (14%)	3	14

*Continued on next page...*

Continued from previous page...

Mol	Chain	Analysed	Rotameric	Outliers	Percentiles	
27	b	216/218 (99%)	212 (98%)	4 (2%)	50	66
28	c	164/164 (100%)	164 (100%)	0	100	100
29	d	165/165 (100%)	162 (98%)	3 (2%)	51	67
30	e	148/150 (99%)	145 (98%)	3 (2%)	48	65
31	f	137/138 (99%)	135 (98%)	2 (2%)	57	70
32	g	41/114 (36%)	38 (93%)	3 (7%)	13	34
33	i	109/110 (99%)	108 (99%)	1 (1%)	70	76
34	j	116/116 (100%)	116 (100%)	0	100	100
35	k	103/104 (99%)	103 (100%)	0	100	100
36	l	102/103 (99%)	101 (99%)	1 (1%)	68	76
37	m	109/109 (100%)	103 (94%)	6 (6%)	19	42
38	n	100/103 (97%)	99 (99%)	1 (1%)	68	76
39	o	86/87 (99%)	86 (100%)	0	100	100
40	p	99/100 (99%)	99 (100%)	0	100	100
41	q	89/90 (99%)	86 (97%)	3 (3%)	32	54
42	r	84/84 (100%)	82 (98%)	2 (2%)	43	63
43	s	93/93 (100%)	92 (99%)	1 (1%)	65	74
44	t	80/84 (95%)	80 (100%)	0	100	100
45	u	83/85 (98%)	79 (95%)	4 (5%)	23	45
46	v	78/78 (100%)	77 (99%)	1 (1%)	61	72
47	w	57/63 (90%)	57 (100%)	0	100	100
48	x	67/68 (98%)	67 (100%)	0	100	100
49	y	55/55 (100%)	55 (100%)	0	100	100
50	z	48/49 (98%)	46 (96%)	2 (4%)	26	48
57	A1	185/286 (65%)	174 (94%)	11 (6%)	18	40
57	A2	186/286 (65%)	184 (99%)	2 (1%)	65	74
58	B1	1110/1168 (95%)	1018 (92%)	92 (8%)	10	30
59	B2	1150/1157 (99%)	1116 (97%)	34 (3%)	36	57
60	W0	70/75 (93%)	69 (99%)	1 (1%)	59	71
65	h	2/2 (100%)	2 (100%)	0	100	100
All	All	7381/7914 (93%)	7131 (97%)	250 (3%)	33	54

All (250) residues with a non-rotameric sidechain are listed below:

Mol	Chain	Res	Type
1	A	21	VAL
3	C	22	THR
4	D	44	VAL
5	E	28	LEU
5	E	31	ILE
6	F	34	LYS
6	F	35	GLN
6	F	36	ARG
6	F	37	GLN
7	G	8	MET
7	G	10	LYS
7	G	13	VAL
7	G	14	HIS
7	G	17	HIS
7	G	29	PHE
8	H	74	ILE
8	H	156	LEU
8	H	164	THR
9	I	44	LYS
9	I	46	ARG
9	I	96	ARG
9	I	97	LEU
10	J	55	VAL
10	J	130	THR
11	K	89	VAL
11	K	90	MET
11	K	91	ARG
11	K	92	THR
11	K	94	HIS
13	M	102	VAL
14	N	52	GLU
14	N	53	LEU
14	N	54	VAL
14	N	57	VAL
14	N	59	LYS
14	N	60	LEU
14	N	65	THR
15	O	16	ARG
15	O	82	LYS
15	O	83	THR
15	O	87	LEU
15	O	88	MET

*Continued on next page...*

*Continued from previous page...*

<b>Mol</b>	<b>Chain</b>	<b>Res</b>	<b>Type</b>
15	O	89	ARG
15	O	91	ASP
15	O	92	LEU
16	P	120	CYS
16	P	121	ARG
16	P	124	LYS
17	Q	15	VAL
17	Q	17	LYS
17	Q	20	VAL
17	Q	29	LYS
17	Q	34	THR
18	R	64	VAL
20	T	82	GLU
20	T	86	LEU
20	T	88	ARG
21	U	36	VAL
22	V	47	ASP
22	V	52	CYS
23	W	15	GLU
23	W	17	VAL
23	W	18	GLN
23	W	70	THR
25	Y	85	LEU
26	Z	3	ILE
26	Z	4	LYS
26	Z	5	VAL
26	Z	12	ASP
26	Z	15	LEU
26	Z	19	LYS
26	Z	20	ARG
26	Z	27	VAL
27	b	129	LEU
27	b	131	MET
27	b	132	ARG
27	b	203	VAL
29	d	14	VAL
29	d	118	LEU
29	d	198	GLU
30	e	39	VAL
30	e	174	PHE
30	e	177	ARG
31	f	9	VAL

*Continued on next page...*

*Continued from previous page...*

<b>Mol</b>	<b>Chain</b>	<b>Res</b>	<b>Type</b>
31	f	131	VAL
32	g	4	ILE
32	g	5	LEU
32	g	9	VAL
33	i	22	PRO
36	l	85	VAL
37	m	44	ARG
37	m	47	GLU
37	m	50	ARG
37	m	55	ARG
37	m	58	LYS
37	m	59	ARG
38	n	13	ASN
41	q	4	LYS
41	q	5	ARG
41	q	28	SER
42	r	53	PHE
42	r	55	ASP
43	s	3	THR
45	u	35	VAL
45	u	93	ARG
45	u	100	GLU
45	u	101	THR
46	v	72	VAL
50	z	16	LEU
50	z	40	THR
57	A1	9	LEU
57	A1	12	ARG
57	A1	13	LEU
57	A1	18	GLN
57	A1	19	VAL
57	A1	22	THR
57	A1	27	THR
57	A1	28	LEU
57	A1	33	ARG
57	A1	46	ILE
57	A1	48	LEU
57	A2	29	GLU
57	A2	74	VAL
58	B1	24	LEU
58	B1	40	LYS
58	B1	42	GLU

*Continued on next page...*

*Continued from previous page...*

<b>Mol</b>	<b>Chain</b>	<b>Res</b>	<b>Type</b>
58	B1	44	ILE
58	B1	47	ARG
58	B1	49	PHE
58	B1	50	LYS
58	B1	60	ARG
58	B1	69	GLU
58	B1	71	LEU
58	B1	74	LYS
58	B1	76	LYS
58	B1	78	LEU
58	B1	80	HIS
58	B1	81	ARG
58	B1	86	GLU
58	B1	91	GLU
58	B1	93	THR
58	B1	94	GLN
58	B1	95	THR
58	B1	96	LYS
58	B1	99	ARG
58	B1	100	GLU
58	B1	114	ILE
58	B1	117	LEU
58	B1	120	LEU
58	B1	126	LEU
58	B1	132	LEU
58	B1	135	ILE
58	B1	142	GLU
58	B1	144	TYR
58	B1	145	VAL
58	B1	146	VAL
58	B1	147	ILE
58	B1	152	THR
58	B1	154	LEU
58	B1	157	GLN
58	B1	159	ILE
58	B1	172	PHE
58	B1	174	ASP
58	B1	175	GLU
58	B1	180	MET
58	B1	190	LYS
58	B1	193	ASP
58	B1	196	GLN

*Continued on next page...*

*Continued from previous page...*

<b>Mol</b>	<b>Chain</b>	<b>Res</b>	<b>Type</b>
58	B1	210	SER
58	B1	212	THR
58	B1	216	LYS
58	B1	222	LYS
58	B1	223	LEU
58	B1	227	PHE
58	B1	233	LYS
58	B1	237	MET
58	B1	238	ILE
58	B1	239	LEU
58	B1	240	THR
58	B1	244	VAL
58	B1	255	LEU
58	B1	256	ASP
58	B1	259	ARG
58	B1	281	ARG
58	B1	282	LEU
58	B1	285	LEU
58	B1	290	ILE
58	B1	317	THR
58	B1	322	ARG
58	B1	324	LEU
58	B1	363	LEU
58	B1	385	LEU
58	B1	386	GLU
58	B1	387	LEU
58	B1	390	LEU
58	B1	393	THR
58	B1	394	ILE
58	B1	395	LYS
58	B1	416	ILE
58	B1	417	ARG
58	B1	425	ARG
58	B1	506	VAL
58	B1	514	THR
58	B1	800	LEU
58	B1	807	LEU
58	B1	839	VAL
58	B1	901	ARG
58	B1	903	LEU
58	B1	1172	LYS
58	B1	1181	ASP

*Continued on next page...*

*Continued from previous page...*

<b>Mol</b>	<b>Chain</b>	<b>Res</b>	<b>Type</b>
58	B1	1233	ILE
58	B1	1327	GLU
58	B1	1328	THR
58	B1	1331	VAL
58	B1	1332	LEU
59	B2	44	GLU
59	B2	49	LEU
59	B2	56	VAL
59	B2	146	VAL
59	B2	483	ASP
59	B2	487	LEU
59	B2	516	ASP
59	B2	538	LEU
59	B2	540	ARG
59	B2	545	PHE
59	B2	546	GLU
59	B2	615	VAL
59	B2	857	VAL
59	B2	859	GLU
59	B2	887	VAL
59	B2	890	LYS
59	B2	892	GLU
59	B2	894	GLN
59	B2	895	LEU
59	B2	898	GLU
59	B2	900	LYS
59	B2	901	LEU
59	B2	902	LEU
59	B2	903	ARG
59	B2	908	GLU
59	B2	909	LYS
59	B2	912	ASP
59	B2	913	VAL
59	B2	915	ASP
59	B2	918	LEU
59	B2	920	VAL
59	B2	922	ASN
59	B2	1076	ILE
59	B2	1151	LEU
60	W0	63	ILE

Sometimes sidechains can be flipped to improve hydrogen bonding and reduce clashes. All (125) such sidechains are listed below:

Mol	Chain	Res	Type
1	A	20	ASN
1	A	33	ASN
1	A	61	ASN
2	B	4	GLN
3	C	25	ASN
3	C	44	GLN
4	D	16	HIS
7	G	14	HIS
7	G	119	GLN
7	G	121	GLN
8	H	7	ASN
8	H	68	HIS
8	H	99	GLN
8	H	122	GLN
8	H	138	GLN
8	H	139	ASN
9	I	151	GLN
9	I	197	HIS
10	J	76	ASN
10	J	121	ASN
12	L	85	GLN
12	L	121	ASN
12	L	147	ASN
13	M	37	ASN
13	M	66	GLN
14	N	4	GLN
14	N	30	ASN
15	O	20	GLN
15	O	35	GLN
15	O	58	ASN
16	P	80	ASN
17	Q	4	ASN
17	Q	71	HIS
18	R	7	ASN
18	R	99	GLN
19	S	59	GLN
20	T	19	ASN
20	T	39	GLN
22	V	30	HIS
24	X	68	HIS
25	Y	2	ASN
25	Y	77	ASN
26	Z	8	ASN

*Continued on next page...*

*Continued from previous page...*

<b>Mol</b>	<b>Chain</b>	<b>Res</b>	<b>Type</b>
27	b	24	HIS
27	b	69	ASN
27	b	89	ASN
27	b	142	ASN
27	b	259	ASN
28	c	49	GLN
28	c	134	HIS
28	c	150	GLN
28	c	164	GLN
29	d	41	GLN
29	d	62	GLN
29	d	90	GLN
29	d	92	HIS
29	d	94	GLN
29	d	165	HIS
30	e	4	HIS
30	e	80	GLN
31	f	47	ASN
31	f	87	GLN
32	g	2	GLN
33	i	29	GLN
33	i	30	GLN
34	j	58	ASN
34	j	135	GLN
35	k	3	GLN
35	k	5	GLN
35	k	93	GLN
36	l	4	ASN
36	l	99	ASN
36	l	104	GLN
37	m	13	HIS
38	n	13	ASN
40	p	2	ASN
40	p	114	ASN
41	q	55	GLN
41	q	58	GLN
42	r	18	GLN
42	r	82	HIS
43	s	7	HIS
44	t	28	ASN
44	t	59	ASN
44	t	92	ASN

*Continued on next page...*

*Continued from previous page...*

Mol	Chain	Res	Type
45	u	52	ASN
46	v	87	GLN
47	w	53	HIS
48	x	16	ASN
48	x	33	HIS
49	y	31	GLN
49	y	38	GLN
50	z	8	GLN
57	A1	66	HIS
57	A1	84	ASN
57	A1	117	HIS
57	A1	128	HIS
57	A1	227	GLN
57	A2	23	HIS
57	A2	227	GLN
58	B1	45	ASN
58	B1	364	HIS
58	B1	424	ASN
58	B1	469	HIS
58	B1	805	GLN
58	B1	865	HIS
58	B1	1195	GLN
58	B1	1238	GLN
58	B1	1259	GLN
59	B2	69	GLN
59	B2	314	ASN
59	B2	330	HIS
59	B2	343	HIS
59	B2	518	ASN
59	B2	554	HIS
59	B2	688	GLN
59	B2	808	ASN
59	B2	1008	GLN
59	B2	1080	ASN
59	B2	1237	HIS
59	B2	1268	GLN
59	B2	1313	HIS
60	W0	7	GLN
60	W0	31	GLN
60	W0	62	GLN

### 5.3.3 RNA [i](#)

Mol	Chain	Analysed	Backbone Outliers	Pucker Outliers
51	1	2902/2904 (99%)	397 (13%)	16 (0%)
52	2	119/120 (99%)	17 (14%)	1 (0%)
53	3	1538/1542 (99%)	254 (16%)	5 (0%)
54	4	33/56 (58%)	16 (48%)	2 (6%)
63	5	75/76 (98%)	43 (57%)	7 (9%)
64	6	76/77 (98%)	10 (13%)	0
64	7	76/77 (98%)	27 (35%)	2 (2%)
All	All	4819/4852 (99%)	764 (15%)	33 (0%)

All (764) RNA backbone outliers are listed below:

Mol	Chain	Res	Type
51	1	10	A
51	1	12	U
51	1	34	U
51	1	35	G
51	1	46	G
51	1	51	G
51	1	55	G
51	1	63	A
51	1	71	A
51	1	74	A
51	1	75	G
51	1	102	U
51	1	103	A
51	1	119	A
51	1	120	U
51	1	139	U
51	1	140	C
51	1	141	G
51	1	149	A
51	1	162	U
51	1	163	C
51	1	178	G
51	1	196	A
51	1	199	A
51	1	216	A
51	1	221	A
51	1	222	A
51	1	229	C
51	1	248	G
51	1	255	A
51	1	265	A

*Continued on next page...*

*Continued from previous page...*

<b>Mol</b>	<b>Chain</b>	<b>Res</b>	<b>Type</b>
51	1	266	G
51	1	276	U
51	1	281	C
51	1	285	G
51	1	294	A
51	1	323	C
51	1	329	G
51	1	330	A
51	1	353	C
51	1	361	G
51	1	362	A
51	1	371	A
51	1	372	G
51	1	386	G
51	1	387	U
51	1	396	G
51	1	404	A
51	1	406	G
51	1	411	G
51	1	424	G
51	1	451	U
51	1	457	A
51	1	481	G
51	1	482	A
51	1	491	G
51	1	504	A
51	1	505	A
51	1	526	A
51	1	529	A
51	1	531	C
51	1	532	A
51	1	533	G
51	1	544	C
51	1	545	U
51	1	546	U
51	1	547	A
51	1	562	U
51	1	563	A
51	1	573	U
51	1	574	A
51	1	575	A
51	1	603	A

*Continued on next page...*

*Continued from previous page...*

<b>Mol</b>	<b>Chain</b>	<b>Res</b>	<b>Type</b>
51	1	614	A
51	1	616	A
51	1	627	A
51	1	637	A
51	1	646	U
51	1	647	G
51	1	654	A
51	1	669	G
51	1	671	C
51	1	677	A
51	1	686	U
51	1	687	C
51	1	695	G
51	1	730	A
51	1	745	G
51	1	747	C
51	1	758	C
51	1	764	A
51	1	765	C
51	1	775	G
51	1	782	A
51	1	784	G
51	1	785	G
51	1	789	A
51	1	791	C
51	1	792	A
51	1	801	G
51	1	805	G
51	1	812	C
51	1	819	A
51	1	827	U
51	1	828	U
51	1	829	A
51	1	830	G
51	1	845	A
51	1	846	U
51	1	858	G
51	1	860	U
51	1	878	A
51	1	887	U
51	1	896	A
51	1	910	A

*Continued on next page...*

*Continued from previous page...*

<b>Mol</b>	<b>Chain</b>	<b>Res</b>	<b>Type</b>
51	1	911	A
51	1	932	U
51	1	941	A
51	1	946	C
51	1	961	C
51	1	968	C
51	1	974	G
51	1	981	A
51	1	983	A
51	1	985	C
51	1	995	C
51	1	996	A
51	1	1005	C
51	1	1012	U
51	1	1013	C
51	1	1021	A
51	1	1022	G
51	1	1031	G
51	1	1033	U
51	1	1045	C
51	1	1046	A
51	1	1047	G
51	1	1057	A
51	1	1058	U
51	1	1060	U
51	1	1061	U
51	1	1063	G
51	1	1065	U
51	1	1066	U
51	1	1068	G
51	1	1069	A
51	1	1070	A
51	1	1071	G
51	1	1073	A
51	1	1075	C
51	1	1078	U
51	1	1083	U
51	1	1084	A
51	1	1086	A
51	1	1088	A
51	1	1104	C
51	1	1111	A

*Continued on next page...*

*Continued from previous page...*

<b>Mol</b>	<b>Chain</b>	<b>Res</b>	<b>Type</b>
51	1	1131	G
51	1	1132	U
51	1	1133	A
51	1	1135	C
51	1	1139	G
51	1	1142	A
51	1	1143	A
51	1	1157	G
51	1	1175	A
51	1	1177	G
51	1	1178	C
51	1	1180	U
51	1	1186	G
51	1	1212	G
51	1	1225	G
51	1	1253	A
51	1	1256	G
51	1	1271	G
51	1	1272	A
51	1	1273	U
51	1	1289	C
51	1	1294	U
51	1	1300	G
51	1	1301	A
51	1	1345	C
51	1	1352	U
51	1	1365	A
51	1	1378	A
51	1	1379	U
51	1	1383	A
51	1	1406	U
51	1	1416	G
51	1	1419	A
51	1	1420	A
51	1	1427	A
51	1	1429	G
51	1	1452	G
51	1	1453	A
51	1	1461	C
51	1	1482	G
51	1	1490	A
51	1	1491	G

*Continued on next page...*

*Continued from previous page...*

<b>Mol</b>	<b>Chain</b>	<b>Res</b>	<b>Type</b>
51	1	1497	U
51	1	1504	A
51	1	1515	A
51	1	1524	G
51	1	1533	C
51	1	1535	A
51	1	1536	C
51	1	1537	G
51	1	1555	G
51	1	1560	G
51	1	1565	C
51	1	1569	A
51	1	1578	U
51	1	1583	A
51	1	1608	A
51	1	1616	A
51	1	1634	A
51	1	1647	U
51	1	1648	U
51	1	1674	G
51	1	1698	A
51	1	1699	G
51	1	1703	G
51	1	1715	G
51	1	1716	U
51	1	1729	U
51	1	1730	C
51	1	1732	C
51	1	1738	G
51	1	1758	U
51	1	1764	C
51	1	1773	A
51	1	1783	A
51	1	1784	A
51	1	1786	A
51	1	1800	C
51	1	1801	A
51	1	1802	A
51	1	1808	A
51	1	1809	A
51	1	1816	C
51	1	1829	A

*Continued on next page...*

*Continued from previous page...*

<b>Mol</b>	<b>Chain</b>	<b>Res</b>	<b>Type</b>
51	1	1833	C
51	1	1834	U
51	1	1870	C
51	1	1871	A
51	1	1901	A
51	1	1906	G
51	1	1913	A
51	1	1914	C
51	1	1929	G
51	1	1931	U
51	1	1936	A
51	1	1937	A
51	1	1938	A
51	1	1939	U
51	1	1943	U
51	1	1955	U
51	1	1967	C
51	1	1970	A
51	1	1971	U
51	1	1972	G
51	1	1990	C
51	1	1993	U
51	1	1997	C
51	1	2022	U
51	1	2023	C
51	1	2024	G
51	1	2027	G
51	1	2030	A
51	1	2031	A
51	1	2033	A
51	1	2034	U
51	1	2043	C
51	1	2052	A
51	1	2055	C
51	1	2056	G
51	1	2060	A
51	1	2061	G
51	1	2069	G
51	1	2093	G
51	1	2096	C
51	1	2100	G
51	1	2110	G

*Continued on next page...*

*Continued from previous page...*

<b>Mol</b>	<b>Chain</b>	<b>Res</b>	<b>Type</b>
51	1	2111	U
51	1	2118	U
51	1	2119	A
51	1	2123	G
51	1	2128	G
51	1	2131	U
51	1	2132	U
51	1	2133	G
51	1	2134	A
51	1	2137	U
51	1	2141	G
51	1	2145	C
51	1	2149	U
51	1	2162	G
51	1	2164	C
51	1	2166	U
51	1	2172	U
51	1	2173	A
51	1	2174	C
51	1	2189	U
51	1	2192	U
51	1	2198	A
51	1	2204	G
51	1	2211	A
51	1	2213	U
51	1	2225	A
51	1	2238	G
51	1	2239	G
51	1	2243	U
51	1	2268	A
51	1	2275	C
51	1	2279	G
51	1	2283	C
51	1	2287	A
51	1	2288	A
51	1	2305	U
51	1	2309	A
51	1	2325	G
51	1	2326	C
51	1	2327	A
51	1	2333	A
51	1	2334	U

*Continued on next page...*

*Continued from previous page...*

<b>Mol</b>	<b>Chain</b>	<b>Res</b>	<b>Type</b>
51	1	2345	G
51	1	2350	C
51	1	2382	G
51	1	2383	G
51	1	2385	C
51	1	2392	A
51	1	2402	U
51	1	2406	A
51	1	2407	A
51	1	2423	U
51	1	2426	A
51	1	2427	C
51	1	2429	G
51	1	2430	A
51	1	2435	A
51	1	2436	G
51	1	2440	C
51	1	2441	U
51	1	2445	G
51	1	2447	G
51	1	2448	A
51	1	2476	A
51	1	2482	A
51	1	2491	U
51	1	2492	U
51	1	2498	C
51	1	2502	G
51	1	2505	G
51	1	2506	U
51	1	2507	C
51	1	2518	A
51	1	2547	A
51	1	2554	U
51	1	2566	A
51	1	2567	G
51	1	2572	A
51	1	2573	C
51	1	2582	G
51	1	2602	A
51	1	2609	U
51	1	2613	U
51	1	2629	U

*Continued on next page...*

*Continued from previous page...*

<b>Mol</b>	<b>Chain</b>	<b>Res</b>	<b>Type</b>
51	1	2630	G
51	1	2642	G
51	1	2646	C
51	1	2689	U
51	1	2690	U
51	1	2714	G
51	1	2726	A
51	1	2732	G
51	1	2744	G
51	1	2748	A
51	1	2751	G
51	1	2758	A
51	1	2764	A
51	1	2765	A
51	1	2778	A
51	1	2779	U
51	1	2793	C
51	1	2798	U
51	1	2799	A
51	1	2800	A
51	1	2801	G
51	1	2820	A
51	1	2861	U
51	1	2867	G
51	1	2868	A
51	1	2872	A
51	1	2879	A
51	1	2880	C
51	1	2884	U
51	1	2901	C
52	2	9	G
52	2	13	G
52	2	25	U
52	2	30	C
52	2	35	C
52	2	36	C
52	2	44	G
52	2	45	A
52	2	53	A
52	2	67	G
52	2	87	U
52	2	88	C

*Continued on next page...*

*Continued from previous page...*

<b>Mol</b>	<b>Chain</b>	<b>Res</b>	<b>Type</b>
52	2	89	U
52	2	90	C
52	2	108	A
52	2	109	A
52	2	120	A
53	3	4	U
53	3	5	U
53	3	6	G
53	3	7	A
53	3	9	G
53	3	22	G
53	3	32	A
53	3	39	G
53	3	47	C
53	3	48	C
53	3	51	A
53	3	71	A
53	3	75	G
53	3	77	A
53	3	78	A
53	3	80	A
53	3	83	C
53	3	84	U
53	3	87	C
53	3	88	U
53	3	94	G
53	3	95	C
53	3	100	G
53	3	108	G
53	3	116	A
53	3	121	U
53	3	127	G
53	3	130	A
53	3	144	G
53	3	163	C
53	3	183	C
53	3	197	A
53	3	206	C
53	3	208	U
53	3	210	C
53	3	211	G
53	3	212	G

*Continued on next page...*

*Continued from previous page...*

<b>Mol</b>	<b>Chain</b>	<b>Res</b>	<b>Type</b>
53	3	222	C
53	3	226	G
53	3	240	G
53	3	245	U
53	3	247	G
53	3	251	G
53	3	263	A
53	3	264	C
53	3	266	G
53	3	267	C
53	3	279	A
53	3	280	C
53	3	281	G
53	3	289	G
53	3	293	G
53	3	321	A
53	3	328	C
53	3	329	A
53	3	330	C
53	3	345	C
53	3	347	G
53	3	348	G
53	3	352	C
53	3	353	A
53	3	354	G
53	3	363	A
53	3	367	U
53	3	372	C
53	3	374	A
53	3	388	G
53	3	397	A
53	3	398	U
53	3	405	U
53	3	406	G
53	3	412	A
53	3	413	G
53	3	422	C
53	3	423	G
53	3	428	G
53	3	429	U
53	3	446	G
53	3	453	G

*Continued on next page...*

*Continued from previous page...*

<b>Mol</b>	<b>Chain</b>	<b>Res</b>	<b>Type</b>
53	3	467	U
53	3	468	A
53	3	472	U
53	3	479	U
53	3	480	U
53	3	481	G
53	3	484	G
53	3	485	U
53	3	486	U
53	3	487	A
53	3	496	A
53	3	497	G
53	3	505	G
53	3	508	U
53	3	509	A
53	3	511	C
53	3	518	C
53	3	521	G
53	3	522	C
53	3	531	U
53	3	532	A
53	3	533	A
53	3	536	C
53	3	547	A
53	3	561	U
53	3	562	U
53	3	564	C
53	3	566	G
53	3	572	A
53	3	573	A
53	3	575	G
53	3	576	C
53	3	577	G
53	3	607	A
53	3	615	G
53	3	633	G
53	3	639	G
53	3	642	A
53	3	653	U
53	3	655	A
53	3	660	C
53	3	665	A

*Continued on next page...*

*Continued from previous page...*

<b>Mol</b>	<b>Chain</b>	<b>Res</b>	<b>Type</b>
53	3	682	G
53	3	688	G
53	3	702	A
53	3	703	G
53	3	718	A
53	3	721	G
53	3	723	U
53	3	724	G
53	3	731	G
53	3	734	G
53	3	755	G
53	3	777	A
53	3	793	U
53	3	799	G
53	3	809	G
53	3	815	A
53	3	817	C
53	3	818	G
53	3	819	A
53	3	820	U
53	3	821	G
53	3	829	G
53	3	836	G
53	3	843	U
53	3	844	G
53	3	845	A
53	3	846	G
53	3	849	G
53	3	851	G
53	3	868	C
53	3	902	G
53	3	914	A
53	3	934	C
53	3	935	A
53	3	960	U
53	3	961	U
53	3	966	G
53	3	969	A
53	3	971	G
53	3	975	A
53	3	976	G
53	3	977	A

*Continued on next page...*

*Continued from previous page...*

<b>Mol</b>	<b>Chain</b>	<b>Res</b>	<b>Type</b>
53	3	991	U
53	3	992	U
53	3	993	G
53	3	1004	A
53	3	1020	G
53	3	1028	C
53	3	1029	U
53	3	1031	C
53	3	1032	G
53	3	1033	G
53	3	1034	G
53	3	1036	A
53	3	1053	G
53	3	1054	C
53	3	1055	A
53	3	1085	U
53	3	1094	G
53	3	1095	U
53	3	1099	G
53	3	1101	A
53	3	1108	G
53	3	1133	G
53	3	1136	C
53	3	1137	C
53	3	1139	G
53	3	1158	C
53	3	1159	U
53	3	1168	U
53	3	1171	A
53	3	1182	G
53	3	1183	U
53	3	1184	G
53	3	1195	C
53	3	1196	A
53	3	1197	A
53	3	1202	U
53	3	1206	G
53	3	1224	U
53	3	1225	A
53	3	1226	C
53	3	1227	A
53	3	1237	C

*Continued on next page...*

*Continued from previous page...*

<b>Mol</b>	<b>Chain</b>	<b>Res</b>	<b>Type</b>
53	3	1238	A
53	3	1240	U
53	3	1241	G
53	3	1250	A
53	3	1256	A
53	3	1260	G
53	3	1261	A
53	3	1275	A
53	3	1278	G
53	3	1280	A
53	3	1281	C
53	3	1282	C
53	3	1286	U
53	3	1287	A
53	3	1290	G
53	3	1300	G
53	3	1302	C
53	3	1305	G
53	3	1312	G
53	3	1317	C
53	3	1322	C
53	3	1331	G
53	3	1335	U
53	3	1336	C
53	3	1340	A
53	3	1363	A
53	3	1370	G
53	3	1379	G
53	3	1394	A
53	3	1400	C
53	3	1404	C
53	3	1419	G
53	3	1429	A
53	3	1446	A
53	3	1448	C
53	3	1452	C
53	3	1453	G
53	3	1487	G
53	3	1492	A
53	3	1497	G
53	3	1499	A
53	3	1503	A

*Continued on next page...*

*Continued from previous page...*

<b>Mol</b>	<b>Chain</b>	<b>Res</b>	<b>Type</b>
53	3	1506	U
53	3	1507	A
53	3	1517	G
53	3	1518	A
53	3	1519	A
53	3	1529	G
53	3	1530	G
54	4	4	U
54	4	7	C
54	4	8	U
54	4	9	U
54	4	11	U
54	4	12	U
54	4	15	U
54	4	16	U
54	4	17	U
54	4	18	U
54	4	19	U
54	4	21	U
54	4	22	U
54	4	45	U
54	4	46	U
54	4	47	U
63	5	2	C
63	5	7	A
63	5	8	U
63	5	9	A
63	5	11	C
63	5	13	C
63	5	15	G
63	5	17	C
63	5	18	G
63	5	19	G
63	5	20	U
63	5	21	A
63	5	26	A
63	5	28	G
63	5	29	G
63	5	30	G
63	5	32	U
63	5	33	U
63	5	34	G

*Continued on next page...*

*Continued from previous page...*

<b>Mol</b>	<b>Chain</b>	<b>Res</b>	<b>Type</b>
63	5	35	A
63	5	36	A
63	5	37	A
63	5	39	U
63	5	40	C
63	5	41	C
63	5	43	C
63	5	44	G
63	5	46	G
63	5	47	U
63	5	48	C
63	5	49	C
63	5	52	G
63	5	53	G
63	5	55	U
63	5	57	G
63	5	58	A
63	5	59	U
63	5	60	U
63	5	61	C
63	5	66	U
63	5	73	A
63	5	74	C
63	5	76	A
64	6	2	G
64	6	9	G
64	6	18	G
64	6	19	G
64	6	20	U
64	6	46	G
64	6	47	U
64	6	59	A
64	6	74	C
64	6	76	A
64	7	2	G
64	7	7	G
64	7	8	U
64	7	9	G
64	7	19	G
64	7	20	U
64	7	21	A
64	7	22	G

*Continued on next page...*

*Continued from previous page...*

<b>Mol</b>	<b>Chain</b>	<b>Res</b>	<b>Type</b>
64	7	30	G
64	7	33	U
64	7	34	C
64	7	35	A
64	7	36	U
64	7	42	G
64	7	45	G
64	7	54	U
64	7	55	U
64	7	56	C
64	7	57	A
64	7	64	G
64	7	67	C
64	7	68	C
64	7	70	G
64	7	73	A
64	7	74	C
64	7	75	C
64	7	76	A

All (33) RNA pucker outliers are listed below:

<b>Mol</b>	<b>Chain</b>	<b>Res</b>	<b>Type</b>
51	1	481	G
51	1	490	C
51	1	685	A
51	1	764	A
51	1	784	G
51	1	827	U
51	1	859	G
51	1	1020	A
51	1	1130	U
51	1	1715	G
51	1	1783	A
51	1	1801	A
51	1	1930	G
51	1	2275	C
51	1	2326	C
51	1	2732	G
52	2	88	C
53	3	4	U
53	3	1035	A

*Continued on next page...*

*Continued from previous page...*

Mol	Chain	Res	Type
53	3	1139	G
53	3	1224	U
53	3	1492	A
54	4	11	U
54	4	16	U
63	5	7	A
63	5	29	G
63	5	32	U
63	5	39	U
63	5	48	C
63	5	57	G
63	5	60	U
64	7	33	U
64	7	56	C

## 5.4 Non-standard residues in protein, DNA, RNA chains [i](#)

4 non-standard protein/DNA/RNA residues are modelled in this entry.

In the following table, the Counts columns list the number of bonds (or angles) for which Mogul statistics could be retrieved, the number of bonds (or angles) that are observed in the model and the number of bonds (or angles) that are defined in the Chemical Component Dictionary. The Link column lists molecule types, if any, to which the group is linked. The Z score for a bond length (or angle) is the number of standard deviations the observed value is removed from the expected value. A bond length (or angle) with  $|Z| > 2$  is considered an outlier worth inspection. RMSZ is the root-mean-square of all Z scores of the bond lengths (or angles).

Mol	Type	Chain	Res	Link	Bond lengths			Bond angles		
					Counts	RMSZ	# Z  > 2	Counts	RMSZ	# Z  > 2
65	UAL	h	5	65	6,8,9	2.39	2 (33%)	4,9,11	1.87	1 (25%)
65	KBE	h	1	65	8,8,9	0.57	0	6,8,10	1.18	0
65	5OH	h	6	65	7,12,13	0.70	0	4,16,18	1.34	1 (25%)
65	DPP	h	2	65	4,5,6	0.50	0	1,5,7	0.07	0

In the following table, the Chirals column lists the number of chiral outliers, the number of chiral centers analysed, the number of these observed in the model and the number defined in the Chemical Component Dictionary. Similar counts are reported in the Torsion and Rings columns. '-' means no outliers of that kind were identified.

Mol	Type	Chain	Res	Link	Chirals	Torsions	Rings
65	UAL	h	5	65	-	0/3/7/9	-
65	KBE	h	1	65	-	0/7/7/8	-

*Continued on next page...*

*Continued from previous page...*

Mol	Type	Chain	Res	Link	Chirals	Torsions	Rings
65	5OH	h	6	65	-	0/2/18/20	0/1/1/1
65	DPP	h	2	65	-	0/2/4/6	-

All (2) bond length outliers are listed below:

Mol	Chain	Res	Type	Atoms	Z	Observed(Å)	Ideal(Å)
65	h	5	UAL	C1-N1	-5.02	1.32	1.40
65	h	5	UAL	C-CA	-2.84	1.40	1.45

All (2) bond angle outliers are listed below:

Mol	Chain	Res	Type	Atoms	Z	Observed(°)	Ideal(°)
65	h	5	UAL	O-C-CA	-3.26	121.30	125.39
65	h	6	5OH	CR-CB-CA	-2.40	110.06	112.61

There are no chirality outliers.

There are no torsion outliers.

There are no ring outliers.

3 monomers are involved in 9 short contacts:

Mol	Chain	Res	Type	Clashes	Symm-Clashes
65	h	5	UAL	1	0
65	h	6	5OH	6	0
65	h	2	DPP	2	0

## 5.5 Carbohydrates [i](#)

There are no oligosaccharides in this entry.

## 5.6 Ligand geometry [i](#)

Of 1 ligands modelled in this entry, 1 is monoatomic - leaving 0 for Mogul analysis.

There are no bond length outliers.

There are no bond angle outliers.

There are no chirality outliers.

There are no torsion outliers.

There are no ring outliers.

No monomer is involved in short contacts.

## 5.7 Other polymers [i](#)

There are no such residues in this entry.

## 5.8 Polymer linkage issues [i](#)

There are no chain breaks in this entry.

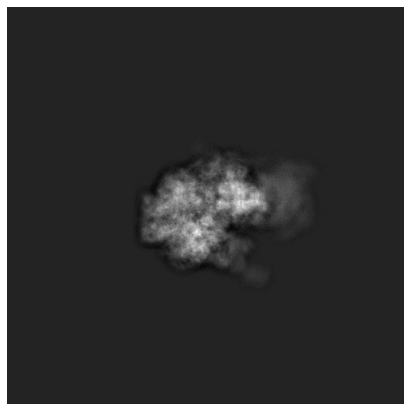
## 6 Map visualisation [i](#)

This section contains visualisations of the EMDB entry EMD-39172. These allow visual inspection of the internal detail of the map and identification of artifacts.

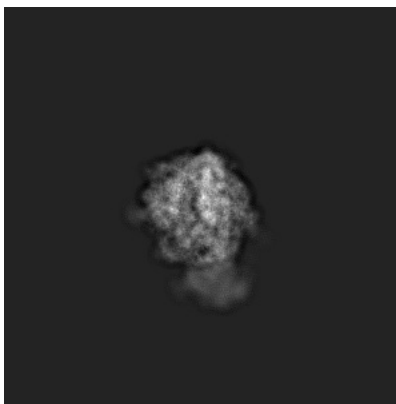
Images derived from a raw map, generated by summing the deposited half-maps, are presented below the corresponding image components of the primary map to allow further visual inspection and comparison with those of the primary map.

### 6.1 Orthogonal projections [i](#)

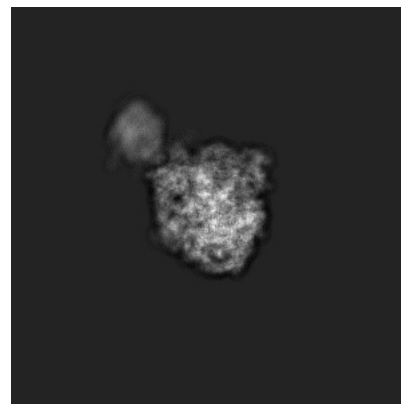
#### 6.1.1 Primary map



X

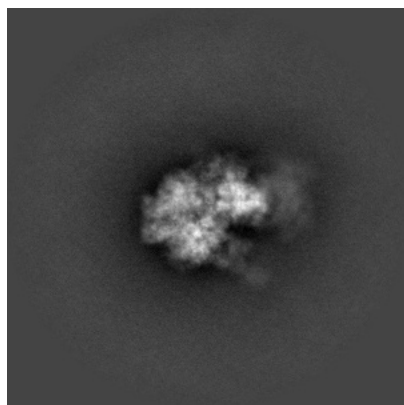


Y

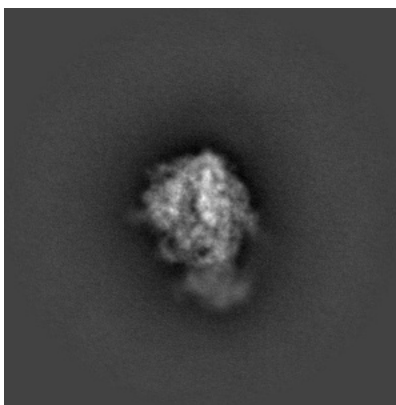


Z

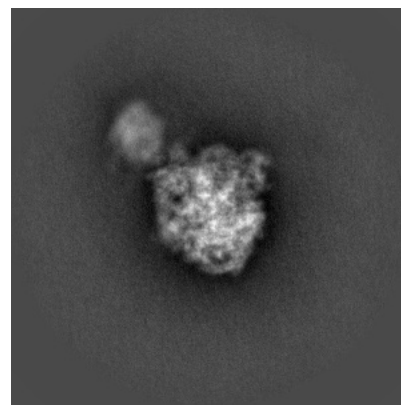
#### 6.1.2 Raw map



X



Y

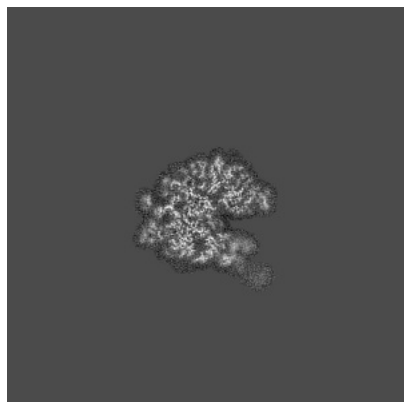


Z

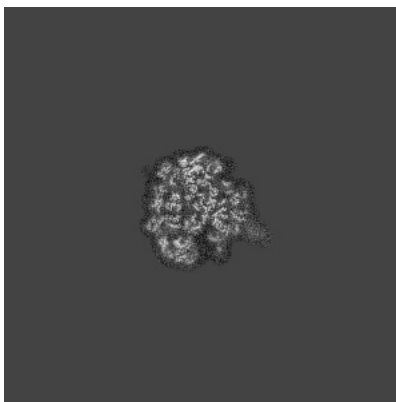
The images above show the map projected in three orthogonal directions.

## 6.2 Central slices [i](#)

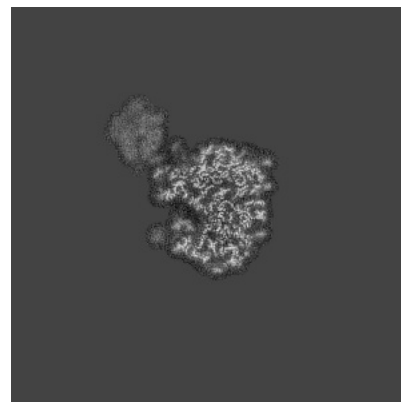
### 6.2.1 Primary map



X Index: 240

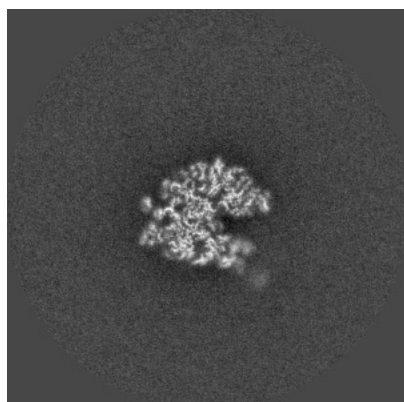


Y Index: 240

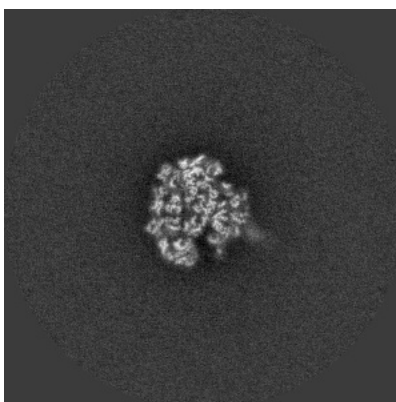


Z Index: 240

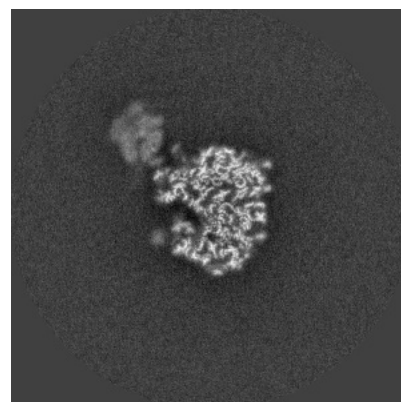
### 6.2.2 Raw map



X Index: 240



Y Index: 240

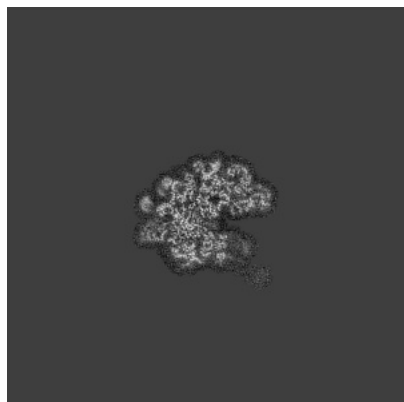


Z Index: 240

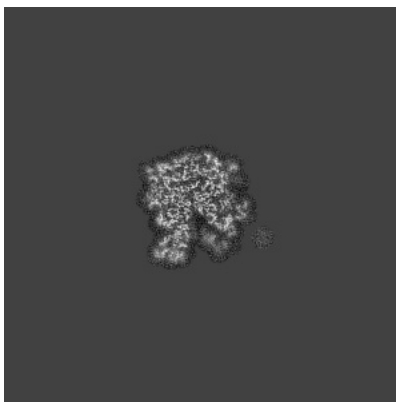
The images above show central slices of the map in three orthogonal directions.

## 6.3 Largest variance slices [i](#)

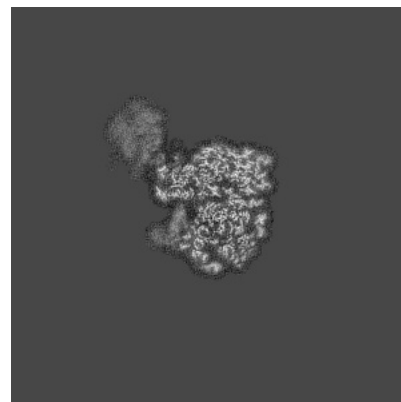
### 6.3.1 Primary map



X Index: 244

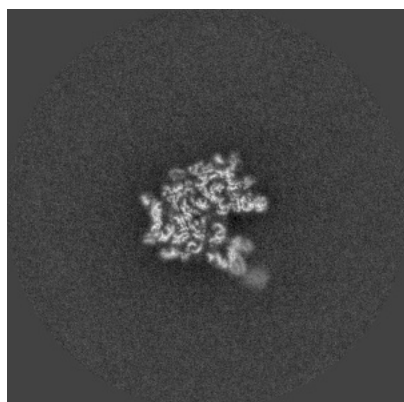


Y Index: 224

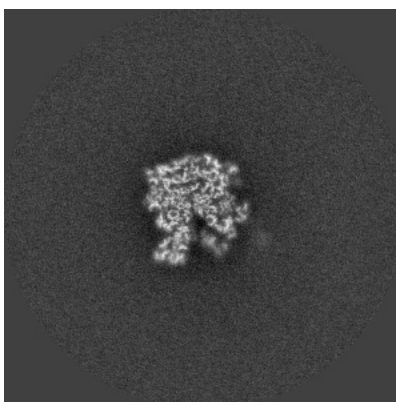


Z Index: 245

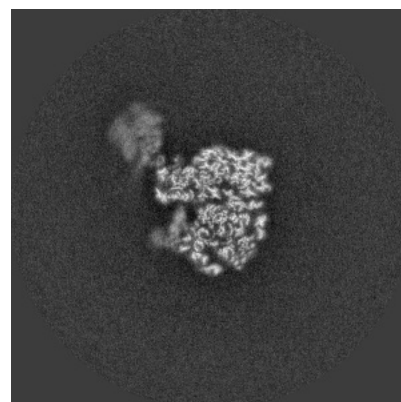
### 6.3.2 Raw map



X Index: 233



Y Index: 224




Z Index: 245


The images above show the largest variance slices of the map in three orthogonal directions.

## 6.4 Orthogonal standard-deviation projections (False-color) [i](#)


### 6.4.1 Primary map



X




Y

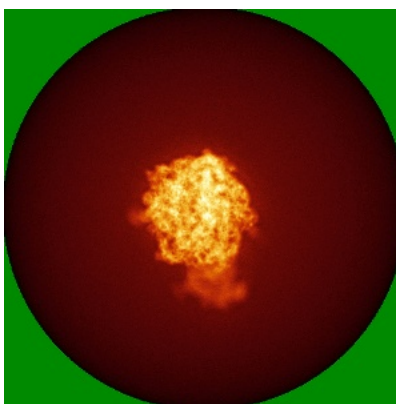


Z

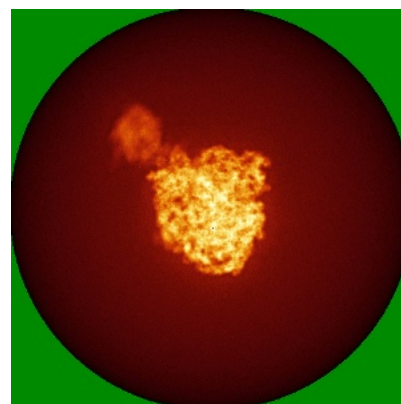
### 6.4.2 Raw map



X



Y

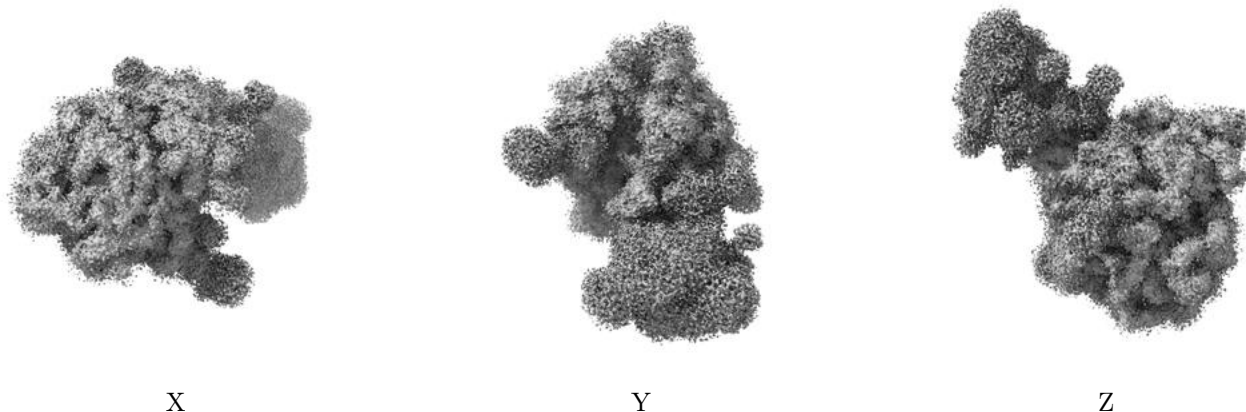


Z

The images above show the map standard deviation projections with false color in three orthogonal directions. Minimum values are shown in green, max in blue, and dark to light orange shades represent small to large values respectively.

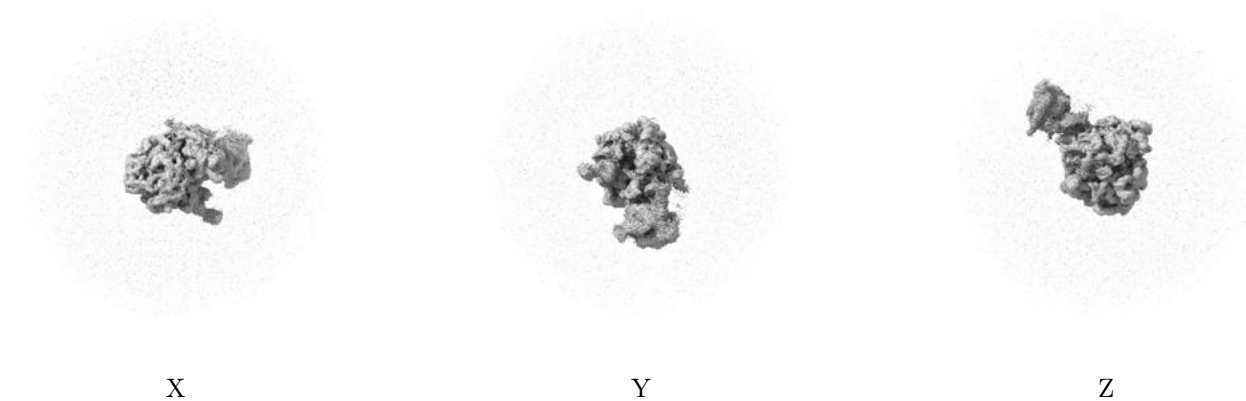
## 6.5 Orthogonal surface views [i](#)

### 6.5.1 Primary map



The images above show the 3D surface view of the map at the recommended contour level 0.012. These images, in conjunction with the slice images, may facilitate assessment of whether an appropriate contour level has been provided.

### 6.5.2 Raw map



These images show the 3D surface of the raw map. The raw map's contour level was selected so that its surface encloses the same volume as the primary map does at its recommended contour level.

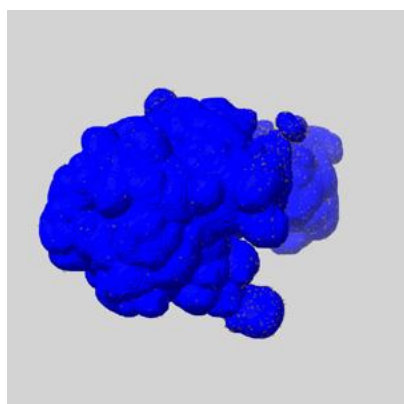
## 6.6 Mask visualisation [i](#)

This section shows the 3D surface view of the primary map at 50% transparency overlaid with the specified mask at 0% transparency

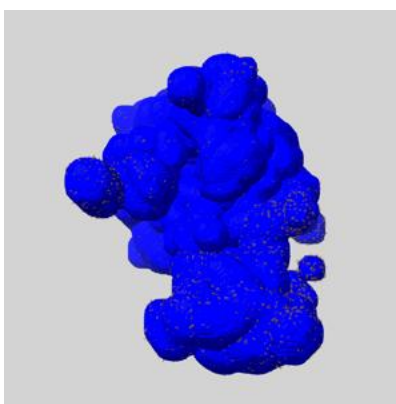
A mask typically either:

- Encompasses the whole structure
- Separates out a domain, a functional unit, a monomer or an area of interest from a larger structure

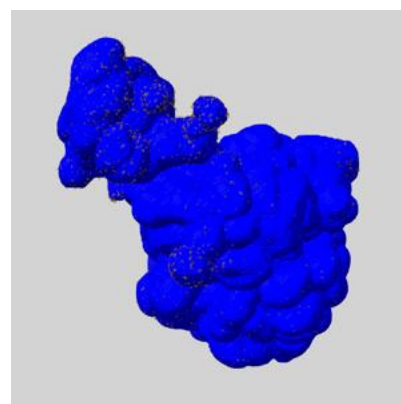
### 6.6.1 emd\_39172\_msk\_1.map [i](#)



X



Y

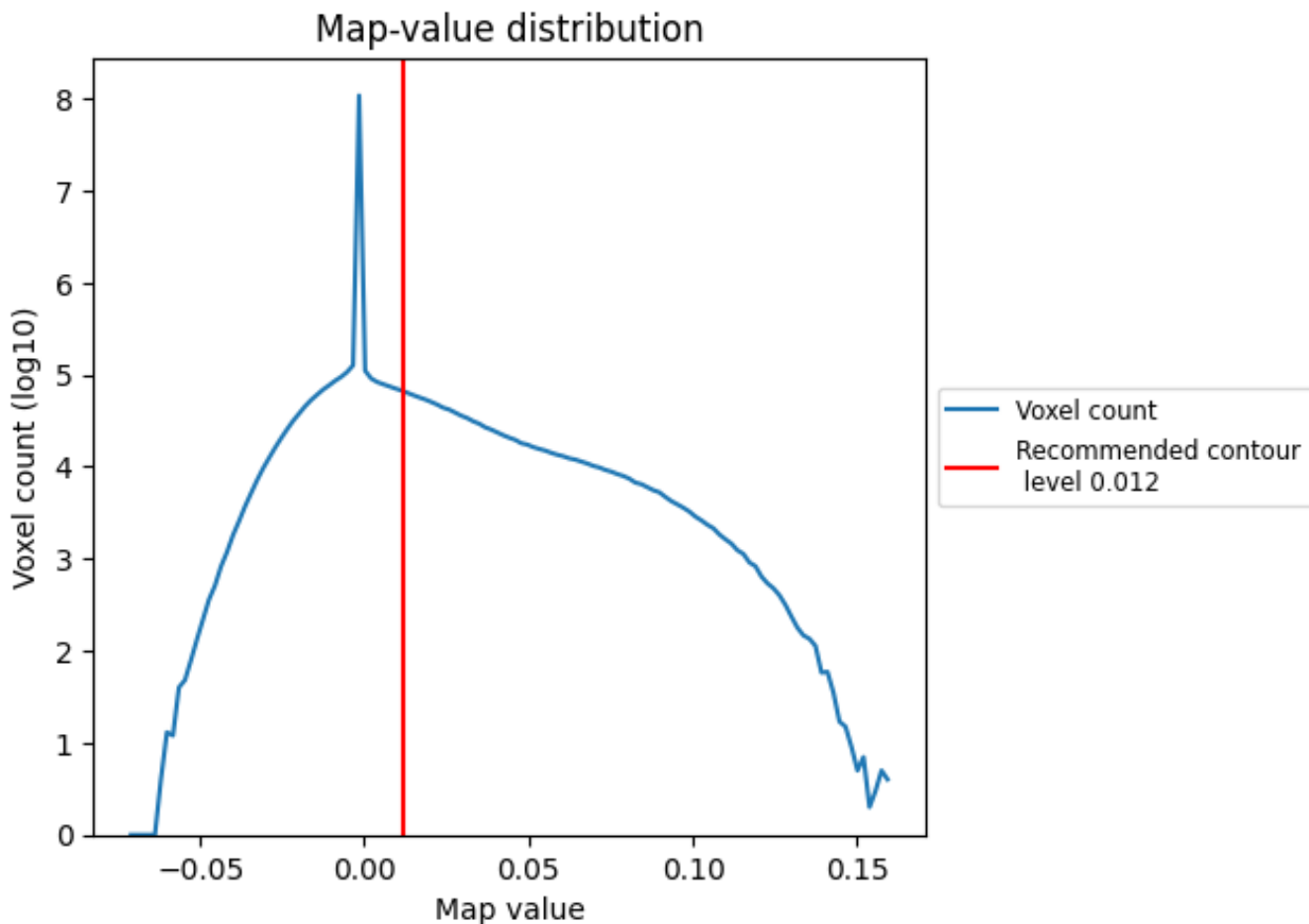


Z

## 7 Map analysis [i](#)

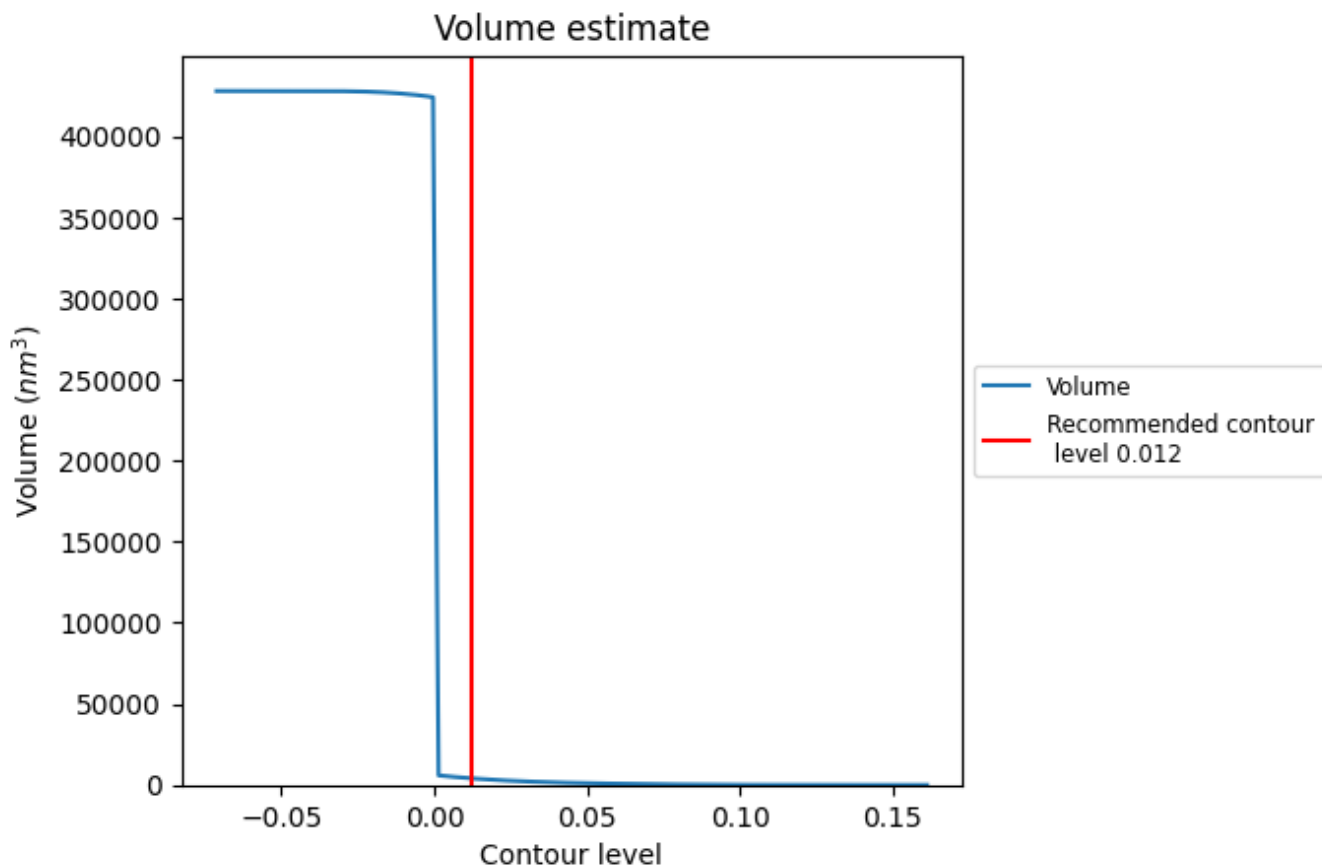
This section contains the results of statistical analysis of the map.

### 7.1 Map-value distribution [i](#)



The map-value distribution is plotted in 128 intervals along the x-axis. The y-axis is logarithmic. A spike in this graph at zero usually indicates that the volume has been masked.

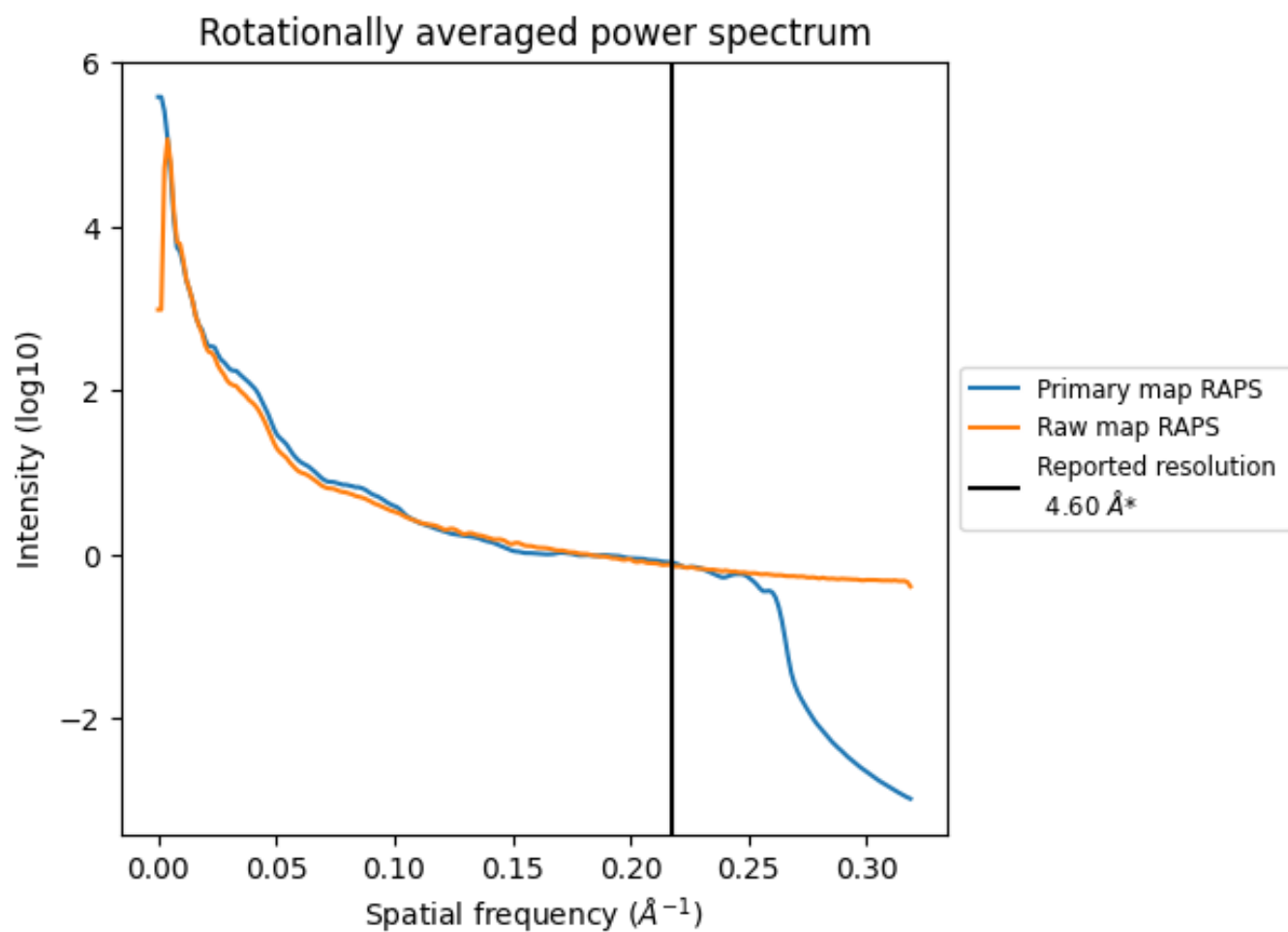
## 7.2 Volume estimate [i](#)



The volume at the recommended contour level is 4127  $\text{nm}^3$ ; this corresponds to an approximate mass of 3728 kDa.

The volume estimate graph shows how the enclosed volume varies with the contour level. The recommended contour level is shown as a vertical line and the intersection between the line and the curve gives the volume of the enclosed surface at the given level.

### 7.3 Rotationally averaged power spectrum [i](#)

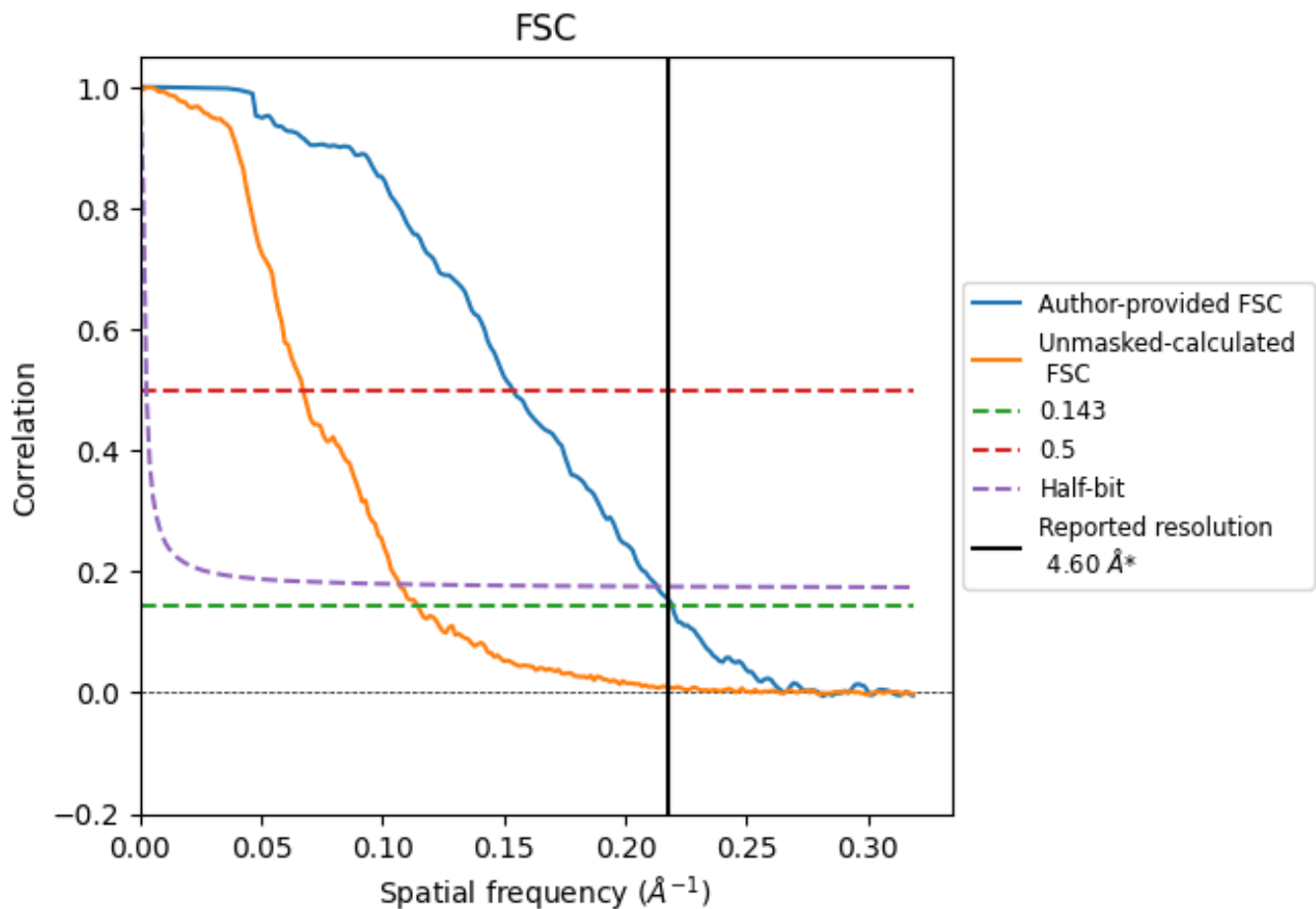


\*Reported resolution corresponds to spatial frequency of  $0.217 \text{ \AA}^{-1}$

## 8 Fourier-Shell correlation [i](#)

Fourier-Shell Correlation (FSC) is the most commonly used method to estimate the resolution of single-particle and subtomogram-averaged maps. The shape of the curve depends on the imposed symmetry, mask and whether or not the two 3D reconstructions used were processed from a common reference. The reported resolution is shown as a black line. A curve is displayed for the half-bit criterion in addition to lines showing the 0.143 gold standard cut-off and 0.5 cut-off.

### 8.1 FSC [i](#)



\*Reported resolution corresponds to spatial frequency of 0.217 Å<sup>-1</sup>

## 8.2 Resolution estimates [i](#)

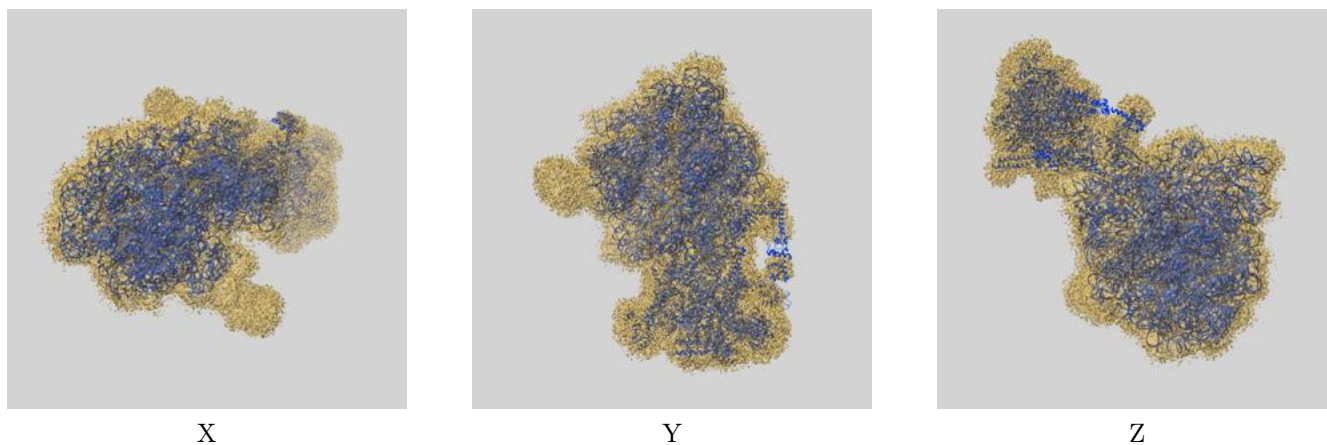
Resolution estimate (Å)	Estimation criterion (FSC cut-off)		
	0.143	0.5	Half-bit
Reported by author	4.60	-	-
Author-provided FSC curve	4.56	6.51	4.69
Unmasked-calculated*	8.73	14.88	9.35

\*Resolution estimate based on FSC curve calculated by comparison of deposited half-maps. The value from deposited half-maps intersecting FSC 0.143 CUT-OFF 8.73 differs from the reported value 4.6 by more than 10 %

## 9 Map-model fit [i](#)

This section contains information regarding the fit between EMDB map EMD-39172 and PDB model 8YDI. Per-residue inclusion information can be found in section 3 on page 16.

### 9.1 Map-model overlay [i](#)



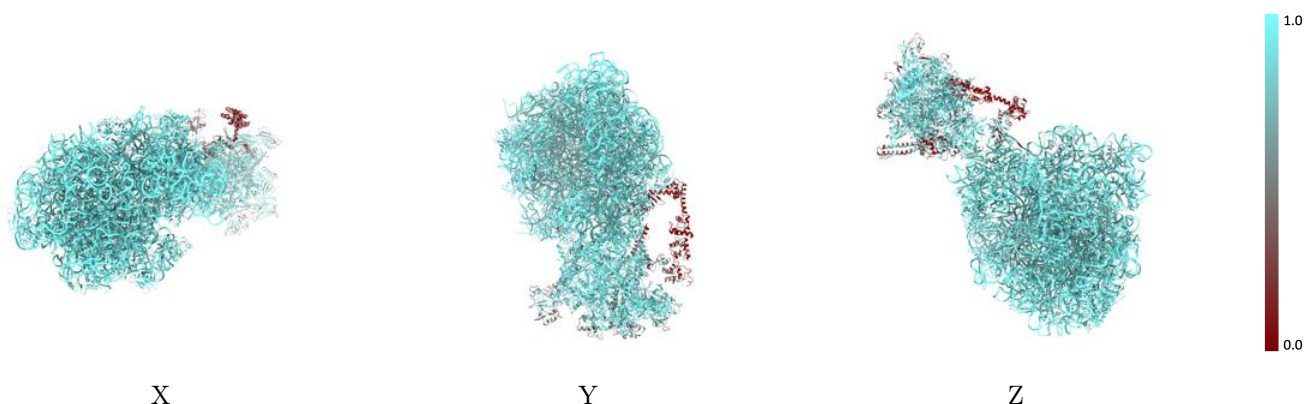
The images above show the 3D surface view of the map at the recommended contour level 0.012 at 50% transparency in yellow overlaid with a ribbon representation of the model coloured in blue. These images allow for the visual assessment of the quality of fit between the atomic model and the map.

## 9.2 Q-score mapped to coordinate model [i](#)



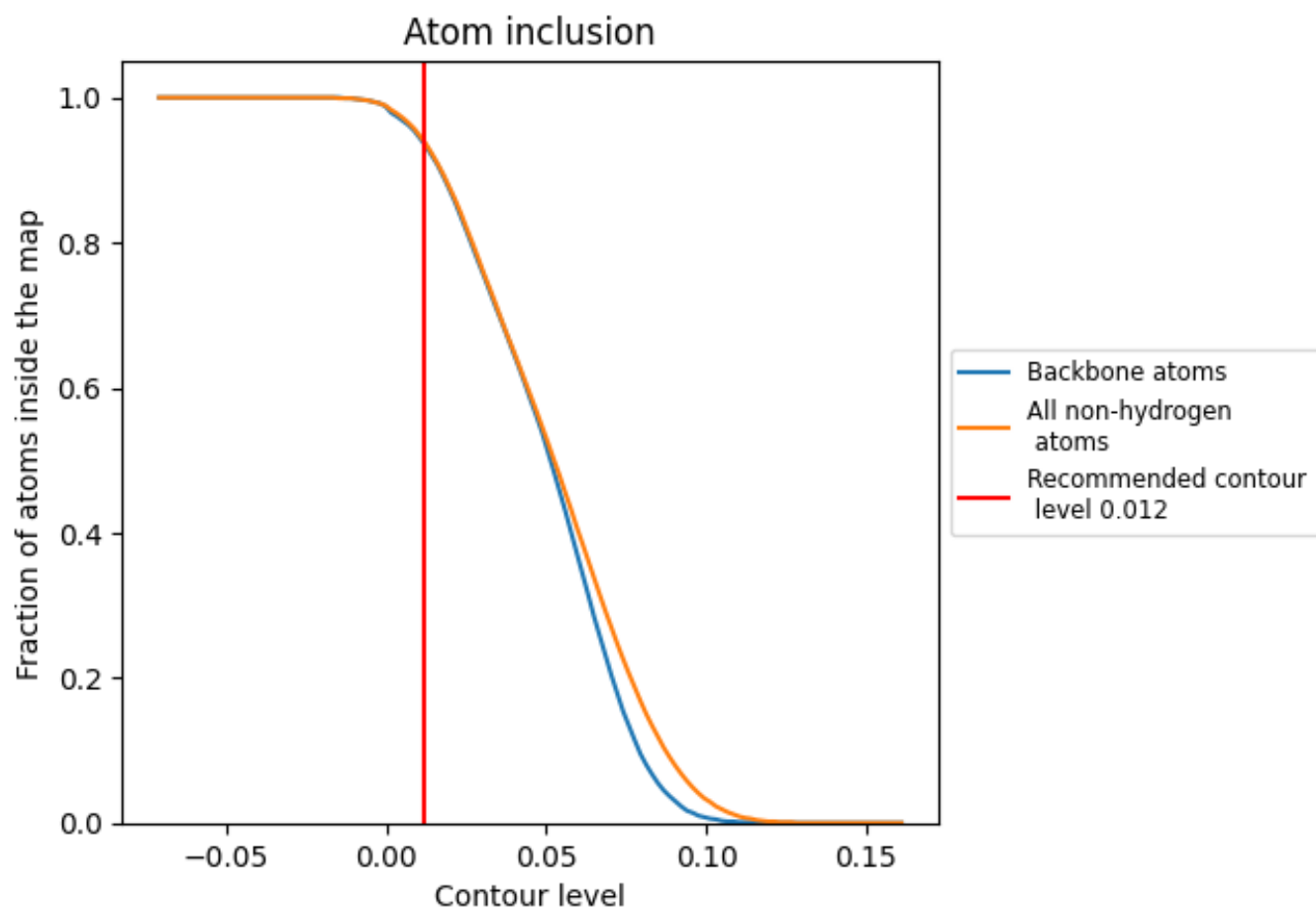
The images above show the model with each residue coloured according to its Q-score. This shows their resolvability in the map with higher Q-score values reflecting better resolvability. Please note: Q-score is calculating the resolvability of atoms, and thus high values are only expected at resolutions at which atoms can be resolved. Low Q-score values may therefore be expected for many entries.

## 9.3 Atom inclusion mapped to coordinate model [i](#)



The images above show the model with each residue coloured according to its atom inclusion. This shows to what extent they are inside the map at the recommended contour level (0.012).







































































## 9.4 Atom inclusion [i](#)



At the recommended contour level, 94% of all backbone atoms, 94% of all non-hydrogen atoms, are inside the map.

## 9.5 Map-model fit summary



































































The table lists the average atom inclusion at the recommended contour level (0.012) and Q-score for the entire model and for each chain.

Chain	Atom inclusion	Q-score
All	 0.9380	 0.2250
1	 0.9920	 0.3080
2	 0.9960	 0.2630
3	 0.9860	 0.2470
4	 0.8160	 0.0330
5	 0.9190	 0.0940
6	 0.9900	 0.3120
7	 0.7340	 0.0600
8	 0.9500	 0.0360
9	 0.9260	 0.0410
A	 0.8670	 0.1360
A1	 0.6580	 0.0210
A2	 0.6840	 0.0220
B	 0.9510	 0.3070
B1	 0.8600	 0.0200
B2	 0.8110	 0.0200
C	 0.9600	 0.2970
D	 0.9410	 0.3440
E	 0.9610	 0.3560
F	 0.9450	 0.2510
G	 0.9340	 0.2080
H	 0.9230	 0.2590
I	 0.8250	 0.0490
J	 0.9410	 0.2720
K	 0.9380	 0.2180
L	 0.9240	 0.2040
M	 0.9490	 0.2780
N	 0.9570	 0.1880
NA	 0.4720	 -0.0140
NG	 0.8710	 0.0480
O	 0.9130	 0.1880
P	 0.9520	 0.2350
Q	 0.8990	 0.1910
R	 0.9520	 0.2130
S	 0.9510	 0.2190



*Continued on next page...*

Continued from previous page...

Chain	Atom inclusion	Q-score
T	 0.9580	 0.2540
U	 0.8250	 0.0870
V	 0.9070	 0.1540
W	 0.9460	 0.2290
W0	 0.6370	 0.0020
X	 0.9570	 0.1940
Y	 0.9340	 0.1700
Z	 0.8200	 0.1370
b	 0.9550	 0.3540
c	 0.9470	 0.2800
d	 0.9560	 0.2780
e	 0.9530	 0.2490
f	 0.9510	 0.1770
g	 0.9590	 0.2220
h	 0.9380	 0.2650
i	 0.8550	 0.0460
j	 0.9590	 0.2960
k	 0.8950	 0.2780
l	 0.9640	 0.3160
m	 0.9260	 0.3060
n	 0.9570	 0.2820
o	 0.9730	 0.2220
p	 0.9210	 0.2360
q	 0.9580	 0.3140
r	 0.9640	 0.3140
s	 0.9380	 0.3090
t	 0.9330	 0.1930
u	 0.9640	 0.2250
v	 0.9590	 0.2280
w	 0.9520	 0.3030
x	 0.9580	 0.3360
y	 0.9560	 0.1740
z	 0.9610	 0.3010