wwPDB EM Validation Summary Report (i)

Sep 10, 2025 – 06:20 AM JST

PDB ID	:	5Y6P / pdb_00005y6p
EMDB ID	:	EMD-6769
Title	:	Structure of the phycobilisome from the red alga Griffithsia pacifica
Authors	:	Zhang, J.; Ma, J.F.; Liu, D.S.; Sun, S.; Sui, S.F.
Deposited on	:	2017-08-13
Resolution	:	3.50 Å(reported)

This is a wwPDB EM Validation Summary Report for a publicly released PDB entry.

We welcome your comments at *validation@mail.wwpdb.org*
A user guide is available at
https://www.wwpdb.org/validation/2017/EMValidationReportHelp
with specific help available everywhere you see the (i) symbol.

The types of validation reports are described at
http://www.wwpdb.org/validation/2017/FAQs#types.

The following versions of software and data (see references (i)) were used in the production of this report:

EMDB validation analysis	:	0.0.1.dev126
Mogul	:	1.8.5 (274361), CSD as541be (2020)
MolProbity	:	4-5-2 with Phenix2.0rc1
buster-report	:	1.1.7 (2018)
Percentile statistics	:	20231227.v01 (using entries in the PDB archive December 27th 2023)
MapQ	:	1.9.13
Ideal geometry (proteins)	:	Engh & Huber (2001)
Ideal geometry (DNA, RNA)	:	Parkinson et al. (1996)
Validation Pipeline (wwPDB-VP)	:	2.45.1

1 Overall quality at a glance

The following experimental techniques were used to determine the structure:
ELECTRON MICROSCOPY

The reported resolution of this entry is 3.50 Å.

Percentile scores (ranging between 0-100) for global validation metrics of the entry are shown in the following graphic. The table shows the number of entries on which the scores are based.

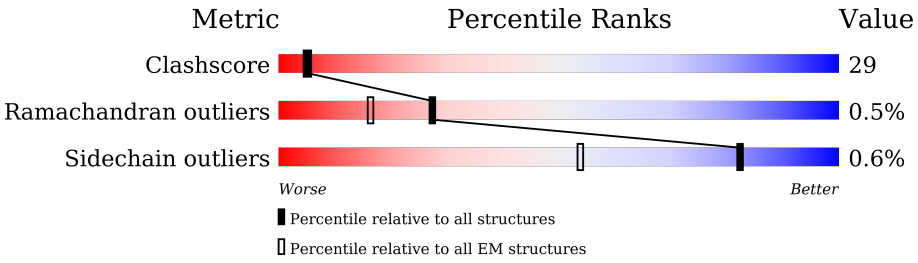

Metric	Whole archive (#Entries)	EM structures (#Entries)
Clashscore	210492	15764
Ramachandran outliers	207382	16835
Sidechain outliers	206894	16415

The table below summarises the geometric issues observed across the polymeric chains and their fit to the map. The red, orange, yellow and green segments of the bar indicate the fraction of residues that contain outliers for >=3, 2, 1 and 0 types of geometric quality criteria respectively. A grey segment represents the fraction of residues that are not modelled. The numeric value for each fraction is indicated below the corresponding segment, with a dot representing fractions <=5% The upper red bar (where present) indicates the fraction of residues that have poor fit to the EM map (all-atom inclusion < 40%). The numeric value is given above the bar.

Mol	Chain	Length	Quality of chain
1	A1	260	52% 31% 16%
1	B1	260	53% 30% 15%
2	C1	192	6% 44% 29% 7% 20%
2	D1	192	6% 47% 29% 20%
3	E1	307	43% 38% 16%
3	F1	307	48% 33% 16%
4	G1	161	67% 31%
4	I1	161	78% 21%

Continued on next page...

Continued from previous page...

Mol	Chain	Length	Quality of chain
4	K1	161	7% 81% 18%
4	N1	161	71% 27%
4	P1	161	70% 29%
4	R1	161	75% 23%
4	T1	161	73% 26%
4	X1	161	5% 74% 25%
4	Z1	161	9% 80% 19%
4	b1	161	71% 28%
4	d1	161	69% 29%
4	f1	161	65% 34%
4	i1	161	71% 28%
4	k1	161	74% 25%
4	o1	161	61% 37%
4	q1	161	69% 28%
4	s1	161	60% 35% 5%
4	u1	161	68% 30%
4	w1	161	63% 33%
4	y1	161	56% 41%
5	H1	161	86% 12%
5	J1	161	74% 25%
5	L1	161	78% 20%
5	M1	161	5% 82% 16%
5	O1	161	78% 20%
5	S1	161	78% 21%
5	U1	161	84% 13%

Continued on next page...

Continued from previous page...

Mol	Chain	Length	Quality of chain
5	W1	161	
5	Y1	161	
5	a1	161	
5	c1	161	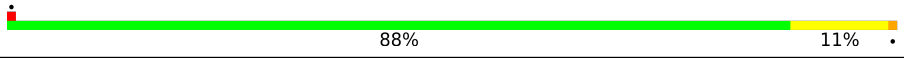
5	e1	161	
5	h1	161	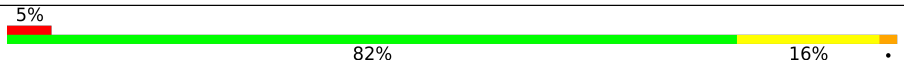
5	j1	161	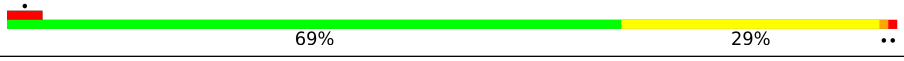
5	l1	161	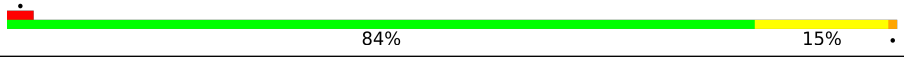
5	n1	161	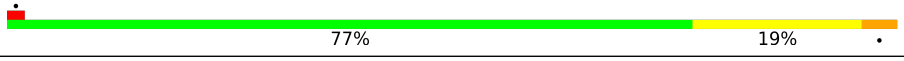
5	p1	161	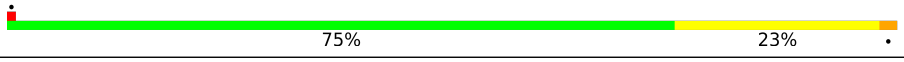
5	r1	161	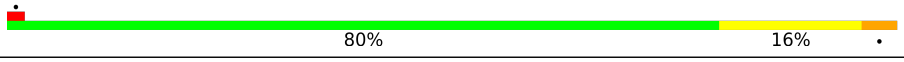
5	t1	161	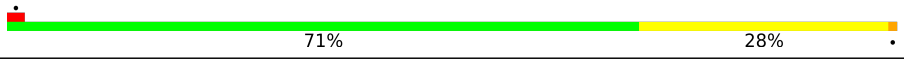
5	v1	161	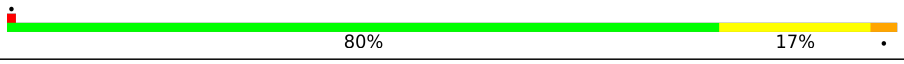
5	x1	161	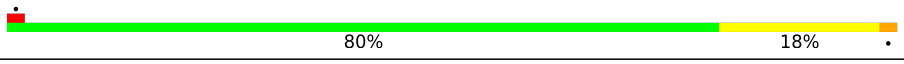
5	z1	161	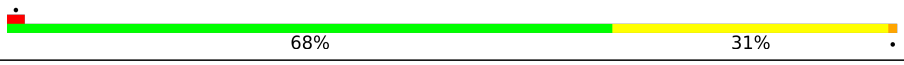
6	Q1	174	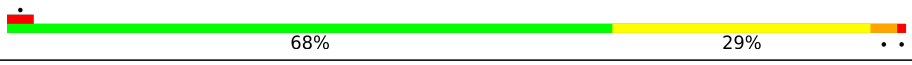
6	g1	174	
7	V1	161	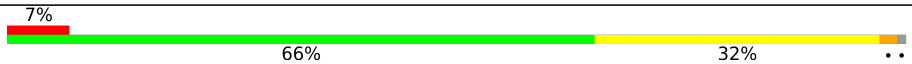
7	m1	161	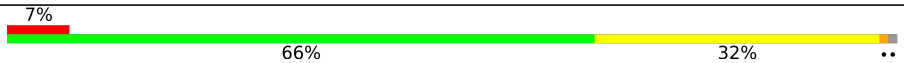
8	a2	885	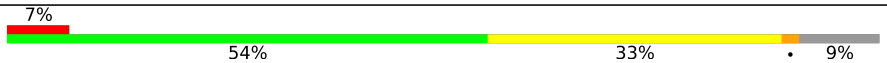
8	b2	885	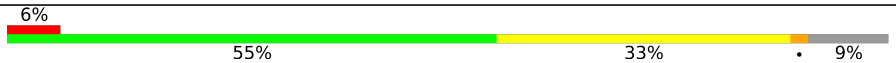
9	c2	93	
9	d2	93	
10	A3	164	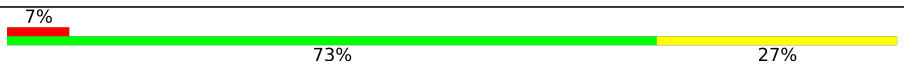
10	A4	164	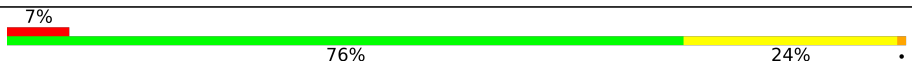

Continued on next page...

Continued from previous page...

Mol	Chain	Length	Quality of chain
10	A5	164	51% 66% 32%
10	A6	164	65% 29% 5%
10	A7	164	69% 28%
10	A9	164	12% 71% 29%
10	B8	164	13% 70% 29%
10	C3	164	17% 72% 27%
10	C4	164	16% 74% 26%
10	C5	164	54% 62% 35%
10	C6	164	57% 40%
10	C7	164	63% 32% 5%
10	C9	164	10% 77% 23%
10	D8	164	26% 73% 27%
10	E2	164	66% 32%
10	E3	164	35% 76% 23%
10	E4	164	50% 64% 35%
10	E5	164	38% 63% 35%
10	E6	164	68% 29%
10	E7	164	62% 34%
10	E9	164	18% 74% 26%
10	F8	164	100% 72% 28%
10	G2	164	13% 73% 27%
10	G3	164	24% 75% 25%
10	G4	164	56% 62% 37%
10	G5	164	55% 65% 34%
10	G6	164	53% 42%

Continued on next page...

Continued from previous page...

Mol	Chain	Length	Quality of chain
10	G7	164	5% 66% 29%
10	G9	164	13% 75% 24%
10	H8	164	100% 71% 29%
10	I2	164	5% 65% 33%
10	I3	164	23% 73% 27%
10	I4	164	38% 65% 33%
10	I5	164	41% 63% 37%
10	I6	164	5% 63% 34%
10	I7	164	69% 27%
10	I9	164	27% 75% 25%
10	J8	164	100% 69% 31%
10	K2	164	63% 33%
10	K3	164	34% 71% 29%
10	K4	164	55% 67% 32%
10	K5	164	100% 65% 35%
10	K6	164	69% 29%
10	K7	164	60% 33% 6%
10	K9	164	99% 70% 30%
10	L8	164	100% 70% 30%
10	M2	164	6% 69% 30%
10	M3	164	26% 78% 22%
10	M4	164	42% 65% 34%
10	M5	164	100% 68% 32%
10	M6	164	57% 40%
10	M7	164	69% 27%

Continued on next page...

Continued from previous page...

Mol	Chain	Length	Quality of chain
10	M9	164	100% 69% 31%
10	N8	164	100% 70% 30%
10	O2	164	9% 66% 32%
10	O3	164	95% 72% 28%
10	O4	164	100% 65% 35%
10	O5	164	100% 64% 35%
10	O6	164	65% 32%
10	O7	164	67% 30%
10	O9	164	100% 70% 30%
10	P8	164	100% 68% 32%
10	Q2	164	70% 30%
10	Q3	164	92% 76% 23%
10	Q4	164	100% 65% 34%
10	Q5	164	100% 60% 39%
10	Q6	164	68% 28%
10	Q7	164	70% 26%
10	Q9	164	100% 68% 32%
10	S2	164	8% 71% 29%
10	S3	164	88% 76% 24%
10	S4	164	100% 63% 37%
10	S5	164	100% 65% 35%
10	S6	164	64% 34%
10	S7	164	63% 33%
10	S9	164	100% 73% 27%
10	U2	164	7% 74% 26%

Continued on next page...

Continued from previous page...

Mol	Chain	Length	Quality of chain
10	U3	164	95% 73% 27%
10	U4	164	100% 60% 39%
10	U5	164	100% 66% 34%
10	U6	164	5% 62% 34%
10	U7	164	67% 29%
10	U9	164	100% 70% 30%
10	W2	164	68% 31%
10	W3	164	90% 71% 29%
10	W4	164	100% 64% 36%
10	W6	164	62% 35%
10	W7	164	59% 36% 5%
10	Y2	164	8% 67% 32%
10	Y3	164	95% 71% 29%
10	Y4	164	100% 66% 34%
10	Y6	164	5% 70% 30%
10	Y7	164	66% 30%
10	aA	164	9% 71% 26%
10	aC	164	5% 68% 30%
10	aE	164	65% 31%
10	aG	164	8% 65% 33%
10	aI	164	5% 71% 27%
10	aK	164	83% 70% 28%
10	aM	164	87% 65% 33%
10	aO	164	90% 72% 26%
10	aQ	164	86% 71% 27%

Continued on next page...

Continued from previous page...

Mol	Chain	Length	Quality of chain
10	aS	164	90% 68% 30%
10	aU	164	87% 70% 28%
10	am	164	5% 71% 28%
10	ao	164	68% 30%
10	aq	164	76% 24%
10	as	164	74% 25%
10	au	164	70% 29%
10	aw	164	5% 71% 29%
10	ay	164	24% 73% 27%
10	bA	164	9% 73% 24%
10	bC	164	71% 25%
10	bE	164	66% 29%
10	bG	164	8% 68% 30%
10	bI	164	74% 24%
10	bK	164	83% 70% 28%
10	bM	164	86% 69% 28%
10	bO	164	90% 71% 26%
10	bQ	164	87% 68% 30%
10	bS	164	90% 66% 31%
10	bU	164	87% 68% 29%
10	bm	164	55% 40%
10	bt	164	62% 34%
10	bu	164	63% 35%
10	bv	164	60% 37%
10	bw	164	60% 40%

Continued on next page...

Continued from previous page...

Mol	Chain	Length	Quality of chain
10	bx	164	63% 35%
10	by	164	63% 35%
10	cA	164	21% 69% 29%
10	cC	164	44% 66% 30%
10	cD	164	59% 66% 32%
10	cG	164	35% 70% 30%
10	cI	164	16% 66% 32%
10	cK	164	33% 71% 28%
10	cS	164	35% 70% 28%
10	cT	164	34% 69% 31%
10	cU	164	16% 64% 33%
10	cV	164	49% 68% 29%
10	cW	164	22% 67% 30%
10	cX	164	62% 65% 34%
10	cZ	164	82% 62% 37%
10	cm	164	57% 37% 5%
10	ct	164	63% 32%
10	cu	164	68% 28%
10	cv	164	59% 38%
10	cw	164	63% 34%
10	cx	164	65% 34%
10	cy	164	66% 32%
10	dA	164	63% 30% 7%
10	dC	164	5% 79% 21%
10	dE	164	76% 24%

Continued on next page...

Continued from previous page...

Mol	Chain	Length	Quality of chain
10	dG	164	73% 27%
10	dI	164	77% 23%
10	dJ	164	74% 24%
10	dM	164	76% 24%
10	dO	164	60% 38%
10	dQ	164	5% 78% 21%
10	dS	164	78% 21%
10	dU	164	5% 77% 22%
10	dW	164	73% 24%
10	dZ	164	9% 73% 27%
10	da	164	88% 65% 34%
10	db	164	92% 62% 37%
10	dc	164	86% 64% 33%
10	de	164	86% 69% 30%
10	dg	164	91% 63% 36%
10	dk	164	91% 60% 40%
10	dm	164	87% 65% 35%
10	do	164	87% 60% 38%
10	dq	164	87% 70% 29%
10	ds	164	91% 62% 35%
10	du	164	85% 54% 45%
10	e2	164	35% 72% 27%
10	e3	164	68% 30%
10	eA	164	11% 70% 30%
10	eC	164	7% 67% 30%

Continued on next page...

Continued from previous page...

Mol	Chain	Length	Quality of chain
10	eE	164	13% 67% 30%
10	eG	164	16% 67% 29%
10	eI	164	10% 68% 31%
10	eK	164	11% 66% 32%
10	eM	164	12% 69% 29%
10	eO	164	14% 70% 30%
10	eQ	164	6% 70% 27%
10	eS	164	12% 65% 32%
10	eU	164	13% 66% 31%
10	eW	164	12% 66% 31%
10	ea	164	16% 76% 24%
10	ed	164	15% 79% 21%
10	ef	164	9% 77% 23%
10	eh	164	7% 74% 26%
10	ej	164	20% 74% 24%
10	ek	164	8% 76% 24%
10	em	164	15% 78% 21%
10	eo	164	10% 74% 26%
10	eq	164	7% 71% 29%
10	es	164	20% 74% 24%
10	eu	164	17% 77% 23%
10	f6	164	12% 65% 30%
10	f7	164	5% 63% 34%
10	fb	164	97% 59% 39%
10	fe	164	99% 58% 41%

Continued on next page...

Continued from previous page...

Mol	Chain	Length	Quality of chain
10	fg	164	98% 50% 48%
10	fh	164	96% 57% 41%
10	fk	164	98% 53% 45%
10	fl	164	95% 48% 49%
10	fn	164	99% 56% 41%
10	fp	164	98% 52% 46%
10	fr	164	99% 51% 48%
10	ft	164	97% 47% 51%
10	fv	164	97% 43% 57%
10	fx	164	96% 54% 45%
10	g2	164	23% 76% 24%
10	g3	164	13% 74% 26%
10	g6	164	5% 70% 27%
10	g7	164	11% 65% 33%
10	gb	164	73% 26%
10	gc	164	66% 32%
10	gf	164	68% 29%
10	gh	164	74% 23%
10	gj	164	72% 25%
10	gl	164	73% 26%
10	gm	164	64% 33%
10	go	164	74% 22%
10	gq	164	73% 24%
10	gs	164	66% 30%
10	gu	164	73% 25%

Continued on next page...

Continued from previous page...

Mol	Chain	Length	Quality of chain
10	gw	164	72% 26%
10	h6	164	5% 66% 32%
10	h7	164	8% 62% 34%
10	hA	164	96% 56% 43%
10	hC	164	97% 62% 37%
10	hE	164	97% 58% 41%
10	hF	164	97% 62% 37%
10	hI	164	99% 57% 42%
10	hK	164	96% 54% 45%
10	hM	164	98% 57% 41%
10	hO	164	98% 59% 40%
10	hQ	164	98% 54% 45%
10	hS	164	98% 62% 37%
10	hU	164	98% 60% 39%
10	hW	164	97% 57% 42%
10	i2	164	23% 74% 26%
10	i3	164	60% 38%
10	i6	164	10% 64% 34%
10	i7	164	7% 66% 29%
10	i8	164	98% 66% 31%
10	iA	164	55% 43%
10	iB	164	53% 45%
10	j6	164	7% 61% 35%
10	j7	164	70% 27%
10	j8	164	93% 62% 37%

Continued on next page...

Continued from previous page...

Mol	Chain	Length	Quality of chain
10	k2	164	33% 68% 32%
10	k3	164	68% 26% 7%
10	k6	164	24% 64% 32%
10	k7	164	21% 66% 31%
10	k8	164	88% 68% 31%
10	l8	164	96% 62% 36%
10	la	164	16% 66% 31%
10	lc	164	51% 74% 26%
10	le	164	32% 67% 32%
10	lg	164	29% 70% 29%
10	li	164	47% 73% 25%
10	lk	164	30% 68% 31%
10	lm	164	49% 71% 29%
10	lo	164	35% 69% 30%
10	lq	164	18% 67% 32%
10	ls	164	30% 69% 30%
10	lu	164	32% 70% 29%
10	lw	164	46% 65% 34%
10	m2	164	26% 78% 22%
10	m3	164	5% 71% 27%
10	m4	164	10% 61% 37%
10	m5	164	9% 64% 34%
10	m6	164	28% 71% 25%
10	m7	164	24% 62% 34%
10	m8	164	96% 62% 35%

Continued on next page...

Continued from previous page...

Mol	Chain	Length	Quality of chain
10	m9	164	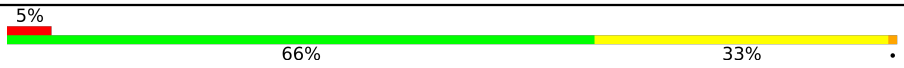
10	o2	164	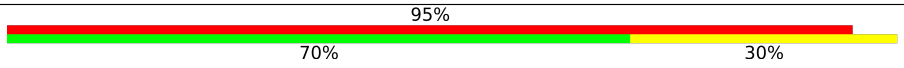
10	o3	164	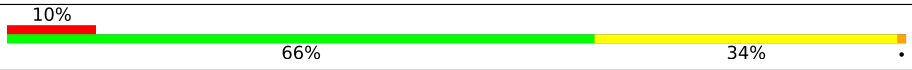
10	o4	164	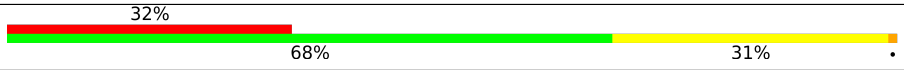
10	o5	164	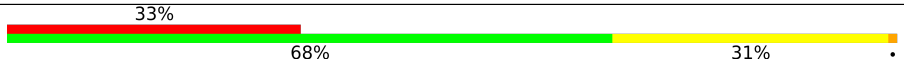
10	o6	164	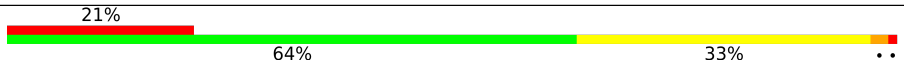
10	o7	164	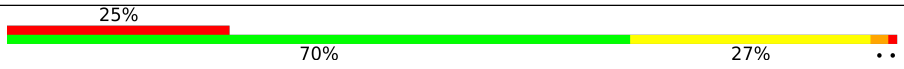
10	o9	164	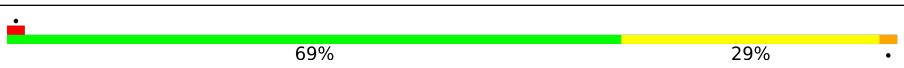
10	q2	164	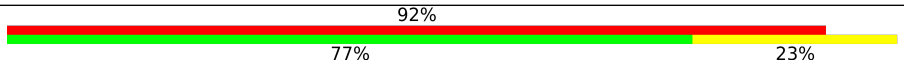
10	q3	164	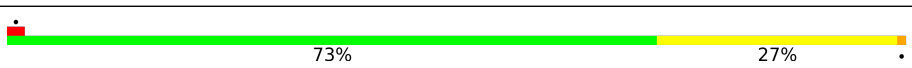
10	q4	164	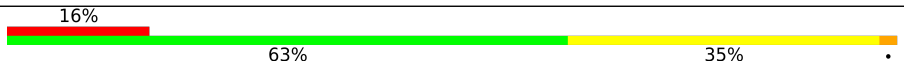
10	q5	164	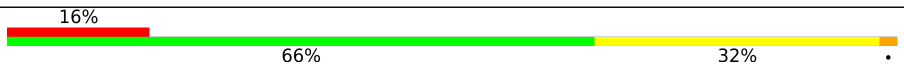
10	q6	164	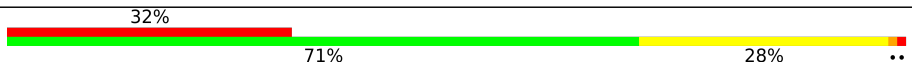
10	q7	164	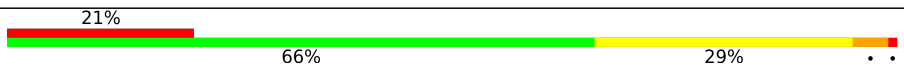
10	q8	164	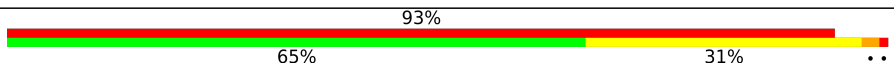
10	q9	164	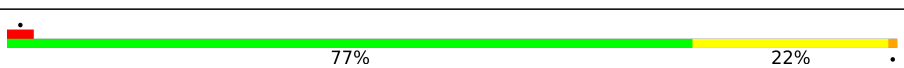
10	r8	164	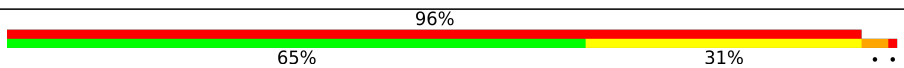
10	s2	164	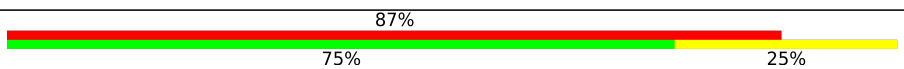
10	s3	164	
10	s4	164	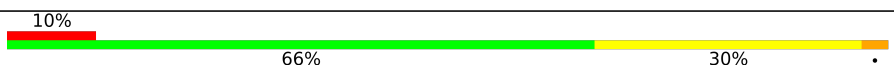
10	s5	164	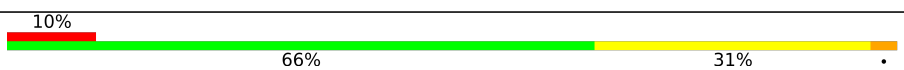
10	s6	164	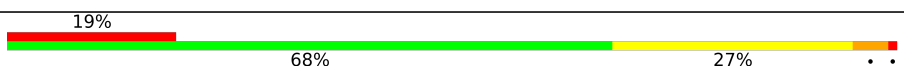
10	s7	164	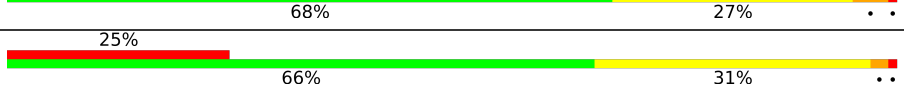
10	s8	164	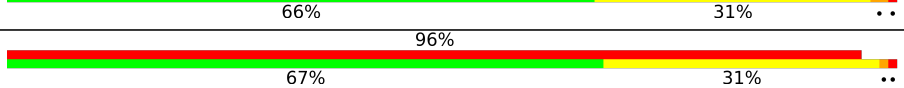
10	s9	164	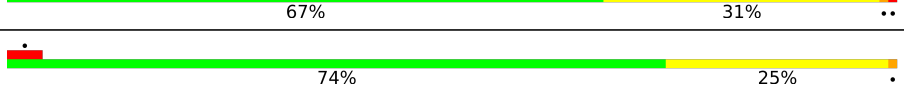

Continued on next page...

Continued from previous page...

Mol	Chain	Length	Quality of chain
10	t8	164	96% 71% 24%
10	u2	164	95% 74% 25%
10	u3	164	7% 73% 27%
10	u4	164	37% 72% 27%
10	u5	164	38% 68% 30%
10	u6	164	26% 62% 34%
10	u7	164	16% 68% 29%
10	u8	164	87% 69% 27%
10	u9	164	68% 31%
10	v8	164	13% 73% 27%
10	w2	164	90% 70% 29%
10	w3	164	66% 34%
10	w4	164	20% 62% 37%
10	w5	164	20% 63% 35%
10	w6	164	96% 60% 39%
10	w7	164	92% 71% 27%
10	w9	164	73% 27%
10	x8	164	11% 72% 28%
10	y2	164	95% 70% 30%
10	y3	164	6% 70% 29%
10	y4	164	29% 57% 40%
10	y5	164	29% 59% 37%
10	y9	164	25% 74% 26%
10	z8	164	20% 73% 27%
11	A8	177	20% 75% 24%

Continued on next page...

Continued from previous page...

Mol	Chain	Length	Quality of chain
11	B3	177	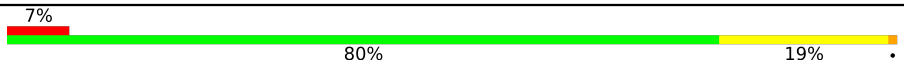
11	B4	177	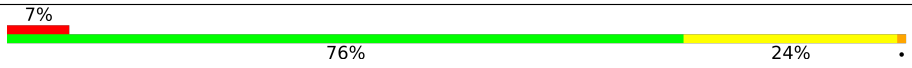
11	B5	177	
11	B6	177	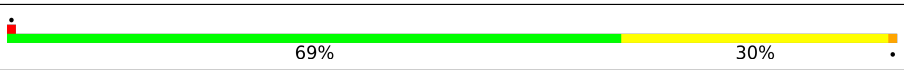
11	B7	177	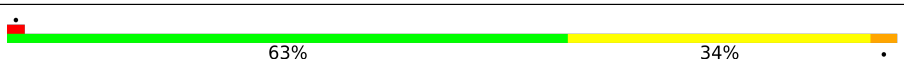
11	B9	177	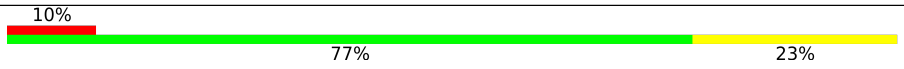
11	C8	177	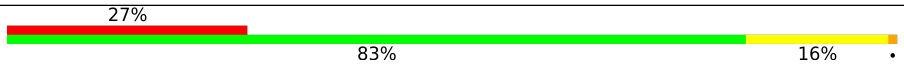
11	D3	177	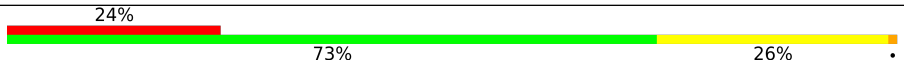
11	D4	177	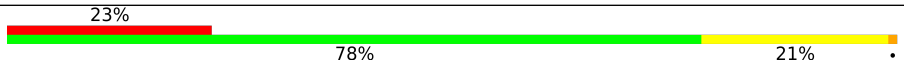
11	D5	177	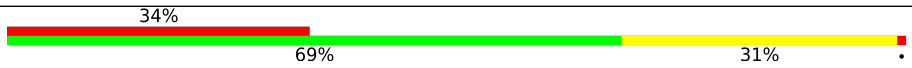
11	D6	177	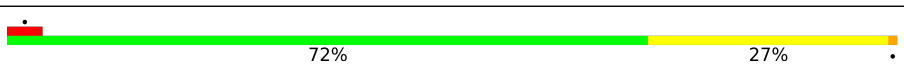
11	D7	177	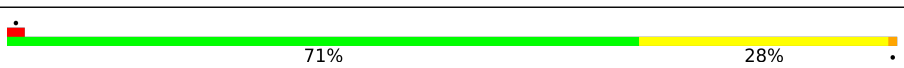
11	D9	177	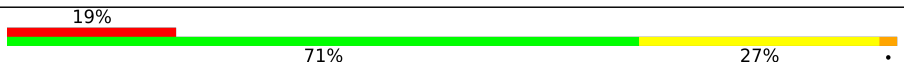
11	E8	177	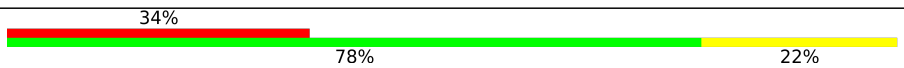
11	F2	177	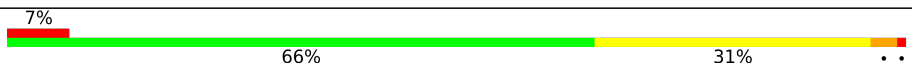
11	F3	177	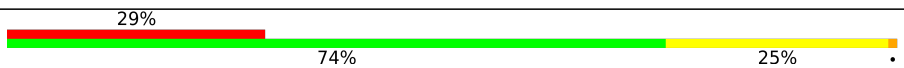
11	F4	177	
11	F5	177	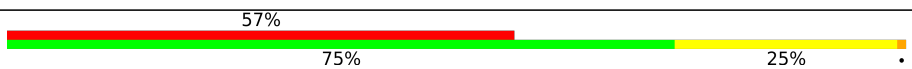
11	F6	177	
11	F7	177	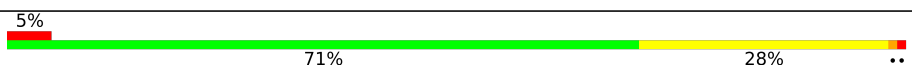
11	F9	177	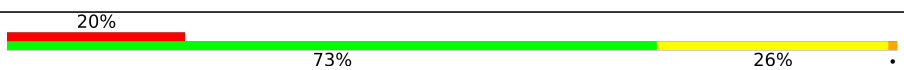
11	G8	177	
11	H2	177	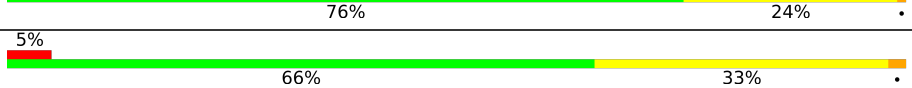
11	H3	177	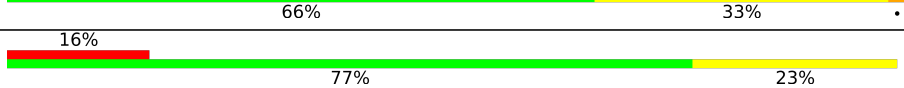
11	H4	177	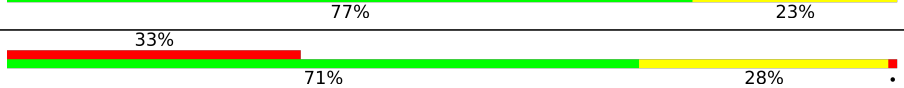

Continued on next page...

Continued from previous page...

Mol	Chain	Length	Quality of chain
11	H5	177	63% 71% 28%
11	H6	177	64% 34%
11	H7	177	70% 29%
11	H9	177	27% 79% 20%
11	I8	177	100% 79% 21%
11	J2	177	5% 63% 37%
11	J3	177	24% 75% 24%
11	J4	177	56% 73% 27%
11	J5	177	41% 67% 32%
11	J6	177	68% 32%
11	J7	177	7% 63% 35%
11	J9	177	34% 78% 22%
11	K8	177	100% 77% 23%
11	L2	177	5% 68% 30%
11	L3	177	32% 75% 23%
11	L4	177	62% 67% 31%
11	L5	177	100% 74% 25%
11	L6	177	56% 37% 6%
11	L7	177	67% 32%
11	L9	177	100% 69% 29%
11	M8	177	100% 75% 25%
11	N2	177	11% 75% 24%
11	N3	177	24% 76% 24%
11	N4	177	42% 69% 29%
11	N5	177	100% 77% 22%

Continued on next page...

Continued from previous page...

Mol	Chain	Length	Quality of chain
11	N6	177	60% 37%
11	N7	177	68% 29%
11	N9	177	100% 79% 20%
11	O8	177	100% 80% 20%
11	P2	177	11% 72% 27%
11	P3	177	95% 72% 27%
11	P4	177	100% 74% 25%
11	P5	177	100% 76% 24%
11	P6	177	71% 28%
11	P7	177	70% 28%
11	P9	177	100% 79% 21%
11	Q8	177	100% 79% 21%
11	R2	177	6% 75% 25%
11	R3	177	89% 78% 21%
11	R4	177	100% 78% 21%
11	R5	177	100% 72% 28%
11	R6	177	64% 33%
11	R7	177	69% 29%
11	R9	177	100% 73% 26%
11	T2	177	5% 72% 27%
11	T3	177	94% 74% 25%
11	T4	177	100% 74% 25%
11	T5	177	100% 69% 30%
11	T6	177	67% 32%
11	T7	177	68% 31%

Continued on next page...

Continued from previous page...

Mol	Chain	Length	Quality of chain
11	T9	177	100% 80% 20%
11	V2	177	66% 33%
11	V3	177	86% 78% 21%
11	V4	177	100% 71% 29%
11	V5	177	100% 79% 21%
11	V6	177	65% 34%
11	V7	177	73% 25%
11	V9	177	100% 76% 24%
11	X2	177	5% 69% 30%
11	X3	177	94% 76% 23%
11	X4	177	100% 72% 28%
11	X6	177	72% 27%
11	X7	177	72% 25%
11	Z2	177	9% 76% 23%
11	Z3	177	95% 80% 19%
11	Z4	177	100% 77% 22%
11	Z6	177	10% 70% 29%
11	Z7	177	5% 69% 29%
11	a6	177	6% 63% 36%
11	a7	177	63% 36%
11	aB	177	75% 24%
11	aD	177	81% 18%
11	aF	177	12% 77% 21%
11	aH	177	7% 81% 18%
11	aJ	177	8% 76% 23%

Continued on next page...

Continued from previous page...

Mol	Chain	Length	Quality of chain
11	aL	177	81% 76% 24%
11	aN	177	88% 78% 22%
11	aP	177	85% 81% 18%
11	aR	177	84% 80% 20%
11	aT	177	86% 79% 21%
11	aV	177	86% 83% 17%
11	an	177	75% 23%
11	ap	177	59% 39%
11	ar	177	5% 72% 26%
11	at	177	74% 25%
11	av	177	60% 34% 6%
11	ax	177	8% 72% 28%
11	az	177	15% 67% 31%
11	b6	177	5% 77% 23%
11	b7	177	5% 77% 21%
11	bB	177	73% 25%
11	bD	177	80% 19%
11	bF	177	9% 81% 19%
11	bH	177	7% 82% 17%
11	bJ	177	7% 79% 20%
11	bL	177	81% 79% 20%
11	bN	177	89% 79% 21%
11	bP	177	86% 83% 17%
11	bR	177	85% 77% 23%
11	bT	177	85% 81% 18%

Continued on next page...

Continued from previous page...

Mol	Chain	Length	Quality of chain
11	bV	177	86% 82% 18%
11	bn	177	73% 25%
11	bo	177	67% 32%
11	bp	177	78% 21%
11	bq	177	68% 30%
11	br	177	77% 20%
11	bs	177	73% 25%
11	bz	177	6% 84% 16%
11	c6	177	64% 34%
11	c7	177	10% 71% 28%
11	cB	177	39% 79% 20%
11	cE	177	41% 81% 19%
11	cF	177	50% 82% 16%
11	cH	177	12% 73% 25%
11	cJ	177	23% 76% 21%
11	cL	177	28% 77% 21%
11	cM	177	27% 77% 23%
11	cN	177	14% 73% 26%
11	cO	177	40% 79% 20%
11	cP	177	44% 80% 19%
11	cQ	177	53% 85% 14%
11	cR	177	28% 79% 20%
11	cY	177	90% 73% 27%
11	cn	177	75% 24%
11	co	177	72% 25%

Continued on next page...

Continued from previous page...

Mol	Chain	Length	Quality of chain
11	cp	177	82% 16%
11	cq	177	73% 25%
11	cr	177	77% 20%
11	cs	177	75% 24%
11	cz	177	84% 16%
11	d6	177	7% 69% 28%
11	d7	177	6% 69% 31%
11	dB	177	67% 33%
11	dD	177	79% 20%
11	dF	177	8% 82% 18%
11	dH	177	79% 21%
11	dK	177	75% 23%
11	dL	177	72% 25%
11	dN	177	68% 31%
11	dP	177	73% 25%
11	dR	177	76% 24%
11	dT	177	8% 82% 18%
11	dV	177	75% 24%
11	dX	177	68% 28%
11	dY	177	20% 78% 21%
11	dd	177	88% 80% 19%
11	df	177	90% 71% 28%
11	dh	177	89% 77% 21%
11	di	177	82% 80% 18%
11	dj	177	77% 76% 21%

Continued on next page...

Continued from previous page...

Mol	Chain	Length	Quality of chain
11	dl	177	85% 78% 21%
11	dn	177	83% 81% 19%
11	dp	177	90% 75% 24%
11	dr	177	92% 74% 23%
11	dt	177	78% 80% 19%
11	dv	177	89% 74% 24%
11	e6	177	8% 72% 28%
11	e7	177	5% 80% 19%
11	eB	177	11% 79% 21%
11	eD	177	9% 78% 22%
11	eF	177	15% 78% 22%
11	eH	177	16% 78% 22%
11	eJ	177	9% 74% 24%
11	eL	177	17% 72% 28%
11	eN	177	15% 77% 23%
11	eP	177	11% 79% 21%
11	eR	177	9% 79% 20%
11	eT	177	10% 73% 27%
11	eV	177	18% 79% 20%
11	eX	177	16% 73% 26%
11	eb	177	9% 76% 23%
11	ec	177	15% 73% 25%
11	ee	177	16% 75% 24%
11	eg	177	10% 79% 21%
11	ei	177	13% 76% 23%

Continued on next page...

Continued from previous page...

Mol	Chain	Length	Quality of chain
11	el	177	10% 72% 27%
11	en	177	17% 74% 24%
11	ep	177	12% 81% 19%
11	er	177	13% 71% 28%
11	et	177	18% 72% 28%
11	ev	177	15% 67% 33%
11	f2	177	30% 73% 25%
11	f3	177	7% 65% 33%
11	f8	177	93% 75% 25%
11	fa	177	92% 69% 29%
11	fc	177	99% 74% 25%
11	ff	177	99% 69% 30%
11	fi	177	100% 60% 39%
11	fj	177	98% 63% 36%
11	fm	177	97% 73% 25%
11	fo	177	99% 68% 31%
11	fq	177	99% 66% 33%
11	fs	177	98% 73% 25%
11	fu	177	97% 62% 37%
11	fw	177	93% 68% 31%
11	fy	177	98% 75% 24%
11	g8	177	90% 76% 24%
11	ga	177	77% 22%
11	gd	177	77% 22%
11	ge	177	81% 19%

Continued on next page...

Continued from previous page...

Mol	Chain	Length	Quality of chain
11	gg	177	81% 18%
11	gi	177	77% 22%
11	gk	177	79% 21%
11	gn	177	80% 19%
11	gp	177	81% 18%
11	gr	177	78% 19%
11	gt	177	80% 18%
11	gv	177	5% 82% 17%
11	gx	177	5% 79% 20%
11	h2	177	16% 77% 21%
11	h3	177	5% 62% 36%
11	h8	177	98% 75% 25%
11	hB	177	96% 70% 30%
11	hD	177	98% 70% 29%
11	hG	177	98% 75% 25%
11	hH	177	98% 72% 28%
11	hJ	177	97% 69% 31%
11	hL	177	98% 68% 32%
11	hN	177	98% 68% 32%
11	hP	177	98% 73% 27%
11	hR	177	97% 72% 28%
11	hT	177	98% 71% 28%
11	hV	177	99% 73% 27%
11	hX	177	96% 72% 28%
11	iC	177	5% 68% 31%

Continued on next page...

Continued from previous page...

Mol	Chain	Length	Quality of chain
11	iD	177	64% 33%
11	iE	177	6% 46% 33% 18%
11	iF	177	10% 50% 30% 18%
11	iG	177	11% 51% 29% 16%
11	iH	177	11% 53% 31% 16%
11	j2	177	26% 76% 23%
11	j3	177	66% 34%
11	jI	177	20% 65% 16% 19%
11	jJ	177	20% 66% 15% 19%
11	jK	177	16% 65% 16% 18%
11	jL	177	17% 67% 15% 18%
11	jM	177	23% 66% 16% 18%
11	jN	177	24% 67% 15% 18%
11	jO	177	16% 61% 19% 18%
11	jP	177	18% 60% 21% 18%
11	kQ	177	53% 71% 11% 19%
11	kR	177	54% 71% 11% 19%
11	kS	177	54% 66% 16% 17%
11	kT	177	50% 61% 19% 18%
11	kU	177	53% 68% 12% 19%
11	kV	177	54% 69% 12% 19%
11	kW	177	53% 70% 13% 17%
11	kX	177	51% 71% 12% 17%
11	l2	177	32% 76% 23%
11	l3	177	5% 72% 27%

Continued on next page...

Continued from previous page...

Mol	Chain	Length	Quality of chain
11	l6	177	28% 68% 31%
11	l7	177	22% 72% 28%
11	lb	177	29% 76% 24%
11	ld	177	51% 80% 19%
11	lf	177	21% 73% 25%
11	lh	177	31% 75% 24%
11	lj	177	51% 73% 25%
11	ll	177	30% 76% 23%
11	ln	177	52% 79% 20%
11	lp	177	23% 77% 22%
11	lr	177	28% 76% 23%
11	lt	177	28% 74% 26%
11	lv	177	33% 77% 22%
11	lx	177	52% 72% 27%
11	n2	177	25% 77% 22%
11	n3	177	11% 75% 23%
11	n4	177	15% 75% 25%
11	n5	177	16% 77% 23%
11	n6	177	33% 68% 31%
11	n7	177	27% 70% 28%
11	n8	177	94% 74% 26%
11	n9	177	76% 23%
11	o8	177	96% 75% 25%
11	p2	177	96% 75% 24%
11	p3	177	12% 74% 25%

Continued on next page...

Continued from previous page...

Mol	Chain	Length	Quality of chain
11	p4	177	21% 72% 27%
11	p5	177	21% 72% 27%
11	p6	177	23% 72% 27%
11	p7	177	32% 69% 31%
11	p8	177	92% 70% 30%
11	p9	177	68% 31%
11	r2	177	90% 81% 19%
11	r3	177	6% 72% 27%
11	r4	177	8% 73% 25%
11	r5	177	8% 72% 26%
11	r6	177	11% 62% 36%
11	r7	177	23% 65% 34%
11	r9	177	5% 72% 27%
11	t2	177	93% 73% 27%
11	t3	177	7% 71% 29%
11	t4	177	34% 65% 34%
11	t5	177	33% 69% 30%
11	t6	177	24% 63% 36%
11	t7	177	16% 73% 27%
11	t9	177	73% 27%
11	v2	177	87% 79% 20%
11	v3	177	65% 33%
11	v4	177	35% 68% 31%
11	v5	177	34% 67% 32%
11	v6	177	22% 77% 23%

Continued on next page...

Continued from previous page...

Mol	Chain	Length	Quality of chain
11	v7	177	11% 68% 30%
11	v9	177	68% 29%
11	w8	177	12% 79% 20%
11	x2	177	95% 79% 21%
11	x3	177	5% 74% 26%
11	x4	177	20% 72% 27%
11	x5	177	20% 71% 27%
11	x6	177	95% 70% 30%
11	x7	177	94% 75% 25%
11	x9	177	8% 71% 27%
11	y6	177	95% 63% 36%
11	y7	177	93% 75% 25%
11	y8	177	19% 71% 29%
11	z2	177	93% 80% 19%
11	z3	177	8% 77% 23%
11	z4	177	37% 71% 28%
11	z5	177	37% 71% 29%
11	z6	177	92% 68% 31%
11	z7	177	93% 77% 22%
11	z9	177	17% 69% 29%
12	34	318	44% 51% 33% 13%
12	A2	318	50% 34% 13%
12	U8	318	14% 53% 31% 13%
12	Y5	318	44% 49% 34% 13%
12	Z9	318	15% 53% 32% 13%

Continued on next page...

Continued from previous page...

Mol	Chain	Length	Quality of chain
12	a3	318	53% 31% 13%
12	aY	318	55% 30% 13%
12	b8	318	52% 32% 13%
12	b9	318	54% 30% 13%
12	bY	318	53% 31% 13%
12	dw	318	78% 56% 30% 13%
12	dx	318	77% 57% 29% 13%
12	ey	318	8% 57% 29% 13%
12	ez	318	9% 56% 29% 13%
13	B2	477	5% 43% 33% 22%
13	b3	477	42% 32% 22%
14	44	285	86% 53% 32% 14%
14	C2	285	19% 58% 26% 14%
14	D2	285	77% 58% 25% 16%
14	T8	285	86% 59% 26% 14%
14	Y9	285	86% 58% 27% 14%
14	Z5	285	86% 57% 28% 14%
14	aZ	285	78% 55% 30% 14%
14	bZ	285	78% 54% 31% 14%
14	c3	285	19% 58% 27% 14%
14	c8	285	52% 33% 14%
14	c9	285	48% 34% 14%
14	d3	285	77% 57% 26% 16%
14	d8	285	16% 50% 31% 16%
14	d9	285	17% 51% 31% 16%

Continued on next page...

Continued from previous page...

Mol	Chain	Length	Quality of chain
14	e8	285	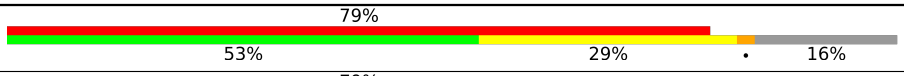
14	e9	285	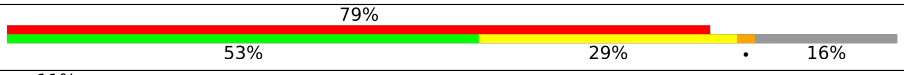
15	14	232	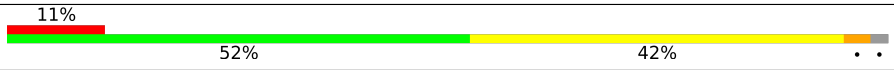
15	R8	232	
15	W5	232	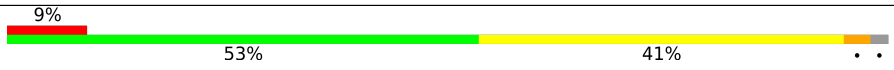
15	W9	232	
15	aW	232	
15	bW	232	
16	24	371	
16	S8	371	
16	X5	371	
16	X9	371	
16	aX	371	
16	bX	371	
17	V8	162	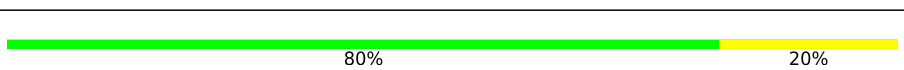
17	X8	162	
17	Z8	162	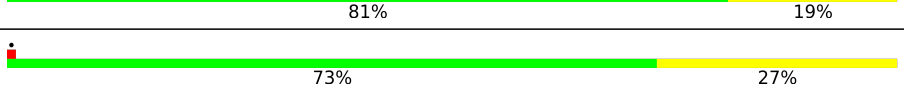
17	a4	162	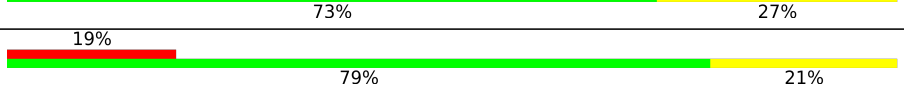
17	a5	162	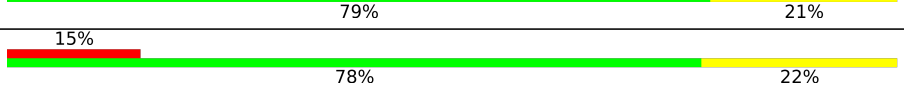
17	aa	162	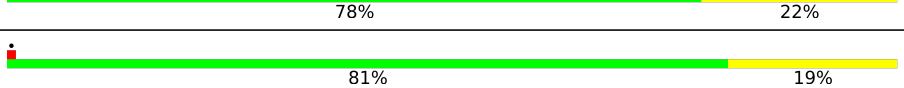
17	ac	162	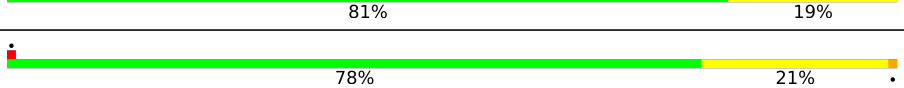
17	ae	162	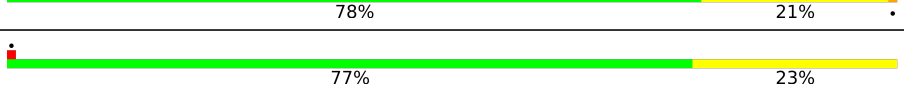
17	ag	162	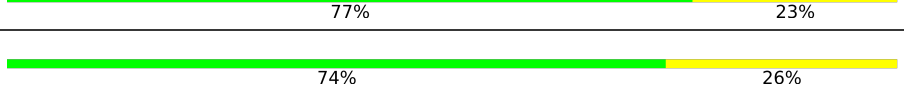
17	ai	162	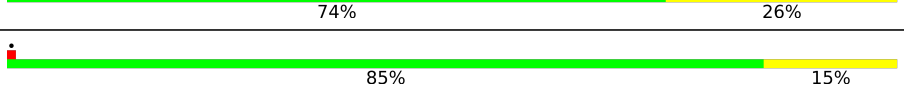
17	ak	162	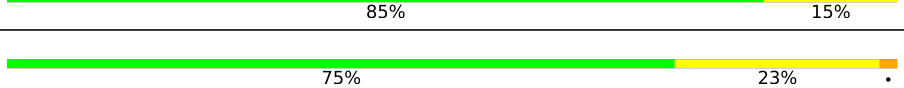

Continued on next page...

Continued from previous page...

Mol	Chain	Length	Quality of chain
17	b4	162	80% 19%
17	b5	162	75% 24%
17	ba	162	75% 23%
17	bc	162	77% 23%
17	be	162	75% 25%
17	bg	162	67% 31%
17	bi	162	76% 23%
17	bk	162	75% 25%
17	ca	162	79% 19%
17	cc	162	73% 25%
17	ce	162	78% 21%
17	cg	162	67% 30%
17	ci	162	78% 21%
17	ck	162	76% 23%
17	d4	162	17% 77% 23%
17	d5	162	17% 78% 22%
17	f4	162	7% 73% 26%
17	f5	162	9% 73% 25%
17	g9	162	75% 25%
17	i4	162	13% 81% 19%
17	i5	162	12% 73% 25%
17	i9	162	81% 19%
17	k4	162	72% 27%
17	k5	162	75% 22%
17	k9	162	75% 23%

Continued on next page...

Continued from previous page...

Mol	Chain	Length	Quality of chain
18	W8	172	78% 22%
18	Y8	172	73% 24%
18	ab	172	78% 22%
18	ad	172	76% 22%
18	af	172	66% 33%
18	ah	172	77% 22%
18	aj	172	83% 16%
18	al	172	78% 19%
18	bb	172	72% 26%
18	bd	172	74% 23%
18	bf	172	76% 23%
18	bh	172	72% 28%
18	bj	172	66% 31%
18	bl	172	74% 24%
18	c4	172	8% 75% 24%
18	c5	172	6% 79% 20%
18	cb	172	76% 21%
18	cd	172	75% 23%
18	cf	172	73% 25%
18	ch	172	76% 23%
18	cj	172	75% 22%
18	cl	172	77% 21%
18	e4	172	13% 75% 24%
18	e5	172	15% 73% 26%
18	f9	172	65% 34%

Continued on next page...

Continued from previous page...

Mol	Chain	Length	Quality of chain
18	g4	172	6% 70% 29%
18	g5	172	5% 74% 25%
18	h4	172	19% 72% 26%
18	h5	172	20% 70% 28%
18	h9	172	74% 25%
18	j4	172	8% 77% 22%
18	j5	172	8% 76% 21%
18	j9	172	79% 20%
18	l4	172	11% 67% 30%
18	l5	172	11% 67% 30%
18	l9	172	78% 19%
19	a8	514	48% 21% 30%
19	a9	514	47% 22% 30%
20	dy	352	24% 49% 32% 5% 14%
20	dz	352	23% 48% 34% 14%
21	ew	276	54% 27% 16%
21	ex	276	51% 31% 16%
21	fd	276	70% 48% 22% 29%
21	fz	276	69% 47% 22% 29%
22	eY	352	12% 50% 36% 12%
22	eZ	352	13% 53% 32% 12%
23	hY	350	63% 41% 23% 35%
23	hZ	350	63% 43% 22% 35%
23	ly	350	25% 47% 24% 28%
23	lz	350	24% 49% 21% 28%

Continued on next page...

Continued from previous page...

Mol	Chain	Length	Quality of chain
24	gy	297	57% 30% 12%
24	gz	297	58% 29% 12%
25	ka	362	38% 31% 6% 25%
25	kb	362	40% 30% 6% 25%

The following table lists non-polymeric compounds, carbohydrate monomers and non-standard residues in protein, DNA, RNA chains that are outliers for geometric or electron-density-fit criteria:

Mol	Type	Chain	Res	Chirality	Geometry	Clashes	Electron density
26	PEB	34	1001	-	-	X	-
26	PEB	34	1002	-	-	X	-
26	PEB	34	1003	-	-	X	-
26	PEB	A2	1002	-	-	X	-
26	PEB	A6	1002	-	-	X	-
26	PEB	A8	201	-	-	X	-
26	PEB	B2	501	-	-	X	-
26	PEB	C6	201	-	-	X	-
26	PEB	D8	202	-	-	X	-
26	PEB	E2	1002	-	-	X	-
26	PEB	E4	202	-	-	X	-
26	PEB	G3	201	-	-	X	-
26	PEB	G5	201	-	-	X	-
26	PEB	G6	201	-	-	X	-
26	PEB	G7	202	-	-	X	-
26	PEB	H6	201	-	-	X	-
26	PEB	H7	201	-	-	X	-
26	PEB	I6	202	-	-	X	-
26	PEB	J6	201	-	-	X	-
26	PEB	K2	202	-	-	X	-
26	PEB	K4	201	-	-	X	-
26	PEB	L5	201	-	-	X	-
26	PEB	L9	201	-	-	X	-
26	PEB	M2	202	-	-	X	-
26	PEB	M8	201	-	-	X	-
26	PEB	M8	202	-	-	X	-
26	PEB	N5	202	-	-	X	-
26	PEB	N6	202	-	-	X	-
26	PEB	O2	202	-	-	X	-
26	PEB	O5	201	-	-	X	-

Continued on next page...

Continued from previous page...

Mol	Type	Chain	Res	Chirality	Geometry	Clashes	Electron density
26	PEB	O5	202	-	-	X	-
26	PEB	P4	202	-	-	X	-
26	PEB	Q4	203	-	-	X	-
26	PEB	Q5	201	-	-	X	-
26	PEB	Q6	202	-	-	X	-
26	PEB	R2	201	-	-	X	-
26	PEB	R3	201	-	-	X	-
26	PEB	R3	202	-	-	X	-
26	PEB	R5	201	-	-	X	-
26	PEB	R9	201	-	-	X	-
26	PEB	R9	202	-	-	X	-
26	PEB	S4	201	-	-	X	-
26	PEB	S4	202	-	-	X	-
26	PEB	S5	202	-	-	X	-
26	PEB	S5	203	-	-	X	-
26	PEB	T3	202	-	-	X	-
26	PEB	T5	201	-	-	X	-
26	PEB	T9	201	-	-	X	-
26	PEB	U4	201	-	-	X	-
26	PEB	V4	201	-	-	X	-
26	PEB	V5	201	-	-	X	-
26	PEB	V6	202	-	-	X	-
26	PEB	V8	1001	-	-	X	-
26	PEB	V9	202	-	-	X	-
26	PEB	W4	202	-	-	X	-
26	PEB	W8	201	-	-	X	-
26	PEB	X4	201	-	-	X	-
26	PEB	X4	202	-	-	X	-
26	PEB	X5	401	-	-	X	-
26	PEB	X8	201	-	-	X	-
26	PEB	Y3	201	-	-	X	-
26	PEB	Y5	1001	-	-	X	-
26	PEB	Y5	1003	-	-	X	-
26	PEB	Y9	302	-	-	X	-
26	PEB	Z4	201	-	-	X	-
26	PEB	a4	201	-	-	X	-
26	PEB	a5	201	-	-	X	-
26	PEB	a6	201	-	-	X	-
26	PEB	a9	603	-	-	X	-
26	PEB	aE	202	-	-	X	-
26	PEB	aG	201	-	-	X	-
26	PEB	aI	202	-	-	X	-

Continued on next page...

Continued from previous page...

Mol	Type	Chain	Res	Chirality	Geometry	Clashes	Electron density
26	PEB	aN	202	-	-	X	-
26	PEB	aQ	202	-	-	X	-
26	PEB	aS	201	-	-	X	-
26	PEB	aU	202	-	-	X	-
26	PEB	aW	302	-	-	X	-
26	PEB	aZ	301	-	-	X	-
26	PEB	aa	1001	-	-	X	-
26	PEB	ab	201	-	-	X	-
26	PEB	ac	201	-	-	X	-
26	PEB	ag	201	-	-	X	-
26	PEB	ak	201	-	-	X	-
26	PEB	b3	501	-	-	X	-
26	PEB	b4	1001	-	-	X	-
26	PEB	b5	1001	-	-	X	-
26	PEB	b8	1003	-	-	X	-
26	PEB	b9	404	-	-	X	-
26	PEB	bK	1002	-	-	X	-
26	PEB	bQ	202	-	-	X	-
26	PEB	bQ	203	-	-	X	-
26	PEB	bR	201	-	-	X	-
26	PEB	bS	201	-	-	X	-
26	PEB	bU	202	-	-	X	-
26	PEB	bW	301	-	-	X	-
26	PEB	bZ	301	-	-	X	-
26	PEB	bd	202	-	-	X	-
26	PEB	be	201	-	-	X	-
26	PEB	bg	201	-	-	X	-
26	PEB	bi	201	-	-	X	-
26	PEB	bk	201	-	-	X	-
26	PEB	bl	201	-	-	X	-
26	PEB	bn	201	-	-	X	-
26	PEB	bv	202	-	-	X	-
26	PEB	bx	202	-	-	X	-
26	PEB	c4	201	-	-	X	-
26	PEB	c5	201	-	-	X	-
26	PEB	cC	1002	-	-	X	-
26	PEB	cV	202	-	-	X	-
26	PEB	cV	203	-	-	X	-
26	PEB	cY	201	-	-	X	-
26	PEB	cd	201	-	-	X	-
26	PEB	ce	201	-	-	X	-
26	PEB	cg	201	-	-	X	-

Continued on next page...

Continued from previous page...

Mol	Type	Chain	Res	Chirality	Geometry	Clashes	Electron density
26	PEB	ci	201	-	-	X	-
26	PEB	ck	201	-	-	X	-
26	PEB	cl	201	-	-	X	-
26	PEB	cv	202	-	-	X	-
26	PEB	d4	201	-	-	X	-
26	PEB	d5	201	-	-	X	-
26	PEB	d7	201	-	-	X	-
26	PEB	da	1002	-	-	X	-
26	PEB	db	201	-	-	X	-
26	PEB	dc	202	-	-	X	-
26	PEB	df	202	-	-	X	-
26	PEB	dg	202	-	-	X	-
26	PEB	dh	202	-	-	X	-
26	PEB	dj	202	-	-	X	-
26	PEB	dk	1001	-	-	X	-
26	PEB	dl	202	-	-	X	-
26	PEB	dm	202	-	-	X	-
26	PEB	dn	202	-	-	X	-
26	PEB	dp	202	-	-	X	-
26	PEB	dr	202	-	-	X	-
26	PEB	ds	202	-	-	X	-
26	PEB	du	202	-	-	X	-
26	PEB	du	203	-	-	X	-
26	PEB	dv	201	-	-	X	-
26	PEB	dw	402	-	-	X	-
26	PEB	dw	403	-	-	X	-
26	PEB	e4	201	-	-	X	-
26	PEB	e5	201	-	-	X	-
26	PEB	e9	301	-	-	X	-
26	PEB	eE	202	-	-	X	-
26	PEB	eH	201	-	-	X	-
26	PEB	eI	202	-	-	X	-
26	PEB	eK	202	-	-	X	-
26	PEB	eL	201	-	-	X	-
26	PEB	eL	202	-	-	X	-
26	PEB	eM	1001	-	-	X	-
26	PEB	eM	1002	-	-	X	-
26	PEB	eP	203	-	-	X	-
26	PEB	eU	202	-	-	X	-
26	PEB	eV	201	-	-	X	-
26	PEB	eY	401	-	-	X	-
26	PEB	eZ	401	-	-	X	-

Continued on next page...

Continued from previous page...

Mol	Type	Chain	Res	Chirality	Geometry	Clashes	Electron density
26	PEB	ea	202	-	-	X	-
26	PEB	ec	201	-	-	X	-
26	PEB	en	201	-	-	X	-
26	PEB	er	202	-	-	X	-
26	PEB	eu	202	-	-	X	-
26	PEB	ez	1001	-	-	X	-
26	PEB	f4	201	-	-	X	-
26	PEB	f5	201	-	-	X	-
26	PEB	f8	202	-	-	X	-
26	PEB	f9	201	-	-	X	-
26	PEB	fa	201	-	-	X	-
26	PEB	fb	201	-	-	X	-
26	PEB	fb	202	-	-	X	-
26	PEB	fc	201	-	-	X	-
26	PEB	fc	202	-	-	X	-
26	PEB	fd	302	-	-	X	-
26	PEB	fd	303	-	-	X	-
26	PEB	ff	202	-	-	X	-
26	PEB	fg	201	-	-	X	-
26	PEB	fg	202	-	-	X	-
26	PEB	fi	201	-	-	X	-
26	PEB	fi	202	-	-	X	-
26	PEB	fj	201	-	-	X	-
26	PEB	fj	202	-	-	X	-
26	PEB	fk	201	-	-	X	-
26	PEB	fl	201	-	-	X	-
26	PEB	fl	202	-	-	X	-
26	PEB	fp	201	-	-	X	-
26	PEB	fp	202	-	-	X	-
26	PEB	fq	201	-	-	X	-
26	PEB	fr	201	-	-	X	-
26	PEB	fr	202	-	-	X	-
26	PEB	ft	201	-	-	X	-
26	PEB	ft	202	-	-	X	-
26	PEB	fu	201	-	-	X	-
26	PEB	fv	201	-	-	X	-
26	PEB	fv	202	-	-	X	-
26	PEB	fw	201	-	-	X	-
26	PEB	fx	201	-	-	X	-
26	PEB	fx	202	-	-	X	-
26	PEB	fy	201	-	-	X	-
26	PEB	g2	201	-	-	X	-

Continued on next page...

Continued from previous page...

Mol	Type	Chain	Res	Chirality	Geometry	Clashes	Electron density
26	PEB	g6	202	-	-	X	-
26	PEB	g8	201	-	-	X	-
26	PEB	g9	201	-	-	X	-
26	PEB	gi	202	-	-	X	-
26	PEB	gj	202	-	-	X	-
26	PEB	gl	202	-	-	X	-
26	PEB	gt	202	-	-	X	-
26	PEB	gy	302	-	-	X	-
26	PEB	h3	201	-	-	X	-
26	PEB	h8	202	-	-	X	-
26	PEB	hA	201	-	-	X	-
26	PEB	hA	202	-	-	X	-
26	PEB	hD	201	-	-	X	-
26	PEB	hF	201	-	-	X	-
26	PEB	hT	201	-	-	X	-
26	PEB	hT	204	-	-	X	-
26	PEB	hW	201	-	-	X	-
26	PEB	hW	202	-	-	X	-
26	PEB	i4	201	-	-	X	-
26	PEB	i5	201	-	-	X	-
26	PEB	i8	201	-	-	X	-
26	PEB	iA	1001	-	-	X	-
26	PEB	iB	1001	-	-	X	-
26	PEB	j4	201	-	-	X	-
26	PEB	j5	201	-	-	X	-
26	PEB	j5	202	-	-	X	-
26	PEB	j8	201	-	-	X	-
26	PEB	j8	202	-	-	X	-
26	PEB	jI	1001	-	-	X	-
26	PEB	jJ	1001	-	-	X	-
26	PEB	k4	201	-	-	X	-
26	PEB	k5	201	-	-	X	-
26	PEB	k6	1002	-	-	X	-
26	PEB	k8	202	-	-	X	-
26	PEB	k9	201	-	-	X	-
26	PEB	kT	1002	-	-	X	-
26	PEB	l4	201	-	-	X	-
26	PEB	l8	202	-	-	X	-
26	PEB	lc	202	-	-	X	-
26	PEB	lg	201	-	-	X	-
26	PEB	li	203	-	-	X	-
26	PEB	ls	202	-	-	X	-

Continued on next page...

Continued from previous page...

Mol	Type	Chain	Res	Chirality	Geometry	Clashes	Electron density
26	PEB	lt	201	-	-	X	-
26	PEB	lt	202	-	-	X	-
26	PEB	lv	201	-	-	X	-
26	PEB	lw	201	-	-	X	-
26	PEB	lw	203	-	-	X	-
26	PEB	ly	401	-	-	X	-
26	PEB	ly	403	-	-	X	-
26	PEB	lz	402	-	-	X	-
26	PEB	m6	202	-	-	X	-
26	PEB	m8	202	-	-	X	-
26	PEB	n7	202	-	-	X	-
26	PEB	o3	202	-	-	X	-
26	PEB	o6	202	-	-	X	-
26	PEB	p2	202	-	-	X	-
26	PEB	p4	201	-	-	X	-
26	PEB	p8	202	-	-	X	-
26	PEB	q6	202	-	-	X	-
26	PEB	q8	202	-	-	X	-
26	PEB	r2	201	-	-	X	-
26	PEB	r2	202	-	-	X	-
26	PEB	r7	202	-	-	X	-
26	PEB	r8	202	-	-	X	-
26	PEB	s6	202	-	-	X	-
26	PEB	s8	201	-	-	X	-
26	PEB	t2	202	-	-	X	-
26	PEB	t6	202	-	-	X	-
26	PEB	u2	201	-	-	X	-
26	PEB	u2	202	-	-	X	-
26	PEB	u8	202	-	-	X	-
26	PEB	v6	202	-	-	X	-
26	PEB	w2	202	-	-	X	-
26	PEB	w2	203	-	-	X	-
26	PEB	w3	202	-	-	X	-
26	PEB	w6	1001	-	-	X	-
26	PEB	w7	1001	-	-	X	-
26	PEB	x6	201	-	-	X	-
26	PEB	x6	202	-	-	X	-
26	PEB	x7	201	-	-	X	-
26	PEB	x7	202	-	-	X	-
26	PEB	y2	201	-	-	X	-
26	PEB	y6	201	-	-	X	-
26	PEB	y7	202	-	-	X	-

Continued on next page...

Continued from previous page...

Mol	Type	Chain	Res	Chirality	Geometry	Clashes	Electron density
26	PEB	z6	202	-	-	X	-
27	CYC	H1	201	-	-	X	-
27	CYC	J1	201	-	-	X	-
27	CYC	M1	1001	-	-	X	-
27	CYC	W1	201	-	-	X	-
27	CYC	a2	902	-	-	X	-
27	CYC	b2	1001	-	-	X	-
27	CYC	c1	201	-	-	X	-
27	CYC	g1	201	-	-	X	-
27	CYC	j1	201	-	-	X	-
27	CYC	m1	201	-	-	X	-
27	CYC	n1	201	-	-	X	-
27	CYC	p1	201	-	-	X	-
27	CYC	r1	201	-	-	X	-
28	PUB	34	1005	-	-	X	-
28	PUB	34	1006	-	-	X	-
28	PUB	44	304	-	-	X	-
28	PUB	44	305	-	-	X	-
28	PUB	A2	1005	-	-	X	-
28	PUB	A2	1006	-	-	X	-
28	PUB	C2	305	-	-	X	-
28	PUB	D2	305	-	-	X	-
28	PUB	K8	203	-	-	X	-
28	PUB	P9	203	-	-	X	-
28	PUB	R2	203	-	-	X	-
28	PUB	R5	203	-	-	X	-
28	PUB	T6	203	-	-	X	-
28	PUB	T8	305	-	-	X	-
28	PUB	U8	1005	-	-	X	-
28	PUB	U8	1006	-	-	X	-
28	PUB	V4	203	-	-	X	-
28	PUB	X7	203	-	-	X	-
28	PUB	Y5	1005	-	-	X	-
28	PUB	Y5	1006	-	-	X	-
28	PUB	Y9	305	-	-	X	-
28	PUB	Z5	305	-	-	X	-
28	PUB	Z5	306	-	-	X	-
28	PUB	Z9	1005	-	-	X	-
28	PUB	Z9	1006	-	-	X	-
28	PUB	a3	1005	-	-	X	-
28	PUB	a3	1006	-	-	X	-
28	PUB	a6	203	-	-	X	-

Continued on next page...

Continued from previous page...

Mol	Type	Chain	Res	Chirality	Geometry	Clashes	Electron density
28	PUB	aY	405	-	-	X	-
28	PUB	aZ	305	-	-	X	-
28	PUB	ar	203	-	-	X	-
28	PUB	b8	1006	-	-	X	-
28	PUB	b9	406	-	-	X	-
28	PUB	b9	407	-	-	X	-
28	PUB	bN	203	-	-	X	-
28	PUB	bY	1006	-	-	X	-
28	PUB	bZ	306	-	-	X	-
28	PUB	c3	305	-	-	X	-
28	PUB	c8	305	-	-	X	-
28	PUB	c9	305	-	-	X	-
28	PUB	cY	203	-	-	X	-
28	PUB	d3	304	-	-	X	-
28	PUB	d9	305	-	-	X	-
28	PUB	dd	203	-	-	X	-
28	PUB	df	203	-	-	X	-
28	PUB	dh	203	-	-	X	-
28	PUB	dl	203	-	-	X	-
28	PUB	dv	202	-	-	X	-
28	PUB	dw	406	-	-	X	-
28	PUB	dx	407	-	-	X	-
28	PUB	e8	304	-	-	X	-
28	PUB	e8	305	-	-	X	-
28	PUB	e9	306	-	-	X	-
28	PUB	eL	203	-	-	X	-
28	PUB	eY	404	-	-	X	-
28	PUB	eY	405	-	-	X	-
28	PUB	eZ	403	-	-	X	-
28	PUB	ey	1006	-	-	X	-
28	PUB	ez	1006	-	-	X	-
28	PUB	f8	203	-	-	X	-
28	PUB	fj	203	-	-	X	-
28	PUB	fs	203	-	-	X	-
28	PUB	fu	202	-	-	X	-
28	PUB	fy	202	-	-	X	-
28	PUB	hR	203	-	-	X	-
28	PUB	hY	405	-	-	X	-
28	PUB	hY	406	-	-	X	-
28	PUB	jO	1003	-	-	X	-
28	PUB	lb	203	-	-	X	-
28	PUB	r3	203	-	-	X	-

Continued on next page...

Continued from previous page...

Mol	Type	Chain	Res	Chirality	Geometry	Clashes	Electron density
28	PUB	r9	203	-	-	X	-
28	PUB	s7	203	-	-	X	-
28	PUB	u6	203	-	-	X	-
28	PUB	y7	203	-	-	X	-
29	PVN	34	1004	X	-	-	-
29	PVN	44	303	X	-	-	-
29	PVN	A2	1004	X	-	-	-
29	PVN	C2	303	X	-	-	-
29	PVN	D2	303	X	-	-	-
29	PVN	T8	303	X	-	-	-
29	PVN	U8	1004	X	-	-	-
29	PVN	Y5	1004	X	-	-	-
29	PVN	Y9	303	X	-	-	-
29	PVN	Z5	304	X	-	-	-
29	PVN	Z9	1004	X	-	-	-
29	PVN	a3	1004	X	-	-	-
29	PVN	aY	403	X	-	-	-
29	PVN	aZ	303	X	-	-	-
29	PVN	b8	1004	X	-	-	-
29	PVN	b9	405	X	-	-	-
29	PVN	bY	1004	X	-	-	-
29	PVN	bZ	304	X	-	-	-
29	PVN	c3	303	X	-	-	-
29	PVN	c8	303	X	-	-	-
29	PVN	c9	303	X	-	-	-
29	PVN	d3	302	X	-	-	-
29	PVN	d8	303	X	-	-	-
29	PVN	d9	304	X	-	X	-
29	PVN	dw	404	X	-	-	-
29	PVN	dx	405	X	-	-	-
29	PVN	e8	303	X	-	-	-
29	PVN	e9	304	X	-	-	-
29	PVN	eY	403	X	-	X	-
29	PVN	eZ	402	X	-	X	-
29	PVN	ey	1004	X	-	-	-
29	PVN	ez	1004	X	-	-	-
29	PVN	gy	304	-	-	X	-
29	PVN	gz	304	-	-	X	-
29	PVN	hY	404	X	-	X	-
29	PVN	hZ	403	X	-	X	-
29	PVN	ly	404	X	-	X	-
29	PVN	lz	403	X	-	X	-

2 Entry composition (i)

There are 29 unique types of molecules in this entry. The entry contains 1234811 atoms, of which 0 are hydrogens and 0 are deuteriums.

In the tables below, the AltConf column contains the number of residues with at least one atom in alternate conformation and the Trace column contains the number of residues modelled with at most 2 atoms.

- Molecule 1 is a protein called LRC6.

Mol	Chain	Residues	Atoms					AltConf	Trace
1	A1	219	Total	C	N	O	S	0	0
			1647	1047	276	318	6		
1	B1	220	Total	C	N	O	S	0	0
			1652	1050	277	319	6		

- Molecule 2 is a protein called LRC4.

Mol	Chain	Residues	Atoms					AltConf	Trace
2	C1	154	Total	C	N	O	S	0	0
			1171	729	207	232	3		
2	D1	153	Total	C	N	O	S	0	0
			1162	724	205	230	3		

- Molecule 3 is a protein called LRC5.

Mol	Chain	Residues	Atoms					AltConf	Trace
3	E1	259	Total	C	N	O	S	0	0
			2014	1272	335	401	6		
3	F1	259	Total	C	N	O	S	0	0
			2014	1272	335	401	6		

- Molecule 4 is a protein called alpha_APC.

Mol	Chain	Residues	Atoms					AltConf	Trace
4	G1	160	Total	C	N	O	S	0	0
			1221	764	207	242	8		
4	I1	160	Total	C	N	O	S	0	0
			1221	764	207	242	8		
4	K1	160	Total	C	N	O	S	0	0
			1221	764	207	242	8		
4	N1	160	Total	C	N	O	S	0	0
			1221	764	207	242	8		

Continued on next page...

Continued from previous page...

Mol	Chain	Residues	Atoms					AltConf	Trace
4	P1	160	Total	C	N	O	S	0	0
			1221	764	207	242	8		
4	R1	160	Total	C	N	O	S	0	0
			1221	764	207	242	8		
4	T1	160	Total	C	N	O	S	0	0
			1221	764	207	242	8		
4	X1	160	Total	C	N	O	S	0	0
			1221	764	207	242	8		
4	Z1	160	Total	C	N	O	S	0	0
			1221	764	207	242	8		
4	b1	160	Total	C	N	O	S	0	0
			1221	764	207	242	8		
4	d1	160	Total	C	N	O	S	0	0
			1221	764	207	242	8		
4	f1	160	Total	C	N	O	S	0	0
			1221	764	207	242	8		
4	i1	160	Total	C	N	O	S	0	0
			1221	764	207	242	8		
4	k1	160	Total	C	N	O	S	0	0
			1221	764	207	242	8		
4	o1	160	Total	C	N	O	S	0	0
			1221	764	207	242	8		
4	q1	160	Total	C	N	O	S	0	0
			1221	764	207	242	8		
4	s1	160	Total	C	N	O	S	0	0
			1221	764	207	242	8		
4	u1	160	Total	C	N	O	S	0	0
			1221	764	207	242	8		
4	w1	160	Total	C	N	O	S	0	0
			1221	764	207	242	8		
4	y1	160	Total	C	N	O	S	0	0
			1221	764	207	242	8		

- Molecule 5 is a protein called beta_APC.

Mol	Chain	Residues	Atoms					AltConf	Trace
5	H1	161	Total	C	N	O	S	0	0
			1224	768	206	243	7		
5	J1	161	Total	C	N	O	S	0	0
			1224	768	206	243	7		
5	L1	161	Total	C	N	O	S	0	0
			1224	768	206	243	7		

Continued on next page...

Continued from previous page...

Mol	Chain	Residues	Atoms					AltConf	Trace
5	M1	161	Total	C	N	O	S	0	0
			1224	768	206	243	7		
5	O1	161	Total	C	N	O	S	0	0
			1224	768	206	243	7		
5	S1	161	Total	C	N	O	S	0	0
			1224	768	206	243	7		
5	U1	161	Total	C	N	O	S	0	0
			1224	768	206	243	7		
5	W1	161	Total	C	N	O	S	0	0
			1224	768	206	243	7		
5	Y1	161	Total	C	N	O	S	0	0
			1224	768	206	243	7		
5	a1	161	Total	C	N	O	S	0	0
			1224	768	206	243	7		
5	c1	161	Total	C	N	O	S	0	0
			1224	768	206	243	7		
5	e1	160	Total	C	N	O	S	0	0
			1217	765	205	240	7		
5	h1	161	Total	C	N	O	S	0	0
			1224	768	206	243	7		
5	j1	161	Total	C	N	O	S	0	0
			1224	768	206	243	7		
5	l1	161	Total	C	N	O	S	0	0
			1224	768	206	243	7		
5	n1	161	Total	C	N	O	S	0	0
			1224	768	206	243	7		
5	p1	161	Total	C	N	O	S	0	0
			1224	768	206	243	7		
5	r1	161	Total	C	N	O	S	0	0
			1224	768	206	243	7		
5	t1	161	Total	C	N	O	S	0	0
			1224	768	206	243	7		
5	v1	161	Total	C	N	O	S	0	0
			1224	768	206	243	7		
5	x1	161	Total	C	N	O	S	0	0
			1224	768	206	243	7		
5	z1	161	Total	C	N	O	S	0	0
			1224	768	206	243	7		

- Molecule 6 is a protein called ApcF.

Mol	Chain	Residues	Atoms					AltConf	Trace
6	Q1	174	Total	C	N	O	S	0	0
			1398	889	232	272	5		
6	g1	174	Total	C	N	O	S	0	0
			1398	889	232	272	5		

- Molecule 7 is a protein called ApcD.

Mol	Chain	Residues	Atoms					AltConf	Trace
7	V1	160	Total	C	N	O	S	0	0
			1261	805	209	241	6		
7	m1	160	Total	C	N	O	S	0	0
			1261	805	209	241	6		

- Molecule 8 is a protein called LCM.

Mol	Chain	Residues	Atoms					AltConf	Trace
8	a2	801	Total	C	N	O	S	0	0
			6494	4160	1125	1192	17		
8	b2	801	Total	C	N	O	S	0	0
			6494	4160	1125	1192	17		

- Molecule 9 is a protein called LC.

Mol	Chain	Residues	Atoms					AltConf	Trace
9	c2	91	Total	C	N	O	S	0	0
			717	450	128	134	5		
9	d2	91	Total	C	N	O	S	0	0
			717	450	128	134	5		

- Molecule 10 is a protein called R-phycoerythrin alpha chain.

Mol	Chain	Residues	Atoms					AltConf	Trace
10	e2	164	Total	C	N	O	S	0	0
			1246	773	217	250	6		
10	g2	164	Total	C	N	O	S	0	0
			1246	773	217	250	6		
10	i2	164	Total	C	N	O	S	0	0
			1246	773	217	250	6		
10	k2	164	Total	C	N	O	S	0	0
			1246	773	217	250	6		
10	m2	164	Total	C	N	O	S	0	0
			1246	773	217	250	6		

Continued on next page...

Continued from previous page...

Mol	Chain	Residues	Atoms					AltConf	Trace
10	o2	164	Total	C	N	O	S	0	0
			1246	773	217	250	6		
10	q2	164	Total	C	N	O	S	0	0
			1246	773	217	250	6		
10	s2	164	Total	C	N	O	S	0	0
			1246	773	217	250	6		
10	u2	164	Total	C	N	O	S	0	0
			1246	773	217	250	6		
10	w2	164	Total	C	N	O	S	0	0
			1246	773	217	250	6		
10	y2	164	Total	C	N	O	S	0	0
			1246	773	217	250	6		
10	E2	164	Total	C	N	O	S	0	0
			1246	773	217	250	6		
10	G2	164	Total	C	N	O	S	0	0
			1246	773	217	250	6		
10	I2	164	Total	C	N	O	S	0	0
			1246	773	217	250	6		
10	K2	164	Total	C	N	O	S	0	0
			1246	773	217	250	6		
10	M2	164	Total	C	N	O	S	0	0
			1246	773	217	250	6		
10	O2	164	Total	C	N	O	S	0	0
			1246	773	217	250	6		
10	Q2	164	Total	C	N	O	S	0	0
			1246	773	217	250	6		
10	S2	164	Total	C	N	O	S	0	0
			1246	773	217	250	6		
10	U2	164	Total	C	N	O	S	0	0
			1246	773	217	250	6		
10	W2	164	Total	C	N	O	S	0	0
			1246	773	217	250	6		
10	Y2	164	Total	C	N	O	S	0	0
			1246	773	217	250	6		
10	A3	164	Total	C	N	O	S	0	0
			1246	773	217	250	6		
10	C3	164	Total	C	N	O	S	0	0
			1246	773	217	250	6		
10	E3	164	Total	C	N	O	S	0	0
			1246	773	217	250	6		
10	G3	164	Total	C	N	O	S	0	0
			1246	773	217	250	6		

Continued on next page...

Continued from previous page...

Mol	Chain	Residues	Atoms					AltConf	Trace
10	I3	164	Total	C	N	O	S	0	0
			1246	773	217	250	6		
10	K3	164	Total	C	N	O	S	0	0
			1246	773	217	250	6		
10	M3	164	Total	C	N	O	S	0	0
			1246	773	217	250	6		
10	O3	164	Total	C	N	O	S	0	0
			1246	773	217	250	6		
10	Q3	164	Total	C	N	O	S	0	0
			1246	773	217	250	6		
10	S3	164	Total	C	N	O	S	0	0
			1246	773	217	250	6		
10	U3	164	Total	C	N	O	S	0	0
			1246	773	217	250	6		
10	W3	164	Total	C	N	O	S	0	0
			1246	773	217	250	6		
10	Y3	164	Total	C	N	O	S	0	0
			1246	773	217	250	6		
10	e3	164	Total	C	N	O	S	0	0
			1246	773	217	250	6		
10	g3	164	Total	C	N	O	S	0	0
			1246	773	217	250	6		
10	i3	164	Total	C	N	O	S	0	0
			1246	773	217	250	6		
10	k3	164	Total	C	N	O	S	0	0
			1246	773	217	250	6		
10	m3	164	Total	C	N	O	S	0	0
			1246	773	217	250	6		
10	o3	164	Total	C	N	O	S	0	0
			1246	773	217	250	6		
10	q3	164	Total	C	N	O	S	0	0
			1246	773	217	250	6		
10	s3	164	Total	C	N	O	S	0	0
			1246	773	217	250	6		
10	u3	164	Total	C	N	O	S	0	0
			1246	773	217	250	6		
10	w3	164	Total	C	N	O	S	0	0
			1246	773	217	250	6		
10	y3	164	Total	C	N	O	S	0	0
			1246	773	217	250	6		
10	A4	164	Total	C	N	O	S	0	0
			1246	773	217	250	6		

Continued on next page...

Continued from previous page...

Mol	Chain	Residues	Atoms					AltConf	Trace
10	C4	164	Total	C	N	O	S	0	0
			1246	773	217	250	6		
10	E4	164	Total	C	N	O	S	0	0
			1246	773	217	250	6		
10	G4	164	Total	C	N	O	S	0	0
			1246	773	217	250	6		
10	I4	164	Total	C	N	O	S	0	0
			1246	773	217	250	6		
10	K4	164	Total	C	N	O	S	0	0
			1246	773	217	250	6		
10	M4	164	Total	C	N	O	S	0	0
			1246	773	217	250	6		
10	O4	164	Total	C	N	O	S	0	0
			1246	773	217	250	6		
10	Q4	164	Total	C	N	O	S	0	0
			1246	773	217	250	6		
10	S4	164	Total	C	N	O	S	0	0
			1246	773	217	250	6		
10	U4	164	Total	C	N	O	S	0	0
			1246	773	217	250	6		
10	W4	164	Total	C	N	O	S	0	0
			1246	773	217	250	6		
10	Y4	164	Total	C	N	O	S	0	0
			1246	773	217	250	6		
10	m4	164	Total	C	N	O	S	0	0
			1246	773	217	250	6		
10	o4	164	Total	C	N	O	S	0	0
			1246	773	217	250	6		
10	q4	164	Total	C	N	O	S	0	0
			1246	773	217	250	6		
10	s4	164	Total	C	N	O	S	0	0
			1246	773	217	250	6		
10	u4	164	Total	C	N	O	S	0	0
			1246	773	217	250	6		
10	w4	164	Total	C	N	O	S	0	0
			1246	773	217	250	6		
10	y4	164	Total	C	N	O	S	0	0
			1246	773	217	250	6		
10	A5	164	Total	C	N	O	S	0	0
			1246	773	217	250	6		
10	C5	164	Total	C	N	O	S	0	0
			1246	773	217	250	6		

Continued on next page...

Continued from previous page...

Mol	Chain	Residues	Atoms					AltConf	Trace
10	E5	164	Total	C	N	O	S	0	0
			1246	773	217	250	6		
10	G5	164	Total	C	N	O	S	0	0
			1246	773	217	250	6		
10	I5	164	Total	C	N	O	S	0	0
			1246	773	217	250	6		
10	K5	164	Total	C	N	O	S	0	0
			1246	773	217	250	6		
10	M5	164	Total	C	N	O	S	0	0
			1246	773	217	250	6		
10	O5	164	Total	C	N	O	S	0	0
			1246	773	217	250	6		
10	Q5	164	Total	C	N	O	S	0	0
			1246	773	217	250	6		
10	S5	164	Total	C	N	O	S	0	0
			1246	773	217	250	6		
10	U5	164	Total	C	N	O	S	0	0
			1246	773	217	250	6		
10	m5	164	Total	C	N	O	S	0	0
			1246	773	217	250	6		
10	o5	164	Total	C	N	O	S	0	0
			1246	773	217	250	6		
10	q5	164	Total	C	N	O	S	0	0
			1246	773	217	250	6		
10	s5	164	Total	C	N	O	S	0	0
			1246	773	217	250	6		
10	u5	164	Total	C	N	O	S	0	0
			1246	773	217	250	6		
10	w5	164	Total	C	N	O	S	0	0
			1246	773	217	250	6		
10	y5	164	Total	C	N	O	S	0	0
			1246	773	217	250	6		
10	i8	164	Total	C	N	O	S	0	0
			1246	773	217	250	6		
10	j8	164	Total	C	N	O	S	0	0
			1246	773	217	250	6		
10	k8	164	Total	C	N	O	S	0	0
			1246	773	217	250	6		
10	l8	164	Total	C	N	O	S	0	0
			1246	773	217	250	6		
10	m8	164	Total	C	N	O	S	0	0
			1246	773	217	250	6		

Continued on next page...

Continued from previous page...

Mol	Chain	Residues	Atoms					AltConf	Trace
10	A6	164	Total	C	N	O	S	0	0
			1246	773	217	250	6		
10	C6	164	Total	C	N	O	S	0	0
			1246	773	217	250	6		
10	E6	164	Total	C	N	O	S	0	0
			1246	773	217	250	6		
10	G6	164	Total	C	N	O	S	0	0
			1246	773	217	250	6		
10	I6	163	Total	C	N	O	S	0	0
			1239	770	216	247	6		
10	K6	164	Total	C	N	O	S	0	0
			1246	773	217	250	6		
10	M6	164	Total	C	N	O	S	0	0
			1246	773	217	250	6		
10	O6	164	Total	C	N	O	S	0	0
			1246	773	217	250	6		
10	Q6	164	Total	C	N	O	S	0	0
			1246	773	217	250	6		
10	S6	164	Total	C	N	O	S	0	0
			1246	773	217	250	6		
10	U6	164	Total	C	N	O	S	0	0
			1246	773	217	250	6		
10	W6	164	Total	C	N	O	S	0	0
			1246	773	217	250	6		
10	Y6	164	Total	C	N	O	S	0	0
			1246	773	217	250	6		
10	f6	164	Total	C	N	O	S	0	0
			1246	773	217	250	6		
10	g6	164	Total	C	N	O	S	0	0
			1246	773	217	250	6		
10	h6	164	Total	C	N	O	S	0	0
			1246	773	217	250	6		
10	i6	164	Total	C	N	O	S	0	0
			1246	773	217	250	6		
10	j6	164	Total	C	N	O	S	0	0
			1246	773	217	250	6		
10	k6	164	Total	C	N	O	S	0	0
			1246	773	217	250	6		
10	m6	164	Total	C	N	O	S	0	0
			1246	773	217	250	6		
10	o6	164	Total	C	N	O	S	0	0
			1246	773	217	250	6		

Continued on next page...

Continued from previous page...

Mol	Chain	Residues	Atoms					AltConf	Trace
10	q6	164	Total	C	N	O	S	0	0
			1246	773	217	250	6		
10	s6	164	Total	C	N	O	S	0	0
			1246	773	217	250	6		
10	u6	164	Total	C	N	O	S	0	0
			1246	773	217	250	6		
10	w6	164	Total	C	N	O	S	0	0
			1246	773	217	250	6		
10	q8	164	Total	C	N	O	S	0	0
			1246	773	217	250	6		
10	r8	164	Total	C	N	O	S	0	0
			1246	773	217	250	6		
10	s8	164	Total	C	N	O	S	0	0
			1246	773	217	250	6		
10	t8	164	Total	C	N	O	S	0	0
			1246	773	217	250	6		
10	u8	164	Total	C	N	O	S	0	0
			1246	773	217	250	6		
10	A7	164	Total	C	N	O	S	0	0
			1246	773	217	250	6		
10	C7	164	Total	C	N	O	S	0	0
			1246	773	217	250	6		
10	E7	164	Total	C	N	O	S	0	0
			1246	773	217	250	6		
10	G7	163	Total	C	N	O	S	0	0
			1239	770	216	247	6		
10	I7	164	Total	C	N	O	S	0	0
			1246	773	217	250	6		
10	K7	164	Total	C	N	O	S	0	0
			1246	773	217	250	6		
10	M7	164	Total	C	N	O	S	0	0
			1246	773	217	250	6		
10	O7	164	Total	C	N	O	S	0	0
			1246	773	217	250	6		
10	Q7	164	Total	C	N	O	S	0	0
			1246	773	217	250	6		
10	S7	164	Total	C	N	O	S	0	0
			1246	773	217	250	6		
10	U7	164	Total	C	N	O	S	0	0
			1246	773	217	250	6		
10	W7	164	Total	C	N	O	S	0	0
			1246	773	217	250	6		

Continued on next page...

Continued from previous page...

Mol	Chain	Residues	Atoms					AltConf	Trace
10	Y7	164	Total	C	N	O	S	0	0
			1246	773	217	250	6		
10	f7	164	Total	C	N	O	S	0	0
			1246	773	217	250	6		
10	g7	164	Total	C	N	O	S	0	0
			1246	773	217	250	6		
10	h7	164	Total	C	N	O	S	0	0
			1246	773	217	250	6		
10	i7	164	Total	C	N	O	S	0	0
			1246	773	217	250	6		
10	j7	164	Total	C	N	O	S	0	0
			1246	773	217	250	6		
10	k7	164	Total	C	N	O	S	0	0
			1246	773	217	250	6		
10	m7	164	Total	C	N	O	S	0	0
			1246	773	217	250	6		
10	o7	164	Total	C	N	O	S	0	0
			1246	773	217	250	6		
10	q7	164	Total	C	N	O	S	0	0
			1246	773	217	250	6		
10	s7	164	Total	C	N	O	S	0	0
			1246	773	217	250	6		
10	u7	164	Total	C	N	O	S	0	0
			1246	773	217	250	6		
10	w7	164	Total	C	N	O	S	0	0
			1246	773	217	250	6		
10	v8	164	Total	C	N	O	S	0	0
			1246	773	217	250	6		
10	x8	164	Total	C	N	O	S	0	0
			1246	773	217	250	6		
10	z8	164	Total	C	N	O	S	0	0
			1246	773	217	250	6		
10	B8	164	Total	C	N	O	S	0	0
			1246	773	217	250	6		
10	D8	164	Total	C	N	O	S	0	0
			1246	773	217	250	6		
10	F8	164	Total	C	N	O	S	0	0
			1246	773	217	250	6		
10	H8	164	Total	C	N	O	S	0	0
			1246	773	217	250	6		
10	J8	164	Total	C	N	O	S	0	0
			1246	773	217	250	6		

Continued on next page...

Continued from previous page...

Mol	Chain	Residues	Atoms					AltConf	Trace
10	L8	164	Total	C	N	O	S	0	0
			1246	773	217	250	6		
10	N8	164	Total	C	N	O	S	0	0
			1246	773	217	250	6		
10	P8	164	Total	C	N	O	S	0	0
			1246	773	217	250	6		
10	m9	164	Total	C	N	O	S	0	0
			1246	773	217	250	6		
10	o9	164	Total	C	N	O	S	0	0
			1246	773	217	250	6		
10	q9	164	Total	C	N	O	S	0	0
			1246	773	217	250	6		
10	s9	164	Total	C	N	O	S	0	0
			1246	773	217	250	6		
10	u9	164	Total	C	N	O	S	0	0
			1246	773	217	250	6		
10	w9	164	Total	C	N	O	S	0	0
			1246	773	217	250	6		
10	y9	164	Total	C	N	O	S	0	0
			1246	773	217	250	6		
10	A9	164	Total	C	N	O	S	0	0
			1246	773	217	250	6		
10	C9	164	Total	C	N	O	S	0	0
			1246	773	217	250	6		
10	E9	164	Total	C	N	O	S	0	0
			1246	773	217	250	6		
10	G9	164	Total	C	N	O	S	0	0
			1246	773	217	250	6		
10	I9	164	Total	C	N	O	S	0	0
			1246	773	217	250	6		
10	K9	164	Total	C	N	O	S	0	0
			1246	773	217	250	6		
10	M9	164	Total	C	N	O	S	0	0
			1246	773	217	250	6		
10	O9	164	Total	C	N	O	S	0	0
			1246	773	217	250	6		
10	Q9	164	Total	C	N	O	S	0	0
			1246	773	217	250	6		
10	S9	164	Total	C	N	O	S	0	0
			1246	773	217	250	6		
10	U9	164	Total	C	N	O	S	0	0
			1246	773	217	250	6		

Continued on next page...

Continued from previous page...

Mol	Chain	Residues	Atoms					AltConf	Trace
10	am	164	Total	C	N	O	S	0	0
			1246	773	217	250	6		
10	ao	164	Total	C	N	O	S	0	0
			1246	773	217	250	6		
10	aq	164	Total	C	N	O	S	0	0
			1246	773	217	250	6		
10	as	164	Total	C	N	O	S	0	0
			1246	773	217	250	6		
10	au	164	Total	C	N	O	S	0	0
			1246	773	217	250	6		
10	aw	164	Total	C	N	O	S	0	0
			1246	773	217	250	6		
10	ay	164	Total	C	N	O	S	0	0
			1246	773	217	250	6		
10	aA	164	Total	C	N	O	S	0	0
			1246	773	217	250	6		
10	aC	164	Total	C	N	O	S	0	0
			1246	773	217	250	6		
10	aE	164	Total	C	N	O	S	0	0
			1246	773	217	250	6		
10	aG	164	Total	C	N	O	S	0	0
			1246	773	217	250	6		
10	aI	164	Total	C	N	O	S	0	0
			1246	773	217	250	6		
10	aK	164	Total	C	N	O	S	0	0
			1246	773	217	250	6		
10	aM	164	Total	C	N	O	S	0	0
			1246	773	217	250	6		
10	aO	164	Total	C	N	O	S	0	0
			1246	773	217	250	6		
10	aQ	164	Total	C	N	O	S	0	0
			1246	773	217	250	6		
10	aS	164	Total	C	N	O	S	0	0
			1246	773	217	250	6		
10	aU	164	Total	C	N	O	S	0	0
			1246	773	217	250	6		
10	bm	164	Total	C	N	O	S	0	0
			1246	773	217	250	6		
10	bt	164	Total	C	N	O	S	0	0
			1246	773	217	250	6		
10	bu	164	Total	C	N	O	S	0	0
			1246	773	217	250	6		

Continued on next page...

Continued from previous page...

Mol	Chain	Residues	Atoms					AltConf	Trace
10	bv	164	Total	C	N	O	S	0	0
			1246	773	217	250	6		
10	bw	164	Total	C	N	O	S	0	0
			1246	773	217	250	6		
10	bx	164	Total	C	N	O	S	0	0
			1246	773	217	250	6		
10	by	164	Total	C	N	O	S	0	0
			1246	773	217	250	6		
10	bA	164	Total	C	N	O	S	0	0
			1246	773	217	250	6		
10	bC	164	Total	C	N	O	S	0	0
			1246	773	217	250	6		
10	bE	164	Total	C	N	O	S	0	0
			1246	773	217	250	6		
10	bG	164	Total	C	N	O	S	0	0
			1246	773	217	250	6		
10	bI	164	Total	C	N	O	S	0	0
			1246	773	217	250	6		
10	bK	164	Total	C	N	O	S	0	0
			1246	773	217	250	6		
10	bM	164	Total	C	N	O	S	0	0
			1246	773	217	250	6		
10	bO	164	Total	C	N	O	S	0	0
			1246	773	217	250	6		
10	bQ	164	Total	C	N	O	S	0	0
			1246	773	217	250	6		
10	bS	164	Total	C	N	O	S	0	0
			1246	773	217	250	6		
10	bU	164	Total	C	N	O	S	0	0
			1246	773	217	250	6		
10	cm	164	Total	C	N	O	S	0	0
			1246	773	217	250	6		
10	ct	164	Total	C	N	O	S	0	0
			1246	773	217	250	6		
10	cu	164	Total	C	N	O	S	0	0
			1246	773	217	250	6		
10	cv	164	Total	C	N	O	S	0	0
			1246	773	217	250	6		
10	cw	164	Total	C	N	O	S	0	0
			1246	773	217	250	6		
10	cx	164	Total	C	N	O	S	0	0
			1246	773	217	250	6		

Continued on next page...

Continued from previous page...

Mol	Chain	Residues	Atoms					AltConf	Trace
10	cy	164	Total	C	N	O	S	0	0
			1246	773	217	250	6		
10	cA	164	Total	C	N	O	S	0	0
			1246	773	217	250	6		
10	cC	164	Total	C	N	O	S	0	0
			1246	773	217	250	6		
10	cD	164	Total	C	N	O	S	0	0
			1246	773	217	250	6		
10	cG	164	Total	C	N	O	S	0	0
			1246	773	217	250	6		
10	cI	164	Total	C	N	O	S	0	0
			1246	773	217	250	6		
10	cK	164	Total	C	N	O	S	0	0
			1246	773	217	250	6		
10	cS	164	Total	C	N	O	S	0	0
			1246	773	217	250	6		
10	cT	164	Total	C	N	O	S	0	0
			1246	773	217	250	6		
10	cU	164	Total	C	N	O	S	0	0
			1246	773	217	250	6		
10	cV	164	Total	C	N	O	S	0	0
			1246	773	217	250	6		
10	cW	164	Total	C	N	O	S	0	0
			1246	773	217	250	6		
10	cX	164	Total	C	N	O	S	0	0
			1246	773	217	250	6		
10	cZ	164	Total	C	N	O	S	0	0
			1246	773	217	250	6		
10	da	164	Total	C	N	O	S	0	0
			1246	773	217	250	6		
10	db	164	Total	C	N	O	S	0	0
			1246	773	217	250	6		
10	dc	164	Total	C	N	O	S	0	0
			1246	773	217	250	6		
10	de	164	Total	C	N	O	S	0	0
			1246	773	217	250	6		
10	dg	164	Total	C	N	O	S	0	0
			1246	773	217	250	6		
10	dk	164	Total	C	N	O	S	0	0
			1246	773	217	250	6		
10	dm	164	Total	C	N	O	S	0	0
			1246	773	217	250	6		

Continued on next page...

Continued from previous page...

Mol	Chain	Residues	Atoms					AltConf	Trace
10	do	164	Total	C	N	O	S	0	0
			1246	773	217	250	6		
10	dq	164	Total	C	N	O	S	0	0
			1246	773	217	250	6		
10	ds	164	Total	C	N	O	S	0	0
			1246	773	217	250	6		
10	du	164	Total	C	N	O	S	0	0
			1246	773	217	250	6		
10	dA	164	Total	C	N	O	S	0	0
			1246	773	217	250	6		
10	dC	164	Total	C	N	O	S	0	0
			1246	773	217	250	6		
10	dE	164	Total	C	N	O	S	0	0
			1246	773	217	250	6		
10	dG	164	Total	C	N	O	S	0	0
			1246	773	217	250	6		
10	dI	164	Total	C	N	O	S	0	0
			1246	773	217	250	6		
10	dJ	164	Total	C	N	O	S	0	0
			1246	773	217	250	6		
10	dM	164	Total	C	N	O	S	0	0
			1246	773	217	250	6		
10	dO	164	Total	C	N	O	S	0	0
			1246	773	217	250	6		
10	dQ	164	Total	C	N	O	S	0	0
			1246	773	217	250	6		
10	dS	164	Total	C	N	O	S	0	0
			1246	773	217	250	6		
10	dU	164	Total	C	N	O	S	0	0
			1246	773	217	250	6		
10	dW	164	Total	C	N	O	S	0	0
			1246	773	217	250	6		
10	dZ	164	Total	C	N	O	S	0	0
			1246	773	217	250	6		
10	ea	164	Total	C	N	O	S	0	0
			1246	773	217	250	6		
10	ed	164	Total	C	N	O	S	0	0
			1246	773	217	250	6		
10	ef	164	Total	C	N	O	S	0	0
			1246	773	217	250	6		
10	eh	164	Total	C	N	O	S	0	0
			1246	773	217	250	6		

Continued on next page...

Continued from previous page...

Mol	Chain	Residues	Atoms					AltConf	Trace
10	ej	164	Total	C	N	O	S	0	0
			1246	773	217	250	6		
10	ek	164	Total	C	N	O	S	0	0
			1246	773	217	250	6		
10	em	164	Total	C	N	O	S	0	0
			1246	773	217	250	6		
10	eo	164	Total	C	N	O	S	0	0
			1246	773	217	250	6		
10	eq	164	Total	C	N	O	S	0	0
			1246	773	217	250	6		
10	es	164	Total	C	N	O	S	0	0
			1246	773	217	250	6		
10	eu	164	Total	C	N	O	S	0	0
			1246	773	217	250	6		
10	eA	164	Total	C	N	O	S	0	0
			1246	773	217	250	6		
10	eC	164	Total	C	N	O	S	0	0
			1246	773	217	250	6		
10	eE	164	Total	C	N	O	S	0	0
			1246	773	217	250	6		
10	eG	164	Total	C	N	O	S	0	0
			1246	773	217	250	6		
10	eI	164	Total	C	N	O	S	0	0
			1246	773	217	250	6		
10	eK	164	Total	C	N	O	S	0	0
			1246	773	217	250	6		
10	eM	164	Total	C	N	O	S	0	0
			1246	773	217	250	6		
10	eO	164	Total	C	N	O	S	0	0
			1246	773	217	250	6		
10	eQ	164	Total	C	N	O	S	0	0
			1246	773	217	250	6		
10	eS	164	Total	C	N	O	S	0	0
			1246	773	217	250	6		
10	eU	164	Total	C	N	O	S	0	0
			1246	773	217	250	6		
10	eW	164	Total	C	N	O	S	0	0
			1246	773	217	250	6		
10	la	164	Total	C	N	O	S	0	0
			1246	773	217	250	6		
10	lc	164	Total	C	N	O	S	0	0
			1246	773	217	250	6		

Continued on next page...

Continued from previous page...

Mol	Chain	Residues	Atoms					AltConf	Trace
10	le	164	Total	C	N	O	S	0	0
			1246	773	217	250	6		
10	lg	164	Total	C	N	O	S	0	0
			1246	773	217	250	6		
10	li	164	Total	C	N	O	S	0	0
			1246	773	217	250	6		
10	lk	164	Total	C	N	O	S	0	0
			1246	773	217	250	6		
10	lm	164	Total	C	N	O	S	0	0
			1246	773	217	250	6		
10	lo	164	Total	C	N	O	S	0	0
			1246	773	217	250	6		
10	lq	164	Total	C	N	O	S	0	0
			1246	773	217	250	6		
10	ls	164	Total	C	N	O	S	0	0
			1246	773	217	250	6		
10	lu	164	Total	C	N	O	S	0	0
			1246	773	217	250	6		
10	lw	164	Total	C	N	O	S	0	0
			1246	773	217	250	6		
10	fb	164	Total	C	N	O	S	0	0
			1246	773	217	250	6		
10	fe	164	Total	C	N	O	S	0	0
			1246	773	217	250	6		
10	fg	164	Total	C	N	O	S	0	0
			1246	773	217	250	6		
10	fh	164	Total	C	N	O	S	0	0
			1246	773	217	250	6		
10	fk	164	Total	C	N	O	S	0	0
			1246	773	217	250	6		
10	fl	164	Total	C	N	O	S	0	0
			1246	773	217	250	6		
10	fn	164	Total	C	N	O	S	0	0
			1246	773	217	250	6		
10	fp	164	Total	C	N	O	S	0	0
			1246	773	217	250	6		
10	fr	164	Total	C	N	O	S	0	0
			1246	773	217	250	6		
10	ft	164	Total	C	N	O	S	0	0
			1246	773	217	250	6		
10	fv	164	Total	C	N	O	S	0	0
			1246	773	217	250	6		

Continued on next page...

Continued from previous page...

Mol	Chain	Residues	Atoms					AltConf	Trace
10	fx	164	Total	C	N	O	S	0	0
			1246	773	217	250	6		
10	gb	164	Total	C	N	O	S	0	0
			1246	773	217	250	6		
10	gc	164	Total	C	N	O	S	0	0
			1246	773	217	250	6		
10	gf	164	Total	C	N	O	S	0	0
			1246	773	217	250	6		
10	gh	164	Total	C	N	O	S	0	0
			1246	773	217	250	6		
10	gj	164	Total	C	N	O	S	0	0
			1246	773	217	250	6		
10	gl	164	Total	C	N	O	S	0	0
			1246	773	217	250	6		
10	gm	164	Total	C	N	O	S	0	0
			1246	773	217	250	6		
10	go	164	Total	C	N	O	S	0	0
			1246	773	217	250	6		
10	gq	164	Total	C	N	O	S	0	0
			1246	773	217	250	6		
10	gs	164	Total	C	N	O	S	0	0
			1246	773	217	250	6		
10	gu	164	Total	C	N	O	S	0	0
			1246	773	217	250	6		
10	gw	164	Total	C	N	O	S	0	0
			1246	773	217	250	6		
10	hA	164	Total	C	N	O	S	0	0
			1246	773	217	250	6		
10	hC	164	Total	C	N	O	S	0	0
			1246	773	217	250	6		
10	hE	164	Total	C	N	O	S	0	0
			1246	773	217	250	6		
10	hF	164	Total	C	N	O	S	0	0
			1246	773	217	250	6		
10	hI	164	Total	C	N	O	S	0	0
			1246	773	217	250	6		
10	hK	164	Total	C	N	O	S	0	0
			1246	773	217	250	6		
10	hM	164	Total	C	N	O	S	0	0
			1246	773	217	250	6		
10	hO	164	Total	C	N	O	S	0	0
			1246	773	217	250	6		

Continued on next page...

Continued from previous page...

Mol	Chain	Residues	Atoms					AltConf	Trace
10	hQ	164	Total	C	N	O	S	0	0
			1246	773	217	250	6		
10	hS	164	Total	C	N	O	S	0	0
			1246	773	217	250	6		
10	hU	164	Total	C	N	O	S	0	0
			1246	773	217	250	6		
10	hW	164	Total	C	N	O	S	0	0
			1246	773	217	250	6		
10	iA	164	Total	C	N	O	S	0	0
			1246	773	217	250	6		
10	iB	164	Total	C	N	O	S	0	0
			1246	773	217	250	6		

- Molecule 11 is a protein called R-phycoerythrin beta chain.

Mol	Chain	Residues	Atoms					AltConf	Trace
11	f2	177	Total	C	N	O	S	0	0
			1286	793	223	258	12		
11	h2	177	Total	C	N	O	S	0	0
			1286	793	223	258	12		
11	j2	177	Total	C	N	O	S	0	0
			1286	793	223	258	12		
11	l2	177	Total	C	N	O	S	0	0
			1286	793	223	258	12		
11	n2	177	Total	C	N	O	S	0	0
			1286	793	223	258	12		
11	p2	177	Total	C	N	O	S	0	0
			1286	793	223	258	12		
11	r2	177	Total	C	N	O	S	0	0
			1286	793	223	258	12		
11	t2	177	Total	C	N	O	S	0	0
			1286	793	223	258	12		
11	v2	177	Total	C	N	O	S	0	0
			1286	793	223	258	12		
11	x2	177	Total	C	N	O	S	0	0
			1286	793	223	258	12		
11	z2	177	Total	C	N	O	S	0	0
			1286	793	223	258	12		
11	F2	177	Total	C	N	O	S	0	0
			1286	793	223	258	12		
11	H2	177	Total	C	N	O	S	0	0
			1286	793	223	258	12		

Continued on next page...

Continued from previous page...

Mol	Chain	Residues	Atoms					AltConf	Trace
11	J2	177	Total	C	N	O	S	0	0
			1286	793	223	258	12		
11	L2	177	Total	C	N	O	S	0	0
			1286	793	223	258	12		
11	N2	177	Total	C	N	O	S	0	0
			1286	793	223	258	12		
11	P2	177	Total	C	N	O	S	0	0
			1286	793	223	258	12		
11	R2	177	Total	C	N	O	S	0	0
			1286	793	223	258	12		
11	T2	177	Total	C	N	O	S	0	0
			1286	793	223	258	12		
11	V2	177	Total	C	N	O	S	0	0
			1286	793	223	258	12		
11	X2	177	Total	C	N	O	S	0	0
			1286	793	223	258	12		
11	Z2	177	Total	C	N	O	S	0	0
			1286	793	223	258	12		
11	B3	177	Total	C	N	O	S	0	0
			1286	793	223	258	12		
11	D3	177	Total	C	N	O	S	0	0
			1286	793	223	258	12		
11	F3	177	Total	C	N	O	S	0	0
			1286	793	223	258	12		
11	H3	177	Total	C	N	O	S	0	0
			1286	793	223	258	12		
11	J3	177	Total	C	N	O	S	0	0
			1286	793	223	258	12		
11	L3	177	Total	C	N	O	S	0	0
			1286	793	223	258	12		
11	N3	177	Total	C	N	O	S	0	0
			1286	793	223	258	12		
11	P3	177	Total	C	N	O	S	0	0
			1286	793	223	258	12		
11	R3	177	Total	C	N	O	S	0	0
			1286	793	223	258	12		
11	T3	177	Total	C	N	O	S	0	0
			1286	793	223	258	12		
11	V3	177	Total	C	N	O	S	0	0
			1286	793	223	258	12		
11	X3	177	Total	C	N	O	S	0	0
			1286	793	223	258	12		

Continued on next page...

Continued from previous page...

Mol	Chain	Residues	Atoms					AltConf	Trace
11	Z3	177	Total	C	N	O	S	0	0
			1286	793	223	258	12		
11	f3	177	Total	C	N	O	S	0	0
			1286	793	223	258	12		
11	h3	177	Total	C	N	O	S	0	0
			1286	793	223	258	12		
11	j3	177	Total	C	N	O	S	0	0
			1286	793	223	258	12		
11	l3	177	Total	C	N	O	S	0	0
			1286	793	223	258	12		
11	n3	177	Total	C	N	O	S	0	0
			1286	793	223	258	12		
11	p3	177	Total	C	N	O	S	0	0
			1286	793	223	258	12		
11	r3	177	Total	C	N	O	S	0	0
			1286	793	223	258	12		
11	t3	177	Total	C	N	O	S	0	0
			1286	793	223	258	12		
11	v3	177	Total	C	N	O	S	0	0
			1286	793	223	258	12		
11	x3	177	Total	C	N	O	S	0	0
			1286	793	223	258	12		
11	z3	177	Total	C	N	O	S	0	0
			1286	793	223	258	12		
11	B4	177	Total	C	N	O	S	0	0
			1286	793	223	258	12		
11	D4	177	Total	C	N	O	S	0	0
			1286	793	223	258	12		
11	F4	177	Total	C	N	O	S	0	0
			1286	793	223	258	12		
11	H4	177	Total	C	N	O	S	0	0
			1286	793	223	258	12		
11	J4	177	Total	C	N	O	S	0	0
			1286	793	223	258	12		
11	L4	177	Total	C	N	O	S	0	0
			1286	793	223	258	12		
11	N4	177	Total	C	N	O	S	0	0
			1286	793	223	258	12		
11	P4	177	Total	C	N	O	S	0	0
			1286	793	223	258	12		
11	R4	177	Total	C	N	O	S	0	0
			1286	793	223	258	12		

Continued on next page...

Continued from previous page...

Mol	Chain	Residues	Atoms					AltConf	Trace
11	T4	177	Total	C	N	O	S	0	0
			1286	793	223	258	12		
11	V4	177	Total	C	N	O	S	0	0
			1286	793	223	258	12		
11	X4	177	Total	C	N	O	S	0	0
			1286	793	223	258	12		
11	Z4	177	Total	C	N	O	S	0	0
			1286	793	223	258	12		
11	n4	177	Total	C	N	O	S	0	0
			1286	793	223	258	12		
11	p4	177	Total	C	N	O	S	0	0
			1286	793	223	258	12		
11	r4	177	Total	C	N	O	S	0	0
			1286	793	223	258	12		
11	t4	177	Total	C	N	O	S	0	0
			1286	793	223	258	12		
11	v4	177	Total	C	N	O	S	0	0
			1286	793	223	258	12		
11	x4	177	Total	C	N	O	S	0	0
			1286	793	223	258	12		
11	z4	177	Total	C	N	O	S	0	0
			1286	793	223	258	12		
11	B5	177	Total	C	N	O	S	0	0
			1286	793	223	258	12		
11	D5	177	Total	C	N	O	S	0	0
			1286	793	223	258	12		
11	F5	177	Total	C	N	O	S	0	0
			1286	793	223	258	12		
11	H5	177	Total	C	N	O	S	0	0
			1286	793	223	258	12		
11	J5	177	Total	C	N	O	S	0	0
			1286	793	223	258	12		
11	L5	177	Total	C	N	O	S	0	0
			1286	793	223	258	12		
11	N5	177	Total	C	N	O	S	0	0
			1286	793	223	258	12		
11	P5	177	Total	C	N	O	S	0	0
			1286	793	223	258	12		
11	R5	177	Total	C	N	O	S	0	0
			1286	793	223	258	12		
11	T5	177	Total	C	N	O	S	0	0
			1286	793	223	258	12		

Continued on next page...

Continued from previous page...

Mol	Chain	Residues	Atoms					AltConf	Trace
11	V5	177	Total	C	N	O	S	0	0
			1286	793	223	258	12		
11	n5	177	Total	C	N	O	S	0	0
			1286	793	223	258	12		
11	p5	177	Total	C	N	O	S	0	0
			1286	793	223	258	12		
11	r5	177	Total	C	N	O	S	0	0
			1286	793	223	258	12		
11	t5	177	Total	C	N	O	S	0	0
			1286	793	223	258	12		
11	v5	177	Total	C	N	O	S	0	0
			1286	793	223	258	12		
11	x5	177	Total	C	N	O	S	0	0
			1286	793	223	258	12		
11	z5	177	Total	C	N	O	S	0	0
			1286	793	223	258	12		
11	f8	177	Total	C	N	O	S	0	0
			1286	793	223	258	12		
11	g8	177	Total	C	N	O	S	0	0
			1286	793	223	258	12		
11	h8	177	Total	C	N	O	S	0	0
			1286	793	223	258	12		
11	B6	177	Total	C	N	O	S	0	0
			1286	793	223	258	12		
11	D6	177	Total	C	N	O	S	0	0
			1286	793	223	258	12		
11	F6	177	Total	C	N	O	S	0	0
			1286	793	223	258	12		
11	H6	177	Total	C	N	O	S	0	0
			1286	793	223	258	12		
11	J6	177	Total	C	N	O	S	0	0
			1286	793	223	258	12		
11	L6	177	Total	C	N	O	S	0	0
			1286	793	223	258	12		
11	N6	177	Total	C	N	O	S	0	0
			1286	793	223	258	12		
11	P6	177	Total	C	N	O	S	0	0
			1286	793	223	258	12		
11	R6	177	Total	C	N	O	S	0	0
			1286	793	223	258	12		
11	T6	177	Total	C	N	O	S	0	0
			1286	793	223	258	12		

Continued on next page...

Continued from previous page...

Mol	Chain	Residues	Atoms					AltConf	Trace
11	V6	177	Total	C	N	O	S	0	0
			1286	793	223	258	12		
11	X6	177	Total	C	N	O	S	0	0
			1286	793	223	258	12		
11	Z6	177	Total	C	N	O	S	0	0
			1286	793	223	258	12		
11	a6	177	Total	C	N	O	S	0	0
			1286	793	223	258	12		
11	b6	177	Total	C	N	O	S	0	0
			1286	793	223	258	12		
11	c6	177	Total	C	N	O	S	0	0
			1286	793	223	258	12		
11	d6	177	Total	C	N	O	S	0	0
			1286	793	223	258	12		
11	e6	177	Total	C	N	O	S	0	0
			1286	793	223	258	12		
11	l6	177	Total	C	N	O	S	0	0
			1286	793	223	258	12		
11	n6	177	Total	C	N	O	S	0	0
			1286	793	223	258	12		
11	p6	177	Total	C	N	O	S	0	0
			1286	793	223	258	12		
11	r6	177	Total	C	N	O	S	0	0
			1286	793	223	258	12		
11	t6	177	Total	C	N	O	S	0	0
			1286	793	223	258	12		
11	v6	177	Total	C	N	O	S	0	0
			1286	793	223	258	12		
11	x6	177	Total	C	N	O	S	0	0
			1286	793	223	258	12		
11	y6	177	Total	C	N	O	S	0	0
			1286	793	223	258	12		
11	z6	177	Total	C	N	O	S	0	0
			1286	793	223	258	12		
11	n8	177	Total	C	N	O	S	0	0
			1286	793	223	258	12		
11	o8	177	Total	C	N	O	S	0	0
			1286	793	223	258	12		
11	p8	177	Total	C	N	O	S	0	0
			1286	793	223	258	12		
11	B7	177	Total	C	N	O	S	0	0
			1286	793	223	258	12		

Continued on next page...

Continued from previous page...

Mol	Chain	Residues	Atoms					AltConf	Trace
11	D7	177	Total	C	N	O	S	0	0
			1286	793	223	258	12		
11	F7	177	Total	C	N	O	S	0	0
			1286	793	223	258	12		
11	H7	177	Total	C	N	O	S	0	0
			1286	793	223	258	12		
11	J7	177	Total	C	N	O	S	0	0
			1286	793	223	258	12		
11	L7	177	Total	C	N	O	S	0	0
			1286	793	223	258	12		
11	N7	177	Total	C	N	O	S	0	0
			1286	793	223	258	12		
11	P7	177	Total	C	N	O	S	0	0
			1286	793	223	258	12		
11	R7	177	Total	C	N	O	S	0	0
			1286	793	223	258	12		
11	T7	177	Total	C	N	O	S	0	0
			1286	793	223	258	12		
11	V7	177	Total	C	N	O	S	0	0
			1286	793	223	258	12		
11	X7	177	Total	C	N	O	S	0	0
			1286	793	223	258	12		
11	Z7	177	Total	C	N	O	S	0	0
			1286	793	223	258	12		
11	a7	177	Total	C	N	O	S	0	0
			1286	793	223	258	12		
11	b7	177	Total	C	N	O	S	0	0
			1286	793	223	258	12		
11	c7	177	Total	C	N	O	S	0	0
			1286	793	223	258	12		
11	d7	177	Total	C	N	O	S	0	0
			1286	793	223	258	12		
11	e7	177	Total	C	N	O	S	0	0
			1286	793	223	258	12		
11	l7	177	Total	C	N	O	S	0	0
			1286	793	223	258	12		
11	n7	177	Total	C	N	O	S	0	0
			1286	793	223	258	12		
11	p7	177	Total	C	N	O	S	0	0
			1286	793	223	258	12		
11	r7	177	Total	C	N	O	S	0	0
			1286	793	223	258	12		

Continued on next page...

Continued from previous page...

Mol	Chain	Residues	Atoms					AltConf	Trace
11	t7	177	Total	C	N	O	S	0	0
			1286	793	223	258	12		
11	v7	177	Total	C	N	O	S	0	0
			1286	793	223	258	12		
11	x7	177	Total	C	N	O	S	0	0
			1286	793	223	258	12		
11	y7	177	Total	C	N	O	S	0	0
			1286	793	223	258	12		
11	z7	177	Total	C	N	O	S	0	0
			1286	793	223	258	12		
11	w8	177	Total	C	N	O	S	0	0
			1286	793	223	258	12		
11	y8	177	Total	C	N	O	S	0	0
			1286	793	223	258	12		
11	A8	177	Total	C	N	O	S	0	0
			1286	793	223	258	12		
11	C8	177	Total	C	N	O	S	0	0
			1286	793	223	258	12		
11	E8	177	Total	C	N	O	S	0	0
			1286	793	223	258	12		
11	G8	177	Total	C	N	O	S	0	0
			1286	793	223	258	12		
11	I8	177	Total	C	N	O	S	0	0
			1286	793	223	258	12		
11	K8	177	Total	C	N	O	S	0	0
			1286	793	223	258	12		
11	M8	177	Total	C	N	O	S	0	0
			1286	793	223	258	12		
11	O8	177	Total	C	N	O	S	0	0
			1286	793	223	258	12		
11	Q8	177	Total	C	N	O	S	0	0
			1286	793	223	258	12		
11	n9	177	Total	C	N	O	S	0	0
			1286	793	223	258	12		
11	p9	177	Total	C	N	O	S	0	0
			1286	793	223	258	12		
11	r9	177	Total	C	N	O	S	0	0
			1286	793	223	258	12		
11	t9	177	Total	C	N	O	S	0	0
			1286	793	223	258	12		
11	v9	177	Total	C	N	O	S	0	0
			1286	793	223	258	12		

Continued on next page...

Continued from previous page...

Mol	Chain	Residues	Atoms					AltConf	Trace
11	x9	177	Total	C	N	O	S	0	0
			1286	793	223	258	12		
11	z9	177	Total	C	N	O	S	0	0
			1286	793	223	258	12		
11	B9	177	Total	C	N	O	S	0	0
			1286	793	223	258	12		
11	D9	177	Total	C	N	O	S	0	0
			1286	793	223	258	12		
11	F9	177	Total	C	N	O	S	0	0
			1286	793	223	258	12		
11	H9	177	Total	C	N	O	S	0	0
			1286	793	223	258	12		
11	J9	177	Total	C	N	O	S	0	0
			1286	793	223	258	12		
11	L9	177	Total	C	N	O	S	0	0
			1286	793	223	258	12		
11	N9	177	Total	C	N	O	S	0	0
			1286	793	223	258	12		
11	P9	177	Total	C	N	O	S	0	0
			1286	793	223	258	12		
11	R9	177	Total	C	N	O	S	0	0
			1286	793	223	258	12		
11	T9	177	Total	C	N	O	S	0	0
			1286	793	223	258	12		
11	V9	177	Total	C	N	O	S	0	0
			1286	793	223	258	12		
11	an	177	Total	C	N	O	S	0	0
			1286	793	223	258	12		
11	ap	177	Total	C	N	O	S	0	0
			1286	793	223	258	12		
11	ar	177	Total	C	N	O	S	0	0
			1286	793	223	258	12		
11	at	177	Total	C	N	O	S	0	0
			1286	793	223	258	12		
11	av	177	Total	C	N	O	S	0	0
			1286	793	223	258	12		
11	ax	177	Total	C	N	O	S	0	0
			1286	793	223	258	12		
11	az	177	Total	C	N	O	S	0	0
			1286	793	223	258	12		
11	aB	177	Total	C	N	O	S	0	0
			1286	793	223	258	12		

Continued on next page...

Continued from previous page...

Mol	Chain	Residues	Atoms					AltConf	Trace
11	aD	177	Total	C	N	O	S	0	0
			1286	793	223	258	12		
11	aF	177	Total	C	N	O	S	0	0
			1286	793	223	258	12		
11	aH	177	Total	C	N	O	S	0	0
			1286	793	223	258	12		
11	aJ	177	Total	C	N	O	S	0	0
			1286	793	223	258	12		
11	aL	177	Total	C	N	O	S	0	0
			1286	793	223	258	12		
11	aN	177	Total	C	N	O	S	0	0
			1286	793	223	258	12		
11	aP	177	Total	C	N	O	S	0	0
			1286	793	223	258	12		
11	aR	177	Total	C	N	O	S	0	0
			1286	793	223	258	12		
11	aT	177	Total	C	N	O	S	0	0
			1286	793	223	258	12		
11	aV	177	Total	C	N	O	S	0	0
			1286	793	223	258	12		
11	bn	177	Total	C	N	O	S	0	0
			1286	793	223	258	12		
11	bo	177	Total	C	N	O	S	0	0
			1286	793	223	258	12		
11	bp	177	Total	C	N	O	S	0	0
			1286	793	223	258	12		
11	bq	177	Total	C	N	O	S	0	0
			1286	793	223	258	12		
11	br	177	Total	C	N	O	S	0	0
			1286	793	223	258	12		
11	bs	177	Total	C	N	O	S	0	0
			1286	793	223	258	12		
11	bz	177	Total	C	N	O	S	0	0
			1286	793	223	258	12		
11	bB	177	Total	C	N	O	S	0	0
			1286	793	223	258	12		
11	bD	177	Total	C	N	O	S	0	0
			1286	793	223	258	12		
11	bF	177	Total	C	N	O	S	0	0
			1286	793	223	258	12		
11	bH	177	Total	C	N	O	S	0	0
			1286	793	223	258	12		

Continued on next page...

Continued from previous page...

Mol	Chain	Residues	Atoms					AltConf	Trace
11	bJ	177	Total	C	N	O	S	0	0
			1286	793	223	258	12		
11	bL	177	Total	C	N	O	S	0	0
			1286	793	223	258	12		
11	bN	177	Total	C	N	O	S	0	0
			1286	793	223	258	12		
11	bP	177	Total	C	N	O	S	0	0
			1286	793	223	258	12		
11	bR	177	Total	C	N	O	S	0	0
			1286	793	223	258	12		
11	bT	177	Total	C	N	O	S	0	0
			1286	793	223	258	12		
11	bV	177	Total	C	N	O	S	0	0
			1286	793	223	258	12		
11	cn	177	Total	C	N	O	S	0	0
			1286	793	223	258	12		
11	co	177	Total	C	N	O	S	0	0
			1286	793	223	258	12		
11	cp	177	Total	C	N	O	S	0	0
			1286	793	223	258	12		
11	cq	177	Total	C	N	O	S	0	0
			1286	793	223	258	12		
11	cr	177	Total	C	N	O	S	0	0
			1286	793	223	258	12		
11	cs	177	Total	C	N	O	S	0	0
			1286	793	223	258	12		
11	cz	177	Total	C	N	O	S	0	0
			1286	793	223	258	12		
11	cB	177	Total	C	N	O	S	0	0
			1286	793	223	258	12		
11	cE	177	Total	C	N	O	S	0	0
			1286	793	223	258	12		
11	cF	177	Total	C	N	O	S	0	0
			1286	793	223	258	12		
11	cH	177	Total	C	N	O	S	0	0
			1286	793	223	258	12		
11	cJ	177	Total	C	N	O	S	0	0
			1286	793	223	258	12		
11	cL	177	Total	C	N	O	S	0	0
			1286	793	223	258	12		
11	cM	177	Total	C	N	O	S	0	0
			1286	793	223	258	12		

Continued on next page...

Continued from previous page...

Mol	Chain	Residues	Atoms					AltConf	Trace
11	cN	177	Total	C	N	O	S	0	0
			1286	793	223	258	12		
11	cO	177	Total	C	N	O	S	0	0
			1286	793	223	258	12		
11	cP	177	Total	C	N	O	S	0	0
			1286	793	223	258	12		
11	cQ	177	Total	C	N	O	S	0	0
			1286	793	223	258	12		
11	cR	177	Total	C	N	O	S	0	0
			1286	793	223	258	12		
11	cY	177	Total	C	N	O	S	0	0
			1286	793	223	258	12		
11	dd	177	Total	C	N	O	S	0	0
			1286	793	223	258	12		
11	df	177	Total	C	N	O	S	0	0
			1286	793	223	258	12		
11	dh	177	Total	C	N	O	S	0	0
			1286	793	223	258	12		
11	di	177	Total	C	N	O	S	0	0
			1286	793	223	258	12		
11	dj	177	Total	C	N	O	S	0	0
			1286	793	223	258	12		
11	dl	177	Total	C	N	O	S	0	0
			1286	793	223	258	12		
11	dn	177	Total	C	N	O	S	0	0
			1286	793	223	258	12		
11	dp	177	Total	C	N	O	S	0	0
			1286	793	223	258	12		
11	dr	177	Total	C	N	O	S	0	0
			1286	793	223	258	12		
11	dt	177	Total	C	N	O	S	0	0
			1286	793	223	258	12		
11	dv	177	Total	C	N	O	S	0	0
			1286	793	223	258	12		
11	dB	177	Total	C	N	O	S	0	0
			1286	793	223	258	12		
11	dD	177	Total	C	N	O	S	0	0
			1286	793	223	258	12		
11	dF	177	Total	C	N	O	S	0	0
			1286	793	223	258	12		
11	dH	177	Total	C	N	O	S	0	0
			1286	793	223	258	12		

Continued on next page...

Continued from previous page...

Mol	Chain	Residues	Atoms					AltConf	Trace
11	dK	177	Total	C	N	O	S	0	0
			1286	793	223	258	12		
11	dL	177	Total	C	N	O	S	0	0
			1286	793	223	258	12		
11	dN	177	Total	C	N	O	S	0	0
			1286	793	223	258	12		
11	dP	177	Total	C	N	O	S	0	0
			1286	793	223	258	12		
11	dR	177	Total	C	N	O	S	0	0
			1286	793	223	258	12		
11	dT	177	Total	C	N	O	S	0	0
			1286	793	223	258	12		
11	dV	177	Total	C	N	O	S	0	0
			1286	793	223	258	12		
11	dX	177	Total	C	N	O	S	0	0
			1286	793	223	258	12		
11	dY	177	Total	C	N	O	S	0	0
			1286	793	223	258	12		
11	eb	177	Total	C	N	O	S	0	0
			1286	793	223	258	12		
11	ec	177	Total	C	N	O	S	0	0
			1286	793	223	258	12		
11	ee	177	Total	C	N	O	S	0	0
			1286	793	223	258	12		
11	eg	177	Total	C	N	O	S	0	0
			1286	793	223	258	12		
11	ei	177	Total	C	N	O	S	0	0
			1286	793	223	258	12		
11	el	177	Total	C	N	O	S	0	0
			1286	793	223	258	12		
11	en	177	Total	C	N	O	S	0	0
			1286	793	223	258	12		
11	ep	177	Total	C	N	O	S	0	0
			1286	793	223	258	12		
11	er	177	Total	C	N	O	S	0	0
			1286	793	223	258	12		
11	et	177	Total	C	N	O	S	0	0
			1286	793	223	258	12		
11	ev	177	Total	C	N	O	S	0	0
			1286	793	223	258	12		
11	eB	177	Total	C	N	O	S	0	0
			1286	793	223	258	12		

Continued on next page...

Continued from previous page...

Mol	Chain	Residues	Atoms					AltConf	Trace
11	eD	177	Total	C	N	O	S	0	0
			1286	793	223	258	12		
11	eF	177	Total	C	N	O	S	0	0
			1286	793	223	258	12		
11	eH	177	Total	C	N	O	S	0	0
			1286	793	223	258	12		
11	eJ	177	Total	C	N	O	S	0	0
			1286	793	223	258	12		
11	eL	177	Total	C	N	O	S	0	0
			1286	793	223	258	12		
11	eN	177	Total	C	N	O	S	0	0
			1286	793	223	258	12		
11	eP	177	Total	C	N	O	S	0	0
			1286	793	223	258	12		
11	eR	177	Total	C	N	O	S	0	0
			1286	793	223	258	12		
11	eT	177	Total	C	N	O	S	0	0
			1286	793	223	258	12		
11	eV	177	Total	C	N	O	S	0	0
			1286	793	223	258	12		
11	eX	177	Total	C	N	O	S	0	0
			1286	793	223	258	12		
11	lb	177	Total	C	N	O	S	0	0
			1286	793	223	258	12		
11	ld	177	Total	C	N	O	S	0	0
			1286	793	223	258	12		
11	lf	177	Total	C	N	O	S	0	0
			1286	793	223	258	12		
11	lh	177	Total	C	N	O	S	0	0
			1286	793	223	258	12		
11	lj	177	Total	C	N	O	S	0	0
			1286	793	223	258	12		
11	ll	177	Total	C	N	O	S	0	0
			1286	793	223	258	12		
11	ln	177	Total	C	N	O	S	0	0
			1286	793	223	258	12		
11	lp	177	Total	C	N	O	S	0	0
			1286	793	223	258	12		
11	lr	177	Total	C	N	O	S	0	0
			1286	793	223	258	12		
11	lt	177	Total	C	N	O	S	0	0
			1286	793	223	258	12		

Continued on next page...

Continued from previous page...

Mol	Chain	Residues	Atoms					AltConf	Trace
11	lv	177	Total	C	N	O	S	0	0
			1286	793	223	258	12		
11	lx	177	Total	C	N	O	S	0	0
			1286	793	223	258	12		
11	fa	177	Total	C	N	O	S	0	0
			1286	793	223	258	12		
11	fc	177	Total	C	N	O	S	0	0
			1286	793	223	258	12		
11	ff	177	Total	C	N	O	S	0	0
			1286	793	223	258	12		
11	fi	177	Total	C	N	O	S	0	0
			1286	793	223	258	12		
11	fj	177	Total	C	N	O	S	0	0
			1286	793	223	258	12		
11	fm	177	Total	C	N	O	S	0	0
			1286	793	223	258	12		
11	fo	177	Total	C	N	O	S	0	0
			1286	793	223	258	12		
11	fq	177	Total	C	N	O	S	0	0
			1286	793	223	258	12		
11	fs	177	Total	C	N	O	S	0	0
			1286	793	223	258	12		
11	fu	177	Total	C	N	O	S	0	0
			1286	793	223	258	12		
11	fw	177	Total	C	N	O	S	0	0
			1286	793	223	258	12		
11	fy	177	Total	C	N	O	S	0	0
			1286	793	223	258	12		
11	ga	177	Total	C	N	O	S	0	0
			1286	793	223	258	12		
11	gd	177	Total	C	N	O	S	0	0
			1286	793	223	258	12		
11	ge	177	Total	C	N	O	S	0	0
			1286	793	223	258	12		
11	gg	177	Total	C	N	O	S	0	0
			1286	793	223	258	12		
11	gi	177	Total	C	N	O	S	0	0
			1286	793	223	258	12		
11	gk	177	Total	C	N	O	S	0	0
			1286	793	223	258	12		
11	gn	177	Total	C	N	O	S	0	0
			1286	793	223	258	12		

Continued on next page...

Continued from previous page...

Mol	Chain	Residues	Atoms					AltConf	Trace
11	gp	177	Total	C	N	O	S	0	0
			1286	793	223	258	12		
11	gr	177	Total	C	N	O	S	0	0
			1286	793	223	258	12		
11	gt	177	Total	C	N	O	S	0	0
			1286	793	223	258	12		
11	gv	177	Total	C	N	O	S	0	0
			1286	793	223	258	12		
11	gx	177	Total	C	N	O	S	0	0
			1286	793	223	258	12		
11	hB	177	Total	C	N	O	S	0	0
			1286	793	223	258	12		
11	hD	177	Total	C	N	O	S	0	0
			1286	793	223	258	12		
11	hG	177	Total	C	N	O	S	0	0
			1286	793	223	258	12		
11	hH	177	Total	C	N	O	S	0	0
			1286	793	223	258	12		
11	hJ	177	Total	C	N	O	S	0	0
			1286	793	223	258	12		
11	hL	177	Total	C	N	O	S	0	0
			1286	793	223	258	12		
11	hN	177	Total	C	N	O	S	0	0
			1286	793	223	258	12		
11	hP	177	Total	C	N	O	S	0	0
			1286	793	223	258	12		
11	hR	177	Total	C	N	O	S	0	0
			1286	793	223	258	12		
11	hT	177	Total	C	N	O	S	0	0
			1286	793	223	258	12		
11	hV	177	Total	C	N	O	S	0	0
			1286	793	223	258	12		
11	hX	177	Total	C	N	O	S	0	0
			1286	793	223	258	12		
11	iC	177	Total	C	N	O	S	0	0
			1286	793	223	258	12		
11	iD	177	Total	C	N	O	S	0	0
			1286	793	223	258	12		
11	iE	146	Total	C	N	O	S	0	0
			1054	646	185	212	11		
11	iF	146	Total	C	N	O	S	0	0
			1054	646	185	212	11		

Continued on next page...

Continued from previous page...

Mol	Chain	Residues	Atoms					AltConf	Trace
11	iG	148	Total	C	N	O	S	0	0
			1073	661	187	214	11		
11	iH	148	Total	C	N	O	S	0	0
			1073	661	187	214	11		
11	jI	144	Total	C	N	O	S	0	0
			1040	639	183	207	11		
11	jJ	144	Total	C	N	O	S	0	0
			1040	639	183	207	11		
11	jK	145	Total	C	N	O	S	0	0
			1048	643	184	210	11		
11	jL	145	Total	C	N	O	S	0	0
			1048	643	184	210	11		
11	jM	145	Total	C	N	O	S	0	0
			1048	643	184	210	11		
11	jN	145	Total	C	N	O	S	0	0
			1048	643	184	210	11		
11	jO	145	Total	C	N	O	S	0	0
			1048	643	184	210	11		
11	jP	145	Total	C	N	O	S	0	0
			1048	643	184	210	11		
11	kQ	144	Total	C	N	O	S	0	0
			1040	639	183	207	11		
11	kR	144	Total	C	N	O	S	0	0
			1040	639	183	207	11		
11	kS	147	Total	C	N	O	S	0	0
			1062	652	186	213	11		
11	kT	146	Total	C	N	O	S	0	0
			1054	646	185	212	11		
11	kU	144	Total	C	N	O	S	0	0
			1040	639	183	207	11		
11	kV	144	Total	C	N	O	S	0	0
			1040	639	183	207	11		
11	kW	147	Total	C	N	O	S	0	0
			1062	652	186	213	11		
11	kX	147	Total	C	N	O	S	0	0
			1062	652	186	213	11		

- Molecule 12 is a protein called LR_gamma4.

Mol	Chain	Residues	Atoms					AltConf	Trace
12	A2	277	Total	C	N	O	S	0	0
			2107	1311	381	393	22		

Continued on next page...

Continued from previous page...

Mol	Chain	Residues	Atoms					AltConf	Trace
12	a3	277	Total	C	N	O	S	0	0
			2107	1311	381	393	22		
12	34	277	Total	C	N	O	S	0	0
			2107	1311	381	393	22		
12	Y5	277	Total	C	N	O	S	0	0
			2107	1311	381	393	22		
12	b8	277	Total	C	N	O	S	0	0
			2107	1311	381	393	22		
12	b9	277	Total	C	N	O	S	0	0
			2107	1311	381	393	22		
12	U8	277	Total	C	N	O	S	0	0
			2107	1311	381	393	22		
12	Z9	277	Total	C	N	O	S	0	0
			2107	1311	381	393	22		
12	aY	277	Total	C	N	O	S	0	0
			2107	1311	381	393	22		
12	bY	277	Total	C	N	O	S	0	0
			2107	1311	381	393	22		
12	dw	277	Total	C	N	O	S	0	0
			2107	1311	381	393	22		
12	dx	277	Total	C	N	O	S	0	0
			2107	1311	381	393	22		
12	ey	277	Total	C	N	O	S	0	0
			2107	1311	381	393	22		
12	ez	276	Total	C	N	O	S	0	0
			2095	1302	380	391	22		

- Molecule 13 is a protein called LRC2.

Mol	Chain	Residues	Atoms					AltConf	Trace
13	B2	374	Total	C	N	O	S	0	0
			2934	1838	500	581	15		
13	b3	374	Total	C	N	O	S	0	0
			2934	1838	500	581	15		

- Molecule 14 is a protein called LR_gamma5.

Mol	Chain	Residues	Atoms					AltConf	Trace
14	C2	245	Total	C	N	O	S	0	0
			1879	1175	337	356	11		
14	D2	239	Total	C	N	O	S	0	0
			1830	1143	328	348	11		

Continued on next page...

Continued from previous page...

Mol	Chain	Residues	Atoms					AltConf	Trace
14	c3	245	Total	C	N	O	S	0	0
			1879	1175	337	356	11		
14	d3	239	Total	C	N	O	S	0	0
			1830	1143	328	348	11		
14	44	245	Total	C	N	O	S	0	0
			1879	1175	337	356	11		
14	Z5	245	Total	C	N	O	S	0	0
			1879	1175	337	356	11		
14	c8	245	Total	C	N	O	S	0	0
			1879	1175	337	356	11		
14	d8	239	Total	C	N	O	S	0	0
			1830	1143	328	348	11		
14	e8	239	Total	C	N	O	S	0	0
			1830	1143	328	348	11		
14	c9	245	Total	C	N	O	S	0	0
			1879	1175	337	356	11		
14	d9	239	Total	C	N	O	S	0	0
			1830	1143	328	348	11		
14	e9	239	Total	C	N	O	S	0	0
			1830	1143	328	348	11		
14	T8	245	Total	C	N	O	S	0	0
			1879	1175	337	356	11		
14	Y9	245	Total	C	N	O	S	0	0
			1879	1175	337	356	11		
14	aZ	245	Total	C	N	O	S	0	0
			1879	1175	337	356	11		
14	bZ	245	Total	C	N	O	S	0	0
			1879	1175	337	356	11		

- Molecule 15 is a protein called LRC1.

Mol	Chain	Residues	Atoms					AltConf	Trace
15	14	227	Total	C	N	O	S	0	0
			1879	1205	324	343	7		
15	W5	227	Total	C	N	O	S	0	0
			1879	1205	324	343	7		
15	R8	226	Total	C	N	O	S	0	0
			1870	1199	323	341	7		
15	W9	226	Total	C	N	O	S	0	0
			1870	1199	323	341	7		
15	aW	228	Total	C	N	O	S	0	0
			1887	1209	325	346	7		

Continued on next page...

Continued from previous page...

Mol	Chain	Residues	Atoms					AltConf	Trace
15	bW	228	Total	C	N	O	S	0	0
			1887	1209	325	346	7		

- Molecule 16 is a protein called LR1.

Mol	Chain	Residues	Atoms					AltConf	Trace
16	24	331	Total	C	N	O	S	0	0
			2575	1628	449	485	13		
16	X5	331	Total	C	N	O	S	0	0
			2581	1631	452	485	13		
16	S8	331	Total	C	N	O	S	0	0
			2581	1631	452	485	13		
16	X9	331	Total	C	N	O	S	0	0
			2581	1631	452	485	13		
16	aX	331	Total	C	N	O	S	0	0
			2581	1631	452	485	13		
16	bX	331	Total	C	N	O	S	0	0
			2581	1631	452	485	13		

- Molecule 17 is a protein called alpha_PC.

Mol	Chain	Residues	Atoms					AltConf	Trace
17	a4	162	Total	C	N	O	S	0	0
			1226	770	208	242	6		
17	b4	162	Total	C	N	O	S	0	0
			1226	770	208	242	6		
17	d4	162	Total	C	N	O	S	0	0
			1226	770	208	242	6		
17	f4	162	Total	C	N	O	S	0	0
			1226	770	208	242	6		
17	i4	162	Total	C	N	O	S	0	0
			1226	770	208	242	6		
17	k4	162	Total	C	N	O	S	0	0
			1226	770	208	242	6		
17	a5	162	Total	C	N	O	S	0	0
			1226	770	208	242	6		
17	b5	162	Total	C	N	O	S	0	0
			1226	770	208	242	6		
17	d5	162	Total	C	N	O	S	0	0
			1226	770	208	242	6		
17	f5	162	Total	C	N	O	S	0	0
			1226	770	208	242	6		

Continued on next page...

Continued from previous page...

Mol	Chain	Residues	Atoms					AltConf	Trace
17	i5	162	Total	C	N	O	S	0	0
			1226	770	208	242	6		
17	k5	162	Total	C	N	O	S	0	0
			1226	770	208	242	6		
17	V8	162	Total	C	N	O	S	0	0
			1226	770	208	242	6		
17	X8	162	Total	C	N	O	S	0	0
			1226	770	208	242	6		
17	Z8	162	Total	C	N	O	S	0	0
			1226	770	208	242	6		
17	g9	162	Total	C	N	O	S	0	0
			1226	770	208	242	6		
17	i9	162	Total	C	N	O	S	0	0
			1226	770	208	242	6		
17	k9	162	Total	C	N	O	S	0	0
			1226	770	208	242	6		
17	aa	162	Total	C	N	O	S	0	0
			1226	770	208	242	6		
17	ac	162	Total	C	N	O	S	0	0
			1226	770	208	242	6		
17	ae	162	Total	C	N	O	S	1	0
			1230	772	208	244	6		
17	ag	162	Total	C	N	O	S	0	0
			1226	770	208	242	6		
17	ai	162	Total	C	N	O	S	0	0
			1226	770	208	242	6		
17	ak	162	Total	C	N	O	S	0	0
			1226	770	208	242	6		
17	ba	162	Total	C	N	O	S	0	0
			1226	770	208	242	6		
17	bc	162	Total	C	N	O	S	0	0
			1226	770	208	242	6		
17	be	162	Total	C	N	O	S	1	0
			1230	772	208	244	6		
17	bg	162	Total	C	N	O	S	0	0
			1226	770	208	242	6		
17	bi	162	Total	C	N	O	S	0	0
			1226	770	208	242	6		
17	bk	162	Total	C	N	O	S	0	0
			1226	770	208	242	6		
17	ca	162	Total	C	N	O	S	0	0
			1226	770	208	242	6		

Continued on next page...

Continued from previous page...

Mol	Chain	Residues	Atoms					AltConf	Trace
17	cc	162	Total	C	N	O	S	0	0
			1226	770	208	242	6		
17	ce	162	Total	C	N	O	S	1	0
			1230	772	208	244	6		
17	cg	162	Total	C	N	O	S	0	0
			1226	770	208	242	6		
17	ci	162	Total	C	N	O	S	0	0
			1226	770	208	242	6		
17	ck	162	Total	C	N	O	S	0	0
			1226	770	208	242	6		

- Molecule 18 is a protein called beta_PC.

Mol	Chain	Residues	Atoms					AltConf	Trace
18	c4	172	Total	C	N	O	S	0	0
			1281	791	227	254	9		
18	e4	172	Total	C	N	O	S	0	0
			1281	791	227	254	9		
18	g4	172	Total	C	N	O	S	0	0
			1281	791	227	254	9		
18	h4	172	Total	C	N	O	S	0	0
			1281	791	227	254	9		
18	j4	172	Total	C	N	O	S	1	0
			1282	791	227	255	9		
18	l4	172	Total	C	N	O	S	0	0
			1281	791	227	254	9		
18	c5	172	Total	C	N	O	S	0	0
			1281	791	227	254	9		
18	e5	172	Total	C	N	O	S	0	0
			1281	791	227	254	9		
18	g5	172	Total	C	N	O	S	0	0
			1281	791	227	254	9		
18	h5	172	Total	C	N	O	S	0	0
			1281	791	227	254	9		
18	j5	172	Total	C	N	O	S	1	0
			1282	791	227	255	9		
18	l5	172	Total	C	N	O	S	0	0
			1281	791	227	254	9		
18	W8	172	Total	C	N	O	S	0	0
			1281	791	227	254	9		
18	Y8	172	Total	C	N	O	S	0	0
			1281	791	227	254	9		

Continued on next page...

Continued from previous page...

Mol	Chain	Residues	Atoms					AltConf	Trace
18	f9	172	Total	C	N	O	S	0	0
			1281	791	227	254	9		
18	h9	172	Total	C	N	O	S	0	0
			1281	791	227	254	9		
18	j9	172	Total	C	N	O	S	0	0
			1281	791	227	254	9		
18	l9	172	Total	C	N	O	S	0	0
			1281	791	227	254	9		
18	ab	172	Total	C	N	O	S	0	0
			1281	791	227	254	9		
18	ad	172	Total	C	N	O	S	0	0
			1281	791	227	254	9		
18	af	172	Total	C	N	O	S	0	0
			1281	791	227	254	9		
18	ah	172	Total	C	N	O	S	0	0
			1281	791	227	254	9		
18	aj	172	Total	C	N	O	S	0	0
			1281	791	227	254	9		
18	al	172	Total	C	N	O	S	0	0
			1281	791	227	254	9		
18	bb	172	Total	C	N	O	S	0	0
			1281	791	227	254	9		
18	bd	172	Total	C	N	O	S	0	0
			1281	791	227	254	9		
18	bf	172	Total	C	N	O	S	0	0
			1281	791	227	254	9		
18	bh	172	Total	C	N	O	S	0	0
			1281	791	227	254	9		
18	bj	172	Total	C	N	O	S	1	0
			1282	791	227	255	9		
18	bl	172	Total	C	N	O	S	0	0
			1281	791	227	254	9		
18	cb	172	Total	C	N	O	S	0	0
			1281	791	227	254	9		
18	cd	172	Total	C	N	O	S	0	0
			1281	791	227	254	9		
18	cf	172	Total	C	N	O	S	0	0
			1281	791	227	254	9		
18	ch	172	Total	C	N	O	S	0	0
			1281	791	227	254	9		
18	cj	172	Total	C	N	O	S	1	0
			1282	791	227	255	9		

Continued on next page...

Continued from previous page...

Mol	Chain	Residues	Atoms					AltConf	Trace
18	cl	172	Total	C	N	O	S	0	0
			1281	791	227	254	9		

- Molecule 19 is a protein called LRC3.

Mol	Chain	Residues	Atoms					AltConf	Trace
19	a8	362	Total	C	N	O	S	0	0
			2916	1855	508	541	12		
19	a9	362	Total	C	N	O	S	0	0
			2916	1855	508	541	12		

- Molecule 20 is a protein called LR3.

Mol	Chain	Residues	Atoms					AltConf	Trace
20	dy	303	Total	C	N	O	S	0	0
			2377	1495	400	467	15		
20	dz	303	Total	C	N	O	S	0	0
			2377	1495	400	467	15		

- Molecule 21 is a protein called LR2.

Mol	Chain	Residues	Atoms					AltConf	Trace
21	ew	233	Total	C	N	O	S	0	0
			1821	1153	314	344	10		
21	ex	233	Total	C	N	O	S	0	0
			1821	1153	314	344	10		
21	fd	196	Total	C	N	O	S	0	0
			1550	985	262	294	9		
21	fz	196	Total	C	N	O	S	0	0
			1550	985	262	294	9		

- Molecule 22 is a protein called LR_gamma7.

Mol	Chain	Residues	Atoms					AltConf	Trace
22	eY	309	Total	C	N	O	S	0	0
			2327	1441	427	440	19		
22	eZ	309	Total	C	N	O	S	0	0
			2327	1441	427	440	19		

- Molecule 23 is a protein called LR_gamma8.

Mol	Chain	Residues	Atoms					AltConf	Trace
23	ly	251	Total	C	N	O	S	0	0
			1928	1199	343	366	20		
23	lz	251	Total	C	N	O	S	0	0
			1928	1199	343	366	20		
23	hY	229	Total	C	N	O	S	0	0
			1748	1081	311	337	19		
23	hZ	229	Total	C	N	O	S	0	0
			1748	1081	311	337	19		

- Molecule 24 is a protein called LR_gamma6.

Mol	Chain	Residues	Atoms					AltConf	Trace
24	gy	260	Total	C	N	O	S	0	0
			2006	1264	356	371	15		
24	gz	260	Total	C	N	O	S	0	0
			2006	1264	356	371	15		

- Molecule 25 is a protein called LR9.

Mol	Chain	Residues	Atoms					AltConf	Trace
25	ka	273	Total	C	N	O	S	0	0
			2038	1293	342	394	9		
25	kb	273	Total	C	N	O	S	0	0
			2038	1293	342	394	9		

- Molecule 26 is PHYCOERYTHROBILIN (CCD ID: PEB) (formula: $C_{33}H_{40}N_4O_6$).

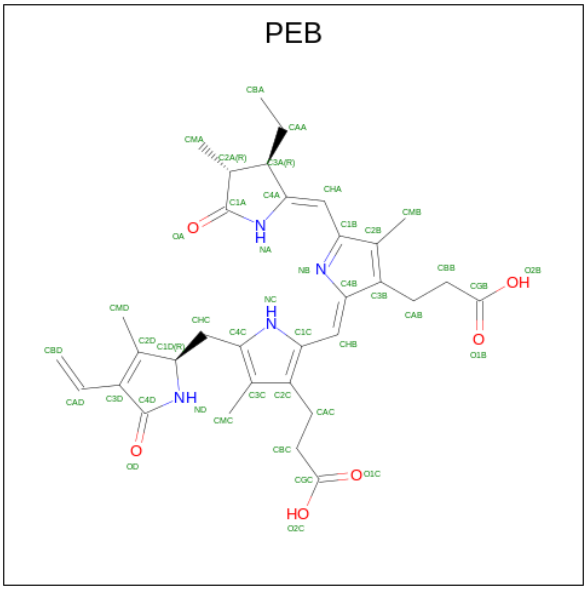

Mol	Chain	Residues	Atoms				AltConf
26	A1	1	Total	C	N	O	0
			43	33	4	6	
26	B1	1	Total	C	N	O	0
			43	33	4	6	
26	e2	1	Total	C	N	O	0
			43	33	4	6	
26	e2	1	Total	C	N	O	0
			43	33	4	6	
26	f2	1	Total	C	N	O	0
			43	33	4	6	
26	f2	1	Total	C	N	O	0
			43	33	4	6	
26	g2	1	Total	C	N	O	0
			43	33	4	6	
26	g2	1	Total	C	N	O	0
			43	33	4	6	
26	h2	1	Total	C	N	O	0
			43	33	4	6	
26	h2	1	Total	C	N	O	0
			43	33	4	6	
26	i2	1	Total	C	N	O	0
			43	33	4	6	
26	i2	1	Total	C	N	O	0
			43	33	4	6	
26	j2	1	Total	C	N	O	0
			43	33	4	6	
26	j2	1	Total	C	N	O	0
			43	33	4	6	
26	k2	1	Total	C	N	O	0
			43	33	4	6	
26	k2	1	Total	C	N	O	0
			43	33	4	6	
26	l2	1	Total	C	N	O	0
			43	33	4	6	
26	l2	1	Total	C	N	O	0
			43	33	4	6	
26	m2	1	Total	C	N	O	0
			43	33	4	6	
26	m2	1	Total	C	N	O	0
			43	33	4	6	
26	n2	1	Total	C	N	O	0
			43	33	4	6	
26	n2	1	Total	C	N	O	0
			43	33	4	6	

Continued on next page...

Continued from previous page...

Mol	Chain	Residues	Atoms				AltConf
26	o2	1	Total	C	N	O	0
			43	33	4	6	
26	o2	1	Total	C	N	O	0
			43	33	4	6	
26	p2	1	Total	C	N	O	0
			43	33	4	6	
26	p2	1	Total	C	N	O	0
			43	33	4	6	
26	q2	1	Total	C	N	O	0
			43	33	4	6	
26	q2	1	Total	C	N	O	0
			43	33	4	6	
26	r2	1	Total	C	N	O	0
			43	33	4	6	
26	r2	1	Total	C	N	O	0
			43	33	4	6	
26	s2	1	Total	C	N	O	0
			43	33	4	6	
26	s2	1	Total	C	N	O	0
			43	33	4	6	
26	t2	1	Total	C	N	O	0
			43	33	4	6	
26	t2	1	Total	C	N	O	0
			43	33	4	6	
26	u2	1	Total	C	N	O	0
			43	33	4	6	
26	u2	1	Total	C	N	O	0
			43	33	4	6	
26	v2	1	Total	C	N	O	0
			43	33	4	6	
26	v2	1	Total	C	N	O	0
			43	33	4	6	
26	w2	1	Total	C	N	O	0
			43	33	4	6	
26	w2	1	Total	C	N	O	0
			43	33	4	6	
26	w2	1	Total	C	N	O	0
			43	33	4	6	
26	x2	1	Total	C	N	O	0
			43	33	4	6	
26	y2	1	Total	C	N	O	0
			43	33	4	6	

Continued on next page...

Continued from previous page...

Mol	Chain	Residues	Atoms				AltConf
26	y2	1	Total	C	N	O	0
			43	33	4	6	
26	z2	1	Total	C	N	O	0
			43	33	4	6	
26	z2	1	Total	C	N	O	0
			43	33	4	6	
26	A2	1	Total	C	N	O	0
			43	33	4	6	
26	A2	1	Total	C	N	O	0
			43	33	4	6	
26	A2	1	Total	C	N	O	0
			43	33	4	6	
26	B2	1	Total	C	N	O	0
			43	33	4	6	
26	B2	1	Total	C	N	O	0
			43	33	4	6	
26	C2	1	Total	C	N	O	0
			43	33	4	6	
26	C2	1	Total	C	N	O	0
			43	33	4	6	
26	D2	1	Total	C	N	O	0
			43	33	4	6	
26	D2	1	Total	C	N	O	0
			43	33	4	6	
26	E2	1	Total	C	N	O	0
			43	33	4	6	
26	E2	1	Total	C	N	O	0
			43	33	4	6	
26	F2	1	Total	C	N	O	0
			43	33	4	6	
26	F2	1	Total	C	N	O	0
			43	33	4	6	
26	G2	1	Total	C	N	O	0
			43	33	4	6	
26	G2	1	Total	C	N	O	0
			43	33	4	6	
26	H2	1	Total	C	N	O	0
			43	33	4	6	
26	I2	1	Total	C	N	O	0
			43	33	4	6	
26	I2	1	Total	C	N	O	0
			43	33	4	6	

Continued on next page...

Continued from previous page...

Mol	Chain	Residues	Atoms				AltConf
26	J2	1	Total	C	N	O	0
			43	33	4	6	
26	K2	1	Total	C	N	O	0
			43	33	4	6	
26	K2	1	Total	C	N	O	0
			43	33	4	6	
26	L2	1	Total	C	N	O	0
			43	33	4	6	
26	L2	1	Total	C	N	O	0
			43	33	4	6	
26	M2	1	Total	C	N	O	0
			43	33	4	6	
26	M2	1	Total	C	N	O	0
			43	33	4	6	
26	N2	1	Total	C	N	O	0
			43	33	4	6	
26	N2	1	Total	C	N	O	0
			43	33	4	6	
26	O2	1	Total	C	N	O	0
			43	33	4	6	
26	O2	1	Total	C	N	O	0
			43	33	4	6	
26	P2	1	Total	C	N	O	0
			43	33	4	6	
26	P2	1	Total	C	N	O	0
			43	33	4	6	
26	Q2	1	Total	C	N	O	0
			43	33	4	6	
26	R2	1	Total	C	N	O	0
			43	33	4	6	
26	R2	1	Total	C	N	O	0
			43	33	4	6	
26	S2	1	Total	C	N	O	0
			43	33	4	6	
26	S2	1	Total	C	N	O	0
			43	33	4	6	
26	T2	1	Total	C	N	O	0
			43	33	4	6	
26	T2	1	Total	C	N	O	0
			43	33	4	6	
26	U2	1	Total	C	N	O	0
			43	33	4	6	

Continued on next page...

Continued from previous page...

Mol	Chain	Residues	Atoms				AltConf
26	U2	1	Total	C	N	O	0
			43	33	4	6	
26	V2	1	Total	C	N	O	0
			43	33	4	6	
26	V2	1	Total	C	N	O	0
			43	33	4	6	
26	W2	1	Total	C	N	O	0
			43	33	4	6	
26	W2	1	Total	C	N	O	0
			43	33	4	6	
26	X2	1	Total	C	N	O	0
			43	33	4	6	
26	X2	1	Total	C	N	O	0
			43	33	4	6	
26	Y2	1	Total	C	N	O	0
			43	33	4	6	
26	Y2	1	Total	C	N	O	0
			43	33	4	6	
26	Z2	1	Total	C	N	O	0
			43	33	4	6	
26	Z2	1	Total	C	N	O	0
			43	33	4	6	
26	A3	1	Total	C	N	O	0
			43	33	4	6	
26	A3	1	Total	C	N	O	0
			43	33	4	6	
26	B3	1	Total	C	N	O	0
			43	33	4	6	
26	B3	1	Total	C	N	O	0
			43	33	4	6	
26	C3	1	Total	C	N	O	0
			43	33	4	6	
26	C3	1	Total	C	N	O	0
			43	33	4	6	
26	D3	1	Total	C	N	O	0
			43	33	4	6	
26	D3	1	Total	C	N	O	0
			43	33	4	6	
26	E3	1	Total	C	N	O	0
			43	33	4	6	
26	E3	1	Total	C	N	O	0
			43	33	4	6	

Continued on next page...

Continued from previous page...

Mol	Chain	Residues	Atoms				AltConf
26	F3	1	Total	C	N	O	0
			43	33	4	6	
26	F3	1	Total	C	N	O	0
			43	33	4	6	
26	G3	1	Total	C	N	O	0
			43	33	4	6	
26	G3	1	Total	C	N	O	0
			43	33	4	6	
26	H3	1	Total	C	N	O	0
			43	33	4	6	
26	H3	1	Total	C	N	O	0
			43	33	4	6	
26	I3	1	Total	C	N	O	0
			43	33	4	6	
26	I3	1	Total	C	N	O	0
			43	33	4	6	
26	J3	1	Total	C	N	O	0
			43	33	4	6	
26	J3	1	Total	C	N	O	0
			43	33	4	6	
26	K3	1	Total	C	N	O	0
			43	33	4	6	
26	K3	1	Total	C	N	O	0
			43	33	4	6	
26	L3	1	Total	C	N	O	0
			43	33	4	6	
26	L3	1	Total	C	N	O	0
			43	33	4	6	
26	M3	1	Total	C	N	O	0
			43	33	4	6	
26	M3	1	Total	C	N	O	0
			43	33	4	6	
26	N3	1	Total	C	N	O	0
			43	33	4	6	
26	N3	1	Total	C	N	O	0
			43	33	4	6	
26	O3	1	Total	C	N	O	0
			43	33	4	6	
26	O3	1	Total	C	N	O	0
			43	33	4	6	
26	P3	1	Total	C	N	O	0
			43	33	4	6	

Continued on next page...

Continued from previous page...

Mol	Chain	Residues	Atoms				AltConf
26	P3	1	Total	C	N	O	0
			43	33	4	6	
26	Q3	1	Total	C	N	O	0
			43	33	4	6	
26	Q3	1	Total	C	N	O	0
			43	33	4	6	
26	R3	1	Total	C	N	O	0
			43	33	4	6	
26	R3	1	Total	C	N	O	0
			43	33	4	6	
26	S3	1	Total	C	N	O	0
			43	33	4	6	
26	S3	1	Total	C	N	O	0
			43	33	4	6	
26	S3	1	Total	C	N	O	0
			43	33	4	6	
26	T3	1	Total	C	N	O	0
			43	33	4	6	
26	T3	1	Total	C	N	O	0
			43	33	4	6	
26	U3	1	Total	C	N	O	0
			43	33	4	6	
26	U3	1	Total	C	N	O	0
			43	33	4	6	
26	V3	1	Total	C	N	O	0
			43	33	4	6	
26	V3	1	Total	C	N	O	0
			43	33	4	6	
26	W3	1	Total	C	N	O	0
			43	33	4	6	
26	W3	1	Total	C	N	O	0
			43	33	4	6	
26	W3	1	Total	C	N	O	0
			43	33	4	6	
26	X3	1	Total	C	N	O	0
			43	33	4	6	
26	Y3	1	Total	C	N	O	0
			43	33	4	6	
26	Y3	1	Total	C	N	O	0
			43	33	4	6	
26	Z3	1	Total	C	N	O	0
			43	33	4	6	

Continued on next page...

Continued from previous page...

Mol	Chain	Residues	Atoms				AltConf
26	Z3	1	Total	C	N	O	0
			43	33	4	6	
26	a3	1	Total	C	N	O	0
			43	33	4	6	
26	a3	1	Total	C	N	O	0
			43	33	4	6	
26	a3	1	Total	C	N	O	0
			43	33	4	6	
26	b3	1	Total	C	N	O	0
			43	33	4	6	
26	b3	1	Total	C	N	O	0
			43	33	4	6	
26	c3	1	Total	C	N	O	0
			43	33	4	6	
26	c3	1	Total	C	N	O	0
			43	33	4	6	
26	d3	1	Total	C	N	O	0
			43	33	4	6	
26	e3	1	Total	C	N	O	0
			43	33	4	6	
26	e3	1	Total	C	N	O	0
			43	33	4	6	
26	f3	1	Total	C	N	O	0
			43	33	4	6	
26	f3	1	Total	C	N	O	0
			43	33	4	6	
26	g3	1	Total	C	N	O	0
			43	33	4	6	
26	g3	1	Total	C	N	O	0
			43	33	4	6	
26	h3	1	Total	C	N	O	0
			43	33	4	6	
26	i3	1	Total	C	N	O	0
			43	33	4	6	
26	i3	1	Total	C	N	O	0
			43	33	4	6	
26	i3	1	Total	C	N	O	0
			43	33	4	6	
26	j3	1	Total	C	N	O	0
			43	33	4	6	
26	k3	1	Total	C	N	O	0
			43	33	4	6	

Continued on next page...

Continued from previous page...

Mol	Chain	Residues	Atoms				AltConf
26	k3	1	Total	C	N	O	0
			43	33	4	6	
26	l3	1	Total	C	N	O	0
			43	33	4	6	
26	m3	1	Total	C	N	O	0
			43	33	4	6	
26	m3	1	Total	C	N	O	0
			43	33	4	6	
26	n3	1	Total	C	N	O	0
			43	33	4	6	
26	n3	1	Total	C	N	O	0
			43	33	4	6	
26	o3	1	Total	C	N	O	0
			43	33	4	6	
26	o3	1	Total	C	N	O	0
			43	33	4	6	
26	p3	1	Total	C	N	O	0
			43	33	4	6	
26	p3	1	Total	C	N	O	0
			43	33	4	6	
26	q3	1	Total	C	N	O	0
			43	33	4	6	
26	r3	1	Total	C	N	O	0
			43	33	4	6	
26	r3	1	Total	C	N	O	0
			43	33	4	6	
26	s3	1	Total	C	N	O	0
			43	33	4	6	
26	s3	1	Total	C	N	O	0
			43	33	4	6	
26	t3	1	Total	C	N	O	0
			43	33	4	6	
26	t3	1	Total	C	N	O	0
			43	33	4	6	
26	u3	1	Total	C	N	O	0
			43	33	4	6	
26	u3	1	Total	C	N	O	0
			43	33	4	6	
26	v3	1	Total	C	N	O	0
			43	33	4	6	
26	v3	1	Total	C	N	O	0
			43	33	4	6	

Continued on next page...

Continued from previous page...

Mol	Chain	Residues	Atoms				AltConf
26	w3	1	Total	C	N	O	0
			43	33	4	6	
26	w3	1	Total	C	N	O	0
			43	33	4	6	
26	x3	1	Total	C	N	O	0
			43	33	4	6	
26	x3	1	Total	C	N	O	0
			43	33	4	6	
26	y3	1	Total	C	N	O	0
			43	33	4	6	
26	y3	1	Total	C	N	O	0
			43	33	4	6	
26	z3	1	Total	C	N	O	0
			43	33	4	6	
26	z3	1	Total	C	N	O	0
			43	33	4	6	
26	A4	1	Total	C	N	O	0
			43	33	4	6	
26	A4	1	Total	C	N	O	0
			43	33	4	6	
26	B4	1	Total	C	N	O	0
			43	33	4	6	
26	B4	1	Total	C	N	O	0
			43	33	4	6	
26	C4	1	Total	C	N	O	0
			43	33	4	6	
26	C4	1	Total	C	N	O	0
			43	33	4	6	
26	D4	1	Total	C	N	O	0
			43	33	4	6	
26	D4	1	Total	C	N	O	0
			43	33	4	6	
26	E4	1	Total	C	N	O	0
			43	33	4	6	
26	E4	1	Total	C	N	O	0
			43	33	4	6	
26	F4	1	Total	C	N	O	0
			43	33	4	6	
26	F4	1	Total	C	N	O	0
			43	33	4	6	
26	G4	1	Total	C	N	O	0
			43	33	4	6	

Continued on next page...

Continued from previous page...

Mol	Chain	Residues	Atoms				AltConf
26	G4	1	Total	C	N	O	0
			43	33	4	6	
26	H4	1	Total	C	N	O	0
			43	33	4	6	
26	H4	1	Total	C	N	O	0
			43	33	4	6	
26	I4	1	Total	C	N	O	0
			43	33	4	6	
26	I4	1	Total	C	N	O	0
			43	33	4	6	
26	J4	1	Total	C	N	O	0
			43	33	4	6	
26	J4	1	Total	C	N	O	0
			43	33	4	6	
26	K4	1	Total	C	N	O	0
			43	33	4	6	
26	K4	1	Total	C	N	O	0
			43	33	4	6	
26	L4	1	Total	C	N	O	0
			43	33	4	6	
26	L4	1	Total	C	N	O	0
			43	33	4	6	
26	M4	1	Total	C	N	O	0
			43	33	4	6	
26	M4	1	Total	C	N	O	0
			43	33	4	6	
26	N4	1	Total	C	N	O	0
			43	33	4	6	
26	N4	1	Total	C	N	O	0
			43	33	4	6	
26	O4	1	Total	C	N	O	0
			43	33	4	6	
26	O4	1	Total	C	N	O	0
			43	33	4	6	
26	P4	1	Total	C	N	O	0
			43	33	4	6	
26	P4	1	Total	C	N	O	0
			43	33	4	6	
26	Q4	1	Total	C	N	O	0
			43	33	4	6	
26	Q4	1	Total	C	N	O	0
			43	33	4	6	

Continued on next page...

Continued from previous page...

Mol	Chain	Residues	Atoms				AltConf
26	Q4	1	Total	C	N	O	0
			43	33	4	6	
26	R4	1	Total	C	N	O	0
			43	33	4	6	
26	R4	1	Total	C	N	O	0
			43	33	4	6	
26	S4	1	Total	C	N	O	0
			43	33	4	6	
26	S4	1	Total	C	N	O	0
			43	33	4	6	
26	T4	1	Total	C	N	O	0
			43	33	4	6	
26	U4	1	Total	C	N	O	0
			43	33	4	6	
26	U4	1	Total	C	N	O	0
			43	33	4	6	
26	V4	1	Total	C	N	O	0
			43	33	4	6	
26	V4	1	Total	C	N	O	0
			43	33	4	6	
26	W4	1	Total	C	N	O	0
			43	33	4	6	
26	W4	1	Total	C	N	O	0
			43	33	4	6	
26	X4	1	Total	C	N	O	0
			43	33	4	6	
26	X4	1	Total	C	N	O	0
			43	33	4	6	
26	Y4	1	Total	C	N	O	0
			43	33	4	6	
26	Y4	1	Total	C	N	O	0
			43	33	4	6	
26	Z4	1	Total	C	N	O	0
			43	33	4	6	
26	Z4	1	Total	C	N	O	0
			43	33	4	6	
26	24	1	Total	C	N	O	0
			43	33	4	6	
26	34	1	Total	C	N	O	0
			43	33	4	6	
26	34	1	Total	C	N	O	0
			43	33	4	6	

Continued on next page...

Continued from previous page...

Mol	Chain	Residues	Atoms				AltConf
26	34	1	Total	C	N	O	0
			43	33	4	6	
26	34	1	Total	C	N	O	0
			43	33	4	6	
26	44	1	Total	C	N	O	0
			43	33	4	6	
26	44	1	Total	C	N	O	0
			43	33	4	6	
26	a4	1	Total	C	N	O	0
			43	33	4	6	
26	b4	1	Total	C	N	O	0
			43	33	4	6	
26	c4	1	Total	C	N	O	0
			43	33	4	6	
26	c4	1	Total	C	N	O	0
			43	33	4	6	
26	d4	1	Total	C	N	O	0
			43	33	4	6	
26	e4	1	Total	C	N	O	0
			43	33	4	6	
26	e4	1	Total	C	N	O	0
			43	33	4	6	
26	f4	1	Total	C	N	O	0
			43	33	4	6	
26	g4	1	Total	C	N	O	0
			43	33	4	6	
26	g4	1	Total	C	N	O	0
			43	33	4	6	
26	h4	1	Total	C	N	O	0
			43	33	4	6	
26	h4	1	Total	C	N	O	0
			43	33	4	6	
26	i4	1	Total	C	N	O	0
			43	33	4	6	
26	j4	1	Total	C	N	O	0
			43	33	4	6	
26	j4	1	Total	C	N	O	0
			43	33	4	6	
26	k4	1	Total	C	N	O	0
			43	33	4	6	
26	l4	1	Total	C	N	O	0
			43	33	4	6	

Continued on next page...

Continued from previous page...

Mol	Chain	Residues	Atoms				AltConf
26	l4	1	Total	C	N	O	0
			43	33	4	6	
26	m4	1	Total	C	N	O	0
			43	33	4	6	
26	n4	1	Total	C	N	O	0
			43	33	4	6	
26	n4	1	Total	C	N	O	0
			43	33	4	6	
26	o4	1	Total	C	N	O	0
			43	33	4	6	
26	o4	1	Total	C	N	O	0
			43	33	4	6	
26	p4	1	Total	C	N	O	0
			43	33	4	6	
26	p4	1	Total	C	N	O	0
			43	33	4	6	
26	q4	1	Total	C	N	O	0
			43	33	4	6	
26	q4	1	Total	C	N	O	0
			43	33	4	6	
26	r4	1	Total	C	N	O	0
			43	33	4	6	
26	s4	1	Total	C	N	O	0
			43	33	4	6	
26	s4	1	Total	C	N	O	0
			43	33	4	6	
26	t4	1	Total	C	N	O	0
			43	33	4	6	
26	t4	1	Total	C	N	O	0
			43	33	4	6	
26	u4	1	Total	C	N	O	0
			43	33	4	6	
26	u4	1	Total	C	N	O	0
			43	33	4	6	
26	v4	1	Total	C	N	O	0
			43	33	4	6	
26	v4	1	Total	C	N	O	0
			43	33	4	6	
26	w4	1	Total	C	N	O	0
			43	33	4	6	
26	w4	1	Total	C	N	O	0
			43	33	4	6	

Continued on next page...

Continued from previous page...

Mol	Chain	Residues	Atoms				AltConf
26	x4	1	Total	C	N	O	0
			43	33	4	6	
26	y4	1	Total	C	N	O	0
			43	33	4	6	
26	y4	1	Total	C	N	O	0
			43	33	4	6	
26	z4	1	Total	C	N	O	0
			43	33	4	6	
26	z4	1	Total	C	N	O	0
			43	33	4	6	
26	A5	1	Total	C	N	O	0
			43	33	4	6	
26	A5	1	Total	C	N	O	0
			43	33	4	6	
26	A5	1	Total	C	N	O	0
			43	33	4	6	
26	B5	1	Total	C	N	O	0
			43	33	4	6	
26	B5	1	Total	C	N	O	0
			43	33	4	6	
26	C5	1	Total	C	N	O	0
			43	33	4	6	
26	C5	1	Total	C	N	O	0
			43	33	4	6	
26	D5	1	Total	C	N	O	0
			43	33	4	6	
26	D5	1	Total	C	N	O	0
			43	33	4	6	
26	E5	1	Total	C	N	O	0
			43	33	4	6	
26	E5	1	Total	C	N	O	0
			43	33	4	6	
26	F5	1	Total	C	N	O	0
			43	33	4	6	
26	F5	1	Total	C	N	O	0
			43	33	4	6	
26	G5	1	Total	C	N	O	0
			43	33	4	6	
26	G5	1	Total	C	N	O	0
			43	33	4	6	
26	H5	1	Total	C	N	O	0
			43	33	4	6	

Continued on next page...

Continued from previous page...

Mol	Chain	Residues	Atoms				AltConf
26	I5	1	Total	C	N	O	0
			43	33	4	6	
26	I5	1	Total	C	N	O	0
			43	33	4	6	
26	J5	1	Total	C	N	O	0
			43	33	4	6	
26	J5	1	Total	C	N	O	0
			43	33	4	6	
26	K5	1	Total	C	N	O	0
			43	33	4	6	
26	K5	1	Total	C	N	O	0
			43	33	4	6	
26	L5	1	Total	C	N	O	0
			43	33	4	6	
26	L5	1	Total	C	N	O	0
			43	33	4	6	
26	M5	1	Total	C	N	O	0
			43	33	4	6	
26	M5	1	Total	C	N	O	0
			43	33	4	6	
26	N5	1	Total	C	N	O	0
			43	33	4	6	
26	N5	1	Total	C	N	O	0
			43	33	4	6	
26	O5	1	Total	C	N	O	0
			43	33	4	6	
26	O5	1	Total	C	N	O	0
			43	33	4	6	
26	P5	1	Total	C	N	O	0
			43	33	4	6	
26	Q5	1	Total	C	N	O	0
			43	33	4	6	
26	Q5	1	Total	C	N	O	0
			43	33	4	6	
26	R5	1	Total	C	N	O	0
			43	33	4	6	
26	R5	1	Total	C	N	O	0
			43	33	4	6	
26	S5	1	Total	C	N	O	0
			43	33	4	6	
26	S5	1	Total	C	N	O	0
			43	33	4	6	

Continued on next page...

Continued from previous page...

Mol	Chain	Residues	Atoms				AltConf
26	S5	1	Total	C	N	O	0
			43	33	4	6	
26	T5	1	Total	C	N	O	0
			43	33	4	6	
26	U5	1	Total	C	N	O	0
			43	33	4	6	
26	U5	1	Total	C	N	O	0
			43	33	4	6	
26	V5	1	Total	C	N	O	0
			43	33	4	6	
26	V5	1	Total	C	N	O	0
			43	33	4	6	
26	W5	1	Total	C	N	O	0
			43	33	4	6	
26	X5	1	Total	C	N	O	0
			43	33	4	6	
26	Y5	1	Total	C	N	O	0
			43	33	4	6	
26	Y5	1	Total	C	N	O	0
			43	33	4	6	
26	Y5	1	Total	C	N	O	0
			43	33	4	6	
26	Z5	1	Total	C	N	O	0
			43	33	4	6	
26	Z5	1	Total	C	N	O	0
			43	33	4	6	
26	Z5	1	Total	C	N	O	0
			43	33	4	6	
26	a5	1	Total	C	N	O	0
			43	33	4	6	
26	b5	1	Total	C	N	O	0
			43	33	4	6	
26	c5	1	Total	C	N	O	0
			43	33	4	6	
26	c5	1	Total	C	N	O	0
			43	33	4	6	
26	d5	1	Total	C	N	O	0
			43	33	4	6	
26	e5	1	Total	C	N	O	0
			43	33	4	6	
26	f5	1	Total	C	N	O	0
			43	33	4	6	

Continued on next page...

Continued from previous page...

Mol	Chain	Residues	Atoms				AltConf
26	g5	1	Total	C	N	O	0
			43	33	4	6	
26	g5	1	Total	C	N	O	0
			43	33	4	6	
26	h5	1	Total	C	N	O	0
			43	33	4	6	
26	h5	1	Total	C	N	O	0
			43	33	4	6	
26	i5	1	Total	C	N	O	0
			43	33	4	6	
26	j5	1	Total	C	N	O	0
			43	33	4	6	
26	j5	1	Total	C	N	O	0
			43	33	4	6	
26	k5	1	Total	C	N	O	0
			43	33	4	6	
26	l5	1	Total	C	N	O	0
			43	33	4	6	
26	l5	1	Total	C	N	O	0
			43	33	4	6	
26	m5	1	Total	C	N	O	0
			43	33	4	6	
26	m5	1	Total	C	N	O	0
			43	33	4	6	
26	m5	1	Total	C	N	O	0
			43	33	4	6	
26	n5	1	Total	C	N	O	0
			43	33	4	6	
26	n5	1	Total	C	N	O	0
			43	33	4	6	
26	o5	1	Total	C	N	O	0
			43	33	4	6	
26	o5	1	Total	C	N	O	0
			43	33	4	6	
26	p5	1	Total	C	N	O	0
			43	33	4	6	
26	q5	1	Total	C	N	O	0
			43	33	4	6	
26	q5	1	Total	C	N	O	0
			43	33	4	6	
26	r5	1	Total	C	N	O	0
			43	33	4	6	

Continued on next page...

Continued from previous page...

Mol	Chain	Residues	Atoms				AltConf
26	r5	1	Total	C	N	O	0
			43	33	4	6	
26	s5	1	Total	C	N	O	0
			43	33	4	6	
26	s5	1	Total	C	N	O	0
			43	33	4	6	
26	t5	1	Total	C	N	O	0
			43	33	4	6	
26	t5	1	Total	C	N	O	0
			43	33	4	6	
26	u5	1	Total	C	N	O	0
			43	33	4	6	
26	u5	1	Total	C	N	O	0
			43	33	4	6	
26	v5	1	Total	C	N	O	0
			43	33	4	6	
26	v5	1	Total	C	N	O	0
			43	33	4	6	
26	w5	1	Total	C	N	O	0
			43	33	4	6	
26	w5	1	Total	C	N	O	0
			43	33	4	6	
26	x5	1	Total	C	N	O	0
			43	33	4	6	
26	y5	1	Total	C	N	O	0
			43	33	4	6	
26	y5	1	Total	C	N	O	0
			43	33	4	6	
26	z5	1	Total	C	N	O	0
			43	33	4	6	
26	z5	1	Total	C	N	O	0
			43	33	4	6	
26	f8	1	Total	C	N	O	0
			43	33	4	6	
26	f8	1	Total	C	N	O	0
			43	33	4	6	
26	g8	1	Total	C	N	O	0
			43	33	4	6	
26	h8	1	Total	C	N	O	0
			43	33	4	6	
26	h8	1	Total	C	N	O	0
			43	33	4	6	

Continued on next page...

Continued from previous page...

Mol	Chain	Residues	Atoms				AltConf
26	i8	1	Total	C	N	O	0
			43	33	4	6	
26	j8	1	Total	C	N	O	0
			43	33	4	6	
26	j8	1	Total	C	N	O	0
			43	33	4	6	
26	k8	1	Total	C	N	O	0
			43	33	4	6	
26	k8	1	Total	C	N	O	0
			43	33	4	6	
26	k8	1	Total	C	N	O	0
			43	33	4	6	
26	l8	1	Total	C	N	O	0
			43	33	4	6	
26	l8	1	Total	C	N	O	0
			43	33	4	6	
26	m8	1	Total	C	N	O	0
			43	33	4	6	
26	m8	1	Total	C	N	O	0
			43	33	4	6	
26	A6	1	Total	C	N	O	0
			43	33	4	6	
26	A6	1	Total	C	N	O	0
			43	33	4	6	
26	B6	1	Total	C	N	O	0
			43	33	4	6	
26	B6	1	Total	C	N	O	0
			43	33	4	6	
26	C6	1	Total	C	N	O	0
			43	33	4	6	
26	C6	1	Total	C	N	O	0
			43	33	4	6	
26	D6	1	Total	C	N	O	0
			43	33	4	6	
26	E6	1	Total	C	N	O	0
			43	33	4	6	
26	E6	1	Total	C	N	O	0
			43	33	4	6	
26	F6	1	Total	C	N	O	0
			43	33	4	6	
26	F6	1	Total	C	N	O	0
			43	33	4	6	

Continued on next page...

Continued from previous page...

Mol	Chain	Residues	Atoms				AltConf
26	G6	1	Total	C	N	O	0
			43	33	4	6	
26	G6	1	Total	C	N	O	0
			43	33	4	6	
26	H6	1	Total	C	N	O	0
			43	33	4	6	
26	H6	1	Total	C	N	O	0
			43	33	4	6	
26	I6	1	Total	C	N	O	0
			43	33	4	6	
26	I6	1	Total	C	N	O	0
			43	33	4	6	
26	J6	1	Total	C	N	O	0
			43	33	4	6	
26	J6	1	Total	C	N	O	0
			43	33	4	6	
26	K6	1	Total	C	N	O	0
			43	33	4	6	
26	K6	1	Total	C	N	O	0
			43	33	4	6	
26	L6	1	Total	C	N	O	0
			43	33	4	6	
26	M6	1	Total	C	N	O	0
			43	33	4	6	
26	M6	1	Total	C	N	O	0
			43	33	4	6	
26	N6	1	Total	C	N	O	0
			43	33	4	6	
26	N6	1	Total	C	N	O	0
			43	33	4	6	
26	O6	1	Total	C	N	O	0
			43	33	4	6	
26	O6	1	Total	C	N	O	0
			43	33	4	6	
26	P6	1	Total	C	N	O	0
			43	33	4	6	
26	P6	1	Total	C	N	O	0
			43	33	4	6	
26	Q6	1	Total	C	N	O	0
			43	33	4	6	
26	Q6	1	Total	C	N	O	0
			43	33	4	6	

Continued on next page...

Continued from previous page...

Mol	Chain	Residues	Atoms				AltConf
26	R6	1	Total	C	N	O	0
			43	33	4	6	
26	R6	1	Total	C	N	O	0
			43	33	4	6	
26	S6	1	Total	C	N	O	0
			43	33	4	6	
26	S6	1	Total	C	N	O	0
			43	33	4	6	
26	T6	1	Total	C	N	O	0
			43	33	4	6	
26	T6	1	Total	C	N	O	0
			43	33	4	6	
26	U6	1	Total	C	N	O	0
			43	33	4	6	
26	U6	1	Total	C	N	O	0
			43	33	4	6	
26	V6	1	Total	C	N	O	0
			43	33	4	6	
26	V6	1	Total	C	N	O	0
			43	33	4	6	
26	W6	1	Total	C	N	O	0
			43	33	4	6	
26	W6	1	Total	C	N	O	0
			43	33	4	6	
26	X6	1	Total	C	N	O	0
			43	33	4	6	
26	X6	1	Total	C	N	O	0
			43	33	4	6	
26	Y6	1	Total	C	N	O	0
			43	33	4	6	
26	Y6	1	Total	C	N	O	0
			43	33	4	6	
26	Z6	1	Total	C	N	O	0
			43	33	4	6	
26	Z6	1	Total	C	N	O	0
			43	33	4	6	
26	a6	1	Total	C	N	O	0
			43	33	4	6	
26	a6	1	Total	C	N	O	0
			43	33	4	6	
26	b6	1	Total	C	N	O	0
			43	33	4	6	

Continued on next page...

Continued from previous page...

Mol	Chain	Residues	Atoms				AltConf
26	b6	1	Total	C	N	O	0
			43	33	4	6	
26	c6	1	Total	C	N	O	0
			43	33	4	6	
26	c6	1	Total	C	N	O	0
			43	33	4	6	
26	d6	1	Total	C	N	O	0
			43	33	4	6	
26	d6	1	Total	C	N	O	0
			43	33	4	6	
26	e6	1	Total	C	N	O	0
			43	33	4	6	
26	e6	1	Total	C	N	O	0
			43	33	4	6	
26	f6	1	Total	C	N	O	0
			43	33	4	6	
26	f6	1	Total	C	N	O	0
			43	33	4	6	
26	g6	1	Total	C	N	O	0
			43	33	4	6	
26	g6	1	Total	C	N	O	0
			43	33	4	6	
26	h6	1	Total	C	N	O	0
			43	33	4	6	
26	h6	1	Total	C	N	O	0
			43	33	4	6	
26	i6	1	Total	C	N	O	0
			43	33	4	6	
26	i6	1	Total	C	N	O	0
			43	33	4	6	
26	j6	1	Total	C	N	O	0
			43	33	4	6	
26	j6	1	Total	C	N	O	0
			43	33	4	6	
26	k6	1	Total	C	N	O	0
			43	33	4	6	
26	k6	1	Total	C	N	O	0
			43	33	4	6	
26	l6	1	Total	C	N	O	0
			43	33	4	6	
26	l6	1	Total	C	N	O	0
			43	33	4	6	

Continued on next page...

Continued from previous page...

Mol	Chain	Residues	Atoms				AltConf
26	m6	1	Total	C	N	O	0
			43	33	4	6	
26	m6	1	Total	C	N	O	0
			43	33	4	6	
26	n6	1	Total	C	N	O	0
			43	33	4	6	
26	n6	1	Total	C	N	O	0
			43	33	4	6	
26	o6	1	Total	C	N	O	0
			43	33	4	6	
26	o6	1	Total	C	N	O	0
			43	33	4	6	
26	p6	1	Total	C	N	O	0
			43	33	4	6	
26	p6	1	Total	C	N	O	0
			43	33	4	6	
26	q6	1	Total	C	N	O	0
			43	33	4	6	
26	q6	1	Total	C	N	O	0
			43	33	4	6	
26	r6	1	Total	C	N	O	0
			43	33	4	6	
26	r6	1	Total	C	N	O	0
			43	33	4	6	
26	s6	1	Total	C	N	O	0
			43	33	4	6	
26	s6	1	Total	C	N	O	0
			43	33	4	6	
26	t6	1	Total	C	N	O	0
			43	33	4	6	
26	t6	1	Total	C	N	O	0
			43	33	4	6	
26	u6	1	Total	C	N	O	0
			43	33	4	6	
26	u6	1	Total	C	N	O	0
			43	33	4	6	
26	v6	1	Total	C	N	O	0
			43	33	4	6	
26	v6	1	Total	C	N	O	0
			43	33	4	6	
26	w6	1	Total	C	N	O	0
			43	33	4	6	

Continued on next page...

Continued from previous page...

Mol	Chain	Residues	Atoms				AltConf
26	w6	1	Total	C	N	O	0
			43	33	4	6	
26	x6	1	Total	C	N	O	0
			43	33	4	6	
26	x6	1	Total	C	N	O	0
			43	33	4	6	
26	y6	1	Total	C	N	O	0
			43	33	4	6	
26	y6	1	Total	C	N	O	0
			43	33	4	6	
26	y6	1	Total	C	N	O	0
			43	33	4	6	
26	z6	1	Total	C	N	O	0
			43	33	4	6	
26	z6	1	Total	C	N	O	0
			43	33	4	6	
26	n8	1	Total	C	N	O	0
			43	33	4	6	
26	o8	1	Total	C	N	O	0
			43	33	4	6	
26	o8	1	Total	C	N	O	0
			43	33	4	6	
26	p8	1	Total	C	N	O	0
			43	33	4	6	
26	p8	1	Total	C	N	O	0
			43	33	4	6	
26	q8	1	Total	C	N	O	0
			43	33	4	6	
26	q8	1	Total	C	N	O	0
			43	33	4	6	
26	r8	1	Total	C	N	O	0
			43	33	4	6	
26	r8	1	Total	C	N	O	0
			43	33	4	6	
26	s8	1	Total	C	N	O	0
			43	33	4	6	
26	s8	1	Total	C	N	O	0
			43	33	4	6	
26	t8	1	Total	C	N	O	0
			43	33	4	6	
26	t8	1	Total	C	N	O	0
			43	33	4	6	

Continued on next page...

Continued from previous page...

Mol	Chain	Residues	Atoms				AltConf
26	u8	1	Total	C	N	O	0
			43	33	4	6	
26	u8	1	Total	C	N	O	0
			43	33	4	6	
26	A7	1	Total	C	N	O	0
			43	33	4	6	
26	B7	1	Total	C	N	O	0
			43	33	4	6	
26	C7	1	Total	C	N	O	0
			43	33	4	6	
26	C7	1	Total	C	N	O	0
			43	33	4	6	
26	D7	1	Total	C	N	O	0
			43	33	4	6	
26	D7	1	Total	C	N	O	0
			43	33	4	6	
26	E7	1	Total	C	N	O	0
			43	33	4	6	
26	E7	1	Total	C	N	O	0
			43	33	4	6	
26	F7	1	Total	C	N	O	0
			43	33	4	6	
26	G7	1	Total	C	N	O	0
			43	33	4	6	
26	G7	1	Total	C	N	O	0
			43	33	4	6	
26	H7	1	Total	C	N	O	0
			43	33	4	6	
26	H7	1	Total	C	N	O	0
			43	33	4	6	
26	I7	1	Total	C	N	O	0
			43	33	4	6	
26	I7	1	Total	C	N	O	0
			43	33	4	6	
26	J7	1	Total	C	N	O	0
			43	33	4	6	
26	K7	1	Total	C	N	O	0
			43	33	4	6	
26	K7	1	Total	C	N	O	0
			43	33	4	6	
26	L7	1	Total	C	N	O	0
			43	33	4	6	

Continued on next page...

Continued from previous page...

Mol	Chain	Residues	Atoms				AltConf
26	M7	1	Total	C	N	O	0
			43	33	4	6	
26	M7	1	Total	C	N	O	0
			43	33	4	6	
26	M7	1	Total	C	N	O	0
			43	33	4	6	
26	N7	1	Total	C	N	O	0
			43	33	4	6	
26	N7	1	Total	C	N	O	0
			43	33	4	6	
26	O7	1	Total	C	N	O	0
			43	33	4	6	
26	O7	1	Total	C	N	O	0
			43	33	4	6	
26	P7	1	Total	C	N	O	0
			43	33	4	6	
26	P7	1	Total	C	N	O	0
			43	33	4	6	
26	Q7	1	Total	C	N	O	0
			43	33	4	6	
26	Q7	1	Total	C	N	O	0
			43	33	4	6	
26	R7	1	Total	C	N	O	0
			43	33	4	6	
26	R7	1	Total	C	N	O	0
			43	33	4	6	
26	S7	1	Total	C	N	O	0
			43	33	4	6	
26	S7	1	Total	C	N	O	0
			43	33	4	6	
26	T7	1	Total	C	N	O	0
			43	33	4	6	
26	T7	1	Total	C	N	O	0
			43	33	4	6	
26	U7	1	Total	C	N	O	0
			43	33	4	6	
26	U7	1	Total	C	N	O	0
			43	33	4	6	
26	V7	1	Total	C	N	O	0
			43	33	4	6	
26	V7	1	Total	C	N	O	0
			43	33	4	6	

Continued on next page...

Continued from previous page...

Mol	Chain	Residues	Atoms				AltConf
26	W7	1	Total	C	N	O	0
			43	33	4	6	
26	W7	1	Total	C	N	O	0
			43	33	4	6	
26	X7	1	Total	C	N	O	0
			43	33	4	6	
26	X7	1	Total	C	N	O	0
			43	33	4	6	
26	Y7	1	Total	C	N	O	0
			43	33	4	6	
26	Y7	1	Total	C	N	O	0
			43	33	4	6	
26	Y7	1	Total	C	N	O	0
			43	33	4	6	
26	Z7	1	Total	C	N	O	0
			43	33	4	6	
26	Z7	1	Total	C	N	O	0
			43	33	4	6	
26	a7	1	Total	C	N	O	0
			43	33	4	6	
26	a7	1	Total	C	N	O	0
			43	33	4	6	
26	b7	1	Total	C	N	O	0
			43	33	4	6	
26	c7	1	Total	C	N	O	0
			43	33	4	6	
26	c7	1	Total	C	N	O	0
			43	33	4	6	
26	d7	1	Total	C	N	O	0
			43	33	4	6	
26	d7	1	Total	C	N	O	0
			43	33	4	6	
26	e7	1	Total	C	N	O	0
			43	33	4	6	
26	e7	1	Total	C	N	O	0
			43	33	4	6	
26	f7	1	Total	C	N	O	0
			43	33	4	6	
26	f7	1	Total	C	N	O	0
			43	33	4	6	
26	g7	1	Total	C	N	O	0
			43	33	4	6	

Continued on next page...

Continued from previous page...

Mol	Chain	Residues	Atoms				AltConf
26	g7	1	Total	C	N	O	0
			43	33	4	6	
26	h7	1	Total	C	N	O	0
			43	33	4	6	
26	h7	1	Total	C	N	O	0
			43	33	4	6	
26	i7	1	Total	C	N	O	0
			43	33	4	6	
26	i7	1	Total	C	N	O	0
			43	33	4	6	
26	j7	1	Total	C	N	O	0
			43	33	4	6	
26	j7	1	Total	C	N	O	0
			43	33	4	6	
26	k7	1	Total	C	N	O	0
			43	33	4	6	
26	k7	1	Total	C	N	O	0
			43	33	4	6	
26	l7	1	Total	C	N	O	0
			43	33	4	6	
26	l7	1	Total	C	N	O	0
			43	33	4	6	
26	m7	1	Total	C	N	O	0
			43	33	4	6	
26	m7	1	Total	C	N	O	0
			43	33	4	6	
26	n7	1	Total	C	N	O	0
			43	33	4	6	
26	n7	1	Total	C	N	O	0
			43	33	4	6	
26	o7	1	Total	C	N	O	0
			43	33	4	6	
26	o7	1	Total	C	N	O	0
			43	33	4	6	
26	p7	1	Total	C	N	O	0
			43	33	4	6	
26	q7	1	Total	C	N	O	0
			43	33	4	6	
26	q7	1	Total	C	N	O	0
			43	33	4	6	
26	r7	1	Total	C	N	O	0
			43	33	4	6	

Continued on next page...

Continued from previous page...

Mol	Chain	Residues	Atoms				AltConf
26	r7	1	Total	C	N	O	0
			43	33	4	6	
26	s7	1	Total	C	N	O	0
			43	33	4	6	
26	s7	1	Total	C	N	O	0
			43	33	4	6	
26	t7	1	Total	C	N	O	0
			43	33	4	6	
26	t7	1	Total	C	N	O	0
			43	33	4	6	
26	u7	1	Total	C	N	O	0
			43	33	4	6	
26	u7	1	Total	C	N	O	0
			43	33	4	6	
26	v7	1	Total	C	N	O	0
			43	33	4	6	
26	v7	1	Total	C	N	O	0
			43	33	4	6	
26	w7	1	Total	C	N	O	0
			43	33	4	6	
26	w7	1	Total	C	N	O	0
			43	33	4	6	
26	x7	1	Total	C	N	O	0
			43	33	4	6	
26	x7	1	Total	C	N	O	0
			43	33	4	6	
26	y7	1	Total	C	N	O	0
			43	33	4	6	
26	y7	1	Total	C	N	O	0
			43	33	4	6	
26	z7	1	Total	C	N	O	0
			43	33	4	6	
26	z7	1	Total	C	N	O	0
			43	33	4	6	
26	a8	1	Total	C	N	O	0
			43	33	4	6	
26	a8	1	Total	C	N	O	0
			43	33	4	6	
26	b8	1	Total	C	N	O	0
			43	33	4	6	
26	b8	1	Total	C	N	O	0
			43	33	4	6	

Continued on next page...

Continued from previous page...

Mol	Chain	Residues	Atoms				AltConf
26	b8	1	Total	C	N	O	0
			43	33	4	6	
26	c8	1	Total	C	N	O	0
			43	33	4	6	
26	c8	1	Total	C	N	O	0
			43	33	4	6	
26	d8	1	Total	C	N	O	0
			43	33	4	6	
26	d8	1	Total	C	N	O	0
			43	33	4	6	
26	e8	1	Total	C	N	O	0
			43	33	4	6	
26	e8	1	Total	C	N	O	0
			43	33	4	6	
26	a9	1	Total	C	N	O	0
			43	33	4	6	
26	a9	1	Total	C	N	O	0
			43	33	4	6	
26	a9	1	Total	C	N	O	0
			43	33	4	6	
26	b9	1	Total	C	N	O	0
			43	33	4	6	
26	b9	1	Total	C	N	O	0
			43	33	4	6	
26	b9	1	Total	C	N	O	0
			43	33	4	6	
26	b9	1	Total	C	N	O	0
			43	33	4	6	
26	c9	1	Total	C	N	O	0
			43	33	4	6	
26	c9	1	Total	C	N	O	0
			43	33	4	6	
26	d9	1	Total	C	N	O	0
			43	33	4	6	
26	d9	1	Total	C	N	O	0
			43	33	4	6	
26	d9	1	Total	C	N	O	0
			43	33	4	6	
26	e9	1	Total	C	N	O	0
			43	33	4	6	
26	e9	1	Total	C	N	O	0
			43	33	4	6	

Continued on next page...

Continued from previous page...

Mol	Chain	Residues	Atoms				AltConf
26	e9	1	Total	C	N	O	0
			43	33	4	6	
26	v8	1	Total	C	N	O	0
			43	33	4	6	
26	v8	1	Total	C	N	O	0
			43	33	4	6	
26	w8	1	Total	C	N	O	0
			43	33	4	6	
26	w8	1	Total	C	N	O	0
			43	33	4	6	
26	x8	1	Total	C	N	O	0
			43	33	4	6	
26	x8	1	Total	C	N	O	0
			43	33	4	6	
26	y8	1	Total	C	N	O	0
			43	33	4	6	
26	y8	1	Total	C	N	O	0
			43	33	4	6	
26	z8	1	Total	C	N	O	0
			43	33	4	6	
26	z8	1	Total	C	N	O	0
			43	33	4	6	
26	A8	1	Total	C	N	O	0
			43	33	4	6	
26	A8	1	Total	C	N	O	0
			43	33	4	6	
26	B8	1	Total	C	N	O	0
			43	33	4	6	
26	B8	1	Total	C	N	O	0
			43	33	4	6	
26	C8	1	Total	C	N	O	0
			43	33	4	6	
26	C8	1	Total	C	N	O	0
			43	33	4	6	
26	D8	1	Total	C	N	O	0
			43	33	4	6	
26	D8	1	Total	C	N	O	0
			43	33	4	6	
26	E8	1	Total	C	N	O	0
			43	33	4	6	
26	E8	1	Total	C	N	O	0
			43	33	4	6	

Continued on next page...

Continued from previous page...

Mol	Chain	Residues	Atoms				AltConf
26	F8	1	Total	C	N	O	0
			43	33	4	6	
26	F8	1	Total	C	N	O	0
			43	33	4	6	
26	G8	1	Total	C	N	O	0
			43	33	4	6	
26	G8	1	Total	C	N	O	0
			43	33	4	6	
26	H8	1	Total	C	N	O	0
			43	33	4	6	
26	H8	1	Total	C	N	O	0
			43	33	4	6	
26	I8	1	Total	C	N	O	0
			43	33	4	6	
26	I8	1	Total	C	N	O	0
			43	33	4	6	
26	J8	1	Total	C	N	O	0
			43	33	4	6	
26	J8	1	Total	C	N	O	0
			43	33	4	6	
26	K8	1	Total	C	N	O	0
			43	33	4	6	
26	K8	1	Total	C	N	O	0
			43	33	4	6	
26	L8	1	Total	C	N	O	0
			43	33	4	6	
26	L8	1	Total	C	N	O	0
			43	33	4	6	
26	M8	1	Total	C	N	O	0
			43	33	4	6	
26	M8	1	Total	C	N	O	0
			43	33	4	6	
26	N8	1	Total	C	N	O	0
			43	33	4	6	
26	N8	1	Total	C	N	O	0
			43	33	4	6	
26	O8	1	Total	C	N	O	0
			43	33	4	6	
26	O8	1	Total	C	N	O	0
			43	33	4	6	
26	P8	1	Total	C	N	O	0
			43	33	4	6	

Continued on next page...

Continued from previous page...

Mol	Chain	Residues	Atoms				AltConf
26	P8	1	Total	C	N	O	0
			43	33	4	6	
26	Q8	1	Total	C	N	O	0
			43	33	4	6	
26	Q8	1	Total	C	N	O	0
			43	33	4	6	
26	T8	1	Total	C	N	O	0
			43	33	4	6	
26	T8	1	Total	C	N	O	0
			43	33	4	6	
26	U8	1	Total	C	N	O	0
			43	33	4	6	
26	U8	1	Total	C	N	O	0
			43	33	4	6	
26	U8	1	Total	C	N	O	0
			43	33	4	6	
26	V8	1	Total	C	N	O	0
			43	33	4	6	
26	W8	1	Total	C	N	O	0
			43	33	4	6	
26	W8	1	Total	C	N	O	0
			43	33	4	6	
26	X8	1	Total	C	N	O	0
			43	33	4	6	
26	Y8	1	Total	C	N	O	0
			43	33	4	6	
26	Y8	1	Total	C	N	O	0
			43	33	4	6	
26	Z8	1	Total	C	N	O	0
			43	33	4	6	
26	f9	1	Total	C	N	O	0
			43	33	4	6	
26	f9	1	Total	C	N	O	0
			43	33	4	6	
26	g9	1	Total	C	N	O	0
			43	33	4	6	
26	h9	1	Total	C	N	O	0
			43	33	4	6	
26	h9	1	Total	C	N	O	0
			43	33	4	6	
26	i9	1	Total	C	N	O	0
			43	33	4	6	

Continued on next page...

Continued from previous page...

Mol	Chain	Residues	Atoms				AltConf
26	j9	1	Total	C	N	O	0
			43	33	4	6	
26	j9	1	Total	C	N	O	0
			43	33	4	6	
26	k9	1	Total	C	N	O	0
			43	33	4	6	
26	l9	1	Total	C	N	O	0
			43	33	4	6	
26	l9	1	Total	C	N	O	0
			43	33	4	6	
26	m9	1	Total	C	N	O	0
			43	33	4	6	
26	n9	1	Total	C	N	O	0
			43	33	4	6	
26	n9	1	Total	C	N	O	0
			43	33	4	6	
26	o9	1	Total	C	N	O	0
			43	33	4	6	
26	p9	1	Total	C	N	O	0
			43	33	4	6	
26	p9	1	Total	C	N	O	0
			43	33	4	6	
26	q9	1	Total	C	N	O	0
			43	33	4	6	
26	q9	1	Total	C	N	O	0
			43	33	4	6	
26	r9	1	Total	C	N	O	0
			43	33	4	6	
26	r9	1	Total	C	N	O	0
			43	33	4	6	
26	s9	1	Total	C	N	O	0
			43	33	4	6	
26	s9	1	Total	C	N	O	0
			43	33	4	6	
26	t9	1	Total	C	N	O	0
			43	33	4	6	
26	t9	1	Total	C	N	O	0
			43	33	4	6	
26	u9	1	Total	C	N	O	0
			43	33	4	6	
26	u9	1	Total	C	N	O	0
			43	33	4	6	

Continued on next page...

Continued from previous page...

Mol	Chain	Residues	Atoms				AltConf
26	v9	1	Total	C	N	O	0
			43	33	4	6	
26	v9	1	Total	C	N	O	0
			43	33	4	6	
26	w9	1	Total	C	N	O	0
			43	33	4	6	
26	w9	1	Total	C	N	O	0
			43	33	4	6	
26	x9	1	Total	C	N	O	0
			43	33	4	6	
26	x9	1	Total	C	N	O	0
			43	33	4	6	
26	y9	1	Total	C	N	O	0
			43	33	4	6	
26	y9	1	Total	C	N	O	0
			43	33	4	6	
26	z9	1	Total	C	N	O	0
			43	33	4	6	
26	z9	1	Total	C	N	O	0
			43	33	4	6	
26	A9	1	Total	C	N	O	0
			43	33	4	6	
26	A9	1	Total	C	N	O	0
			43	33	4	6	
26	B9	1	Total	C	N	O	0
			43	33	4	6	
26	B9	1	Total	C	N	O	0
			43	33	4	6	
26	C9	1	Total	C	N	O	0
			43	33	4	6	
26	C9	1	Total	C	N	O	0
			43	33	4	6	
26	D9	1	Total	C	N	O	0
			43	33	4	6	
26	D9	1	Total	C	N	O	0
			43	33	4	6	
26	E9	1	Total	C	N	O	0
			43	33	4	6	
26	E9	1	Total	C	N	O	0
			43	33	4	6	
26	F9	1	Total	C	N	O	0
			43	33	4	6	

Continued on next page...

Continued from previous page...

Mol	Chain	Residues	Atoms				AltConf
26	F9	1	Total	C	N	O	0
			43	33	4	6	
26	G9	1	Total	C	N	O	0
			43	33	4	6	
26	G9	1	Total	C	N	O	0
			43	33	4	6	
26	H9	1	Total	C	N	O	0
			43	33	4	6	
26	H9	1	Total	C	N	O	0
			43	33	4	6	
26	I9	1	Total	C	N	O	0
			43	33	4	6	
26	I9	1	Total	C	N	O	0
			43	33	4	6	
26	J9	1	Total	C	N	O	0
			43	33	4	6	
26	J9	1	Total	C	N	O	0
			43	33	4	6	
26	K9	1	Total	C	N	O	0
			43	33	4	6	
26	K9	1	Total	C	N	O	0
			43	33	4	6	
26	L9	1	Total	C	N	O	0
			43	33	4	6	
26	L9	1	Total	C	N	O	0
			43	33	4	6	
26	M9	1	Total	C	N	O	0
			43	33	4	6	
26	M9	1	Total	C	N	O	0
			43	33	4	6	
26	N9	1	Total	C	N	O	0
			43	33	4	6	
26	N9	1	Total	C	N	O	0
			43	33	4	6	
26	O9	1	Total	C	N	O	0
			43	33	4	6	
26	O9	1	Total	C	N	O	0
			43	33	4	6	
26	P9	1	Total	C	N	O	0
			43	33	4	6	
26	P9	1	Total	C	N	O	0
			43	33	4	6	

Continued on next page...

Continued from previous page...

Mol	Chain	Residues	Atoms				AltConf
26	Q9	1	Total	C	N	O	0
			43	33	4	6	
26	Q9	1	Total	C	N	O	0
			43	33	4	6	
26	R9	1	Total	C	N	O	0
			43	33	4	6	
26	R9	1	Total	C	N	O	0
			43	33	4	6	
26	S9	1	Total	C	N	O	0
			43	33	4	6	
26	S9	1	Total	C	N	O	0
			43	33	4	6	
26	T9	1	Total	C	N	O	0
			43	33	4	6	
26	T9	1	Total	C	N	O	0
			43	33	4	6	
26	U9	1	Total	C	N	O	0
			43	33	4	6	
26	U9	1	Total	C	N	O	0
			43	33	4	6	
26	V9	1	Total	C	N	O	0
			43	33	4	6	
26	V9	1	Total	C	N	O	0
			43	33	4	6	
26	X9	1	Total	C	N	O	0
			43	33	4	6	
26	Y9	1	Total	C	N	O	0
			43	33	4	6	
26	Y9	1	Total	C	N	O	0
			43	33	4	6	
26	Z9	1	Total	C	N	O	0
			43	33	4	6	
26	Z9	1	Total	C	N	O	0
			43	33	4	6	
26	Z9	1	Total	C	N	O	0
			43	33	4	6	
26	Z9	1	Total	C	N	O	0
			43	33	4	6	
26	aa	1	Total	C	N	O	0
			43	33	4	6	
26	ab	1	Total	C	N	O	0
			43	33	4	6	

Continued on next page...

Continued from previous page...

Mol	Chain	Residues	Atoms				AltConf
26	ab	1	Total	C	N	O	0
			43	33	4	6	
26	ac	1	Total	C	N	O	0
			43	33	4	6	
26	ad	1	Total	C	N	O	0
			43	33	4	6	
26	ad	1	Total	C	N	O	0
			43	33	4	6	
26	ae	1	Total	C	N	O	0
			43	33	4	6	
26	af	1	Total	C	N	O	0
			43	33	4	6	
26	af	1	Total	C	N	O	0
			43	33	4	6	
26	ag	1	Total	C	N	O	0
			43	33	4	6	
26	ah	1	Total	C	N	O	0
			43	33	4	6	
26	ah	1	Total	C	N	O	0
			43	33	4	6	
26	ai	1	Total	C	N	O	0
			43	33	4	6	
26	aj	1	Total	C	N	O	0
			43	33	4	6	
26	aj	1	Total	C	N	O	0
			43	33	4	6	
26	ak	1	Total	C	N	O	0
			43	33	4	6	
26	al	1	Total	C	N	O	0
			43	33	4	6	
26	al	1	Total	C	N	O	0
			43	33	4	6	
26	am	1	Total	C	N	O	0
			43	33	4	6	
26	an	1	Total	C	N	O	0
			43	33	4	6	
26	ao	1	Total	C	N	O	0
			43	33	4	6	
26	ao	1	Total	C	N	O	0
			43	33	4	6	
26	ap	1	Total	C	N	O	0
			43	33	4	6	

Continued on next page...

Continued from previous page...

Mol	Chain	Residues	Atoms				AltConf
26	ap	1	Total	C	N	O	0
			43	33	4	6	
26	aq	1	Total	C	N	O	0
			43	33	4	6	
26	aq	1	Total	C	N	O	0
			43	33	4	6	
26	ar	1	Total	C	N	O	0
			43	33	4	6	
26	ar	1	Total	C	N	O	0
			43	33	4	6	
26	as	1	Total	C	N	O	0
			43	33	4	6	
26	as	1	Total	C	N	O	0
			43	33	4	6	
26	at	1	Total	C	N	O	0
			43	33	4	6	
26	at	1	Total	C	N	O	0
			43	33	4	6	
26	au	1	Total	C	N	O	0
			43	33	4	6	
26	au	1	Total	C	N	O	0
			43	33	4	6	
26	av	1	Total	C	N	O	0
			43	33	4	6	
26	av	1	Total	C	N	O	0
			43	33	4	6	
26	aw	1	Total	C	N	O	0
			43	33	4	6	
26	aw	1	Total	C	N	O	0
			43	33	4	6	
26	ax	1	Total	C	N	O	0
			43	33	4	6	
26	ay	1	Total	C	N	O	0
			43	33	4	6	
26	ay	1	Total	C	N	O	0
			43	33	4	6	
26	az	1	Total	C	N	O	0
			43	33	4	6	
26	az	1	Total	C	N	O	0
			43	33	4	6	
26	aA	1	Total	C	N	O	0
			43	33	4	6	

Continued on next page...

Continued from previous page...

Mol	Chain	Residues	Atoms				AltConf
26	aA	1	Total	C	N	O	0
			43	33	4	6	
26	aB	1	Total	C	N	O	0
			43	33	4	6	
26	aB	1	Total	C	N	O	0
			43	33	4	6	
26	aC	1	Total	C	N	O	0
			43	33	4	6	
26	aC	1	Total	C	N	O	0
			43	33	4	6	
26	aD	1	Total	C	N	O	0
			43	33	4	6	
26	aD	1	Total	C	N	O	0
			43	33	4	6	
26	aE	1	Total	C	N	O	0
			43	33	4	6	
26	aE	1	Total	C	N	O	0
			43	33	4	6	
26	aF	1	Total	C	N	O	0
			43	33	4	6	
26	aF	1	Total	C	N	O	0
			43	33	4	6	
26	aF	1	Total	C	N	O	0
			43	33	4	6	
26	aG	1	Total	C	N	O	0
			43	33	4	6	
26	aH	1	Total	C	N	O	0
			43	33	4	6	
26	aH	1	Total	C	N	O	0
			43	33	4	6	
26	aI	1	Total	C	N	O	0
			43	33	4	6	
26	aI	1	Total	C	N	O	0
			43	33	4	6	
26	aJ	1	Total	C	N	O	0
			43	33	4	6	
26	aJ	1	Total	C	N	O	0
			43	33	4	6	
26	aK	1	Total	C	N	O	0
			43	33	4	6	
26	aK	1	Total	C	N	O	0
			43	33	4	6	

Continued on next page...

Continued from previous page...

Mol	Chain	Residues	Atoms				AltConf
26	aL	1	Total	C	N	O	0
			43	33	4	6	
26	aL	1	Total	C	N	O	0
			43	33	4	6	
26	aM	1	Total	C	N	O	0
			43	33	4	6	
26	aM	1	Total	C	N	O	0
			43	33	4	6	
26	aN	1	Total	C	N	O	0
			43	33	4	6	
26	aN	1	Total	C	N	O	0
			43	33	4	6	
26	aN	1	Total	C	N	O	0
			43	33	4	6	
26	aO	1	Total	C	N	O	0
			43	33	4	6	
26	aP	1	Total	C	N	O	0
			43	33	4	6	
26	aP	1	Total	C	N	O	0
			43	33	4	6	
26	aQ	1	Total	C	N	O	0
			43	33	4	6	
26	aQ	1	Total	C	N	O	0
			43	33	4	6	
26	aR	1	Total	C	N	O	0
			43	33	4	6	
26	aR	1	Total	C	N	O	0
			43	33	4	6	
26	aS	1	Total	C	N	O	0
			43	33	4	6	
26	aS	1	Total	C	N	O	0
			43	33	4	6	
26	aT	1	Total	C	N	O	0
			43	33	4	6	
26	aT	1	Total	C	N	O	0
			43	33	4	6	
26	aU	1	Total	C	N	O	0
			43	33	4	6	
26	aU	1	Total	C	N	O	0
			43	33	4	6	
26	aV	1	Total	C	N	O	0
			43	33	4	6	

Continued on next page...

Continued from previous page...

Mol	Chain	Residues	Atoms				AltConf
26	aV	1	Total	C	N	O	0
			43	33	4	6	
26	aW	1	Total	C	N	O	0
			43	33	4	6	
26	aW	1	Total	C	N	O	0
			43	33	4	6	
26	aX	1	Total	C	N	O	0
			43	33	4	6	
26	aY	1	Total	C	N	O	0
			43	33	4	6	
26	aY	1	Total	C	N	O	0
			43	33	4	6	
26	aY	1	Total	C	N	O	0
			43	33	4	6	
26	aZ	1	Total	C	N	O	0
			43	33	4	6	
26	aZ	1	Total	C	N	O	0
			43	33	4	6	
26	ba	1	Total	C	N	O	0
			43	33	4	6	
26	bb	1	Total	C	N	O	0
			43	33	4	6	
26	bc	1	Total	C	N	O	0
			43	33	4	6	
26	bd	1	Total	C	N	O	0
			43	33	4	6	
26	bd	1	Total	C	N	O	0
			43	33	4	6	
26	be	1	Total	C	N	O	0
			43	33	4	6	
26	bf	1	Total	C	N	O	0
			43	33	4	6	
26	bg	1	Total	C	N	O	0
			43	33	4	6	
26	bh	1	Total	C	N	O	0
			43	33	4	6	
26	bh	1	Total	C	N	O	0
			43	33	4	6	
26	bi	1	Total	C	N	O	0
			43	33	4	6	
26	bj	1	Total	C	N	O	0
			43	33	4	6	

Continued on next page...

Continued from previous page...

Mol	Chain	Residues	Atoms				AltConf
26	bj	1	Total	C	N	O	0
			43	33	4	6	
26	bk	1	Total	C	N	O	0
			43	33	4	6	
26	bl	1	Total	C	N	O	0
			43	33	4	6	
26	bl	1	Total	C	N	O	0
			43	33	4	6	
26	bm	1	Total	C	N	O	0
			43	33	4	6	
26	bm	1	Total	C	N	O	0
			43	33	4	6	
26	bn	1	Total	C	N	O	0
			43	33	4	6	
26	bo	1	Total	C	N	O	0
			43	33	4	6	
26	bo	1	Total	C	N	O	0
			43	33	4	6	
26	bp	1	Total	C	N	O	0
			43	33	4	6	
26	bq	1	Total	C	N	O	0
			43	33	4	6	
26	bq	1	Total	C	N	O	0
			43	33	4	6	
26	br	1	Total	C	N	O	0
			43	33	4	6	
26	br	1	Total	C	N	O	0
			43	33	4	6	
26	bs	1	Total	C	N	O	0
			43	33	4	6	
26	bs	1	Total	C	N	O	0
			43	33	4	6	
26	bs	1	Total	C	N	O	0
			43	33	4	6	
26	bt	1	Total	C	N	O	0
			43	33	4	6	
26	bt	1	Total	C	N	O	0
			43	33	4	6	
26	bu	1	Total	C	N	O	0
			43	33	4	6	
26	bu	1	Total	C	N	O	0
			43	33	4	6	

Continued on next page...

Continued from previous page...

Mol	Chain	Residues	Atoms				AltConf
26	bv	1	Total	C	N	O	0
			43	33	4	6	
26	bv	1	Total	C	N	O	0
			43	33	4	6	
26	bw	1	Total	C	N	O	0
			43	33	4	6	
26	bw	1	Total	C	N	O	0
			43	33	4	6	
26	bx	1	Total	C	N	O	0
			43	33	4	6	
26	bx	1	Total	C	N	O	0
			43	33	4	6	
26	by	1	Total	C	N	O	0
			43	33	4	6	
26	by	1	Total	C	N	O	0
			43	33	4	6	
26	bz	1	Total	C	N	O	0
			43	33	4	6	
26	bz	1	Total	C	N	O	0
			43	33	4	6	
26	bA	1	Total	C	N	O	0
			43	33	4	6	
26	bA	1	Total	C	N	O	0
			43	33	4	6	
26	bB	1	Total	C	N	O	0
			43	33	4	6	
26	bB	1	Total	C	N	O	0
			43	33	4	6	
26	bC	1	Total	C	N	O	0
			43	33	4	6	
26	bC	1	Total	C	N	O	0
			43	33	4	6	
26	bD	1	Total	C	N	O	0
			43	33	4	6	
26	bD	1	Total	C	N	O	0
			43	33	4	6	
26	bE	1	Total	C	N	O	0
			43	33	4	6	
26	bE	1	Total	C	N	O	0
			43	33	4	6	
26	bF	1	Total	C	N	O	0
			43	33	4	6	

Continued on next page...

Continued from previous page...

Mol	Chain	Residues	Atoms				AltConf
26	bF	1	Total	C	N	O	0
			43	33	4	6	
26	bG	1	Total	C	N	O	0
			43	33	4	6	
26	bG	1	Total	C	N	O	0
			43	33	4	6	
26	bH	1	Total	C	N	O	0
			43	33	4	6	
26	bH	1	Total	C	N	O	0
			43	33	4	6	
26	bI	1	Total	C	N	O	0
			43	33	4	6	
26	bI	1	Total	C	N	O	0
			43	33	4	6	
26	bJ	1	Total	C	N	O	0
			43	33	4	6	
26	bJ	1	Total	C	N	O	0
			43	33	4	6	
26	bK	1	Total	C	N	O	0
			43	33	4	6	
26	bK	1	Total	C	N	O	0
			43	33	4	6	
26	bL	1	Total	C	N	O	0
			43	33	4	6	
26	bL	1	Total	C	N	O	0
			43	33	4	6	
26	bM	1	Total	C	N	O	0
			43	33	4	6	
26	bM	1	Total	C	N	O	0
			43	33	4	6	
26	bN	1	Total	C	N	O	0
			43	33	4	6	
26	bN	1	Total	C	N	O	0
			43	33	4	6	
26	bO	1	Total	C	N	O	0
			43	33	4	6	
26	bO	1	Total	C	N	O	0
			43	33	4	6	
26	bP	1	Total	C	N	O	0
			43	33	4	6	
26	bP	1	Total	C	N	O	0
			43	33	4	6	

Continued on next page...

Continued from previous page...

Mol	Chain	Residues	Atoms				AltConf
26	bQ	1	Total	C	N	O	0
			43	33	4	6	
26	bQ	1	Total	C	N	O	0
			43	33	4	6	
26	bQ	1	Total	C	N	O	0
			43	33	4	6	
26	bR	1	Total	C	N	O	0
			43	33	4	6	
26	bS	1	Total	C	N	O	0
			43	33	4	6	
26	bS	1	Total	C	N	O	0
			43	33	4	6	
26	bT	1	Total	C	N	O	0
			43	33	4	6	
26	bU	1	Total	C	N	O	0
			43	33	4	6	
26	bU	1	Total	C	N	O	0
			43	33	4	6	
26	bV	1	Total	C	N	O	0
			43	33	4	6	
26	bV	1	Total	C	N	O	0
			43	33	4	6	
26	bW	1	Total	C	N	O	0
			43	33	4	6	
26	bX	1	Total	C	N	O	0
			43	33	4	6	
26	bX	1	Total	C	N	O	0
			43	33	4	6	
26	bY	1	Total	C	N	O	0
			43	33	4	6	
26	bY	1	Total	C	N	O	0
			43	33	4	6	
26	bY	1	Total	C	N	O	0
			43	33	4	6	
26	bZ	1	Total	C	N	O	0
			43	33	4	6	
26	bZ	1	Total	C	N	O	0
			43	33	4	6	
26	bZ	1	Total	C	N	O	0
			43	33	4	6	
26	ca	1	Total	C	N	O	0
			43	33	4	6	

Continued on next page...

Continued from previous page...

Mol	Chain	Residues	Atoms				AltConf
26	cb	1	Total	C	N	O	0
			43	33	4	6	
26	cb	1	Total	C	N	O	0
			43	33	4	6	
26	cc	1	Total	C	N	O	0
			43	33	4	6	
26	cd	1	Total	C	N	O	0
			43	33	4	6	
26	cd	1	Total	C	N	O	0
			43	33	4	6	
26	ce	1	Total	C	N	O	0
			43	33	4	6	
26	cf	1	Total	C	N	O	0
			43	33	4	6	
26	cg	1	Total	C	N	O	0
			43	33	4	6	
26	ch	1	Total	C	N	O	0
			43	33	4	6	
26	ch	1	Total	C	N	O	0
			43	33	4	6	
26	ci	1	Total	C	N	O	0
			43	33	4	6	
26	cj	1	Total	C	N	O	0
			43	33	4	6	
26	cj	1	Total	C	N	O	0
			43	33	4	6	
26	ck	1	Total	C	N	O	0
			43	33	4	6	
26	cl	1	Total	C	N	O	0
			43	33	4	6	
26	cl	1	Total	C	N	O	0
			43	33	4	6	
26	cm	1	Total	C	N	O	0
			43	33	4	6	
26	cm	1	Total	C	N	O	0
			43	33	4	6	
26	cn	1	Total	C	N	O	0
			43	33	4	6	
26	co	1	Total	C	N	O	0
			43	33	4	6	
26	cp	1	Total	C	N	O	0
			43	33	4	6	

Continued on next page...

Continued from previous page...

Mol	Chain	Residues	Atoms				AltConf
26	cp	1	Total	C	N	O	0
			43	33	4	6	
26	cq	1	Total	C	N	O	0
			43	33	4	6	
26	cq	1	Total	C	N	O	0
			43	33	4	6	
26	cr	1	Total	C	N	O	0
			43	33	4	6	
26	cr	1	Total	C	N	O	0
			43	33	4	6	
26	cs	1	Total	C	N	O	0
			43	33	4	6	
26	cs	1	Total	C	N	O	0
			43	33	4	6	
26	ct	1	Total	C	N	O	0
			43	33	4	6	
26	ct	1	Total	C	N	O	0
			43	33	4	6	
26	cu	1	Total	C	N	O	0
			43	33	4	6	
26	cu	1	Total	C	N	O	0
			43	33	4	6	
26	cv	1	Total	C	N	O	0
			43	33	4	6	
26	cv	1	Total	C	N	O	0
			43	33	4	6	
26	cw	1	Total	C	N	O	0
			43	33	4	6	
26	cw	1	Total	C	N	O	0
			43	33	4	6	
26	cx	1	Total	C	N	O	0
			43	33	4	6	
26	cx	1	Total	C	N	O	0
			43	33	4	6	
26	cy	1	Total	C	N	O	0
			43	33	4	6	
26	cy	1	Total	C	N	O	0
			43	33	4	6	
26	cz	1	Total	C	N	O	0
			43	33	4	6	
26	cz	1	Total	C	N	O	0
			43	33	4	6	

Continued on next page...

Continued from previous page...

Mol	Chain	Residues	Atoms				AltConf
26	cA	1	Total	C	N	O	0
			43	33	4	6	
26	cA	1	Total	C	N	O	0
			43	33	4	6	
26	cB	1	Total	C	N	O	0
			43	33	4	6	
26	cB	1	Total	C	N	O	0
			43	33	4	6	
26	cC	1	Total	C	N	O	0
			43	33	4	6	
26	cC	1	Total	C	N	O	0
			43	33	4	6	
26	cC	1	Total	C	N	O	0
			43	33	4	6	
26	cD	1	Total	C	N	O	0
			43	33	4	6	
26	cD	1	Total	C	N	O	0
			43	33	4	6	
26	cE	1	Total	C	N	O	0
			43	33	4	6	
26	cE	1	Total	C	N	O	0
			43	33	4	6	
26	cF	1	Total	C	N	O	0
			43	33	4	6	
26	cG	1	Total	C	N	O	0
			43	33	4	6	
26	cG	1	Total	C	N	O	0
			43	33	4	6	
26	cH	1	Total	C	N	O	0
			43	33	4	6	
26	cI	1	Total	C	N	O	0
			43	33	4	6	
26	cI	1	Total	C	N	O	0
			43	33	4	6	
26	cJ	1	Total	C	N	O	0
			43	33	4	6	
26	cJ	1	Total	C	N	O	0
			43	33	4	6	
26	cK	1	Total	C	N	O	0
			43	33	4	6	
26	cK	1	Total	C	N	O	0
			43	33	4	6	

Continued on next page...

Continued from previous page...

Mol	Chain	Residues	Atoms				AltConf
26	cL	1	Total	C	N	O	0
			43	33	4	6	
26	cL	1	Total	C	N	O	0
			43	33	4	6	
26	cM	1	Total	C	N	O	0
			43	33	4	6	
26	cM	1	Total	C	N	O	0
			43	33	4	6	
26	cN	1	Total	C	N	O	0
			43	33	4	6	
26	cO	1	Total	C	N	O	0
			43	33	4	6	
26	cO	1	Total	C	N	O	0
			43	33	4	6	
26	cP	1	Total	C	N	O	0
			43	33	4	6	
26	cP	1	Total	C	N	O	0
			43	33	4	6	
26	cQ	1	Total	C	N	O	0
			43	33	4	6	
26	cR	1	Total	C	N	O	0
			43	33	4	6	
26	cR	1	Total	C	N	O	0
			43	33	4	6	
26	cS	1	Total	C	N	O	0
			43	33	4	6	
26	cS	1	Total	C	N	O	0
			43	33	4	6	
26	cT	1	Total	C	N	O	0
			43	33	4	6	
26	cT	1	Total	C	N	O	0
			43	33	4	6	
26	cU	1	Total	C	N	O	0
			43	33	4	6	
26	cU	1	Total	C	N	O	0
			43	33	4	6	
26	cV	1	Total	C	N	O	0
			43	33	4	6	
26	cV	1	Total	C	N	O	0
			43	33	4	6	
26	cV	1	Total	C	N	O	0
			43	33	4	6	

Continued on next page...

Continued from previous page...

Mol	Chain	Residues	Atoms				AltConf
26	cW	1	Total	C	N	O	0
			43	33	4	6	
26	cW	1	Total	C	N	O	0
			43	33	4	6	
26	cX	1	Total	C	N	O	0
			43	33	4	6	
26	cX	1	Total	C	N	O	0
			43	33	4	6	
26	cY	1	Total	C	N	O	0
			43	33	4	6	
26	cY	1	Total	C	N	O	0
			43	33	4	6	
26	cZ	1	Total	C	N	O	0
			43	33	4	6	
26	cZ	1	Total	C	N	O	0
			43	33	4	6	
26	da	1	Total	C	N	O	0
			43	33	4	6	
26	da	1	Total	C	N	O	0
			43	33	4	6	
26	db	1	Total	C	N	O	0
			43	33	4	6	
26	db	1	Total	C	N	O	0
			43	33	4	6	
26	dc	1	Total	C	N	O	0
			43	33	4	6	
26	dc	1	Total	C	N	O	0
			43	33	4	6	
26	dc	1	Total	C	N	O	0
			43	33	4	6	
26	dd	1	Total	C	N	O	0
			43	33	4	6	
26	dd	1	Total	C	N	O	0
			43	33	4	6	
26	de	1	Total	C	N	O	0
			43	33	4	6	
26	de	1	Total	C	N	O	0
			43	33	4	6	
26	df	1	Total	C	N	O	0
			43	33	4	6	
26	df	1	Total	C	N	O	0
			43	33	4	6	

Continued on next page...

Continued from previous page...

Mol	Chain	Residues	Atoms				AltConf
26	dg	1	Total	C	N	O	0
			43	33	4	6	
26	dg	1	Total	C	N	O	0
			43	33	4	6	
26	dh	1	Total	C	N	O	0
			43	33	4	6	
26	dh	1	Total	C	N	O	0
			43	33	4	6	
26	di	1	Total	C	N	O	0
			43	33	4	6	
26	di	1	Total	C	N	O	0
			43	33	4	6	
26	dj	1	Total	C	N	O	0
			43	33	4	6	
26	dj	1	Total	C	N	O	0
			43	33	4	6	
26	dk	1	Total	C	N	O	0
			43	33	4	6	
26	dk	1	Total	C	N	O	0
			43	33	4	6	
26	dl	1	Total	C	N	O	0
			43	33	4	6	
26	dl	1	Total	C	N	O	0
			43	33	4	6	
26	dm	1	Total	C	N	O	0
			43	33	4	6	
26	dm	1	Total	C	N	O	0
			43	33	4	6	
26	dn	1	Total	C	N	O	0
			43	33	4	6	
26	dn	1	Total	C	N	O	0
			43	33	4	6	
26	do	1	Total	C	N	O	0
			43	33	4	6	
26	do	1	Total	C	N	O	0
			43	33	4	6	
26	dp	1	Total	C	N	O	0
			43	33	4	6	
26	dp	1	Total	C	N	O	0
			43	33	4	6	
26	dq	1	Total	C	N	O	0
			43	33	4	6	

Continued on next page...

Continued from previous page...

Mol	Chain	Residues	Atoms				AltConf
26	dq	1	Total	C	N	O	0
			43	33	4	6	
26	dr	1	Total	C	N	O	0
			43	33	4	6	
26	dr	1	Total	C	N	O	0
			43	33	4	6	
26	ds	1	Total	C	N	O	0
			43	33	4	6	
26	ds	1	Total	C	N	O	0
			43	33	4	6	
26	dt	1	Total	C	N	O	0
			43	33	4	6	
26	dt	1	Total	C	N	O	0
			43	33	4	6	
26	du	1	Total	C	N	O	0
			43	33	4	6	
26	du	1	Total	C	N	O	0
			43	33	4	6	
26	du	1	Total	C	N	O	0
			43	33	4	6	
26	dv	1	Total	C	N	O	0
			43	33	4	6	
26	dw	1	Total	C	N	O	0
			43	33	4	6	
26	dw	1	Total	C	N	O	0
			43	33	4	6	
26	dw	1	Total	C	N	O	0
			43	33	4	6	
26	dx	1	Total	C	N	O	0
			43	33	4	6	
26	dx	1	Total	C	N	O	0
			43	33	4	6	
26	dx	1	Total	C	N	O	0
			43	33	4	6	
26	dx	1	Total	C	N	O	0
			43	33	4	6	
26	dy	1	Total	C	N	O	0
			43	33	4	6	
26	dz	1	Total	C	N	O	0
			43	33	4	6	
26	dz	1	Total	C	N	O	0
			43	33	4	6	

Continued on next page...

Continued from previous page...

Mol	Chain	Residues	Atoms				AltConf
26	dA	1	Total	C	N	O	0
			43	33	4	6	
26	dA	1	Total	C	N	O	0
			43	33	4	6	
26	dB	1	Total	C	N	O	0
			43	33	4	6	
26	dC	1	Total	C	N	O	0
			43	33	4	6	
26	dC	1	Total	C	N	O	0
			43	33	4	6	
26	dD	1	Total	C	N	O	0
			43	33	4	6	
26	dD	1	Total	C	N	O	0
			43	33	4	6	
26	dE	1	Total	C	N	O	0
			43	33	4	6	
26	dF	1	Total	C	N	O	0
			43	33	4	6	
26	dF	1	Total	C	N	O	0
			43	33	4	6	
26	dG	1	Total	C	N	O	0
			43	33	4	6	
26	dG	1	Total	C	N	O	0
			43	33	4	6	
26	dH	1	Total	C	N	O	0
			43	33	4	6	
26	dH	1	Total	C	N	O	0
			43	33	4	6	
26	dI	1	Total	C	N	O	0
			43	33	4	6	
26	dI	1	Total	C	N	O	0
			43	33	4	6	
26	dJ	1	Total	C	N	O	0
			43	33	4	6	
26	dJ	1	Total	C	N	O	0
			43	33	4	6	
26	dK	1	Total	C	N	O	0
			43	33	4	6	
26	dK	1	Total	C	N	O	0
			43	33	4	6	
26	dL	1	Total	C	N	O	0
			43	33	4	6	

Continued on next page...

Continued from previous page...

Mol	Chain	Residues	Atoms				AltConf
26	dL	1	Total	C	N	O	0
			43	33	4	6	
26	dM	1	Total	C	N	O	0
			43	33	4	6	
26	dM	1	Total	C	N	O	0
			43	33	4	6	
26	dN	1	Total	C	N	O	0
			43	33	4	6	
26	dN	1	Total	C	N	O	0
			43	33	4	6	
26	dO	1	Total	C	N	O	0
			43	33	4	6	
26	dO	1	Total	C	N	O	0
			43	33	4	6	
26	dP	1	Total	C	N	O	0
			43	33	4	6	
26	dP	1	Total	C	N	O	0
			43	33	4	6	
26	dQ	1	Total	C	N	O	0
			43	33	4	6	
26	dQ	1	Total	C	N	O	0
			43	33	4	6	
26	dR	1	Total	C	N	O	0
			43	33	4	6	
26	dR	1	Total	C	N	O	0
			43	33	4	6	
26	dS	1	Total	C	N	O	0
			43	33	4	6	
26	dT	1	Total	C	N	O	0
			43	33	4	6	
26	dT	1	Total	C	N	O	0
			43	33	4	6	
26	dU	1	Total	C	N	O	0
			43	33	4	6	
26	dU	1	Total	C	N	O	0
			43	33	4	6	
26	dV	1	Total	C	N	O	0
			43	33	4	6	
26	dV	1	Total	C	N	O	0
			43	33	4	6	
26	dW	1	Total	C	N	O	0
			43	33	4	6	

Continued on next page...

Continued from previous page...

Mol	Chain	Residues	Atoms				AltConf
26	dW	1	Total	C	N	O	0
			43	33	4	6	
26	dX	1	Total	C	N	O	0
			43	33	4	6	
26	dX	1	Total	C	N	O	0
			43	33	4	6	
26	dY	1	Total	C	N	O	0
			43	33	4	6	
26	dY	1	Total	C	N	O	0
			43	33	4	6	
26	dZ	1	Total	C	N	O	0
			43	33	4	6	
26	dZ	1	Total	C	N	O	0
			43	33	4	6	
26	ea	1	Total	C	N	O	0
			43	33	4	6	
26	ea	1	Total	C	N	O	0
			43	33	4	6	
26	ea	1	Total	C	N	O	0
			43	33	4	6	
26	eb	1	Total	C	N	O	0
			43	33	4	6	
26	ec	1	Total	C	N	O	0
			43	33	4	6	
26	ec	1	Total	C	N	O	0
			43	33	4	6	
26	ed	1	Total	C	N	O	0
			43	33	4	6	
26	ed	1	Total	C	N	O	0
			43	33	4	6	
26	ee	1	Total	C	N	O	0
			43	33	4	6	
26	ee	1	Total	C	N	O	0
			43	33	4	6	
26	ef	1	Total	C	N	O	0
			43	33	4	6	
26	ef	1	Total	C	N	O	0
			43	33	4	6	
26	eg	1	Total	C	N	O	0
			43	33	4	6	
26	eg	1	Total	C	N	O	0
			43	33	4	6	

Continued on next page...

Continued from previous page...

Mol	Chain	Residues	Atoms				AltConf
26	eh	1	Total	C	N	O	0
			43	33	4	6	
26	eh	1	Total	C	N	O	0
			43	33	4	6	
26	ei	1	Total	C	N	O	0
			43	33	4	6	
26	ei	1	Total	C	N	O	0
			43	33	4	6	
26	ej	1	Total	C	N	O	0
			43	33	4	6	
26	ej	1	Total	C	N	O	0
			43	33	4	6	
26	ek	1	Total	C	N	O	0
			43	33	4	6	
26	ek	1	Total	C	N	O	0
			43	33	4	6	
26	el	1	Total	C	N	O	0
			43	33	4	6	
26	el	1	Total	C	N	O	0
			43	33	4	6	
26	em	1	Total	C	N	O	0
			43	33	4	6	
26	em	1	Total	C	N	O	0
			43	33	4	6	
26	en	1	Total	C	N	O	0
			43	33	4	6	
26	en	1	Total	C	N	O	0
			43	33	4	6	
26	eo	1	Total	C	N	O	0
			43	33	4	6	
26	eo	1	Total	C	N	O	0
			43	33	4	6	
26	ep	1	Total	C	N	O	0
			43	33	4	6	
26	ep	1	Total	C	N	O	0
			43	33	4	6	
26	eq	1	Total	C	N	O	0
			43	33	4	6	
26	eq	1	Total	C	N	O	0
			43	33	4	6	
26	er	1	Total	C	N	O	0
			43	33	4	6	

Continued on next page...

Continued from previous page...

Mol	Chain	Residues	Atoms				AltConf
26	er	1	Total	C	N	O	0
			43	33	4	6	
26	es	1	Total	C	N	O	0
			43	33	4	6	
26	es	1	Total	C	N	O	0
			43	33	4	6	
26	et	1	Total	C	N	O	0
			43	33	4	6	
26	et	1	Total	C	N	O	0
			43	33	4	6	
26	eu	1	Total	C	N	O	0
			43	33	4	6	
26	eu	1	Total	C	N	O	0
			43	33	4	6	
26	ev	1	Total	C	N	O	0
			43	33	4	6	
26	ev	1	Total	C	N	O	0
			43	33	4	6	
26	ew	1	Total	C	N	O	0
			43	33	4	6	
26	ey	1	Total	C	N	O	0
			43	33	4	6	
26	ey	1	Total	C	N	O	0
			43	33	4	6	
26	ey	1	Total	C	N	O	0
			43	33	4	6	
26	ez	1	Total	C	N	O	0
			43	33	4	6	
26	ez	1	Total	C	N	O	0
			43	33	4	6	
26	ez	1	Total	C	N	O	0
			43	33	4	6	
26	eA	1	Total	C	N	O	0
			43	33	4	6	
26	eA	1	Total	C	N	O	0
			43	33	4	6	
26	eB	1	Total	C	N	O	0
			43	33	4	6	
26	eB	1	Total	C	N	O	0
			43	33	4	6	
26	eB	1	Total	C	N	O	0
			43	33	4	6	

Continued on next page...

Continued from previous page...

Mol	Chain	Residues	Atoms				AltConf
26	eC	1	Total	C	N	O	0
			43	33	4	6	
26	eC	1	Total	C	N	O	0
			43	33	4	6	
26	eD	1	Total	C	N	O	0
			43	33	4	6	
26	eD	1	Total	C	N	O	0
			43	33	4	6	
26	eE	1	Total	C	N	O	0
			43	33	4	6	
26	eE	1	Total	C	N	O	0
			43	33	4	6	
26	eF	1	Total	C	N	O	0
			43	33	4	6	
26	eF	1	Total	C	N	O	0
			43	33	4	6	
26	eG	1	Total	C	N	O	0
			43	33	4	6	
26	eG	1	Total	C	N	O	0
			43	33	4	6	
26	eH	1	Total	C	N	O	0
			43	33	4	6	
26	eH	1	Total	C	N	O	0
			43	33	4	6	
26	eI	1	Total	C	N	O	0
			43	33	4	6	
26	eI	1	Total	C	N	O	0
			43	33	4	6	
26	eJ	1	Total	C	N	O	0
			43	33	4	6	
26	eJ	1	Total	C	N	O	0
			43	33	4	6	
26	eK	1	Total	C	N	O	0
			43	33	4	6	
26	eK	1	Total	C	N	O	0
			43	33	4	6	
26	eL	1	Total	C	N	O	0
			43	33	4	6	
26	eL	1	Total	C	N	O	0
			43	33	4	6	
26	eM	1	Total	C	N	O	0
			43	33	4	6	

Continued on next page...

Continued from previous page...

Mol	Chain	Residues	Atoms				AltConf
26	eM	1	Total	C	N	O	0
			43	33	4	6	
26	eN	1	Total	C	N	O	0
			43	33	4	6	
26	eN	1	Total	C	N	O	0
			43	33	4	6	
26	eO	1	Total	C	N	O	0
			43	33	4	6	
26	eO	1	Total	C	N	O	0
			43	33	4	6	
26	eP	1	Total	C	N	O	0
			43	33	4	6	
26	eP	1	Total	C	N	O	0
			43	33	4	6	
26	eP	1	Total	C	N	O	0
			43	33	4	6	
26	eQ	1	Total	C	N	O	0
			43	33	4	6	
26	eQ	1	Total	C	N	O	0
			43	33	4	6	
26	eR	1	Total	C	N	O	0
			43	33	4	6	
26	eR	1	Total	C	N	O	0
			43	33	4	6	
26	eS	1	Total	C	N	O	0
			43	33	4	6	
26	eS	1	Total	C	N	O	0
			43	33	4	6	
26	eT	1	Total	C	N	O	0
			43	33	4	6	
26	eT	1	Total	C	N	O	0
			43	33	4	6	
26	eU	1	Total	C	N	O	0
			43	33	4	6	
26	eU	1	Total	C	N	O	0
			43	33	4	6	
26	eV	1	Total	C	N	O	0
			43	33	4	6	
26	eV	1	Total	C	N	O	0
			43	33	4	6	
26	eW	1	Total	C	N	O	0
			43	33	4	6	

Continued on next page...

Continued from previous page...

Mol	Chain	Residues	Atoms				AltConf
26	eW	1	Total	C	N	O	0
			43	33	4	6	
26	eX	1	Total	C	N	O	0
			43	33	4	6	
26	eY	1	Total	C	N	O	0
			43	33	4	6	
26	eY	1	Total	C	N	O	0
			43	33	4	6	
26	eZ	1	Total	C	N	O	0
			43	33	4	6	
26	la	1	Total	C	N	O	0
			43	33	4	6	
26	la	1	Total	C	N	O	0
			43	33	4	6	
26	lb	1	Total	C	N	O	0
			43	33	4	6	
26	lb	1	Total	C	N	O	0
			43	33	4	6	
26	lc	1	Total	C	N	O	0
			43	33	4	6	
26	lc	1	Total	C	N	O	0
			43	33	4	6	
26	ld	1	Total	C	N	O	0
			43	33	4	6	
26	ld	1	Total	C	N	O	0
			43	33	4	6	
26	le	1	Total	C	N	O	0
			43	33	4	6	
26	le	1	Total	C	N	O	0
			43	33	4	6	
26	lf	1	Total	C	N	O	0
			43	33	4	6	
26	lf	1	Total	C	N	O	0
			43	33	4	6	
26	lg	1	Total	C	N	O	0
			43	33	4	6	
26	lg	1	Total	C	N	O	0
			43	33	4	6	
26	lh	1	Total	C	N	O	0
			43	33	4	6	
26	lh	1	Total	C	N	O	0
			43	33	4	6	

Continued on next page...

Continued from previous page...

Mol	Chain	Residues	Atoms				AltConf
26	li	1	Total	C	N	O	0
			43	33	4	6	
26	li	1	Total	C	N	O	0
			43	33	4	6	
26	li	1	Total	C	N	O	0
			43	33	4	6	
26	lj	1	Total	C	N	O	0
			43	33	4	6	
26	lk	1	Total	C	N	O	0
			43	33	4	6	
26	lk	1	Total	C	N	O	0
			43	33	4	6	
26	ll	1	Total	C	N	O	0
			43	33	4	6	
26	ll	1	Total	C	N	O	0
			43	33	4	6	
26	lm	1	Total	C	N	O	0
			43	33	4	6	
26	lm	1	Total	C	N	O	0
			43	33	4	6	
26	ln	1	Total	C	N	O	0
			43	33	4	6	
26	ln	1	Total	C	N	O	0
			43	33	4	6	
26	lo	1	Total	C	N	O	0
			43	33	4	6	
26	lo	1	Total	C	N	O	0
			43	33	4	6	
26	lo	1	Total	C	N	O	0
			43	33	4	6	
26	lp	1	Total	C	N	O	0
			43	33	4	6	
26	lp	1	Total	C	N	O	0
			43	33	4	6	
26	lq	1	Total	C	N	O	0
			43	33	4	6	
26	lq	1	Total	C	N	O	0
			43	33	4	6	
26	lq	1	Total	C	N	O	0
			43	33	4	6	
26	lr	1	Total	C	N	O	0
			43	33	4	6	

Continued on next page...

Continued from previous page...

Mol	Chain	Residues	Atoms				AltConf
26	lr	1	Total	C	N	O	0
			43	33	4	6	
26	ls	1	Total	C	N	O	0
			43	33	4	6	
26	ls	1	Total	C	N	O	0
			43	33	4	6	
26	lt	1	Total	C	N	O	0
			43	33	4	6	
26	lt	1	Total	C	N	O	0
			43	33	4	6	
26	lu	1	Total	C	N	O	0
			43	33	4	6	
26	lu	1	Total	C	N	O	0
			43	33	4	6	
26	lv	1	Total	C	N	O	0
			43	33	4	6	
26	lw	1	Total	C	N	O	0
			43	33	4	6	
26	lw	1	Total	C	N	O	0
			43	33	4	6	
26	lw	1	Total	C	N	O	0
			43	33	4	6	
26	ly	1	Total	C	N	O	0
			43	33	4	6	
26	ly	1	Total	C	N	O	0
			43	33	4	6	
26	ly	1	Total	C	N	O	0
			43	33	4	6	
26	lz	1	Total	C	N	O	0
			43	33	4	6	
26	lz	1	Total	C	N	O	0
			43	33	4	6	
26	fa	1	Total	C	N	O	0
			43	33	4	6	
26	fb	1	Total	C	N	O	0
			43	33	4	6	
26	fb	1	Total	C	N	O	0
			43	33	4	6	
26	fc	1	Total	C	N	O	0
			43	33	4	6	
26	fc	1	Total	C	N	O	0
			43	33	4	6	

Continued on next page...

Continued from previous page...

Mol	Chain	Residues	Atoms				AltConf
26	fd	1	Total	C	N	O	0
			43	33	4	6	
26	fd	1	Total	C	N	O	0
			43	33	4	6	
26	fd	1	Total	C	N	O	0
			43	33	4	6	
26	fe	1	Total	C	N	O	0
			43	33	4	6	
26	fe	1	Total	C	N	O	0
			43	33	4	6	
26	ff	1	Total	C	N	O	0
			43	33	4	6	
26	ff	1	Total	C	N	O	0
			43	33	4	6	
26	ff	1	Total	C	N	O	0
			43	33	4	6	
26	fg	1	Total	C	N	O	0
			43	33	4	6	
26	fg	1	Total	C	N	O	0
			43	33	4	6	
26	fh	1	Total	C	N	O	0
			43	33	4	6	
26	fh	1	Total	C	N	O	0
			43	33	4	6	
26	fi	1	Total	C	N	O	0
			43	33	4	6	
26	fi	1	Total	C	N	O	0
			43	33	4	6	
26	fj	1	Total	C	N	O	0
			43	33	4	6	
26	fj	1	Total	C	N	O	0
			43	33	4	6	
26	fk	1	Total	C	N	O	0
			43	33	4	6	
26	fk	1	Total	C	N	O	0
			43	33	4	6	
26	fl	1	Total	C	N	O	0
			43	33	4	6	
26	fl	1	Total	C	N	O	0
			43	33	4	6	
26	fm	1	Total	C	N	O	0
			43	33	4	6	

Continued on next page...

Continued from previous page...

Mol	Chain	Residues	Atoms				AltConf
26	fm	1	Total	C	N	O	0
			43	33	4	6	
26	fn	1	Total	C	N	O	0
			43	33	4	6	
26	fn	1	Total	C	N	O	0
			43	33	4	6	
26	fo	1	Total	C	N	O	0
			43	33	4	6	
26	fo	1	Total	C	N	O	0
			43	33	4	6	
26	fp	1	Total	C	N	O	0
			43	33	4	6	
26	fp	1	Total	C	N	O	0
			43	33	4	6	
26	fq	1	Total	C	N	O	0
			43	33	4	6	
26	fq	1	Total	C	N	O	0
			43	33	4	6	
26	fr	1	Total	C	N	O	0
			43	33	4	6	
26	fr	1	Total	C	N	O	0
			43	33	4	6	
26	fs	1	Total	C	N	O	0
			43	33	4	6	
26	fs	1	Total	C	N	O	0
			43	33	4	6	
26	ft	1	Total	C	N	O	0
			43	33	4	6	
26	ft	1	Total	C	N	O	0
			43	33	4	6	
26	fu	1	Total	C	N	O	0
			43	33	4	6	
26	fv	1	Total	C	N	O	0
			43	33	4	6	
26	fv	1	Total	C	N	O	0
			43	33	4	6	
26	fw	1	Total	C	N	O	0
			43	33	4	6	
26	fw	1	Total	C	N	O	0
			43	33	4	6	
26	fx	1	Total	C	N	O	0
			43	33	4	6	

Continued on next page...

Continued from previous page...

Mol	Chain	Residues	Atoms				AltConf
26	fx	1	Total	C	N	O	0
			43	33	4	6	
26	fy	1	Total	C	N	O	0
			43	33	4	6	
26	fz	1	Total	C	N	O	0
			43	33	4	6	
26	ga	1	Total	C	N	O	0
			43	33	4	6	
26	ga	1	Total	C	N	O	0
			43	33	4	6	
26	gb	1	Total	C	N	O	0
			43	33	4	6	
26	gb	1	Total	C	N	O	0
			43	33	4	6	
26	gc	1	Total	C	N	O	0
			43	33	4	6	
26	gc	1	Total	C	N	O	0
			43	33	4	6	
26	gd	1	Total	C	N	O	0
			43	33	4	6	
26	ge	1	Total	C	N	O	0
			43	33	4	6	
26	ge	1	Total	C	N	O	0
			43	33	4	6	
26	gf	1	Total	C	N	O	0
			43	33	4	6	
26	gf	1	Total	C	N	O	0
			43	33	4	6	
26	gg	1	Total	C	N	O	0
			43	33	4	6	
26	gg	1	Total	C	N	O	0
			43	33	4	6	
26	gh	1	Total	C	N	O	0
			43	33	4	6	
26	gh	1	Total	C	N	O	0
			43	33	4	6	
26	gi	1	Total	C	N	O	0
			43	33	4	6	
26	gi	1	Total	C	N	O	0
			43	33	4	6	
26	gj	1	Total	C	N	O	0
			43	33	4	6	

Continued on next page...

Continued from previous page...

Mol	Chain	Residues	Atoms				AltConf
26	gj	1	Total	C	N	O	0
			43	33	4	6	
26	gk	1	Total	C	N	O	0
			43	33	4	6	
26	gk	1	Total	C	N	O	0
			43	33	4	6	
26	gl	1	Total	C	N	O	0
			43	33	4	6	
26	gl	1	Total	C	N	O	0
			43	33	4	6	
26	gm	1	Total	C	N	O	0
			43	33	4	6	
26	gm	1	Total	C	N	O	0
			43	33	4	6	
26	gn	1	Total	C	N	O	0
			43	33	4	6	
26	gn	1	Total	C	N	O	0
			43	33	4	6	
26	go	1	Total	C	N	O	0
			43	33	4	6	
26	go	1	Total	C	N	O	0
			43	33	4	6	
26	gp	1	Total	C	N	O	0
			43	33	4	6	
26	gp	1	Total	C	N	O	0
			43	33	4	6	
26	gq	1	Total	C	N	O	0
			43	33	4	6	
26	gq	1	Total	C	N	O	0
			43	33	4	6	
26	gr	1	Total	C	N	O	0
			43	33	4	6	
26	gs	1	Total	C	N	O	0
			43	33	4	6	
26	gs	1	Total	C	N	O	0
			43	33	4	6	
26	gt	1	Total	C	N	O	0
			43	33	4	6	
26	gt	1	Total	C	N	O	0
			43	33	4	6	
26	gu	1	Total	C	N	O	0
			43	33	4	6	

Continued on next page...

Continued from previous page...

Mol	Chain	Residues	Atoms				AltConf
26	gu	1	Total	C	N	O	0
			43	33	4	6	
26	gv	1	Total	C	N	O	0
			43	33	4	6	
26	gv	1	Total	C	N	O	0
			43	33	4	6	
26	gw	1	Total	C	N	O	0
			43	33	4	6	
26	gw	1	Total	C	N	O	0
			43	33	4	6	
26	gx	1	Total	C	N	O	0
			43	33	4	6	
26	gx	1	Total	C	N	O	0
			43	33	4	6	
26	gy	1	Total	C	N	O	0
			43	33	4	6	
26	gy	1	Total	C	N	O	0
			43	33	4	6	
26	gy	1	Total	C	N	O	0
			43	33	4	6	
26	gz	1	Total	C	N	O	0
			43	33	4	6	
26	gz	1	Total	C	N	O	0
			43	33	4	6	
26	gz	1	Total	C	N	O	0
			43	33	4	6	
26	hA	1	Total	C	N	O	0
			43	33	4	6	
26	hA	1	Total	C	N	O	0
			43	33	4	6	
26	hB	1	Total	C	N	O	0
			43	33	4	6	
26	hB	1	Total	C	N	O	0
			43	33	4	6	
26	hC	1	Total	C	N	O	0
			43	33	4	6	
26	hC	1	Total	C	N	O	0
			43	33	4	6	
26	hD	1	Total	C	N	O	0
			43	33	4	6	
26	hD	1	Total	C	N	O	0
			43	33	4	6	

Continued on next page...

Continued from previous page...

Mol	Chain	Residues	Atoms				AltConf
26	hE	1	Total	C	N	O	0
			43	33	4	6	
26	hE	1	Total	C	N	O	0
			43	33	4	6	
26	hF	1	Total	C	N	O	0
			43	33	4	6	
26	hF	1	Total	C	N	O	0
			43	33	4	6	
26	hG	1	Total	C	N	O	0
			43	33	4	6	
26	hH	1	Total	C	N	O	0
			43	33	4	6	
26	hH	1	Total	C	N	O	0
			43	33	4	6	
26	hI	1	Total	C	N	O	0
			43	33	4	6	
26	hI	1	Total	C	N	O	0
			43	33	4	6	
26	hJ	1	Total	C	N	O	0
			43	33	4	6	
26	hJ	1	Total	C	N	O	0
			43	33	4	6	
26	hK	1	Total	C	N	O	0
			43	33	4	6	
26	hK	1	Total	C	N	O	0
			43	33	4	6	
26	hL	1	Total	C	N	O	0
			43	33	4	6	
26	hL	1	Total	C	N	O	0
			43	33	4	6	
26	hM	1	Total	C	N	O	0
			43	33	4	6	
26	hM	1	Total	C	N	O	0
			43	33	4	6	
26	hN	1	Total	C	N	O	0
			43	33	4	6	
26	hN	1	Total	C	N	O	0
			43	33	4	6	
26	hO	1	Total	C	N	O	0
			43	33	4	6	
26	hO	1	Total	C	N	O	0
			43	33	4	6	

Continued on next page...

Continued from previous page...

Mol	Chain	Residues	Atoms				AltConf
26	hP	1	Total	C	N	O	0
			43	33	4	6	
26	hP	1	Total	C	N	O	0
			43	33	4	6	
26	hQ	1	Total	C	N	O	0
			43	33	4	6	
26	hQ	1	Total	C	N	O	0
			43	33	4	6	
26	hR	1	Total	C	N	O	0
			43	33	4	6	
26	hR	1	Total	C	N	O	0
			43	33	4	6	
26	hS	1	Total	C	N	O	0
			43	33	4	6	
26	hS	1	Total	C	N	O	0
			43	33	4	6	
26	hT	1	Total	C	N	O	0
			43	33	4	6	
26	hT	1	Total	C	N	O	0
			43	33	4	6	
26	hT	1	Total	C	N	O	0
			43	33	4	6	
26	hU	1	Total	C	N	O	0
			43	33	4	6	
26	hV	1	Total	C	N	O	0
			43	33	4	6	
26	hV	1	Total	C	N	O	0
			43	33	4	6	
26	hW	1	Total	C	N	O	0
			43	33	4	6	
26	hW	1	Total	C	N	O	0
			43	33	4	6	
26	hX	1	Total	C	N	O	0
			43	33	4	6	
26	hX	1	Total	C	N	O	0
			43	33	4	6	
26	hY	1	Total	C	N	O	0
			43	33	4	6	
26	hY	1	Total	C	N	O	0
			43	33	4	6	
26	hY	1	Total	C	N	O	0
			43	33	4	6	

Continued on next page...

Continued from previous page...

Mol	Chain	Residues	Atoms				AltConf
26	hZ	1	Total	C	N	O	0
			43	33	4	6	
26	hZ	1	Total	C	N	O	0
			43	33	4	6	
26	iA	1	Total	C	N	O	0
			43	33	4	6	
26	iA	1	Total	C	N	O	0
			43	33	4	6	
26	iB	1	Total	C	N	O	0
			43	33	4	6	
26	iB	1	Total	C	N	O	0
			43	33	4	6	
26	iC	1	Total	C	N	O	0
			43	33	4	6	
26	iC	1	Total	C	N	O	0
			43	33	4	6	
26	iD	1	Total	C	N	O	0
			43	33	4	6	
26	iD	1	Total	C	N	O	0
			43	33	4	6	
26	iE	1	Total	C	N	O	0
			43	33	4	6	
26	iE	1	Total	C	N	O	0
			43	33	4	6	
26	iF	1	Total	C	N	O	0
			43	33	4	6	
26	iF	1	Total	C	N	O	0
			43	33	4	6	
26	iG	1	Total	C	N	O	0
			43	33	4	6	
26	iH	1	Total	C	N	O	0
			43	33	4	6	
26	jI	1	Total	C	N	O	0
			43	33	4	6	
26	jI	1	Total	C	N	O	0
			43	33	4	6	
26	jJ	1	Total	C	N	O	0
			43	33	4	6	
26	jJ	1	Total	C	N	O	0
			43	33	4	6	
26	jK	1	Total	C	N	O	0
			43	33	4	6	

Continued on next page...

Continued from previous page...

Mol	Chain	Residues	Atoms				AltConf
26	jK	1	Total	C	N	O	0
			43	33	4	6	
26	jL	1	Total	C	N	O	0
			43	33	4	6	
26	jL	1	Total	C	N	O	0
			43	33	4	6	
26	jM	1	Total	C	N	O	0
			43	33	4	6	
26	jM	1	Total	C	N	O	0
			43	33	4	6	
26	jN	1	Total	C	N	O	0
			43	33	4	6	
26	jN	1	Total	C	N	O	0
			43	33	4	6	
26	jO	1	Total	C	N	O	0
			43	33	4	6	
26	jO	1	Total	C	N	O	0
			43	33	4	6	
26	jP	1	Total	C	N	O	0
			43	33	4	6	
26	jP	1	Total	C	N	O	0
			43	33	4	6	
26	kQ	1	Total	C	N	O	0
			43	33	4	6	
26	kQ	1	Total	C	N	O	0
			43	33	4	6	
26	kR	1	Total	C	N	O	0
			43	33	4	6	
26	kR	1	Total	C	N	O	0
			43	33	4	6	
26	kS	1	Total	C	N	O	0
			43	33	4	6	
26	kS	1	Total	C	N	O	0
			43	33	4	6	
26	kT	1	Total	C	N	O	0
			43	33	4	6	
26	kT	1	Total	C	N	O	0
			43	33	4	6	
26	kU	1	Total	C	N	O	0
			43	33	4	6	
26	kU	1	Total	C	N	O	0
			43	33	4	6	

Continued on next page...

Continued from previous page...

Mol	Chain	Residues	Atoms				AltConf
26	kV	1	Total	C	N	O	0
			43	33	4	6	
26	kV	1	Total	C	N	O	0
			43	33	4	6	
26	kW	1	Total	C	N	O	0
			43	33	4	6	
26	kW	1	Total	C	N	O	0
			43	33	4	6	
26	kX	1	Total	C	N	O	0
			43	33	4	6	
26	kX	1	Total	C	N	O	0
			43	33	4	6	

- Molecule 27 is PHYCOCYANOBILIN (CCD ID: CYC) (formula: $C_{33}H_{40}N_4O_6$).

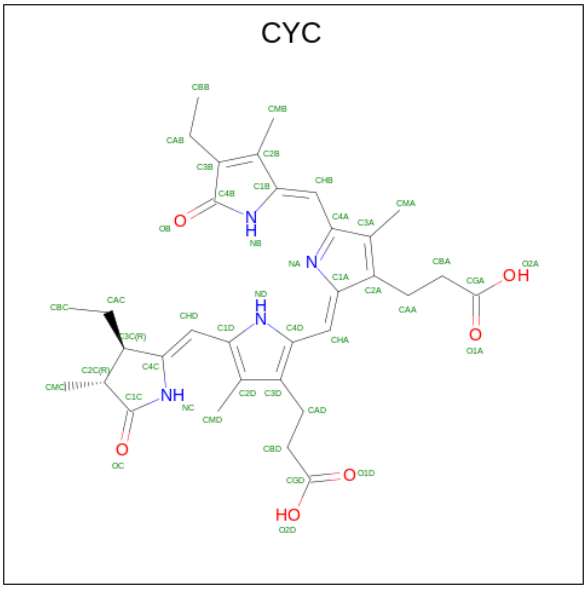

Mol	Chain	Residues	Atoms				AltConf
27	G1	1	Total	C	N	O	0
			43	33	4	6	
27	H1	1	Total	C	N	O	0
			43	33	4	6	
27	I1	1	Total	C	N	O	0
			43	33	4	6	
27	J1	1	Total	C	N	O	0
			43	33	4	6	
27	K1	1	Total	C	N	O	0
			43	33	4	6	

Continued on next page...

Continued from previous page...

Mol	Chain	Residues	Atoms				AltConf
27	L1	1	Total	C	N	O	0
			43	33	4	6	
27	M1	1	Total	C	N	O	0
			43	33	4	6	
27	N1	1	Total	C	N	O	0
			43	33	4	6	
27	O1	1	Total	C	N	O	0
			43	33	4	6	
27	P1	1	Total	C	N	O	0
			43	33	4	6	
27	Q1	1	Total	C	N	O	0
			43	33	4	6	
27	R1	1	Total	C	N	O	0
			43	33	4	6	
27	S1	1	Total	C	N	O	0
			43	33	4	6	
27	S1	1	Total	C	N	O	0
			43	33	4	6	
27	U1	1	Total	C	N	O	0
			43	33	4	6	
27	V1	1	Total	C	N	O	0
			43	33	4	6	
27	W1	1	Total	C	N	O	0
			43	33	4	6	
27	X1	1	Total	C	N	O	0
			43	33	4	6	
27	Y1	1	Total	C	N	O	0
			43	33	4	6	
27	Z1	1	Total	C	N	O	0
			43	33	4	6	
27	a1	1	Total	C	N	O	0
			43	33	4	6	
27	b1	1	Total	C	N	O	0
			43	33	4	6	
27	c1	1	Total	C	N	O	0
			43	33	4	6	
27	d1	1	Total	C	N	O	0
			43	33	4	6	
27	e1	1	Total	C	N	O	0
			43	33	4	6	
27	f1	1	Total	C	N	O	0
			43	33	4	6	

Continued on next page...

Continued from previous page...

Mol	Chain	Residues	Atoms				AltConf
27	g1	1	Total	C	N	O	0
			43	33	4	6	
27	h1	1	Total	C	N	O	0
			43	33	4	6	
27	i1	1	Total	C	N	O	0
			43	33	4	6	
27	j1	1	Total	C	N	O	0
			43	33	4	6	
27	k1	1	Total	C	N	O	0
			43	33	4	6	
27	l1	1	Total	C	N	O	0
			43	33	4	6	
27	m1	1	Total	C	N	O	0
			43	33	4	6	
27	n1	1	Total	C	N	O	0
			43	33	4	6	
27	o1	1	Total	C	N	O	0
			43	33	4	6	
27	p1	1	Total	C	N	O	0
			43	33	4	6	
27	q1	1	Total	C	N	O	0
			43	33	4	6	
27	r1	1	Total	C	N	O	0
			43	33	4	6	
27	s1	1	Total	C	N	O	0
			43	33	4	6	
27	t1	1	Total	C	N	O	0
			43	33	4	6	
27	u1	1	Total	C	N	O	0
			43	33	4	6	
27	v1	1	Total	C	N	O	0
			43	33	4	6	
27	w1	1	Total	C	N	O	0
			43	33	4	6	
27	y1	1	Total	C	N	O	0
			43	33	4	6	
27	z1	1	Total	C	N	O	0
			43	33	4	6	
27	a2	1	Total	C	N	O	0
			43	33	4	6	
27	a2	1	Total	C	N	O	0
			43	33	4	6	

Continued on next page...

Continued from previous page...

Mol	Chain	Residues	Atoms				AltConf
27	b2	1	Total	C	N	O	0
			43	33	4	6	

- Molecule 28 is PHYCOUROBILIN (CCD ID: PUB) (formula: $C_{33}H_{42}N_4O_6$).

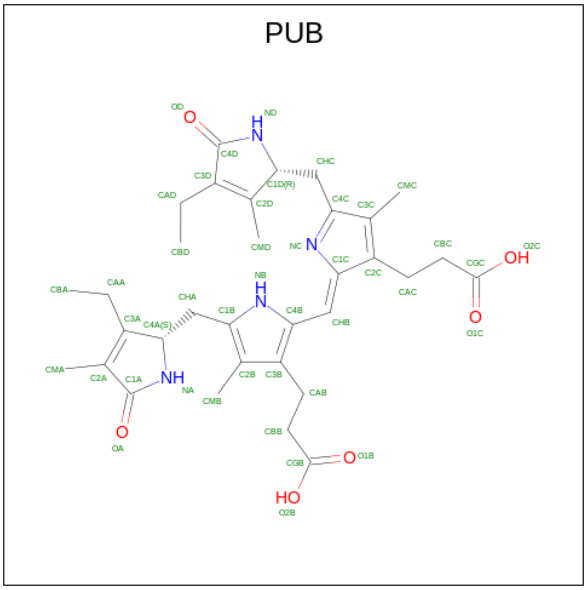

Mol	Chain	Residues	Atoms				AltConf
28	f2	1	Total	C	N	O	0
			43	33	4	6	
28	h2	1	Total	C	N	O	0
			43	33	4	6	
28	j2	1	Total	C	N	O	0
			43	33	4	6	
28	l2	1	Total	C	N	O	0
			43	33	4	6	
28	n2	1	Total	C	N	O	0
			43	33	4	6	
28	p2	1	Total	C	N	O	0
			43	33	4	6	
28	r2	1	Total	C	N	O	0
			43	33	4	6	
28	t2	1	Total	C	N	O	0
			43	33	4	6	
28	v2	1	Total	C	N	O	0
			43	33	4	6	
28	x2	1	Total	C	N	O	0
			43	33	4	6	

Continued on next page...

Continued from previous page...

Mol	Chain	Residues	Atoms				AltConf
28	z2	1	Total	C	N	O	0
			43	33	4	6	
28	A2	1	Total	C	N	O	0
			43	33	4	6	
28	A2	1	Total	C	N	O	0
			43	33	4	6	
28	C2	1	Total	C	N	O	0
			43	33	4	6	
28	C2	1	Total	C	N	O	0
			43	33	4	6	
28	D2	1	Total	C	N	O	0
			43	33	4	6	
28	D2	1	Total	C	N	O	0
			43	33	4	6	
28	F2	1	Total	C	N	O	0
			43	33	4	6	
28	H2	1	Total	C	N	O	0
			43	33	4	6	
28	J2	1	Total	C	N	O	0
			43	33	4	6	
28	L2	1	Total	C	N	O	0
			43	33	4	6	
28	N2	1	Total	C	N	O	0
			43	33	4	6	
28	P2	1	Total	C	N	O	0
			43	33	4	6	
28	R2	1	Total	C	N	O	0
			43	33	4	6	
28	T2	1	Total	C	N	O	0
			43	33	4	6	
28	V2	1	Total	C	N	O	0
			43	33	4	6	
28	X2	1	Total	C	N	O	0
			43	33	4	6	
28	Z2	1	Total	C	N	O	0
			43	33	4	6	
28	B3	1	Total	C	N	O	0
			43	33	4	6	
28	D3	1	Total	C	N	O	0
			43	33	4	6	
28	F3	1	Total	C	N	O	0
			43	33	4	6	

Continued on next page...

Continued from previous page...

Mol	Chain	Residues	Atoms				AltConf
28	H3	1	Total	C	N	O	0
			43	33	4	6	
28	J3	1	Total	C	N	O	0
			43	33	4	6	
28	L3	1	Total	C	N	O	0
			43	33	4	6	
28	N3	1	Total	C	N	O	0
			43	33	4	6	
28	P3	1	Total	C	N	O	0
			43	33	4	6	
28	R3	1	Total	C	N	O	0
			43	33	4	6	
28	T3	1	Total	C	N	O	0
			43	33	4	6	
28	V3	1	Total	C	N	O	0
			43	33	4	6	
28	X3	1	Total	C	N	O	0
			43	33	4	6	
28	Z3	1	Total	C	N	O	0
			43	33	4	6	
28	a3	1	Total	C	N	O	0
			43	33	4	6	
28	a3	1	Total	C	N	O	0
			43	33	4	6	
28	c3	1	Total	C	N	O	0
			43	33	4	6	
28	c3	1	Total	C	N	O	0
			43	33	4	6	
28	d3	1	Total	C	N	O	0
			43	33	4	6	
28	d3	1	Total	C	N	O	0
			43	33	4	6	
28	f3	1	Total	C	N	O	0
			43	33	4	6	
28	h3	1	Total	C	N	O	0
			43	33	4	6	
28	j3	1	Total	C	N	O	0
			43	33	4	6	
28	l3	1	Total	C	N	O	0
			43	33	4	6	
28	n3	1	Total	C	N	O	0
			43	33	4	6	

Continued on next page...

Continued from previous page...

Mol	Chain	Residues	Atoms				AltConf
28	p3	1	Total	C	N	O	0
			43	33	4	6	
28	r3	1	Total	C	N	O	0
			43	33	4	6	
28	t3	1	Total	C	N	O	0
			43	33	4	6	
28	v3	1	Total	C	N	O	0
			43	33	4	6	
28	x3	1	Total	C	N	O	0
			43	33	4	6	
28	z3	1	Total	C	N	O	0
			43	33	4	6	
28	B4	1	Total	C	N	O	0
			43	33	4	6	
28	D4	1	Total	C	N	O	0
			43	33	4	6	
28	F4	1	Total	C	N	O	0
			43	33	4	6	
28	H4	1	Total	C	N	O	0
			43	33	4	6	
28	J4	1	Total	C	N	O	0
			43	33	4	6	
28	L4	1	Total	C	N	O	0
			43	33	4	6	
28	N4	1	Total	C	N	O	0
			43	33	4	6	
28	P4	1	Total	C	N	O	0
			43	33	4	6	
28	R4	1	Total	C	N	O	0
			43	33	4	6	
28	T4	1	Total	C	N	O	0
			43	33	4	6	
28	V4	1	Total	C	N	O	0
			43	33	4	6	
28	X4	1	Total	C	N	O	0
			43	33	4	6	
28	Z4	1	Total	C	N	O	0
			43	33	4	6	
28	34	1	Total	C	N	O	0
			43	33	4	6	
28	34	1	Total	C	N	O	0
			43	33	4	6	

Continued on next page...

Continued from previous page...

Mol	Chain	Residues	Atoms				AltConf
28	44	1	Total	C	N	O	0
			43	33	4	6	
28	44	1	Total	C	N	O	0
			43	33	4	6	
28	n4	1	Total	C	N	O	0
			43	33	4	6	
28	p4	1	Total	C	N	O	0
			43	33	4	6	
28	r4	1	Total	C	N	O	0
			43	33	4	6	
28	t4	1	Total	C	N	O	0
			43	33	4	6	
28	v4	1	Total	C	N	O	0
			43	33	4	6	
28	x4	1	Total	C	N	O	0
			43	33	4	6	
28	z4	1	Total	C	N	O	0
			43	33	4	6	
28	B5	1	Total	C	N	O	0
			43	33	4	6	
28	D5	1	Total	C	N	O	0
			43	33	4	6	
28	F5	1	Total	C	N	O	0
			43	33	4	6	
28	H5	1	Total	C	N	O	0
			43	33	4	6	
28	J5	1	Total	C	N	O	0
			43	33	4	6	
28	L5	1	Total	C	N	O	0
			43	33	4	6	
28	N5	1	Total	C	N	O	0
			43	33	4	6	
28	P5	1	Total	C	N	O	0
			43	33	4	6	
28	R5	1	Total	C	N	O	0
			43	33	4	6	
28	T5	1	Total	C	N	O	0
			43	33	4	6	
28	V5	1	Total	C	N	O	0
			43	33	4	6	
28	Y5	1	Total	C	N	O	0
			43	33	4	6	

Continued on next page...

Continued from previous page...

Mol	Chain	Residues	Atoms				AltConf
28	Y5	1	Total	C	N	O	0
			43	33	4	6	
28	Z5	1	Total	C	N	O	0
			43	33	4	6	
28	Z5	1	Total	C	N	O	0
			43	33	4	6	
28	n5	1	Total	C	N	O	0
			43	33	4	6	
28	p5	1	Total	C	N	O	0
			43	33	4	6	
28	r5	1	Total	C	N	O	0
			43	33	4	6	
28	t5	1	Total	C	N	O	0
			43	33	4	6	
28	v5	1	Total	C	N	O	0
			43	33	4	6	
28	x5	1	Total	C	N	O	0
			43	33	4	6	
28	z5	1	Total	C	N	O	0
			43	33	4	6	
28	f8	1	Total	C	N	O	0
			43	33	4	6	
28	g8	1	Total	C	N	O	0
			43	33	4	6	
28	h8	1	Total	C	N	O	0
			43	33	4	6	
28	B6	1	Total	C	N	O	0
			43	33	4	6	
28	D6	1	Total	C	N	O	0
			43	33	4	6	
28	F6	1	Total	C	N	O	0
			43	33	4	6	
28	H6	1	Total	C	N	O	0
			43	33	4	6	
28	J6	1	Total	C	N	O	0
			43	33	4	6	
28	L6	1	Total	C	N	O	0
			43	33	4	6	
28	N6	1	Total	C	N	O	0
			43	33	4	6	
28	P6	1	Total	C	N	O	0
			43	33	4	6	

Continued on next page...

Continued from previous page...

Mol	Chain	Residues	Atoms				AltConf
28	R6	1	Total	C	N	O	0
			43	33	4	6	
28	T6	1	Total	C	N	O	0
			43	33	4	6	
28	V6	1	Total	C	N	O	0
			43	33	4	6	
28	X6	1	Total	C	N	O	0
			43	33	4	6	
28	Z6	1	Total	C	N	O	0
			43	33	4	6	
28	a6	1	Total	C	N	O	0
			43	33	4	6	
28	b6	1	Total	C	N	O	0
			43	33	4	6	
28	c6	1	Total	C	N	O	0
			43	33	4	6	
28	d6	1	Total	C	N	O	0
			43	33	4	6	
28	e6	1	Total	C	N	O	0
			43	33	4	6	
28	l6	1	Total	C	N	O	0
			43	33	4	6	
28	n6	1	Total	C	N	O	0
			43	33	4	6	
28	p6	1	Total	C	N	O	0
			43	33	4	6	
28	r6	1	Total	C	N	O	0
			43	33	4	6	
28	t6	1	Total	C	N	O	0
			43	33	4	6	
28	u6	1	Total	C	N	O	0
			43	33	4	6	
28	v6	1	Total	C	N	O	0
			43	33	4	6	
28	x6	1	Total	C	N	O	0
			43	33	4	6	
28	y6	1	Total	C	N	O	0
			43	33	4	6	
28	z6	1	Total	C	N	O	0
			43	33	4	6	
28	n8	1	Total	C	N	O	0
			43	33	4	6	

Continued on next page...

Continued from previous page...

Mol	Chain	Residues	Atoms				AltConf
28	o8	1	Total	C	N	O	0
			43	33	4	6	
28	p8	1	Total	C	N	O	0
			43	33	4	6	
28	B7	1	Total	C	N	O	0
			43	33	4	6	
28	D7	1	Total	C	N	O	0
			43	33	4	6	
28	F7	1	Total	C	N	O	0
			43	33	4	6	
28	H7	1	Total	C	N	O	0
			43	33	4	6	
28	J7	1	Total	C	N	O	0
			43	33	4	6	
28	L7	1	Total	C	N	O	0
			43	33	4	6	
28	N7	1	Total	C	N	O	0
			43	33	4	6	
28	P7	1	Total	C	N	O	0
			43	33	4	6	
28	R7	1	Total	C	N	O	0
			43	33	4	6	
28	T7	1	Total	C	N	O	0
			43	33	4	6	
28	V7	1	Total	C	N	O	0
			43	33	4	6	
28	X7	1	Total	C	N	O	0
			43	33	4	6	
28	Z7	1	Total	C	N	O	0
			43	33	4	6	
28	a7	1	Total	C	N	O	0
			43	33	4	6	
28	b7	1	Total	C	N	O	0
			43	33	4	6	
28	c7	1	Total	C	N	O	0
			43	33	4	6	
28	d7	1	Total	C	N	O	0
			43	33	4	6	
28	e7	1	Total	C	N	O	0
			43	33	4	6	
28	l7	1	Total	C	N	O	0
			43	33	4	6	

Continued on next page...

Continued from previous page...

Mol	Chain	Residues	Atoms				AltConf
28	n7	1	Total	C	N	O	0
			43	33	4	6	
28	p7	1	Total	C	N	O	0
			43	33	4	6	
28	r7	1	Total	C	N	O	0
			43	33	4	6	
28	s7	1	Total	C	N	O	0
			43	33	4	6	
28	t7	1	Total	C	N	O	0
			43	33	4	6	
28	v7	1	Total	C	N	O	0
			43	33	4	6	
28	x7	1	Total	C	N	O	0
			43	33	4	6	
28	y7	1	Total	C	N	O	0
			43	33	4	6	
28	z7	1	Total	C	N	O	0
			43	33	4	6	
28	b8	1	Total	C	N	O	0
			43	33	4	6	
28	b8	1	Total	C	N	O	0
			43	33	4	6	
28	c8	1	Total	C	N	O	0
			43	33	4	6	
28	c8	1	Total	C	N	O	0
			43	33	4	6	
28	d8	1	Total	C	N	O	0
			43	33	4	6	
28	e8	1	Total	C	N	O	0
			43	33	4	6	
28	e8	1	Total	C	N	O	0
			43	33	4	6	
28	b9	1	Total	C	N	O	0
			43	33	4	6	
28	b9	1	Total	C	N	O	0
			43	33	4	6	
28	c9	1	Total	C	N	O	0
			43	33	4	6	
28	c9	1	Total	C	N	O	0
			43	33	4	6	
28	d9	1	Total	C	N	O	0
			43	33	4	6	

Continued on next page...

Continued from previous page...

Mol	Chain	Residues	Atoms				AltConf
28	e9	1	Total	C	N	O	0
			43	33	4	6	
28	e9	1	Total	C	N	O	0
			43	33	4	6	
28	w8	1	Total	C	N	O	0
			43	33	4	6	
28	y8	1	Total	C	N	O	0
			43	33	4	6	
28	A8	1	Total	C	N	O	0
			43	33	4	6	
28	C8	1	Total	C	N	O	0
			43	33	4	6	
28	E8	1	Total	C	N	O	0
			43	33	4	6	
28	G8	1	Total	C	N	O	0
			43	33	4	6	
28	I8	1	Total	C	N	O	0
			43	33	4	6	
28	K8	1	Total	C	N	O	0
			43	33	4	6	
28	M8	1	Total	C	N	O	0
			43	33	4	6	
28	O8	1	Total	C	N	O	0
			43	33	4	6	
28	Q8	1	Total	C	N	O	0
			43	33	4	6	
28	T8	1	Total	C	N	O	0
			43	33	4	6	
28	T8	1	Total	C	N	O	0
			43	33	4	6	
28	U8	1	Total	C	N	O	0
			43	33	4	6	
28	U8	1	Total	C	N	O	0
			43	33	4	6	
28	n9	1	Total	C	N	O	0
			43	33	4	6	
28	p9	1	Total	C	N	O	0
			43	33	4	6	
28	r9	1	Total	C	N	O	0
			43	33	4	6	
28	t9	1	Total	C	N	O	0
			43	33	4	6	

Continued on next page...

Continued from previous page...

Mol	Chain	Residues	Atoms				AltConf
28	v9	1	Total	C	N	O	0
			43	33	4	6	
28	x9	1	Total	C	N	O	0
			43	33	4	6	
28	z9	1	Total	C	N	O	0
			43	33	4	6	
28	B9	1	Total	C	N	O	0
			43	33	4	6	
28	D9	1	Total	C	N	O	0
			43	33	4	6	
28	F9	1	Total	C	N	O	0
			43	33	4	6	
28	H9	1	Total	C	N	O	0
			43	33	4	6	
28	J9	1	Total	C	N	O	0
			43	33	4	6	
28	L9	1	Total	C	N	O	0
			43	33	4	6	
28	N9	1	Total	C	N	O	0
			43	33	4	6	
28	P9	1	Total	C	N	O	0
			43	33	4	6	
28	R9	1	Total	C	N	O	0
			43	33	4	6	
28	T9	1	Total	C	N	O	0
			43	33	4	6	
28	V9	1	Total	C	N	O	0
			43	33	4	6	
28	Y9	1	Total	C	N	O	0
			43	33	4	6	
28	Y9	1	Total	C	N	O	0
			43	33	4	6	
28	Z9	1	Total	C	N	O	0
			43	33	4	6	
28	Z9	1	Total	C	N	O	0
			43	33	4	6	
28	an	1	Total	C	N	O	0
			43	33	4	6	
28	ap	1	Total	C	N	O	0
			43	33	4	6	
28	ar	1	Total	C	N	O	0
			43	33	4	6	

Continued on next page...

Continued from previous page...

Mol	Chain	Residues	Atoms				AltConf
28	at	1	Total	C	N	O	0
			43	33	4	6	
28	av	1	Total	C	N	O	0
			43	33	4	6	
28	ax	1	Total	C	N	O	0
			43	33	4	6	
28	az	1	Total	C	N	O	0
			43	33	4	6	
28	aB	1	Total	C	N	O	0
			43	33	4	6	
28	aD	1	Total	C	N	O	0
			43	33	4	6	
28	aF	1	Total	C	N	O	0
			43	33	4	6	
28	aH	1	Total	C	N	O	0
			43	33	4	6	
28	aJ	1	Total	C	N	O	0
			43	33	4	6	
28	aL	1	Total	C	N	O	0
			43	33	4	6	
28	aN	1	Total	C	N	O	0
			43	33	4	6	
28	aP	1	Total	C	N	O	0
			43	33	4	6	
28	aR	1	Total	C	N	O	0
			43	33	4	6	
28	aT	1	Total	C	N	O	0
			43	33	4	6	
28	aV	1	Total	C	N	O	0
			43	33	4	6	
28	aY	1	Total	C	N	O	0
			43	33	4	6	
28	aY	1	Total	C	N	O	0
			43	33	4	6	
28	aZ	1	Total	C	N	O	0
			43	33	4	6	
28	aZ	1	Total	C	N	O	0
			43	33	4	6	
28	bn	1	Total	C	N	O	0
			43	33	4	6	
28	bo	1	Total	C	N	O	0
			43	33	4	6	

Continued on next page...

Continued from previous page...

Mol	Chain	Residues	Atoms				AltConf
28	bp	1	Total	C	N	O	0
			43	33	4	6	
28	bq	1	Total	C	N	O	0
			43	33	4	6	
28	br	1	Total	C	N	O	0
			43	33	4	6	
28	bs	1	Total	C	N	O	0
			43	33	4	6	
28	bz	1	Total	C	N	O	0
			43	33	4	6	
28	bB	1	Total	C	N	O	0
			43	33	4	6	
28	bD	1	Total	C	N	O	0
			43	33	4	6	
28	bF	1	Total	C	N	O	0
			43	33	4	6	
28	bH	1	Total	C	N	O	0
			43	33	4	6	
28	bJ	1	Total	C	N	O	0
			43	33	4	6	
28	bL	1	Total	C	N	O	0
			43	33	4	6	
28	bN	1	Total	C	N	O	0
			43	33	4	6	
28	bP	1	Total	C	N	O	0
			43	33	4	6	
28	bR	1	Total	C	N	O	0
			43	33	4	6	
28	bT	1	Total	C	N	O	0
			43	33	4	6	
28	bV	1	Total	C	N	O	0
			43	33	4	6	
28	bY	1	Total	C	N	O	0
			43	33	4	6	
28	bY	1	Total	C	N	O	0
			43	33	4	6	
28	bZ	1	Total	C	N	O	0
			43	33	4	6	
28	bZ	1	Total	C	N	O	0
			43	33	4	6	
28	cn	1	Total	C	N	O	0
			43	33	4	6	

Continued on next page...

Continued from previous page...

Mol	Chain	Residues	Atoms				AltConf
28	co	1	Total	C	N	O	0
			43	33	4	6	
28	cp	1	Total	C	N	O	0
			43	33	4	6	
28	cq	1	Total	C	N	O	0
			43	33	4	6	
28	cr	1	Total	C	N	O	0
			43	33	4	6	
28	cs	1	Total	C	N	O	0
			43	33	4	6	
28	cz	1	Total	C	N	O	0
			43	33	4	6	
28	cB	1	Total	C	N	O	0
			43	33	4	6	
28	cE	1	Total	C	N	O	0
			43	33	4	6	
28	cF	1	Total	C	N	O	0
			43	33	4	6	
28	cH	1	Total	C	N	O	0
			43	33	4	6	
28	cJ	1	Total	C	N	O	0
			43	33	4	6	
28	cL	1	Total	C	N	O	0
			43	33	4	6	
28	cM	1	Total	C	N	O	0
			43	33	4	6	
28	cN	1	Total	C	N	O	0
			43	33	4	6	
28	cO	1	Total	C	N	O	0
			43	33	4	6	
28	cP	1	Total	C	N	O	0
			43	33	4	6	
28	cQ	1	Total	C	N	O	0
			43	33	4	6	
28	cR	1	Total	C	N	O	0
			43	33	4	6	
28	cY	1	Total	C	N	O	0
			43	33	4	6	
28	dd	1	Total	C	N	O	0
			43	33	4	6	
28	df	1	Total	C	N	O	0
			43	33	4	6	

Continued on next page...

Continued from previous page...

Mol	Chain	Residues	Atoms				AltConf
28	dh	1	Total	C	N	O	0
			43	33	4	6	
28	di	1	Total	C	N	O	0
			43	33	4	6	
28	dj	1	Total	C	N	O	0
			43	33	4	6	
28	dl	1	Total	C	N	O	0
			43	33	4	6	
28	dn	1	Total	C	N	O	0
			43	33	4	6	
28	dp	1	Total	C	N	O	0
			43	33	4	6	
28	dr	1	Total	C	N	O	0
			43	33	4	6	
28	dt	1	Total	C	N	O	0
			43	33	4	6	
28	dv	1	Total	C	N	O	0
			43	33	4	6	
28	dw	1	Total	C	N	O	0
			43	33	4	6	
28	dw	1	Total	C	N	O	0
			43	33	4	6	
28	dx	1	Total	C	N	O	0
			43	33	4	6	
28	dx	1	Total	C	N	O	0
			43	33	4	6	
28	dB	1	Total	C	N	O	0
			43	33	4	6	
28	dD	1	Total	C	N	O	0
			43	33	4	6	
28	dF	1	Total	C	N	O	0
			43	33	4	6	
28	dH	1	Total	C	N	O	0
			43	33	4	6	
28	dK	1	Total	C	N	O	0
			43	33	4	6	
28	dL	1	Total	C	N	O	0
			43	33	4	6	
28	dN	1	Total	C	N	O	0
			43	33	4	6	
28	dP	1	Total	C	N	O	0
			43	33	4	6	

Continued on next page...

Continued from previous page...

Mol	Chain	Residues	Atoms				AltConf
28	dR	1	Total	C	N	O	0
			43	33	4	6	
28	dT	1	Total	C	N	O	0
			43	33	4	6	
28	dV	1	Total	C	N	O	0
			43	33	4	6	
28	dX	1	Total	C	N	O	0
			43	33	4	6	
28	dY	1	Total	C	N	O	0
			43	33	4	6	
28	eb	1	Total	C	N	O	0
			43	33	4	6	
28	ec	1	Total	C	N	O	0
			43	33	4	6	
28	ee	1	Total	C	N	O	0
			43	33	4	6	
28	eg	1	Total	C	N	O	0
			43	33	4	6	
28	ei	1	Total	C	N	O	0
			43	33	4	6	
28	el	1	Total	C	N	O	0
			43	33	4	6	
28	en	1	Total	C	N	O	0
			43	33	4	6	
28	ep	1	Total	C	N	O	0
			43	33	4	6	
28	er	1	Total	C	N	O	0
			43	33	4	6	
28	et	1	Total	C	N	O	0
			43	33	4	6	
28	ev	1	Total	C	N	O	0
			43	33	4	6	
28	ey	1	Total	C	N	O	0
			43	33	4	6	
28	ey	1	Total	C	N	O	0
			43	33	4	6	
28	ez	1	Total	C	N	O	0
			43	33	4	6	
28	ez	1	Total	C	N	O	0
			43	33	4	6	
28	eB	1	Total	C	N	O	0
			43	33	4	6	

Continued on next page...

Continued from previous page...

Mol	Chain	Residues	Atoms				AltConf
28	eD	1	Total	C	N	O	0
			43	33	4	6	
28	eF	1	Total	C	N	O	0
			43	33	4	6	
28	eH	1	Total	C	N	O	0
			43	33	4	6	
28	eJ	1	Total	C	N	O	0
			43	33	4	6	
28	eL	1	Total	C	N	O	0
			43	33	4	6	
28	eN	1	Total	C	N	O	0
			43	33	4	6	
28	eP	1	Total	C	N	O	0
			43	33	4	6	
28	eR	1	Total	C	N	O	0
			43	33	4	6	
28	eT	1	Total	C	N	O	0
			43	33	4	6	
28	eV	1	Total	C	N	O	0
			43	33	4	6	
28	eX	1	Total	C	N	O	0
			43	33	4	6	
28	eY	1	Total	C	N	O	0
			43	33	4	6	
28	eY	1	Total	C	N	O	0
			43	33	4	6	
28	eZ	1	Total	C	N	O	0
			43	33	4	6	
28	eZ	1	Total	C	N	O	0
			43	33	4	6	
28	lb	1	Total	C	N	O	0
			43	33	4	6	
28	ld	1	Total	C	N	O	0
			43	33	4	6	
28	lf	1	Total	C	N	O	0
			43	33	4	6	
28	lh	1	Total	C	N	O	0
			43	33	4	6	
28	lj	1	Total	C	N	O	0
			43	33	4	6	
28	ll	1	Total	C	N	O	0
			43	33	4	6	

Continued on next page...

Continued from previous page...

Mol	Chain	Residues	Atoms				AltConf
28	ln	1	Total	C	N	O	0
			43	33	4	6	
28	lp	1	Total	C	N	O	0
			43	33	4	6	
28	lr	1	Total	C	N	O	0
			43	33	4	6	
28	lt	1	Total	C	N	O	0
			43	33	4	6	
28	lv	1	Total	C	N	O	0
			43	33	4	6	
28	lx	1	Total	C	N	O	0
			43	33	4	6	
28	ly	1	Total	C	N	O	0
			43	33	4	6	
28	ly	1	Total	C	N	O	0
			43	33	4	6	
28	lz	1	Total	C	N	O	0
			43	33	4	6	
28	lz	1	Total	C	N	O	0
			43	33	4	6	
28	fa	1	Total	C	N	O	0
			43	33	4	6	
28	fc	1	Total	C	N	O	0
			43	33	4	6	
28	ff	1	Total	C	N	O	0
			43	33	4	6	
28	fi	1	Total	C	N	O	0
			43	33	4	6	
28	fj	1	Total	C	N	O	0
			43	33	4	6	
28	fm	1	Total	C	N	O	0
			43	33	4	6	
28	fo	1	Total	C	N	O	0
			43	33	4	6	
28	fq	1	Total	C	N	O	0
			43	33	4	6	
28	fs	1	Total	C	N	O	0
			43	33	4	6	
28	fu	1	Total	C	N	O	0
			43	33	4	6	
28	fw	1	Total	C	N	O	0
			43	33	4	6	

Continued on next page...

Continued from previous page...

Mol	Chain	Residues	Atoms				AltConf
28	fy	1	Total	C	N	O	0
			43	33	4	6	
28	ga	1	Total	C	N	O	0
			43	33	4	6	
28	gd	1	Total	C	N	O	0
			43	33	4	6	
28	ge	1	Total	C	N	O	0
			43	33	4	6	
28	gg	1	Total	C	N	O	0
			43	33	4	6	
28	gi	1	Total	C	N	O	0
			43	33	4	6	
28	gk	1	Total	C	N	O	0
			43	33	4	6	
28	gn	1	Total	C	N	O	0
			43	33	4	6	
28	gp	1	Total	C	N	O	0
			43	33	4	6	
28	gr	1	Total	C	N	O	0
			43	33	4	6	
28	gt	1	Total	C	N	O	0
			43	33	4	6	
28	gv	1	Total	C	N	O	0
			43	33	4	6	
28	gx	1	Total	C	N	O	0
			43	33	4	6	
28	gy	1	Total	C	N	O	0
			43	33	4	6	
28	gy	1	Total	C	N	O	0
			43	33	4	6	
28	gz	1	Total	C	N	O	0
			43	33	4	6	
28	gz	1	Total	C	N	O	0
			43	33	4	6	
28	hB	1	Total	C	N	O	0
			43	33	4	6	
28	hD	1	Total	C	N	O	0
			43	33	4	6	
28	hG	1	Total	C	N	O	0
			43	33	4	6	
28	hH	1	Total	C	N	O	0
			43	33	4	6	

Continued on next page...

Continued from previous page...

Mol	Chain	Residues	Atoms				AltConf
28	hJ	1	Total	C	N	O	0
			43	33	4	6	
28	hL	1	Total	C	N	O	0
			43	33	4	6	
28	hN	1	Total	C	N	O	0
			43	33	4	6	
28	hP	1	Total	C	N	O	0
			43	33	4	6	
28	hR	1	Total	C	N	O	0
			43	33	4	6	
28	hT	1	Total	C	N	O	0
			43	33	4	6	
28	hV	1	Total	C	N	O	0
			43	33	4	6	
28	hX	1	Total	C	N	O	0
			43	33	4	6	
28	hY	1	Total	C	N	O	0
			43	33	4	6	
28	hY	1	Total	C	N	O	0
			43	33	4	6	
28	hZ	1	Total	C	N	O	0
			43	33	4	6	
28	hZ	1	Total	C	N	O	0
			43	33	4	6	
28	iC	1	Total	C	N	O	0
			43	33	4	6	
28	iD	1	Total	C	N	O	0
			43	33	4	6	
28	iE	1	Total	C	N	O	0
			43	33	4	6	
28	iF	1	Total	C	N	O	0
			43	33	4	6	
28	iG	1	Total	C	N	O	0
			43	33	4	6	
28	iH	1	Total	C	N	O	0
			43	33	4	6	
28	jI	1	Total	C	N	O	0
			43	33	4	6	
28	jJ	1	Total	C	N	O	0
			43	33	4	6	
28	jK	1	Total	C	N	O	0
			43	33	4	6	

Continued on next page...

Continued from previous page...

Mol	Chain	Residues	Atoms				AltConf
28	jL	1	Total	C	N	O	0
			43	33	4	6	
28	jM	1	Total	C	N	O	0
			43	33	4	6	
28	jN	1	Total	C	N	O	0
			43	33	4	6	
28	jO	1	Total	C	N	O	0
			43	33	4	6	
28	jP	1	Total	C	N	O	0
			43	33	4	6	
28	kQ	1	Total	C	N	O	0
			43	33	4	6	
28	kR	1	Total	C	N	O	0
			43	33	4	6	
28	kS	1	Total	C	N	O	0
			43	33	4	6	
28	kT	1	Total	C	N	O	0
			43	33	4	6	
28	kU	1	Total	C	N	O	0
			43	33	4	6	
28	kV	1	Total	C	N	O	0
			43	33	4	6	
28	kW	1	Total	C	N	O	0
			43	33	4	6	
28	kX	1	Total	C	N	O	0
			43	33	4	6	

- Molecule 29 is PHYCOVIOLOBILIN (CCD ID: PVN) (formula: $C_{33}H_{40}N_4O_6$).

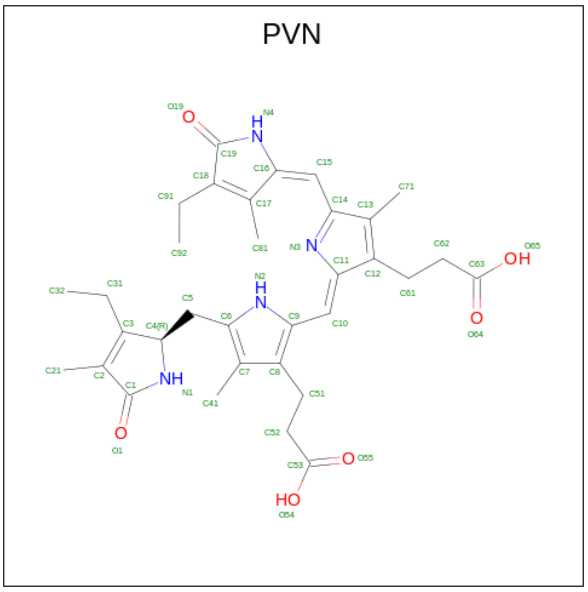

Mol	Chain	Residues	Atoms				AltConf
29	A2	1	Total	C	N	O	0
			43	33	4	6	
29	C2	1	Total	C	N	O	0
			43	33	4	6	
29	D2	1	Total	C	N	O	0
			43	33	4	6	
29	a3	1	Total	C	N	O	0
			43	33	4	6	
29	c3	1	Total	C	N	O	0
			43	33	4	6	
29	d3	1	Total	C	N	O	0
			43	33	4	6	
29	34	1	Total	C	N	O	0
			43	33	4	6	
29	44	1	Total	C	N	O	0
			43	33	4	6	
29	Y5	1	Total	C	N	O	0
			43	33	4	6	
29	Z5	1	Total	C	N	O	0
			43	33	4	6	
29	b8	1	Total	C	N	O	0
			43	33	4	6	
29	c8	1	Total	C	N	O	0
			43	33	4	6	
29	d8	1	Total	C	N	O	0
			43	33	4	6	
29	e8	1	Total	C	N	O	0
			43	33	4	6	

Continued on next page...

Continued from previous page...

Mol	Chain	Residues	Atoms				AltConf
29	b9	1	Total	C	N	O	0
			43	33	4	6	
29	c9	1	Total	C	N	O	0
			43	33	4	6	
29	d9	1	Total	C	N	O	0
			43	33	4	6	
29	e9	1	Total	C	N	O	0
			43	33	4	6	
29	T8	1	Total	C	N	O	0
			43	33	4	6	
29	U8	1	Total	C	N	O	0
			43	33	4	6	
29	Y9	1	Total	C	N	O	0
			43	33	4	6	
29	Z9	1	Total	C	N	O	0
			43	33	4	6	
29	aY	1	Total	C	N	O	0
			43	33	4	6	
29	aZ	1	Total	C	N	O	0
			43	33	4	6	
29	bY	1	Total	C	N	O	0
			43	33	4	6	
29	bZ	1	Total	C	N	O	0
			43	33	4	6	
29	dw	1	Total	C	N	O	0
			43	33	4	6	
29	dx	1	Total	C	N	O	0
			43	33	4	6	
29	ey	1	Total	C	N	O	0
			43	33	4	6	
29	ez	1	Total	C	N	O	0
			43	33	4	6	
29	eY	1	Total	C	N	O	0
			43	33	4	6	
29	eZ	1	Total	C	N	O	0
			43	33	4	6	
29	ly	1	Total	C	N	O	0
			43	33	4	6	
29	lz	1	Total	C	N	O	0
			43	33	4	6	
29	gy	1	Total	C	N	O	0
			43	33	4	6	

Continued on next page...

Continued from previous page...

Mol	Chain	Residues	Atoms				AltConf
29	gz	1	Total	C	N	O	0
			43	33	4	6	
29	hY	1	Total	C	N	O	0
			43	33	4	6	
29	hZ	1	Total	C	N	O	0
			43	33	4	6	

3 Residue-property plots

These plots are drawn for all protein, RNA, DNA and oligosaccharide chains in the entry. The first graphic for a chain summarises the proportions of the various outlier classes displayed in the second graphic. The second graphic shows the sequence view annotated by issues in geometry and atom inclusion in map density. Residues are color-coded according to the number of geometric quality criteria for which they contain at least one outlier: green = 0, yellow = 1, orange = 2 and red = 3 or more. A red diamond above a residue indicates a poor fit to the EM map for this residue (all-atom inclusion < 40%). Stretches of 2 or more consecutive residues without any outlier are shown as a green connector. Residues present in the sample, but not in the model, are shown in grey.

• Molecule 1: LRC6

Chain A1:



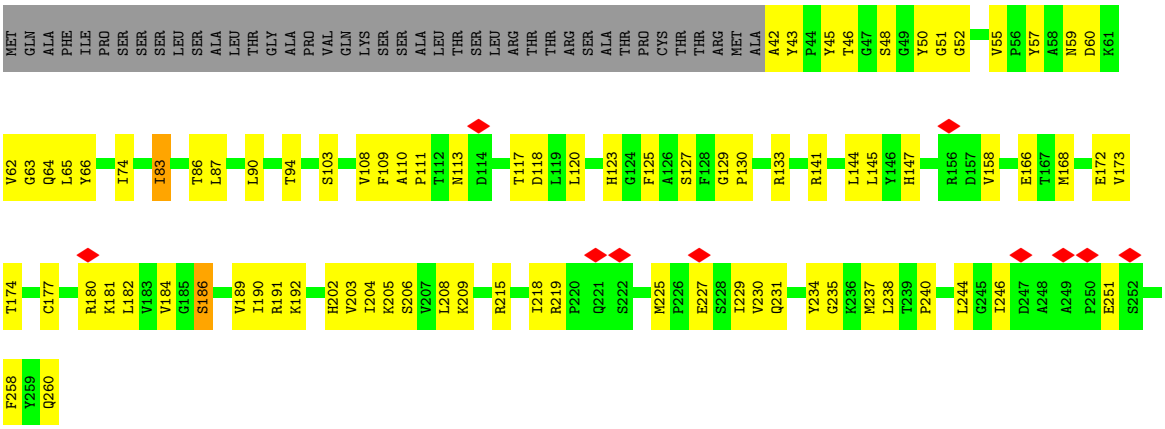

• Molecule 1: LRC6

Chain B1:



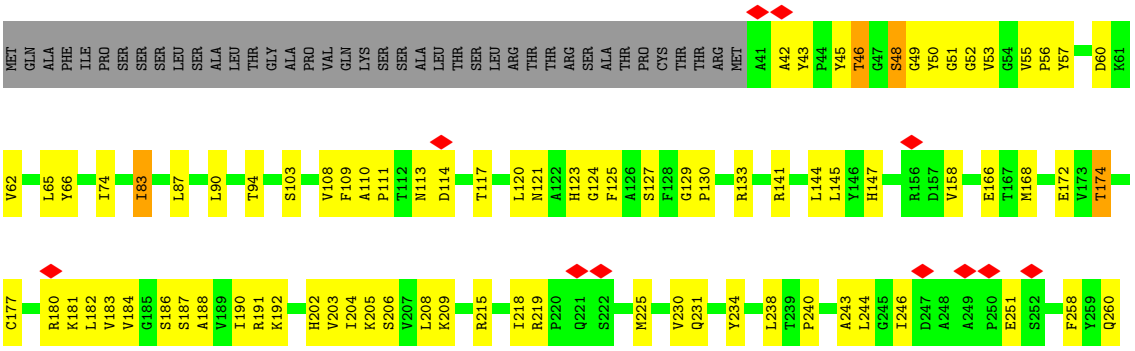

• Molecule 2: LRC4

Chain C1:



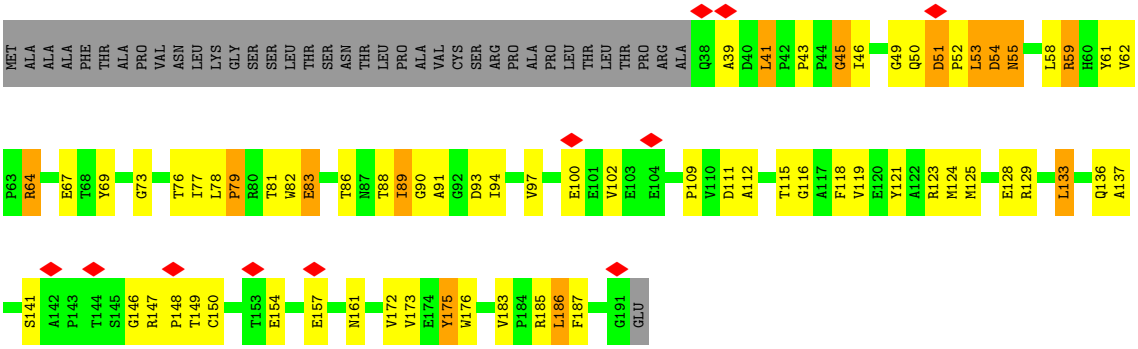

• Molecule 2: LRC4

Chain D1:



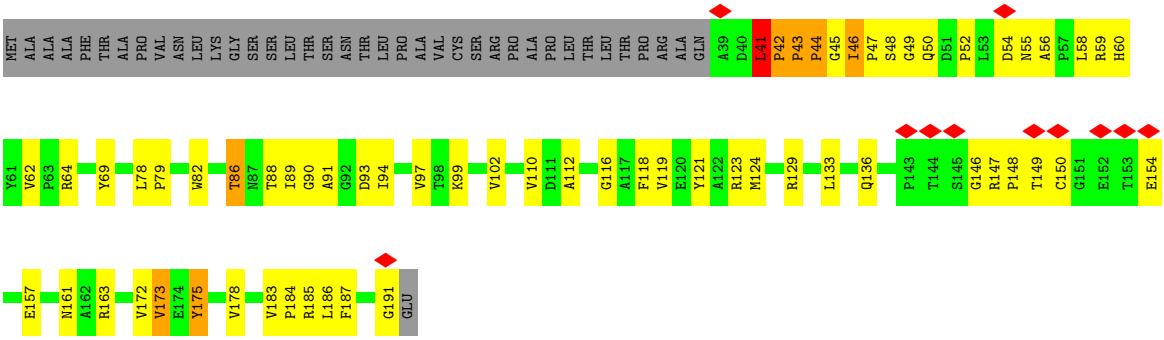

• Molecule 3: LRC5

Chain E1:



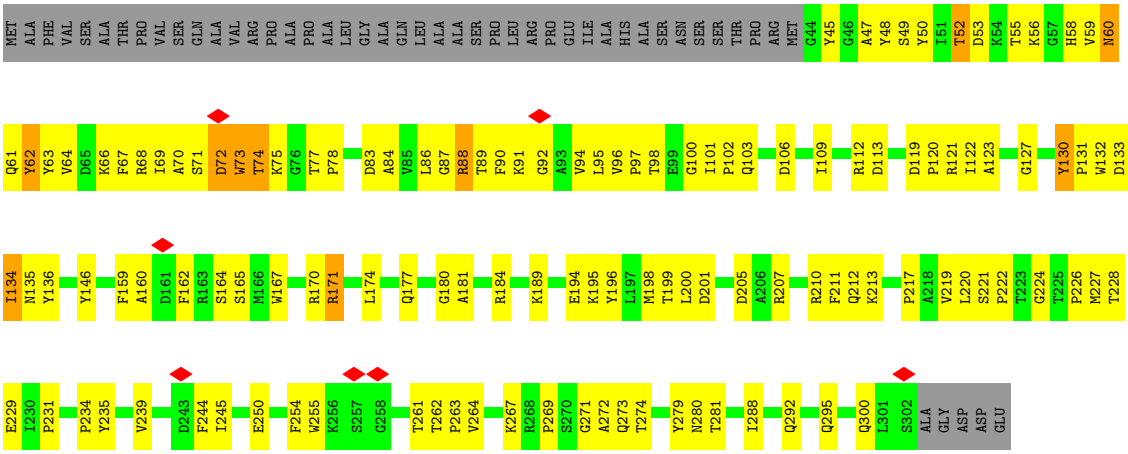

• Molecule 3: LRC5

Chain F1:





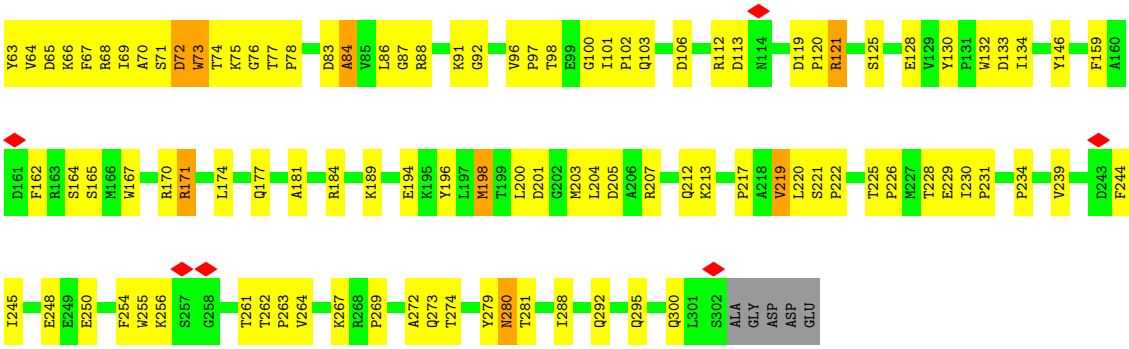

• Molecule 4: alpha_APC

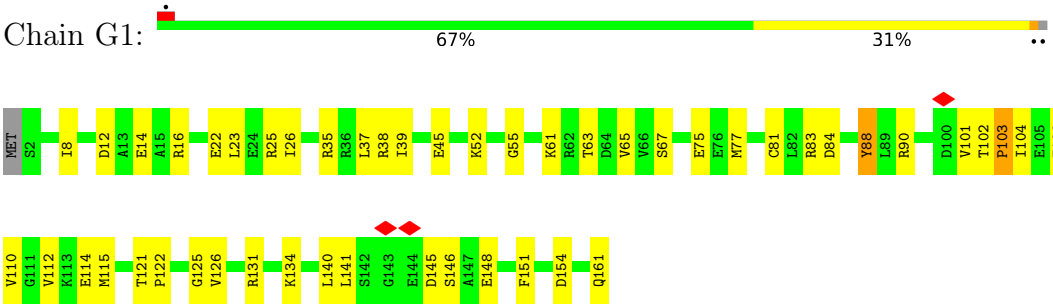

• Molecule 4: alpha_APC

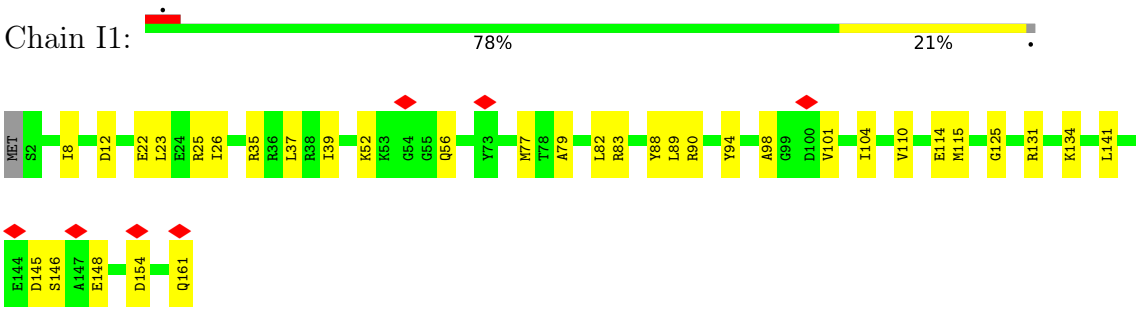

• Molecule 4: alpha_APC

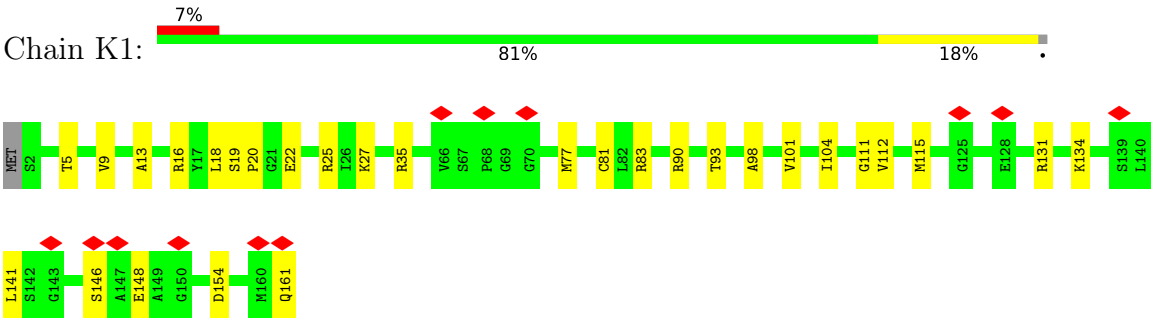

• Molecule 4: alpha_APC



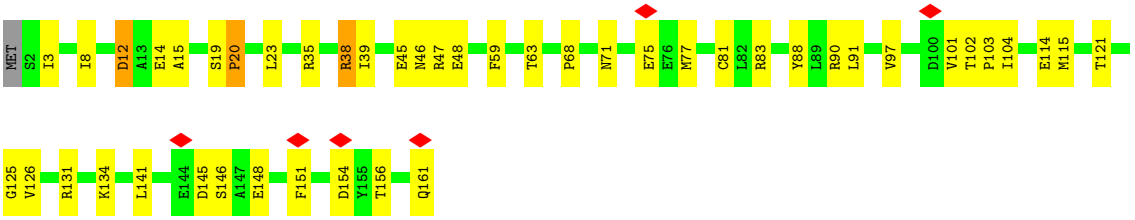

• Molecule 4: alpha_APC

Chain P1:



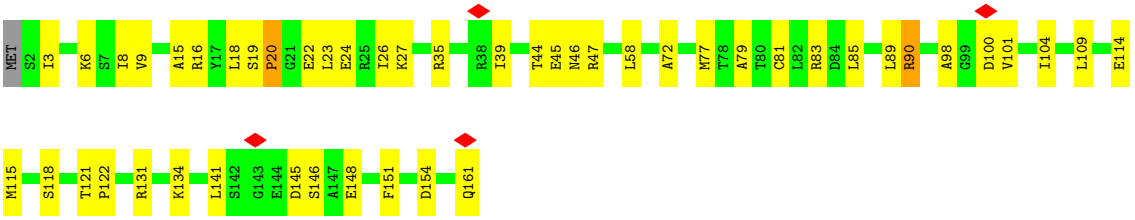

• Molecule 4: alpha_APC

Chain R1:





• Molecule 4: alpha_APC

Chain T1:





• Molecule 4: alpha_APC

Chain X1:



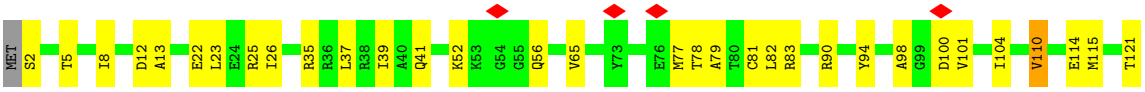

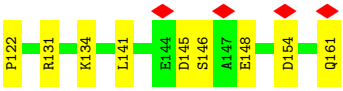

• Molecule 4: alpha_APC

Chain Z1:



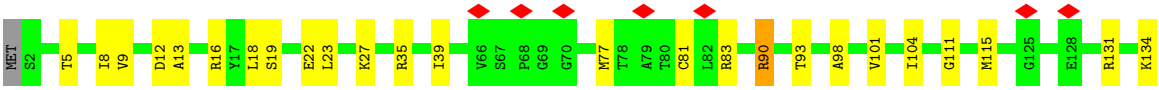

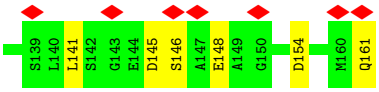

• Molecule 4: alpha_APC

Chain b1:





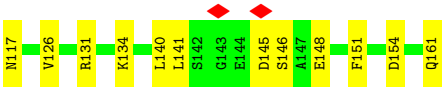

• Molecule 4: alpha_APC

Chain d1:



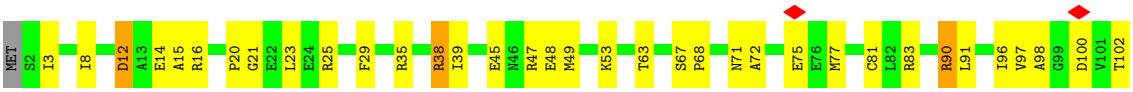

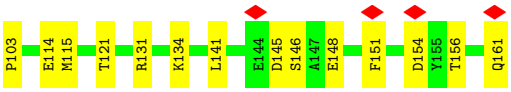

• Molecule 4: alpha_APC

Chain f1:



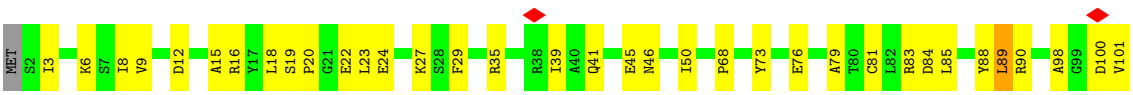

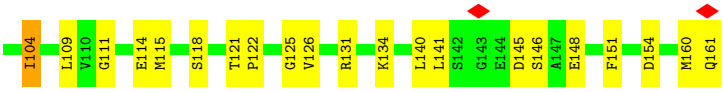

• Molecule 4: alpha_APC

Chain i1:

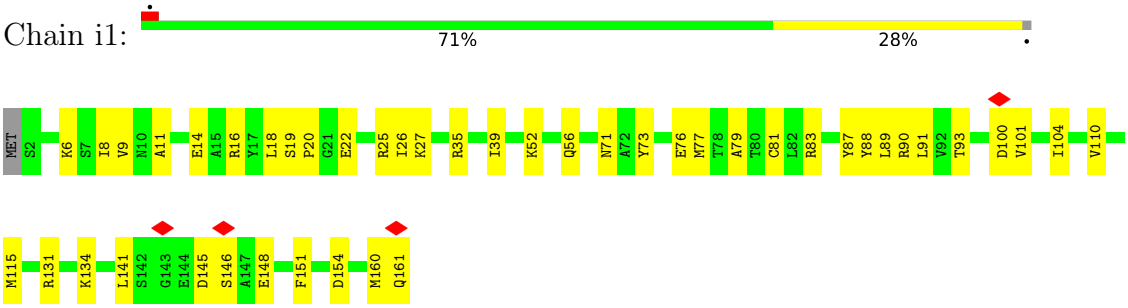

• Molecule 4: alpha_APC

Chain k1:

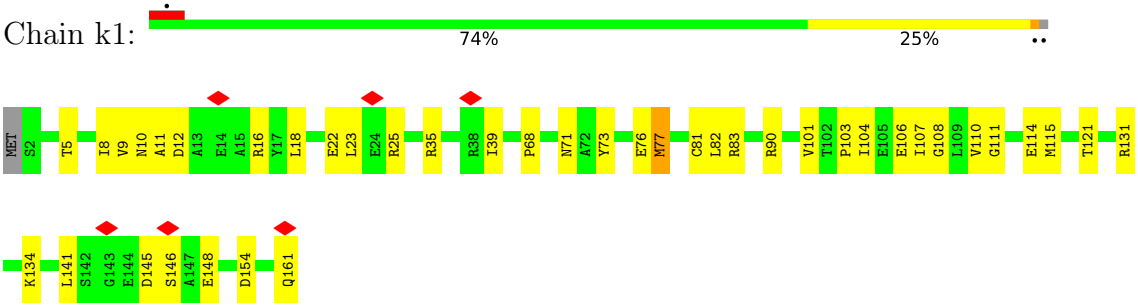

• Molecule 4: alpha_APC

Chain o1:

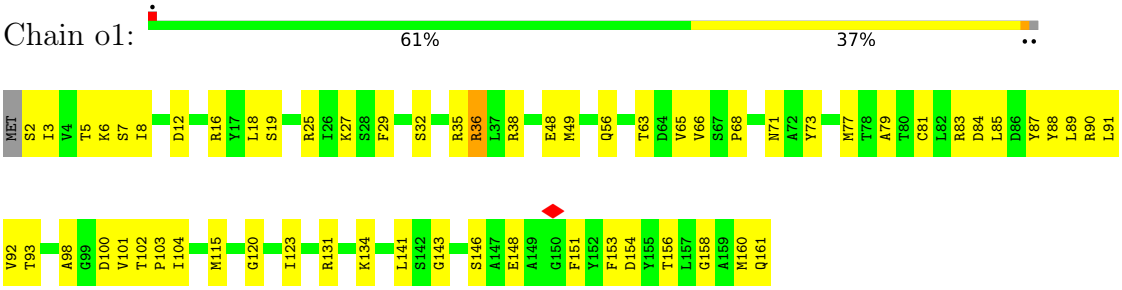

• Molecule 4: alpha_APC

Chain q1:

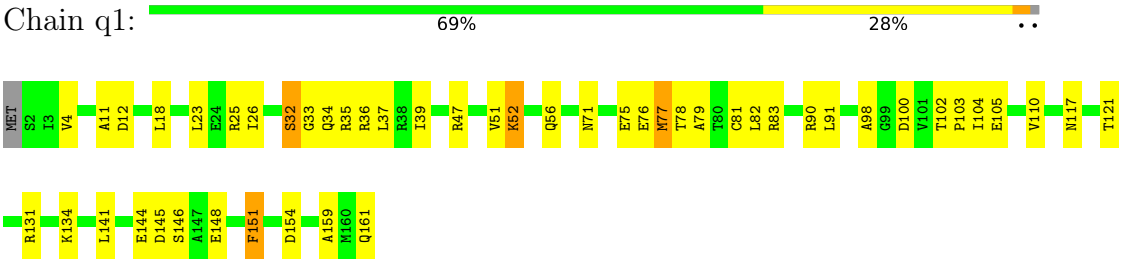

• Molecule 4: alpha_APC

Chain s1:

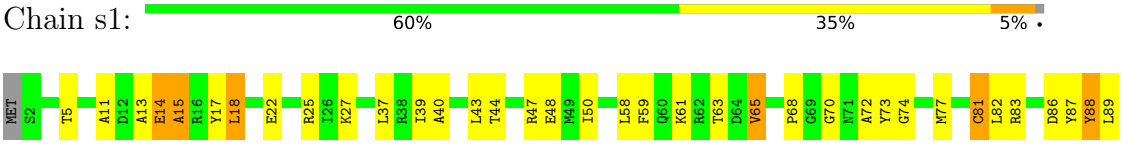

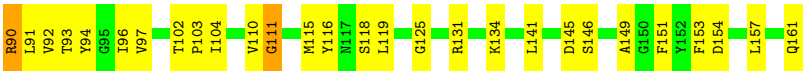

• Molecule 4: alpha_APC

Chain u1:



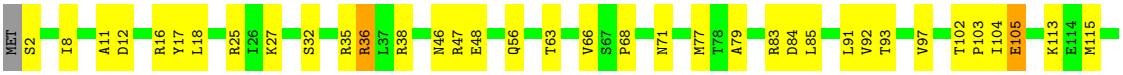

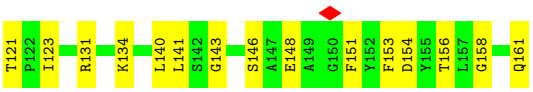

• Molecule 4: alpha_APC

Chain w1:



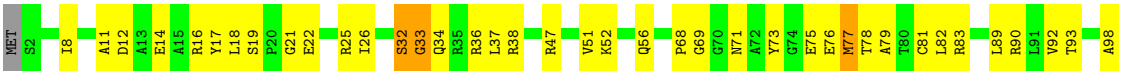



• Molecule 4: alpha_APC

Chain y1:



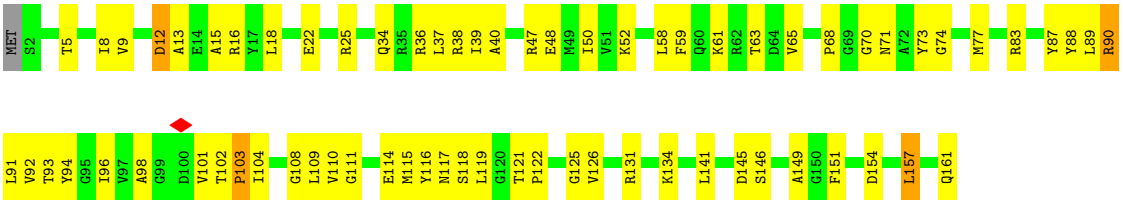

• Molecule 5: beta_APC

Chain H1:



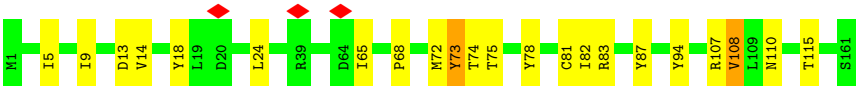

• Molecule 5: beta_APC

Chain J1:



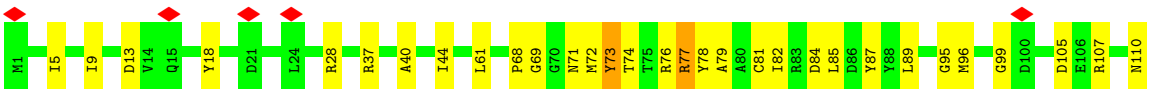

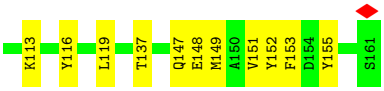

• Molecule 5: beta_APC

Chain L1:



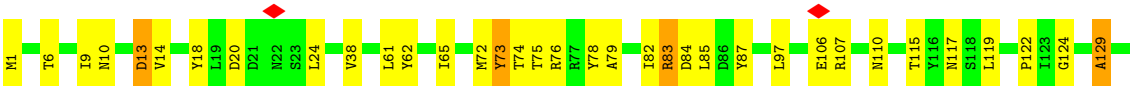



• Molecule 5: beta_APC

Chain M1:



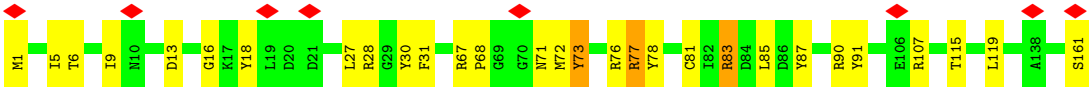

• Molecule 5: beta_APC

Chain O1:



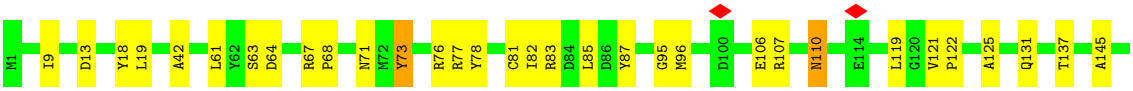

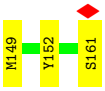

• Molecule 5: beta_APC

Chain S1:



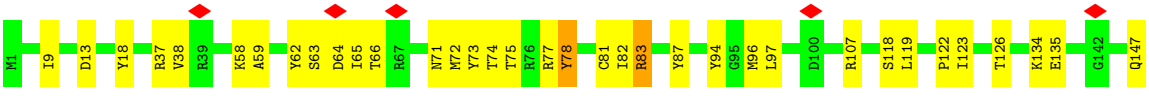



• Molecule 5: beta_APC

Chain U1:



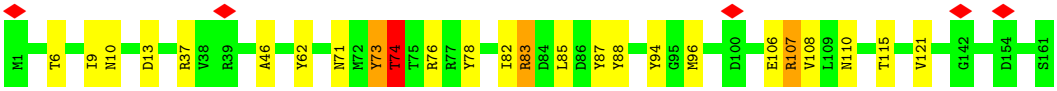

• Molecule 5: beta_APC

Chain W1:



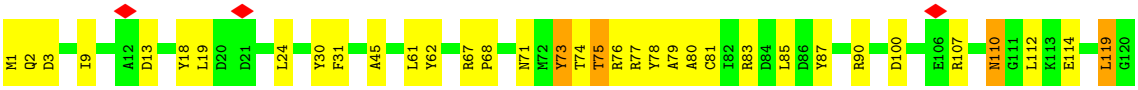

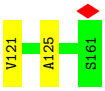

• Molecule 5: beta_APC

Chain Y1:



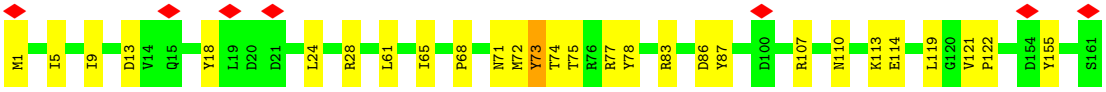

• Molecule 5: beta_APC

Chain a1:



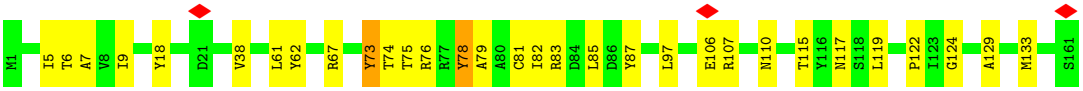

• Molecule 5: beta_APC

Chain c1:



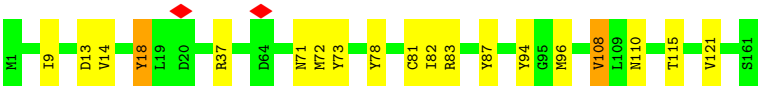

• Molecule 5: beta_APC

Chain e1:



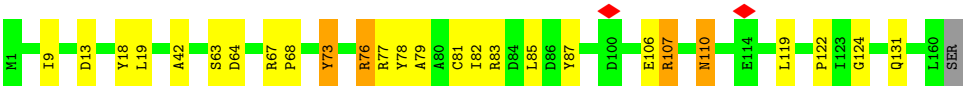

• Molecule 5: beta_APC

Chain h1:



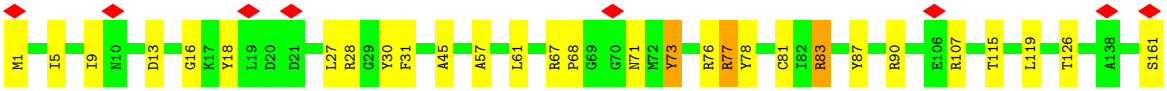

• Molecule 5: beta_APC

Chain j1:



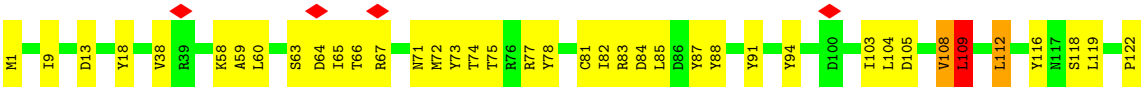

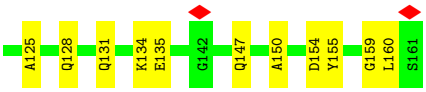

• Molecule 5: beta_APC

Chain l1:



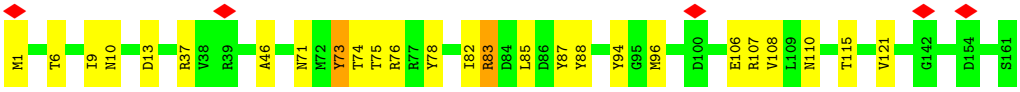

• Molecule 5: beta_APC

Chain n1:



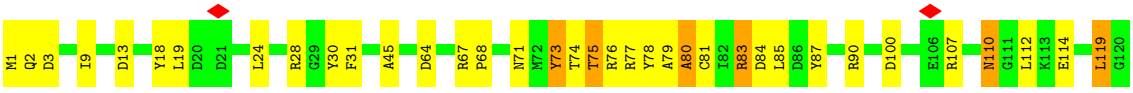



• Molecule 5: beta_APC

Chain p1:



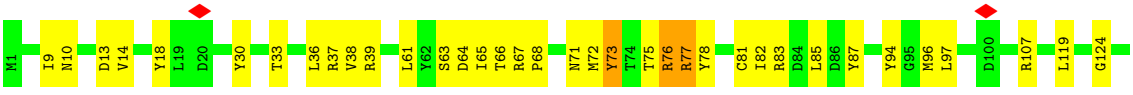



• Molecule 5: beta_APC

Chain r1:



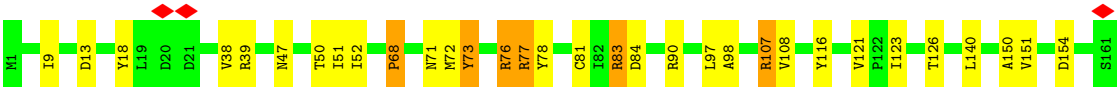

• Molecule 5: beta_APC

Chain t1:



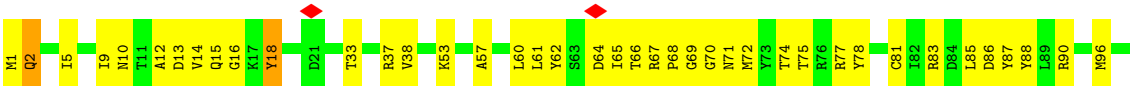

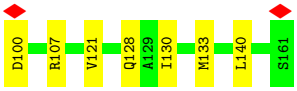

• Molecule 5: beta_APC

Chain v1:





• Molecule 5: beta_APC

Chain x1:



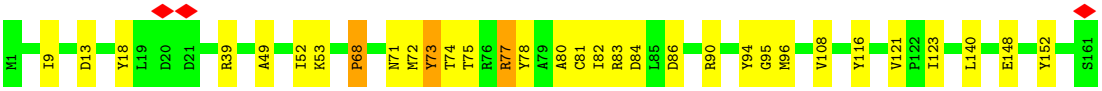

• Molecule 5: beta_APC

Chain z1:



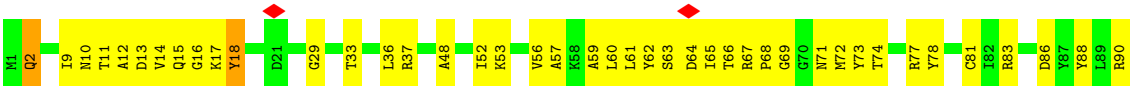

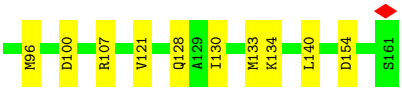

• Molecule 6: ApcF

Chain Q1:



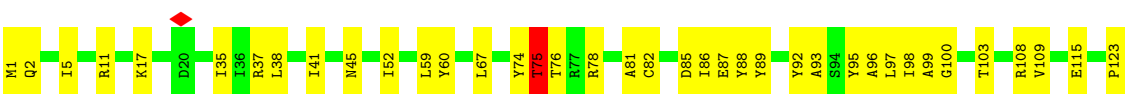

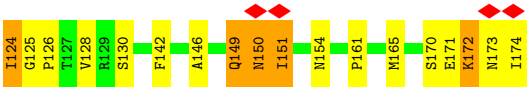

• Molecule 6: ApcF

Chain g1:





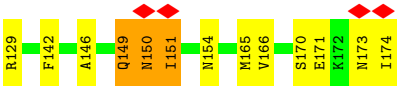

• Molecule 7: ApcD

Chain V1:



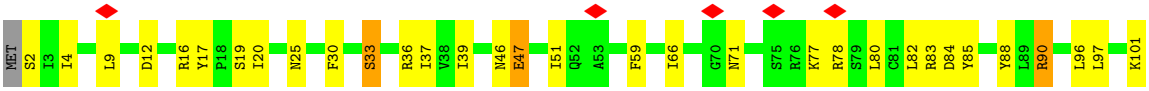

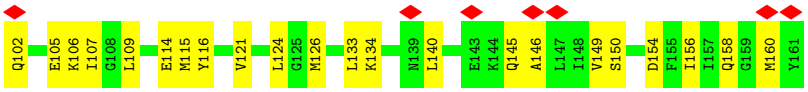

• Molecule 7: ApcD

Chain m1:



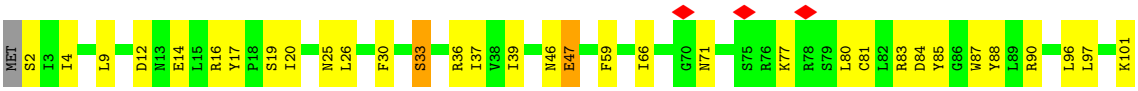

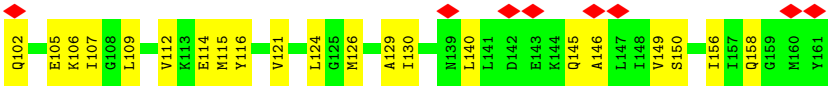

• Molecule 8: LCM

Chain a2:



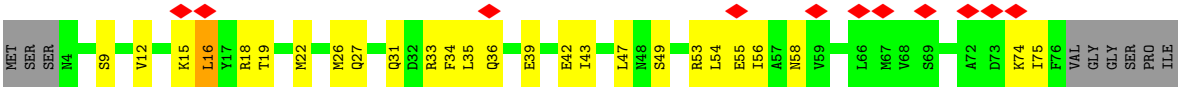

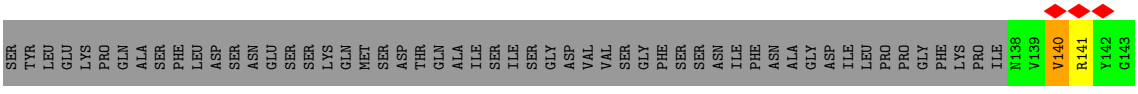

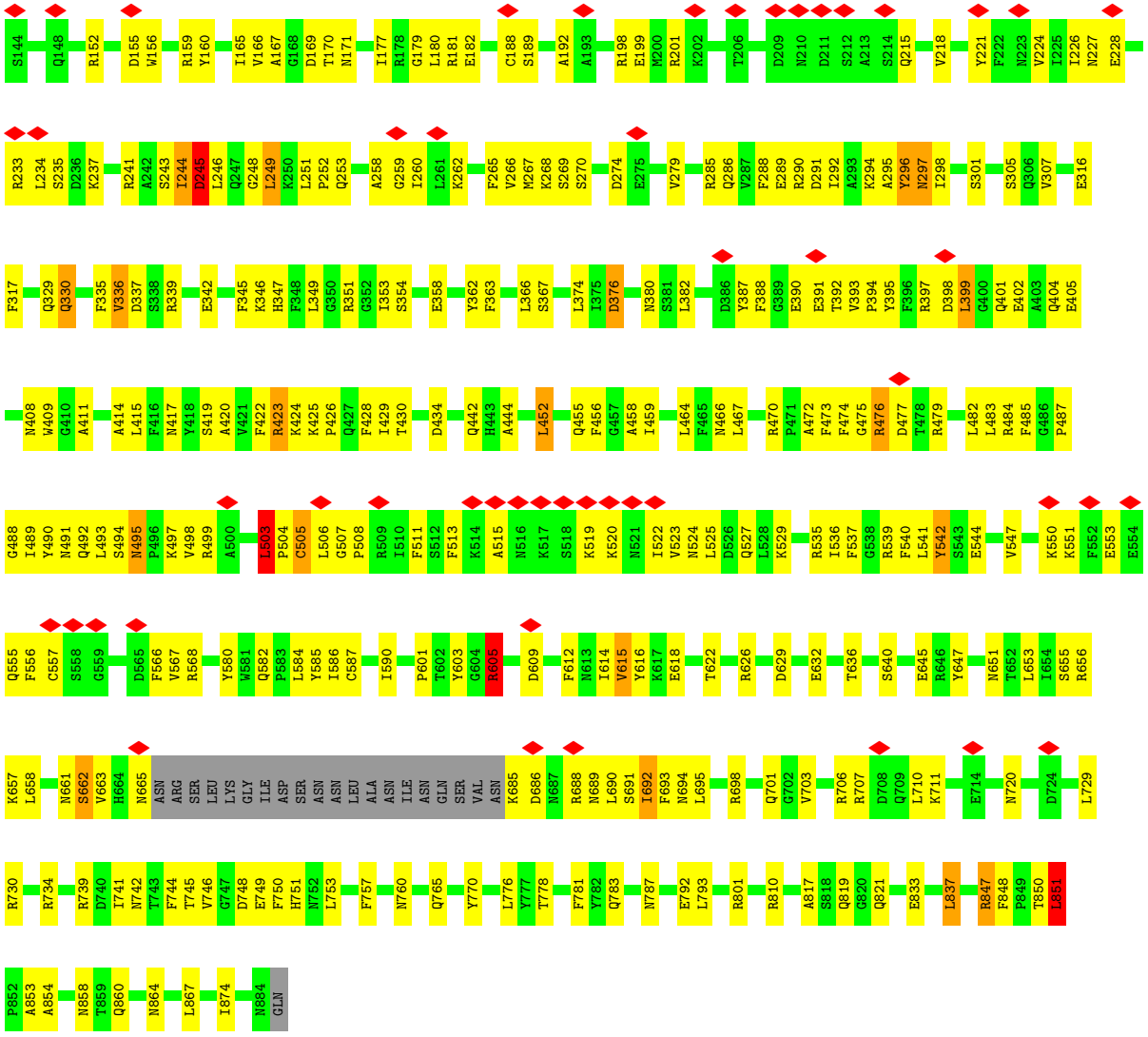

• Molecule 8: LCM

Chain b2:



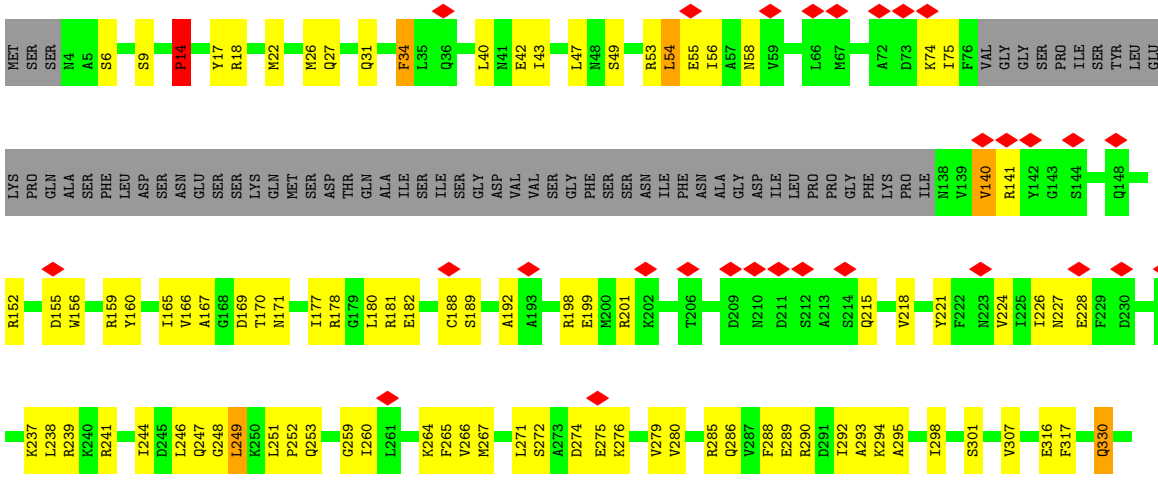

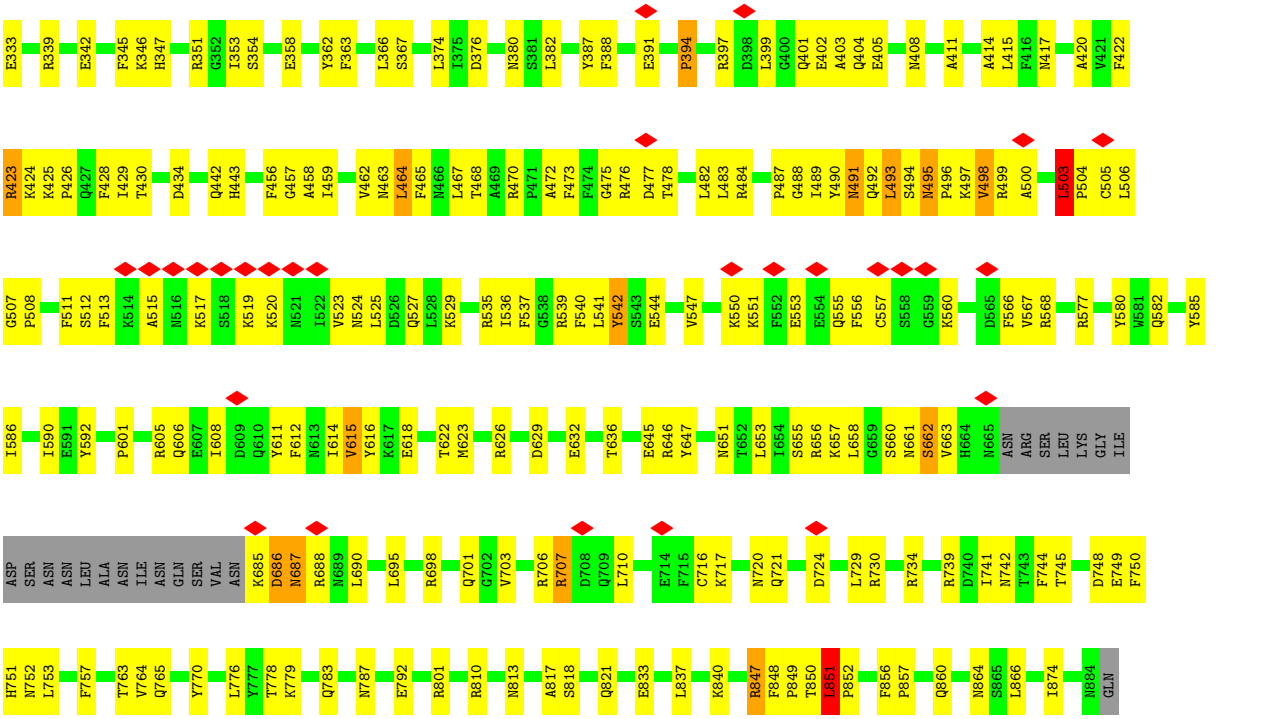

• Molecule 9: LC

Chain c2:



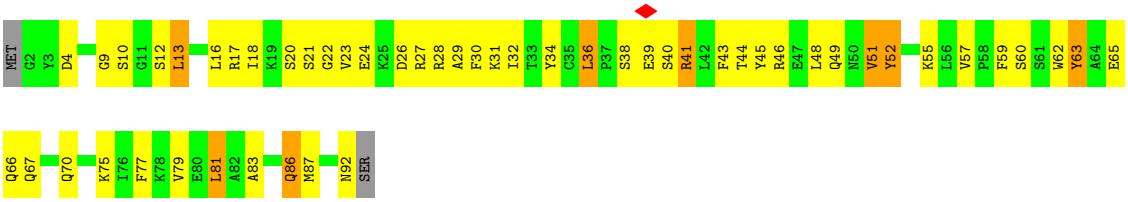

• Molecule 9: LC

Chain d2:

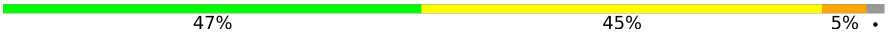

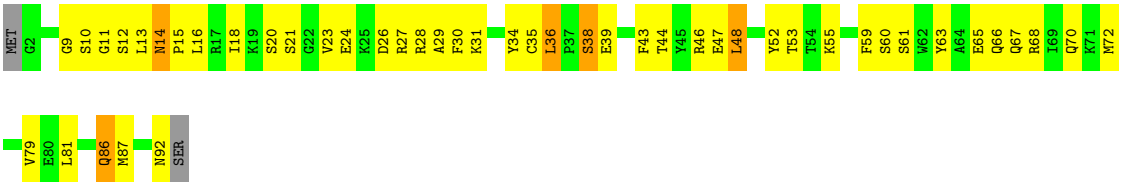

• Molecule 10: R-phycoerythrin alpha chain

Chain e2:



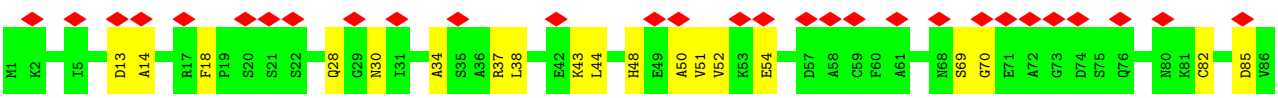

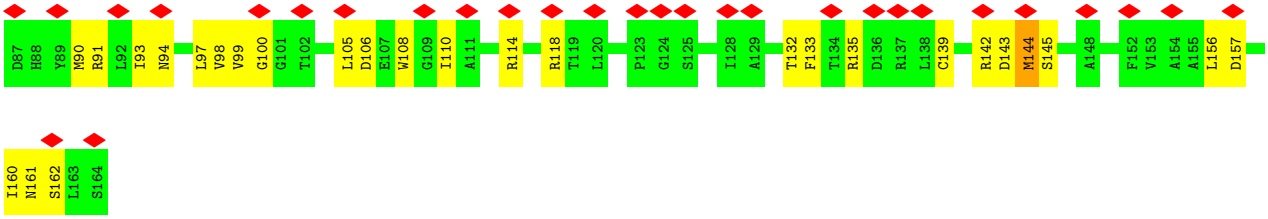

• Molecule 10: R-phycoerythrin alpha chain

Chain g2:



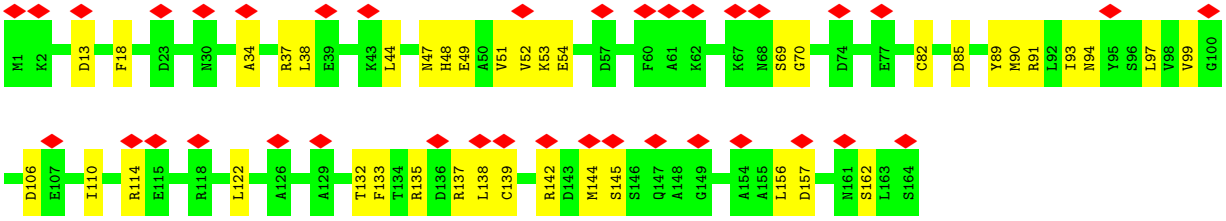

• Molecule 10: R-phycoerythrin alpha chain

Chain i2:



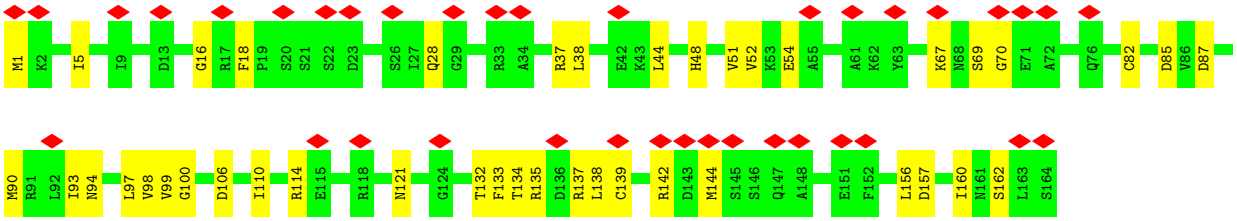

• Molecule 10: R-phycoerythrin alpha chain

Chain k2:



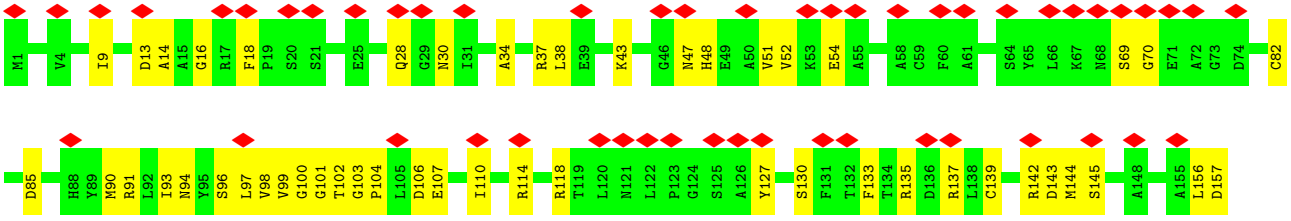

• Molecule 10: R-phycoerythrin alpha chain

Chain m2:



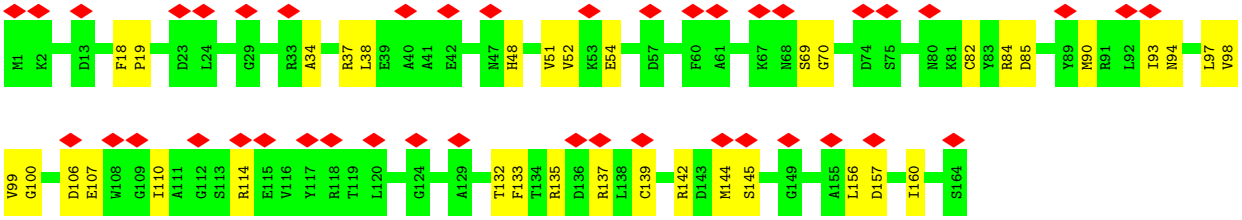

• Molecule 10: R-phycoerythrin alpha chain

Chain o2:

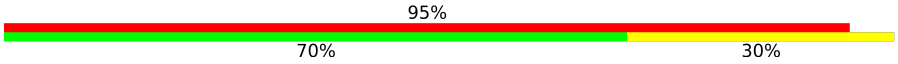

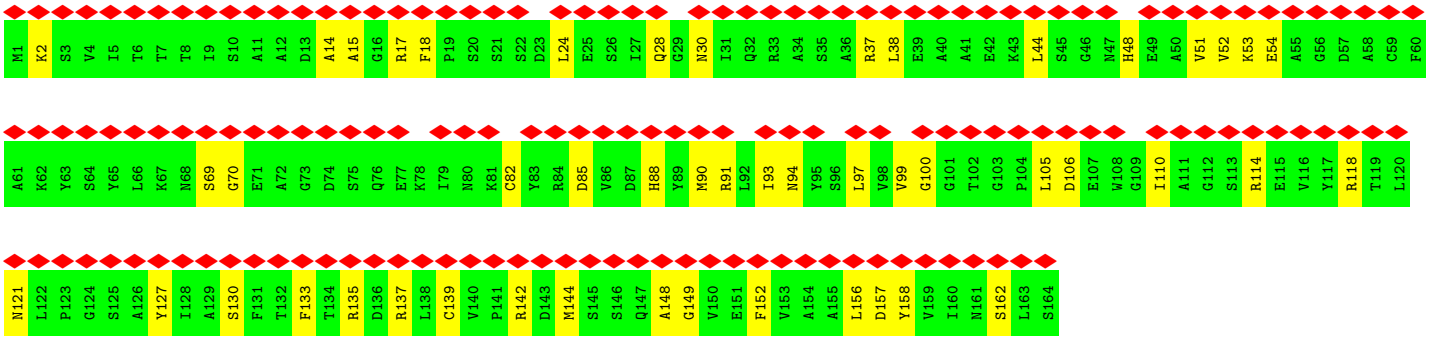

• Molecule 10: R-phycoerythrin alpha chain

Chain q2:

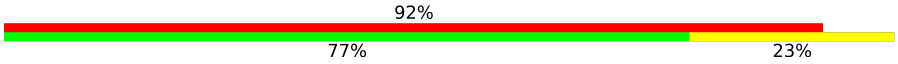

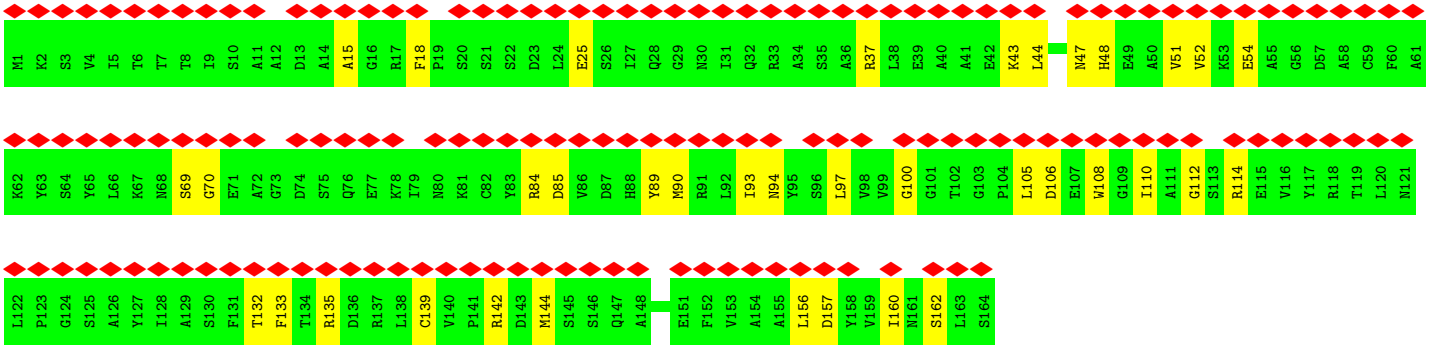

• Molecule 10: R-phycoerythrin alpha chain

Chain s2:



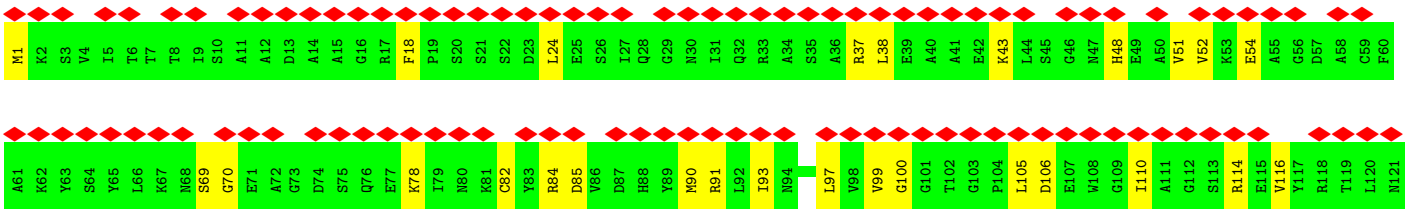



• Molecule 10: R-phycoerythrin alpha chain

Chain u2:

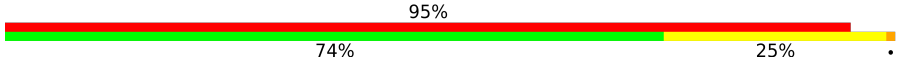

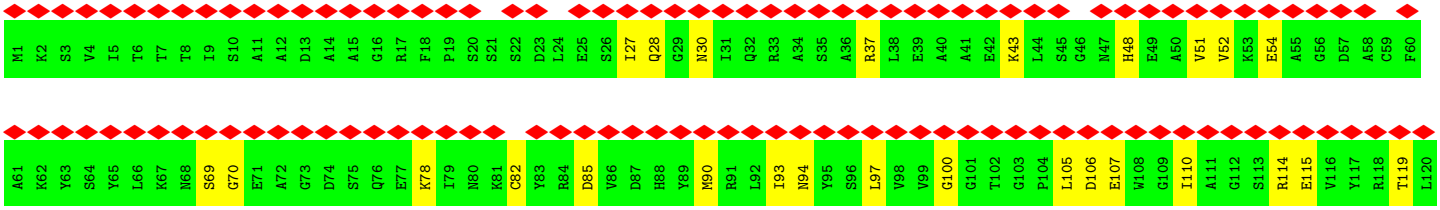

• Molecule 10: R-phycoerythrin alpha chain

Chain w2:

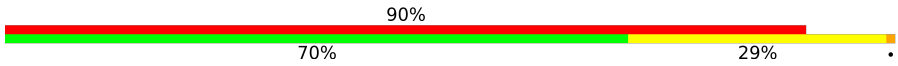

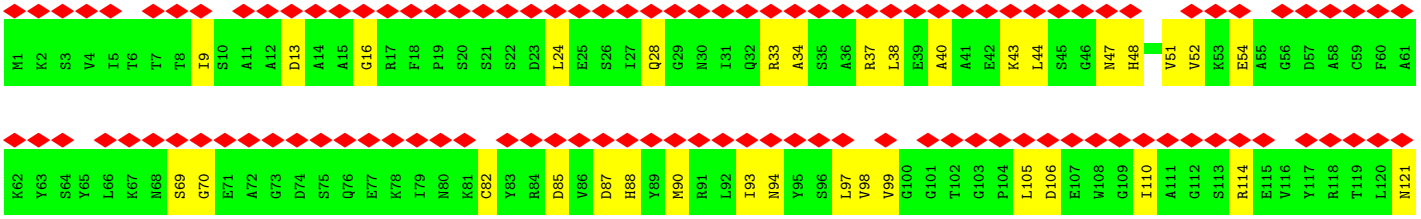

• Molecule 10: R-phycoerythrin alpha chain

Chain y2:

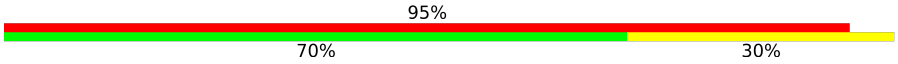

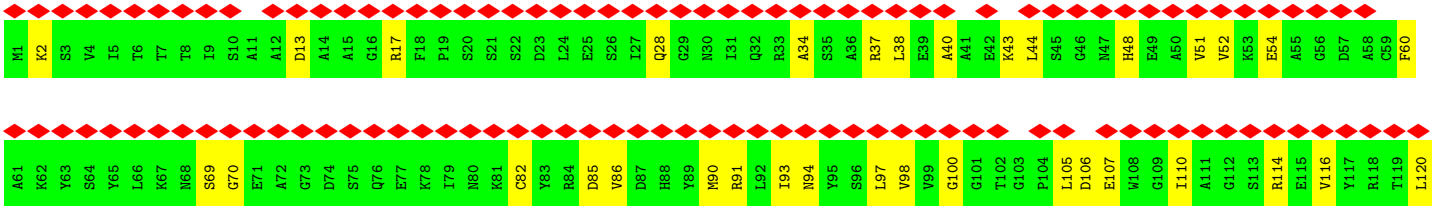

• Molecule 10: R-phycoerythrin alpha chain

Chain E2:

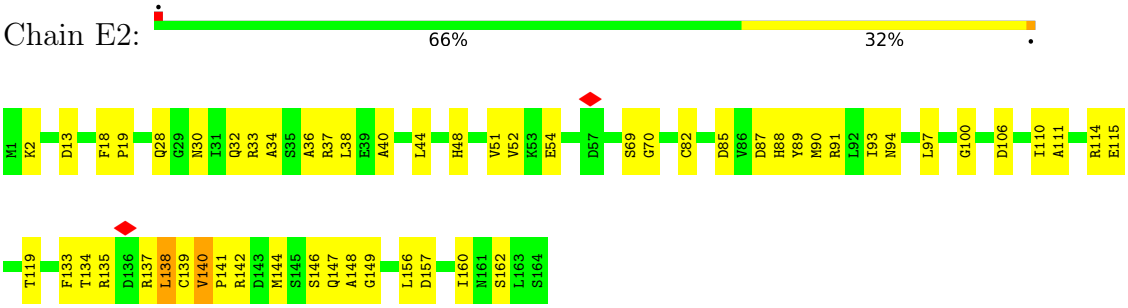

• Molecule 10: R-phycoerythrin alpha chain

Chain G2:

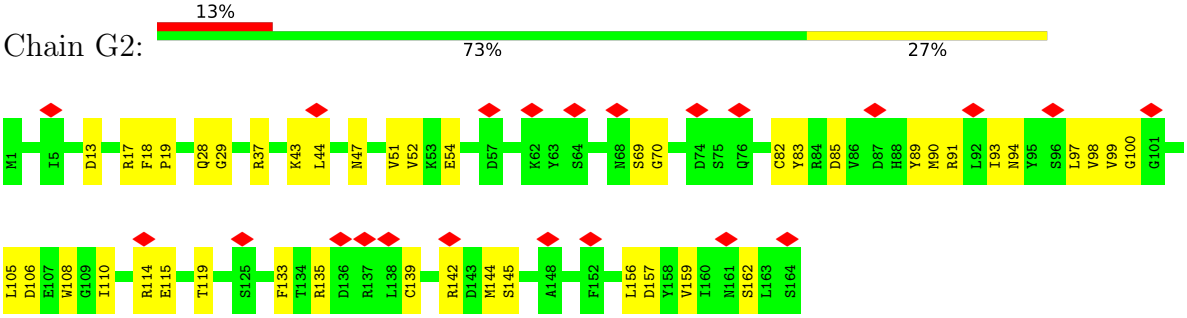

• Molecule 10: R-phycoerythrin alpha chain

Chain I2:

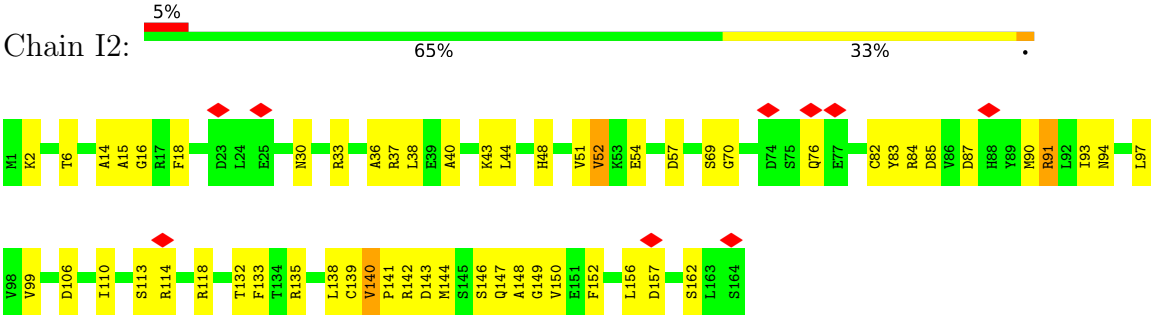

• Molecule 10: R-phycoerythrin alpha chain

Chain K2:

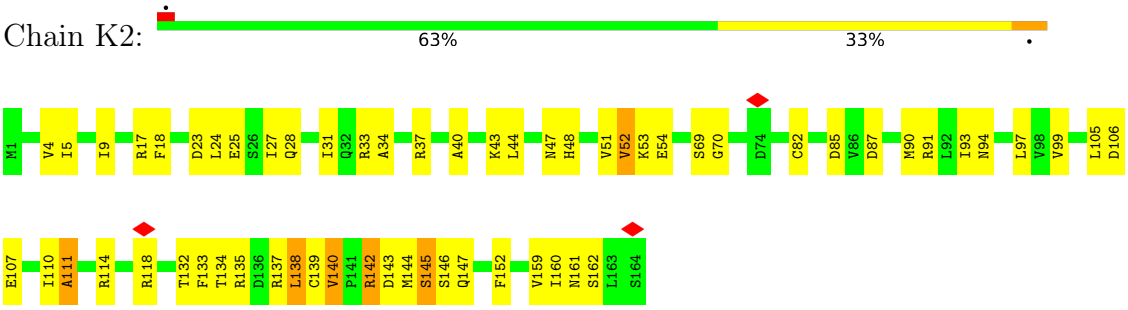

• Molecule 10: R-phycoerythrin alpha chain

Chain M2:

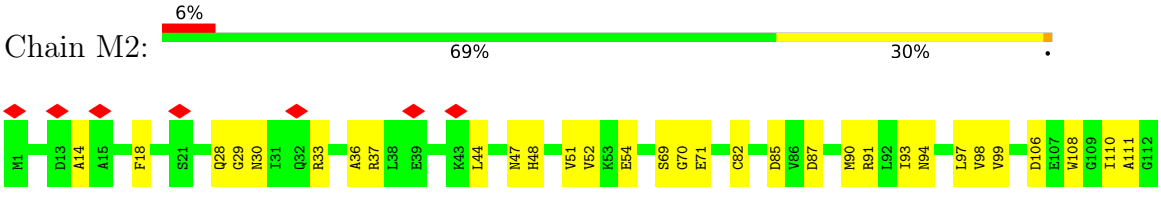

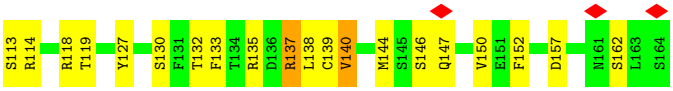

• Molecule 10: R-phycoerythrin alpha chain

Chain O2:



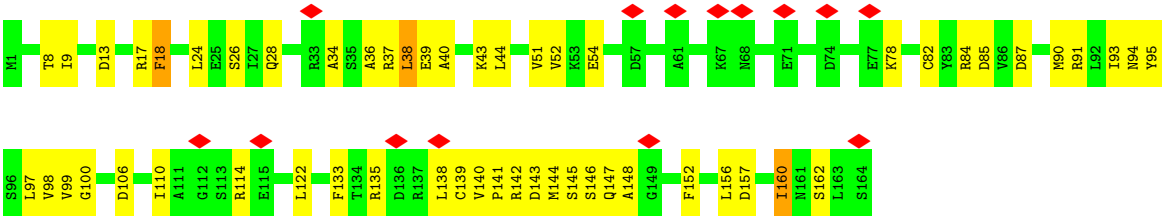

• Molecule 10: R-phycoerythrin alpha chain

Chain Q2:



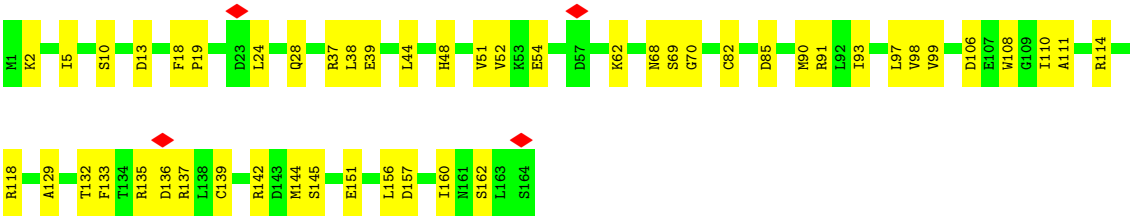

• Molecule 10: R-phycoerythrin alpha chain

Chain S2:



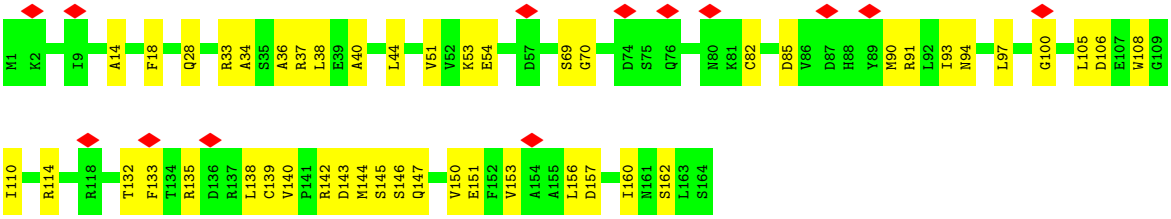

• Molecule 10: R-phycoerythrin alpha chain

Chain U2:



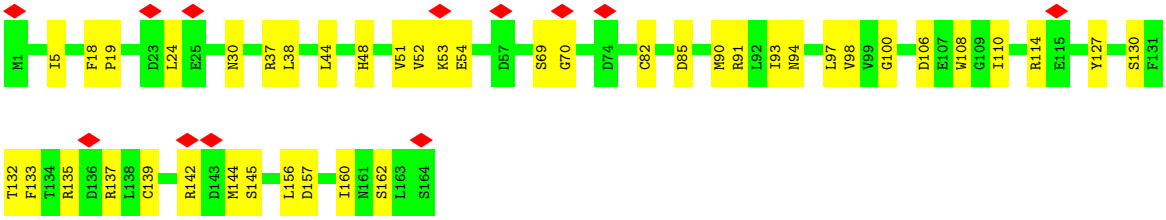

• Molecule 10: R-phycoerythrin alpha chain

Chain W2:

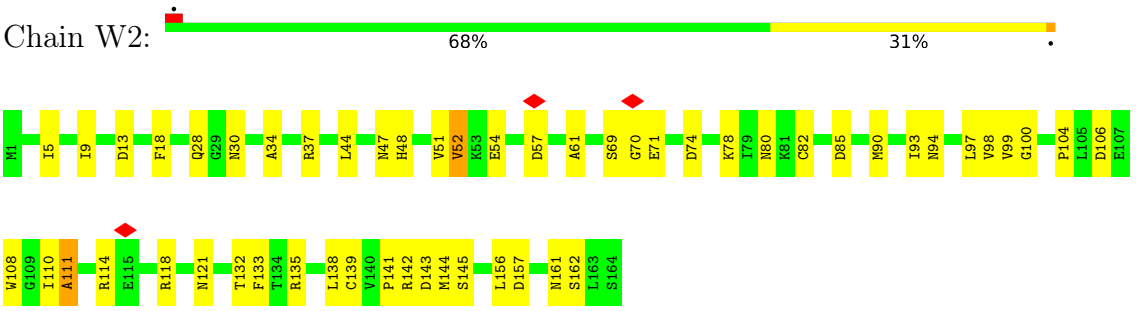

• Molecule 10: R-phycoerythrin alpha chain

Chain Y2:

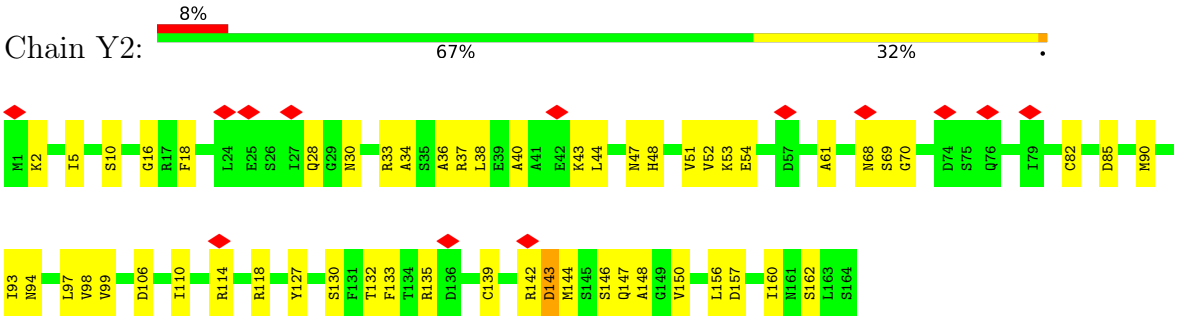

• Molecule 10: R-phycoerythrin alpha chain

Chain A3:

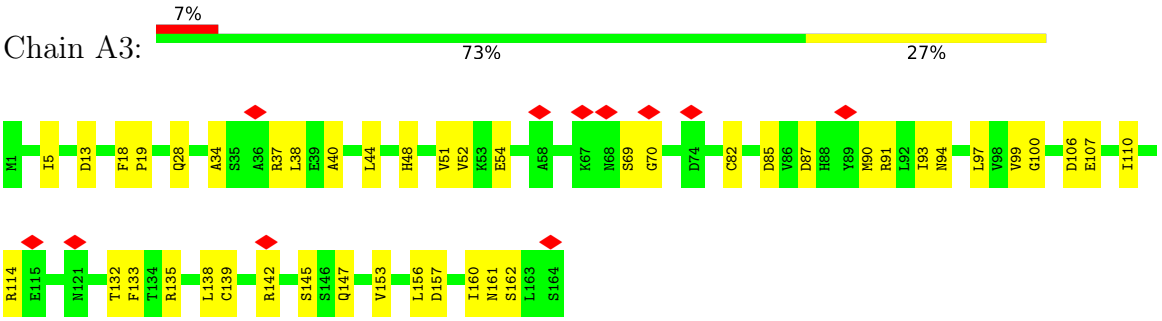

• Molecule 10: R-phycoerythrin alpha chain

Chain C3:

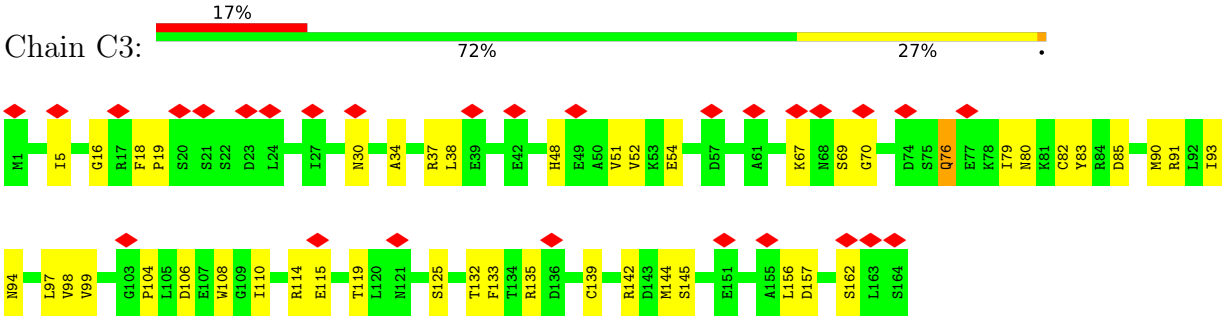

• Molecule 10: R-phycoerythrin alpha chain

Chain E3:

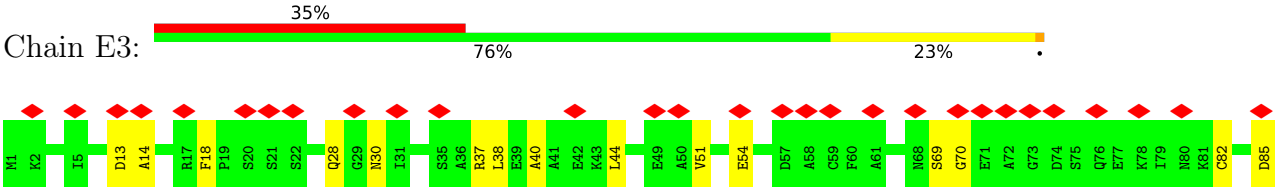

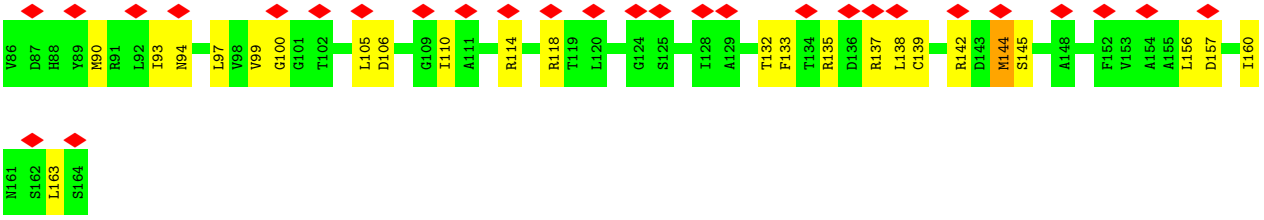

• Molecule 10: R-phycoerythrin alpha chain

Chain G3:



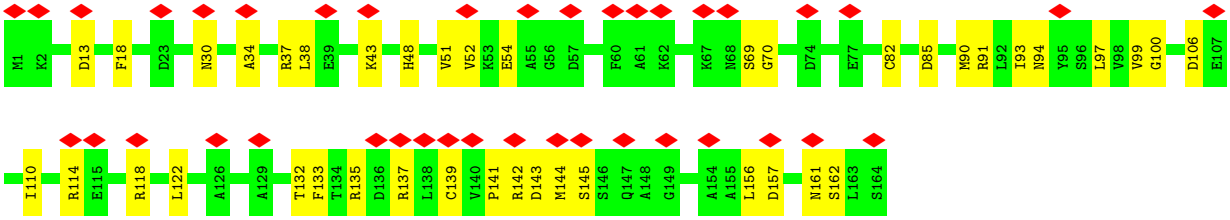

• Molecule 10: R-phycoerythrin alpha chain

Chain I3:



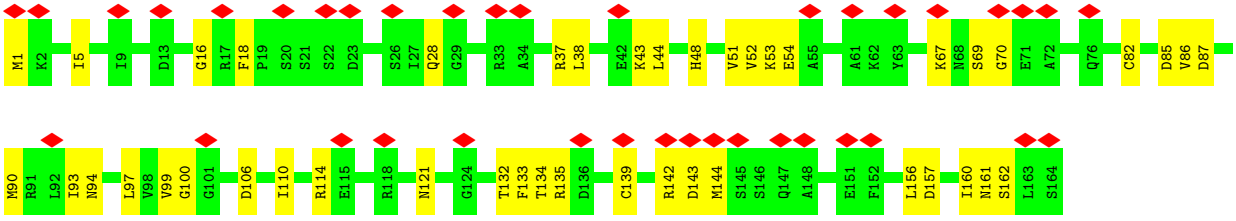

• Molecule 10: R-phycoerythrin alpha chain

Chain K3:



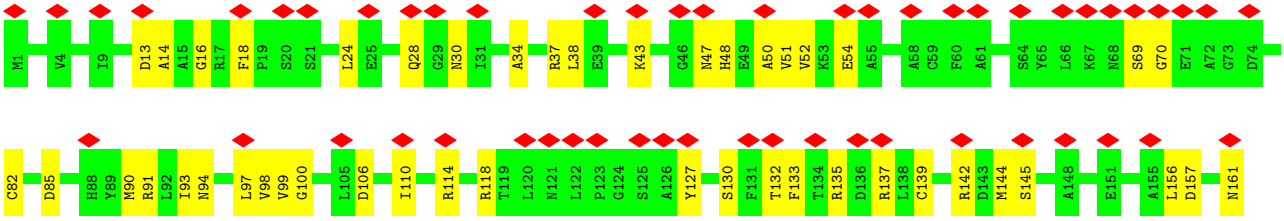

• Molecule 10: R-phycoerythrin alpha chain

Chain M3:



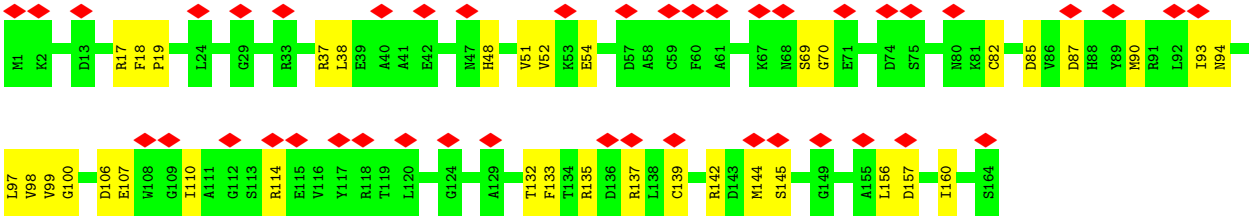

• Molecule 10: R-phycoerythrin alpha chain

Chain O3:

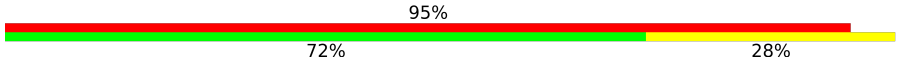

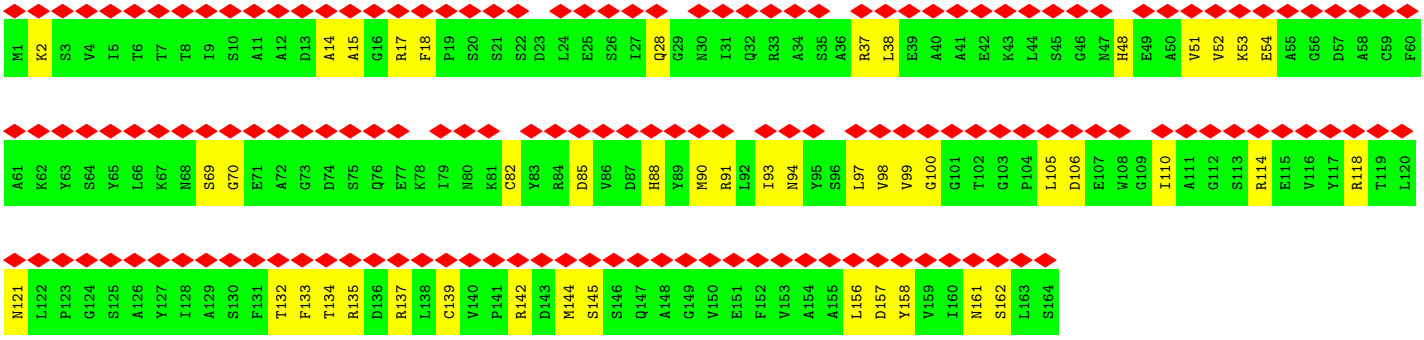

• Molecule 10: R-phycoerythrin alpha chain

Chain Q3:

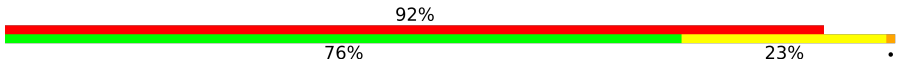

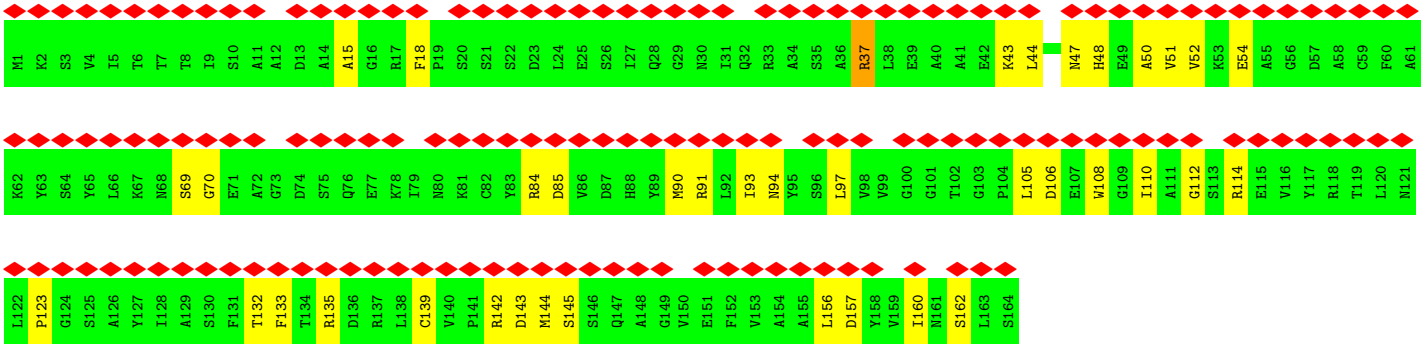

• Molecule 10: R-phycoerythrin alpha chain

Chain S3:



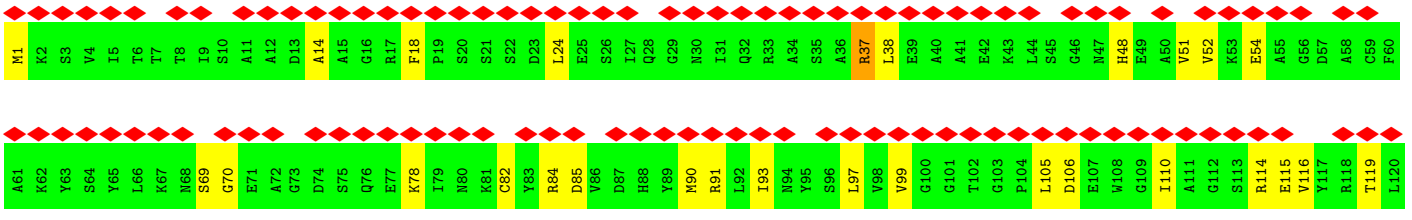

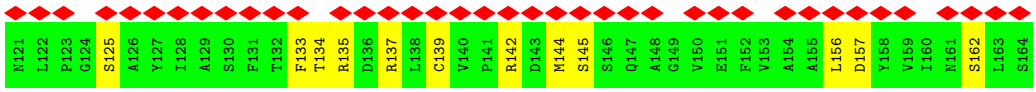

• Molecule 10: R-phycoerythrin alpha chain

Chain U3:

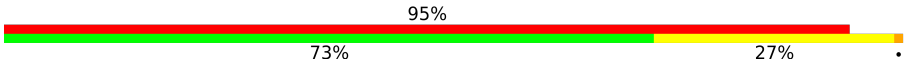

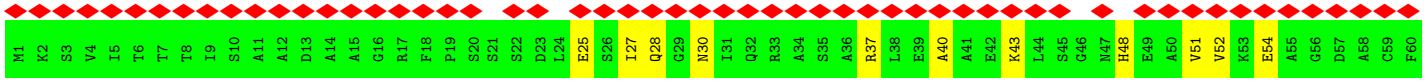

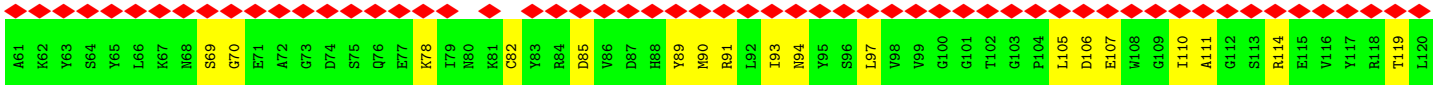

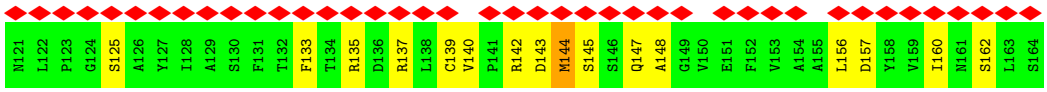

• Molecule 10: R-phycoerythrin alpha chain

Chain W3:

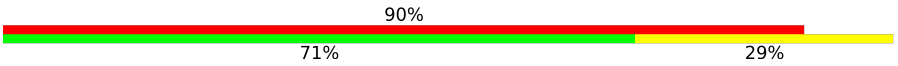

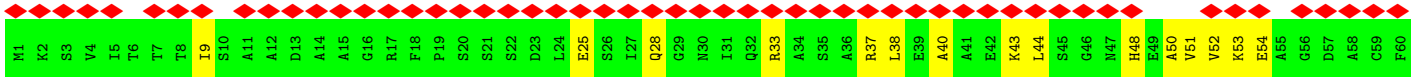

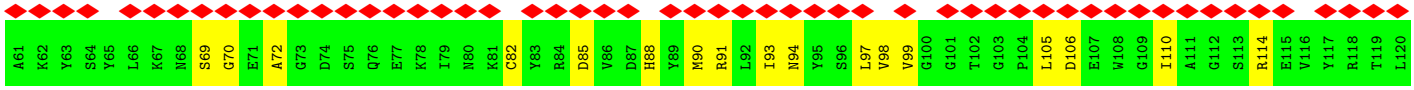

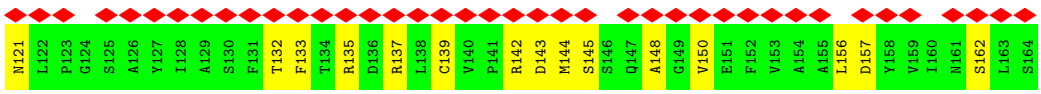

• Molecule 10: R-phycoerythrin alpha chain

Chain Y3:

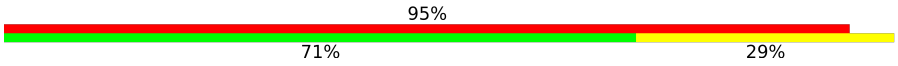

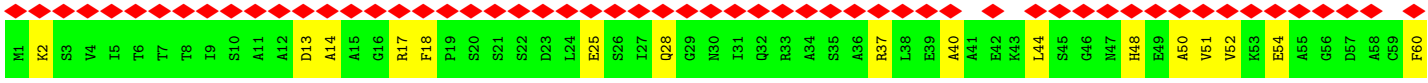

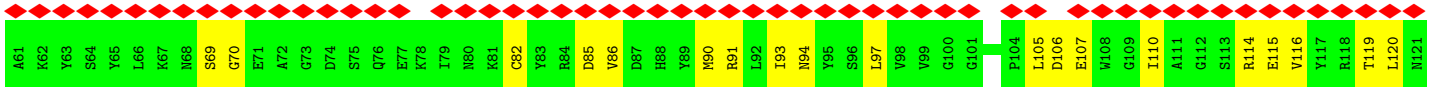

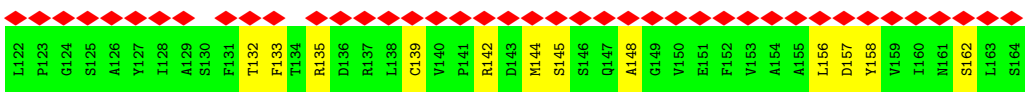

• Molecule 10: R-phycoerythrin alpha chain

Chain e3:



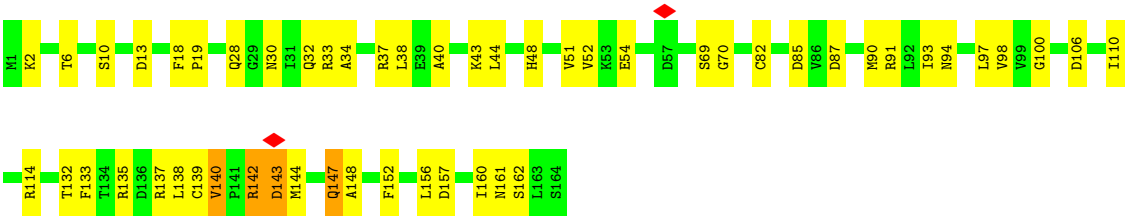

• Molecule 10: R-phycoerythrin alpha chain

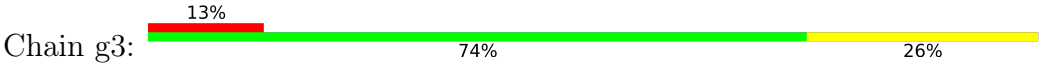

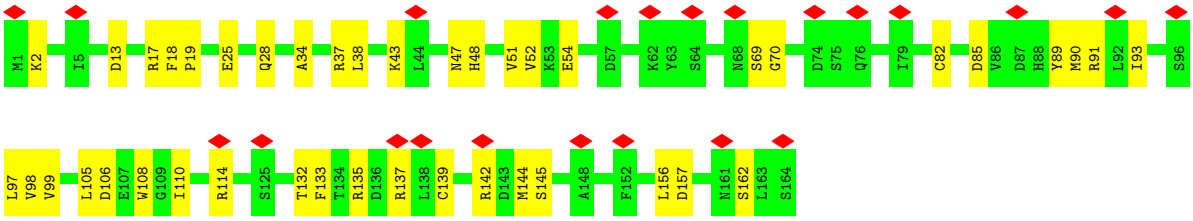

• Molecule 10: R-phycoerythrin alpha chain



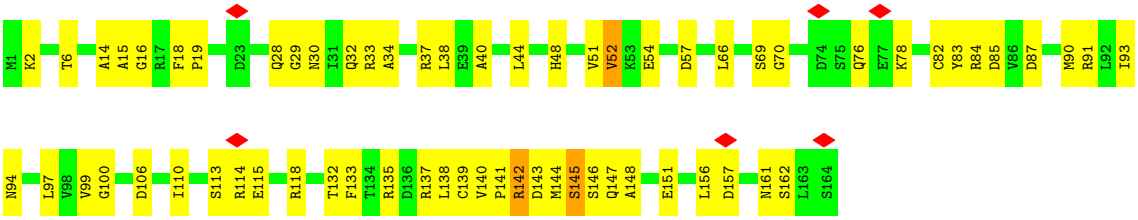

• Molecule 10: R-phycoerythrin alpha chain



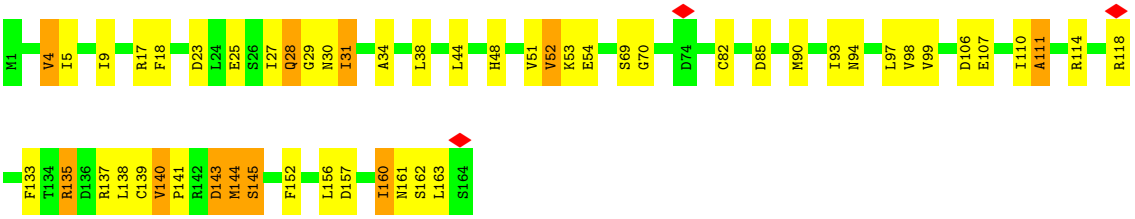

• Molecule 10: R-phycoerythrin alpha chain



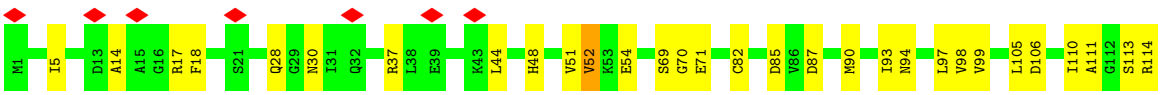

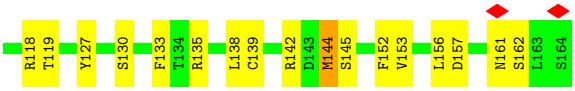

• Molecule 10: R-phycoerythrin alpha chain

Chain o3:



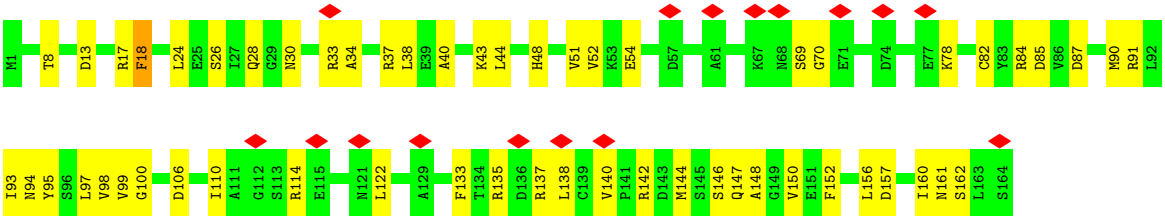

• Molecule 10: R-phycoerythrin alpha chain

Chain q3:



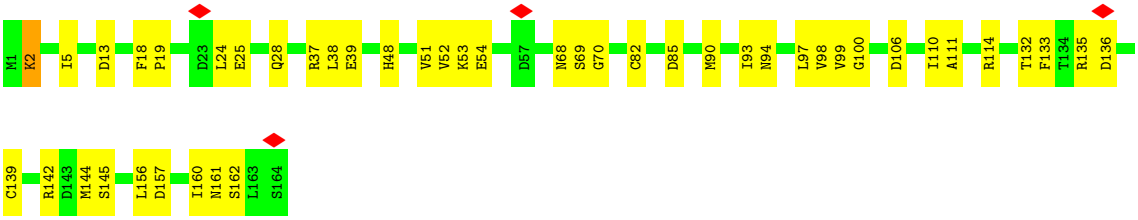

• Molecule 10: R-phycoerythrin alpha chain

Chain s3:



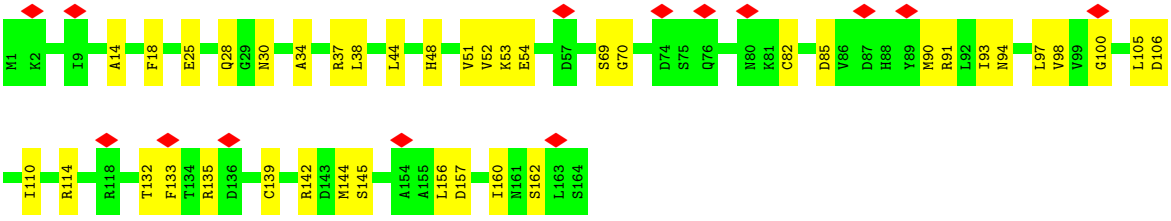

• Molecule 10: R-phycoerythrin alpha chain

Chain u3:



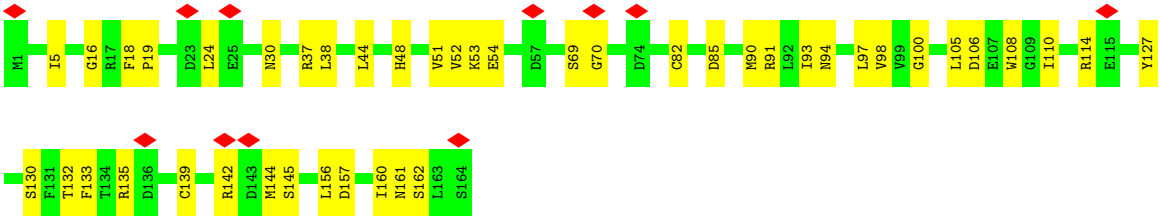

• Molecule 10: R-phycoerythrin alpha chain

Chain w3:

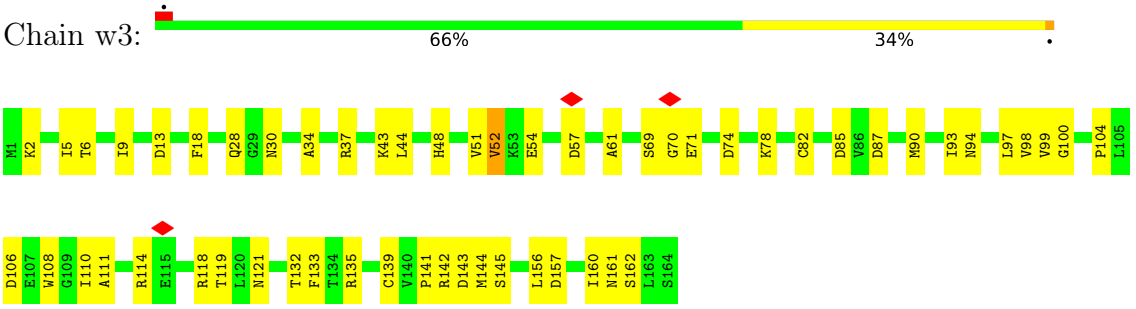

• Molecule 10: R-phycoerythrin alpha chain

Chain y3:

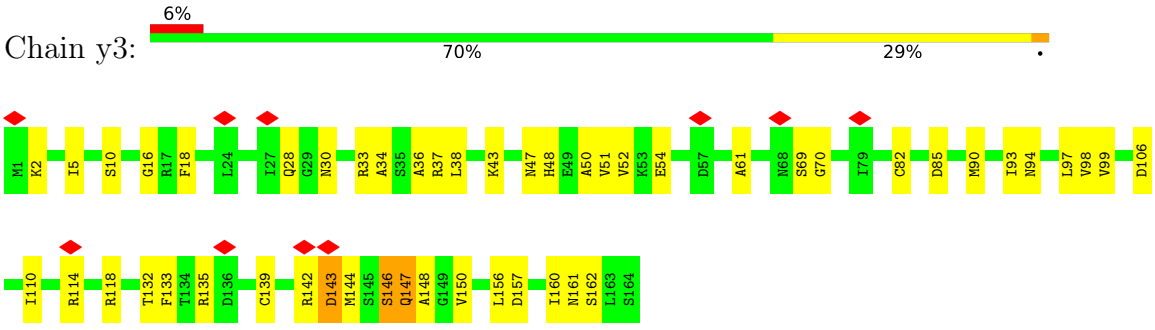

• Molecule 10: R-phycoerythrin alpha chain

Chain A4:

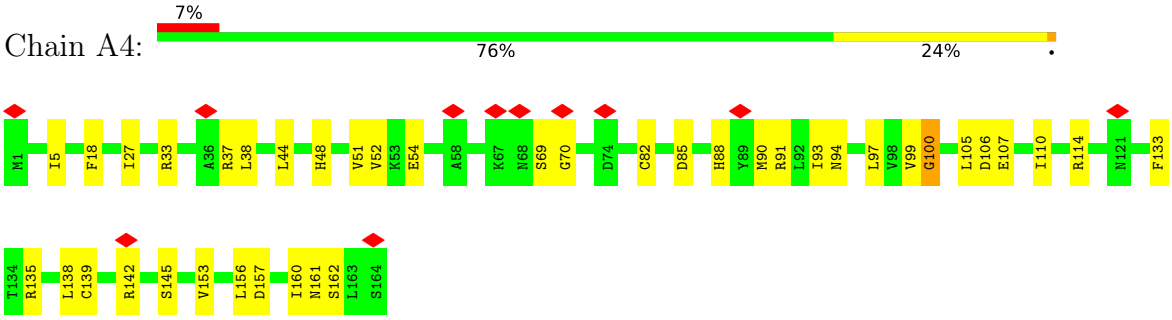

• Molecule 10: R-phycoerythrin alpha chain

Chain C4:

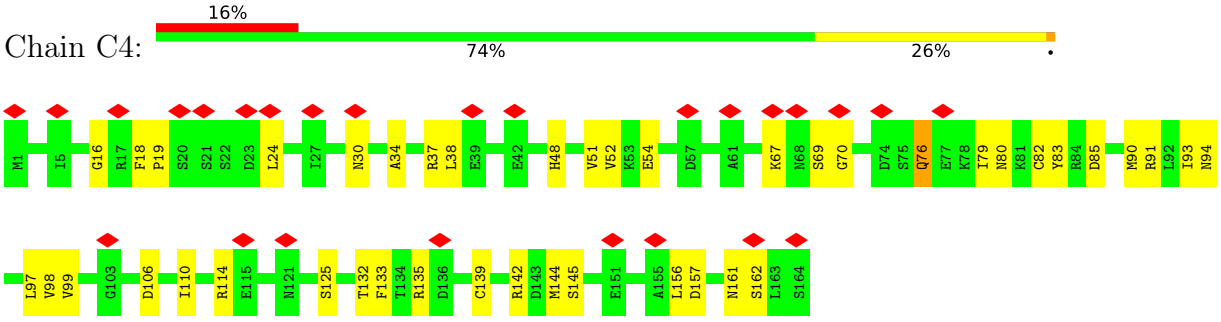

• Molecule 10: R-phycoerythrin alpha chain

Chain E4:

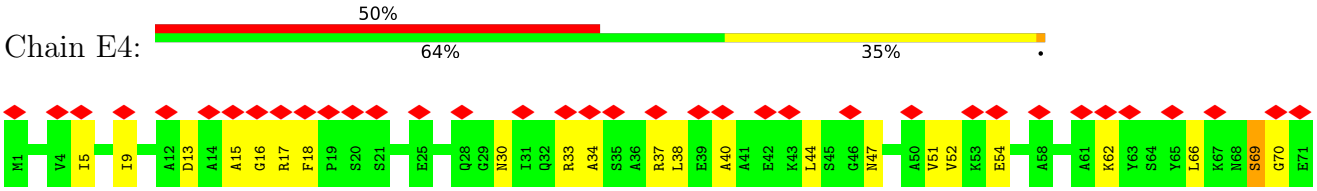

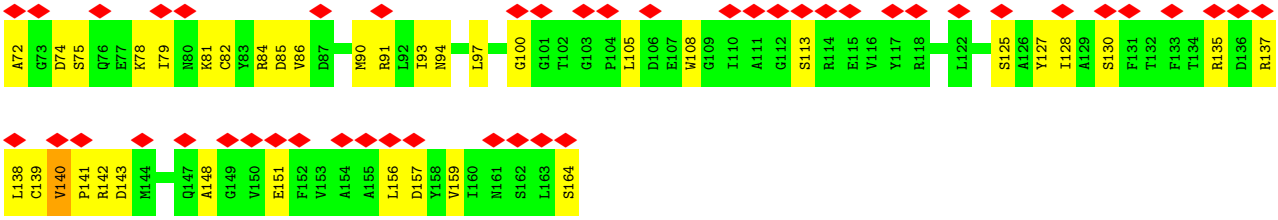

• Molecule 10: R-phycoerythrin alpha chain

Chain G4:





• Molecule 10: R-phycoerythrin alpha chain

Chain I4:



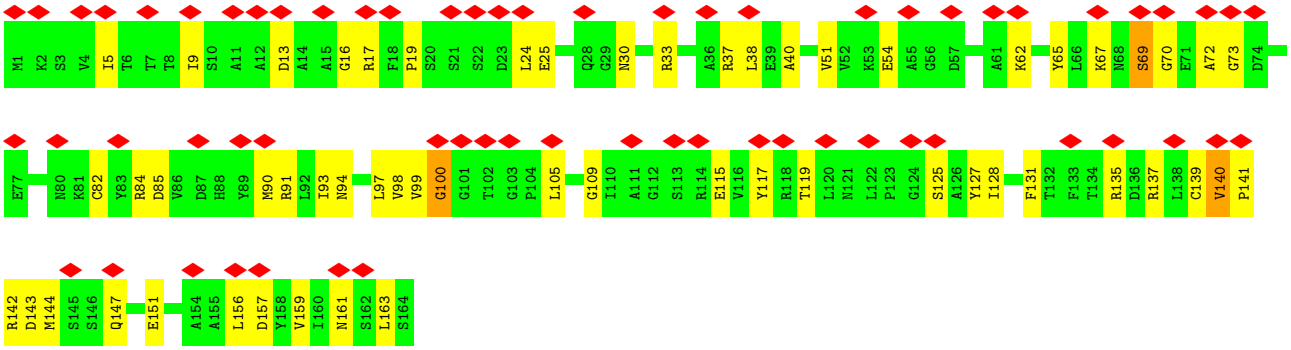

• Molecule 10: R-phycoerythrin alpha chain

Chain K4:



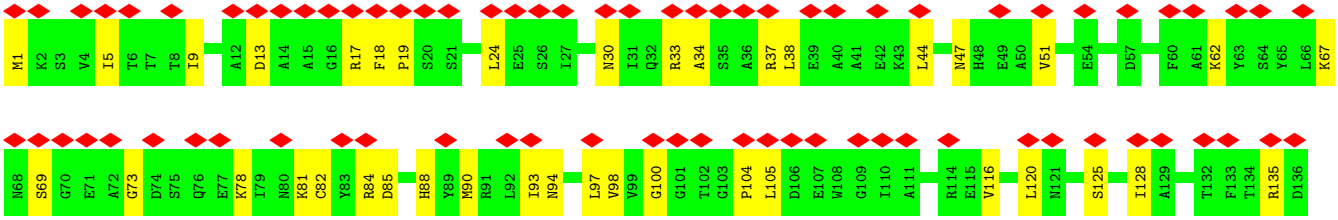

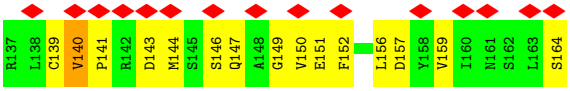

• Molecule 10: R-phycoerythrin alpha chain

Chain M4:



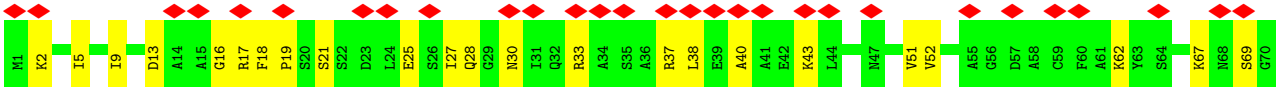

• Molecule 10: R-phycoerythrin alpha chain

Chain O4:



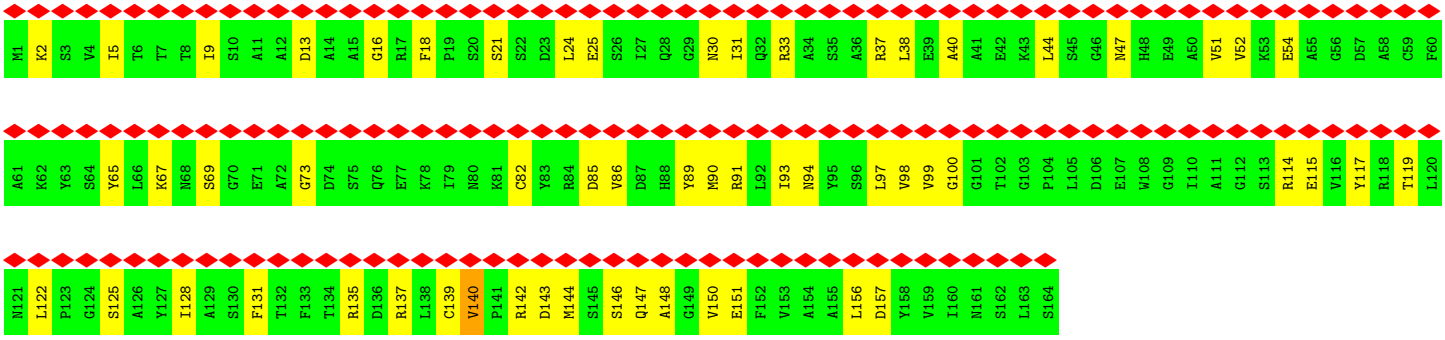

• Molecule 10: R-phycoerythrin alpha chain

Chain Q4:



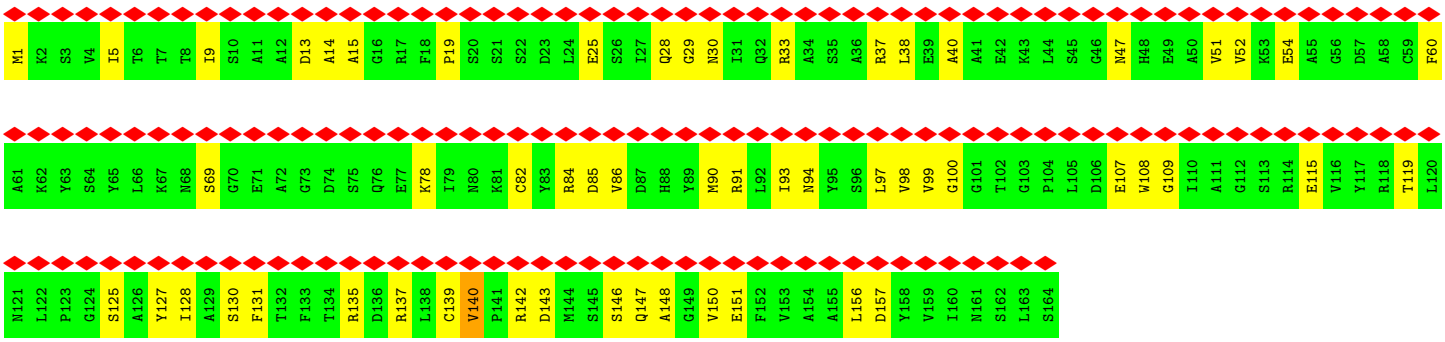

• Molecule 10: R-phycoerythrin alpha chain

Chain S4:



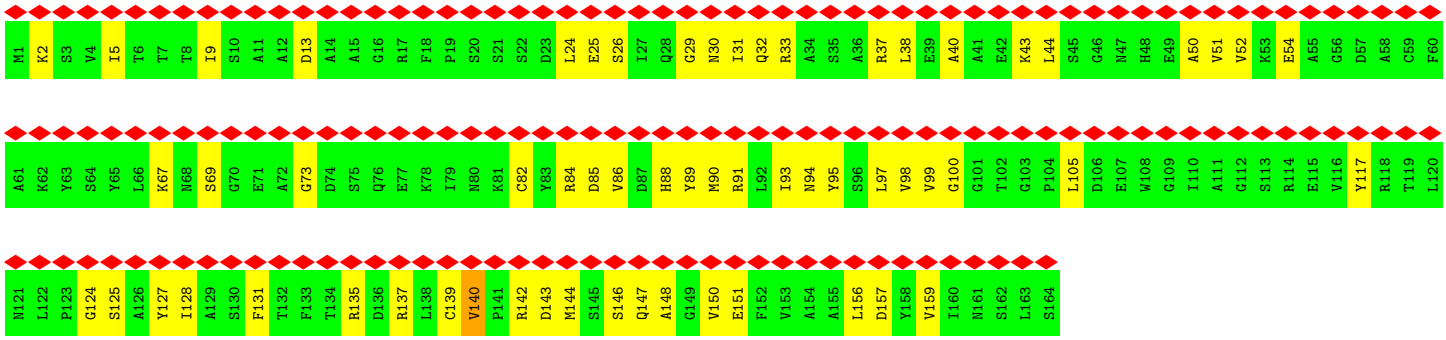

• Molecule 10: R-phycoerythrin alpha chain

Chain U4:



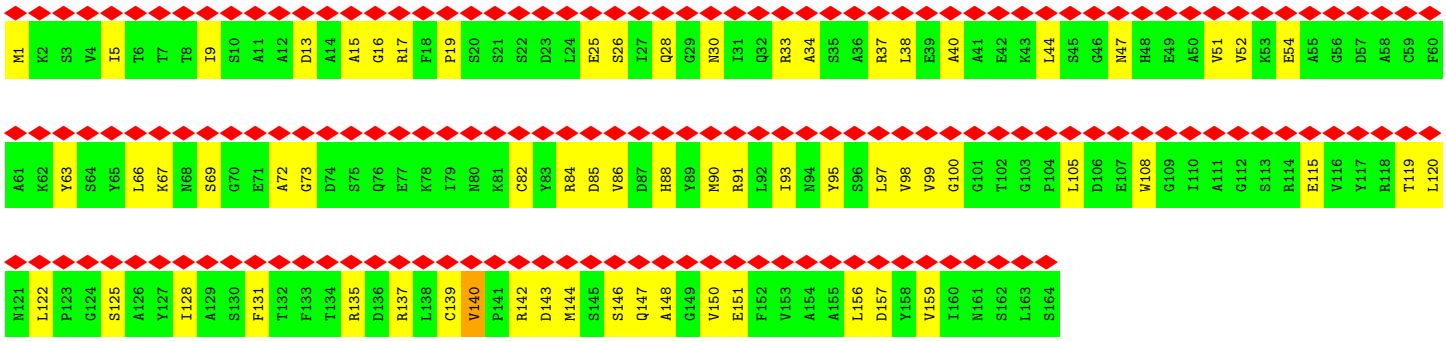

• Molecule 10: R-phycoerythrin alpha chain

Chain W4:

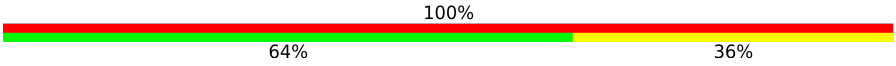



• Molecule 10: R-phycoerythrin alpha chain

Chain Y4:



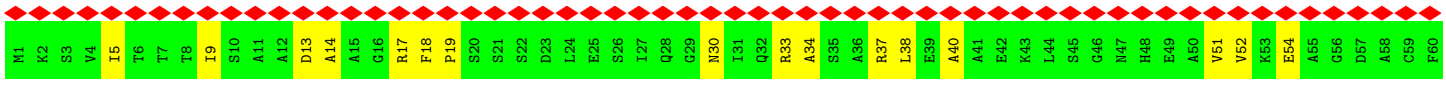

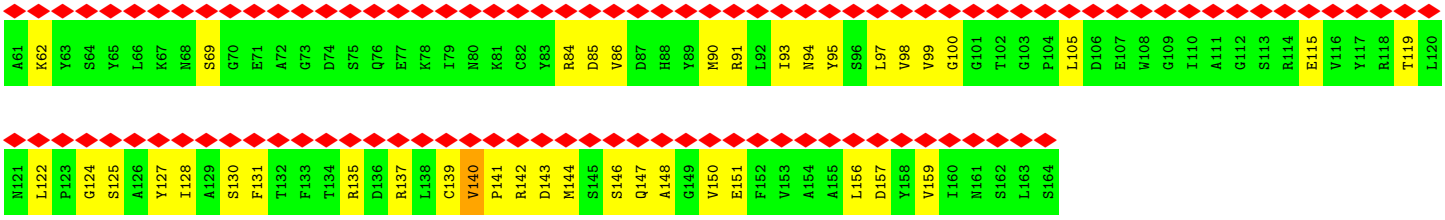

• Molecule 10: R-phycoerythrin alpha chain

Chain m4:



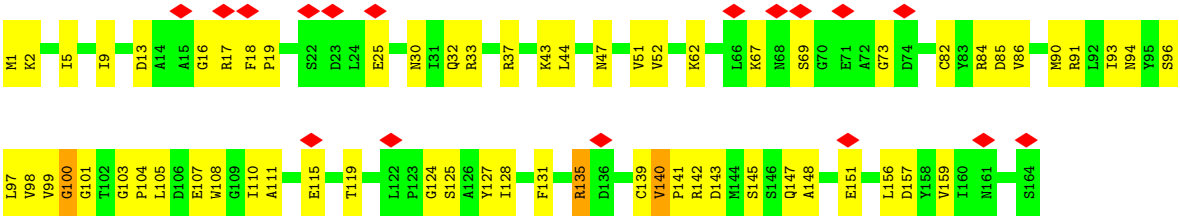

• Molecule 10: R-phycoerythrin alpha chain

Chain o4:



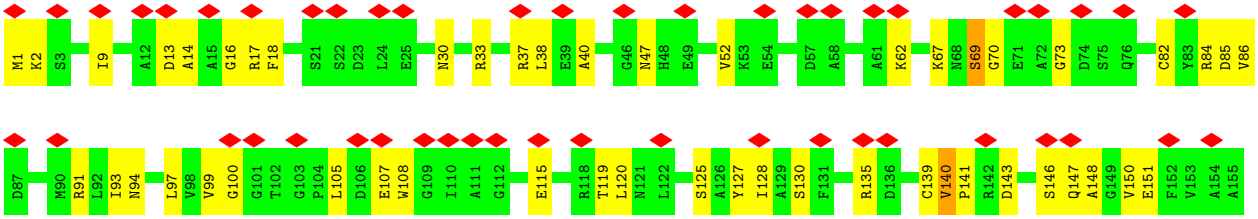

• Molecule 10: R-phycoerythrin alpha chain

Chain q4:



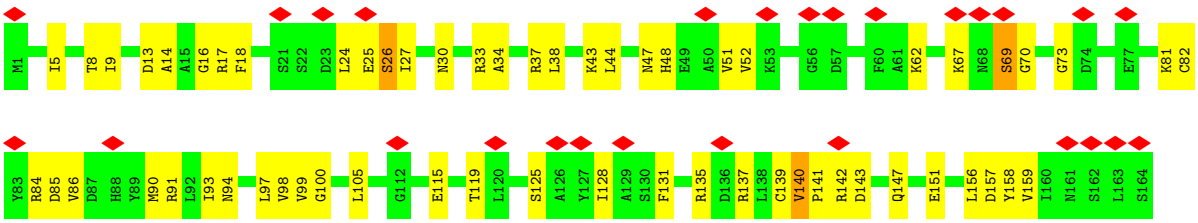

• Molecule 10: R-phycoerythrin alpha chain

Chain s4:



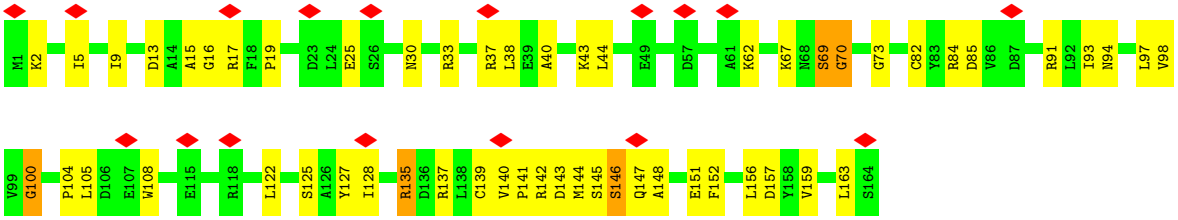

• Molecule 10: R-phycoerythrin alpha chain

Chain u4:



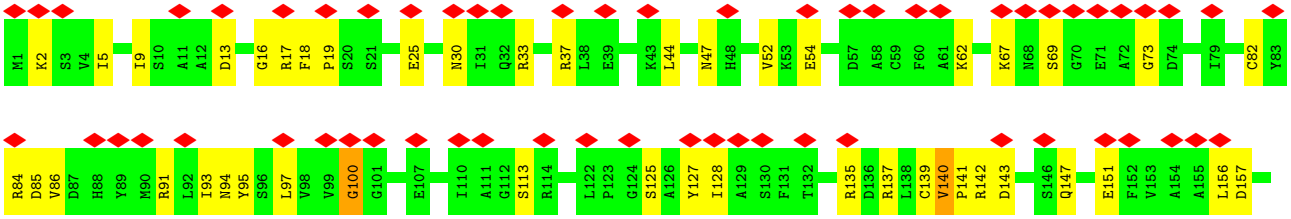

• Molecule 10: R-phycoerythrin alpha chain

Chain w4:



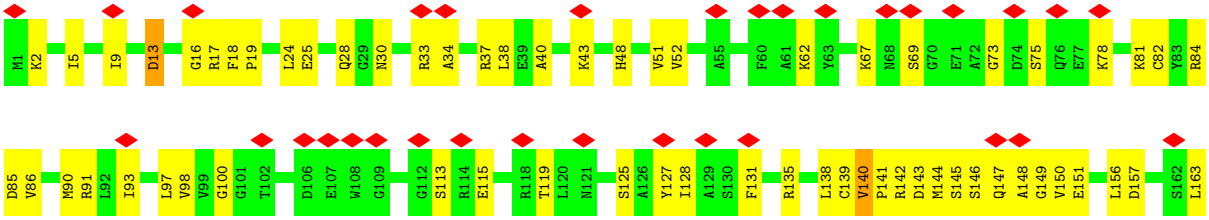

• Molecule 10: R-phycoerythrin alpha chain

Chain y4:



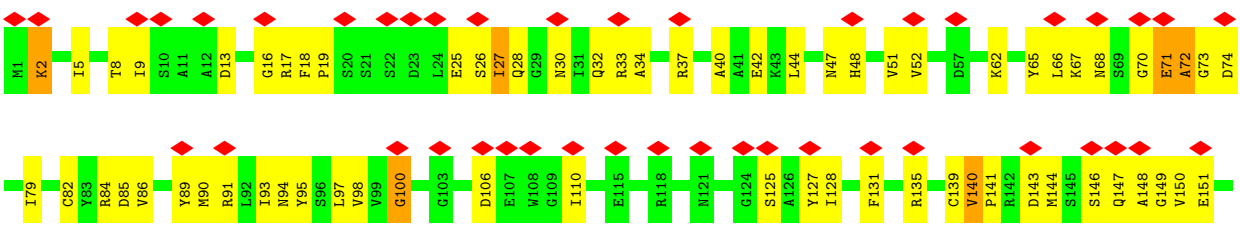

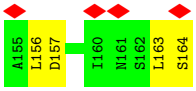

• Molecule 10: R-phycoerythrin alpha chain

Chain A5:

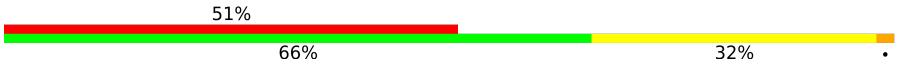

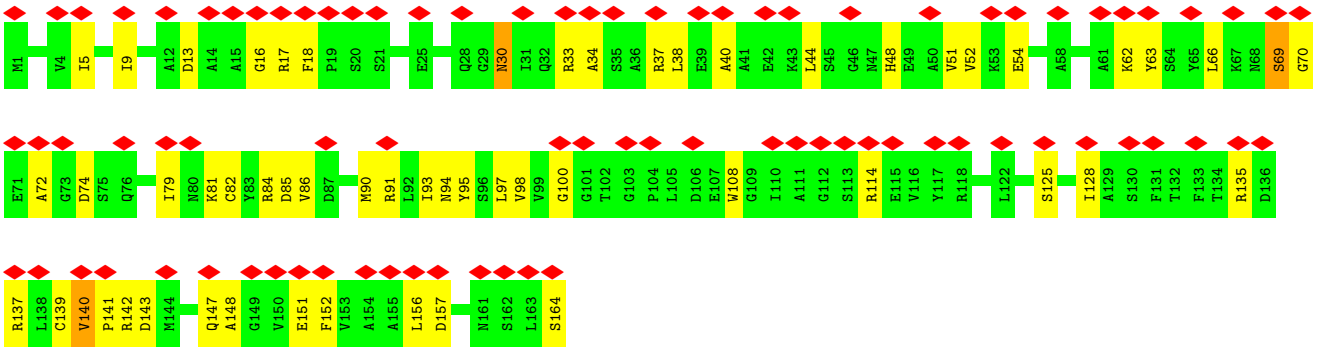

• Molecule 10: R-phycoerythrin alpha chain

Chain C5:



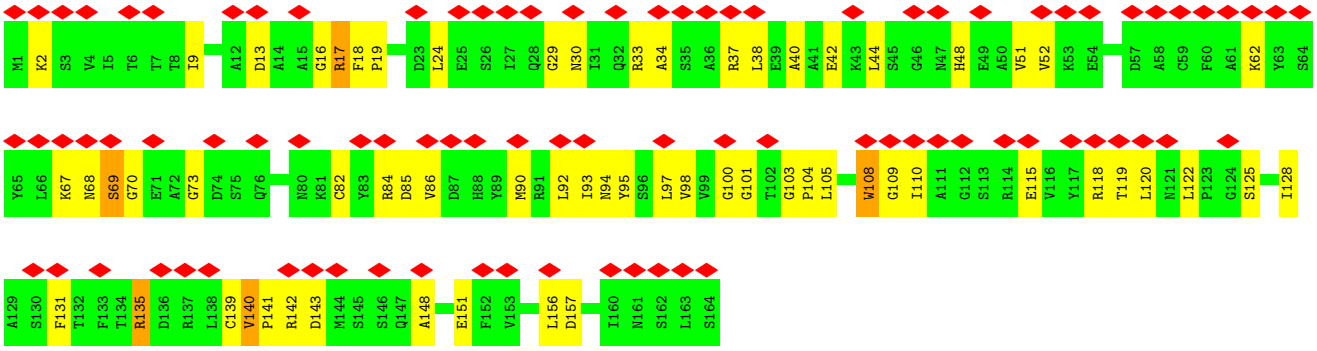

• Molecule 10: R-phycoerythrin alpha chain

Chain E5:



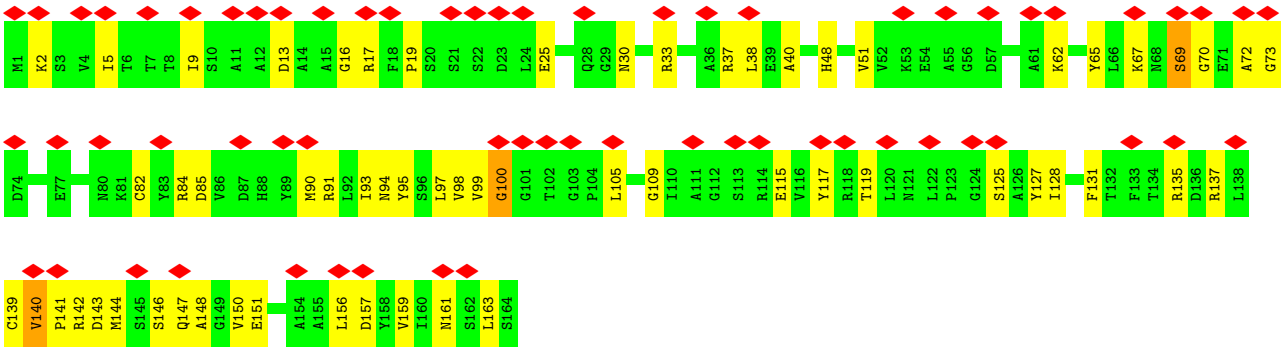

• Molecule 10: R-phycoerythrin alpha chain

Chain G5:

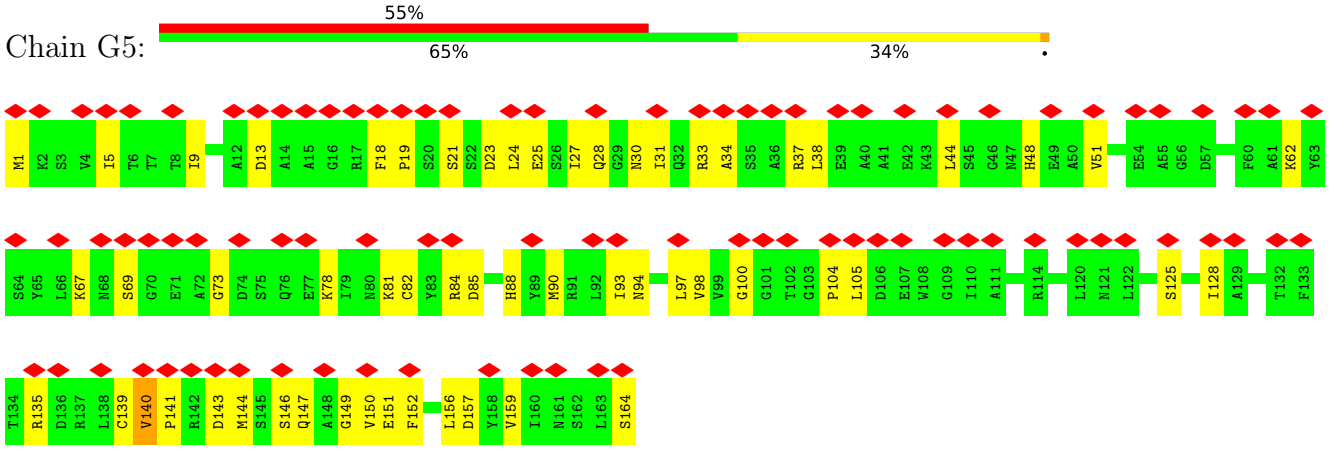

• Molecule 10: R-phycoerythrin alpha chain

Chain I5:

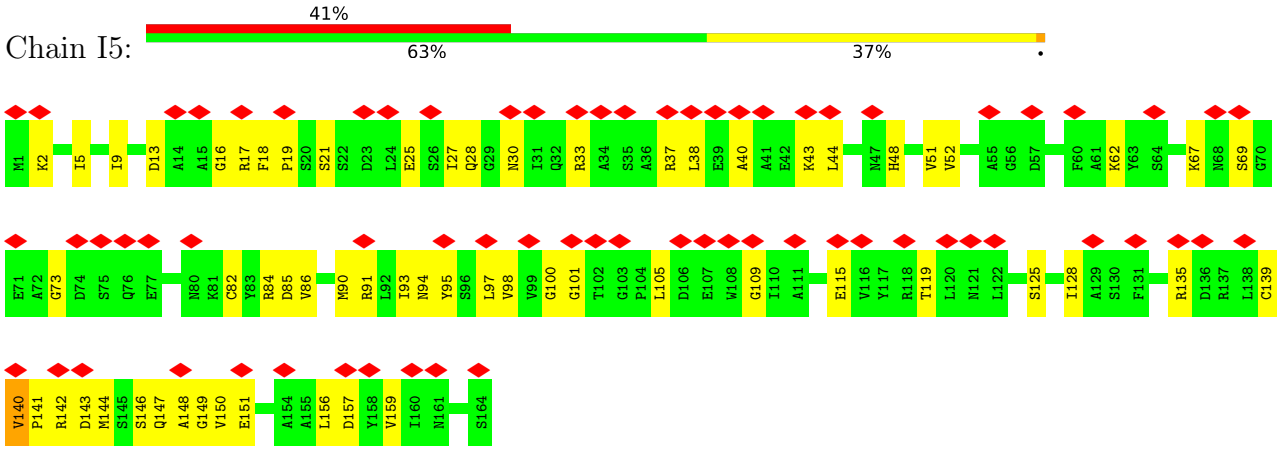

• Molecule 10: R-phycoerythrin alpha chain

Chain K5:

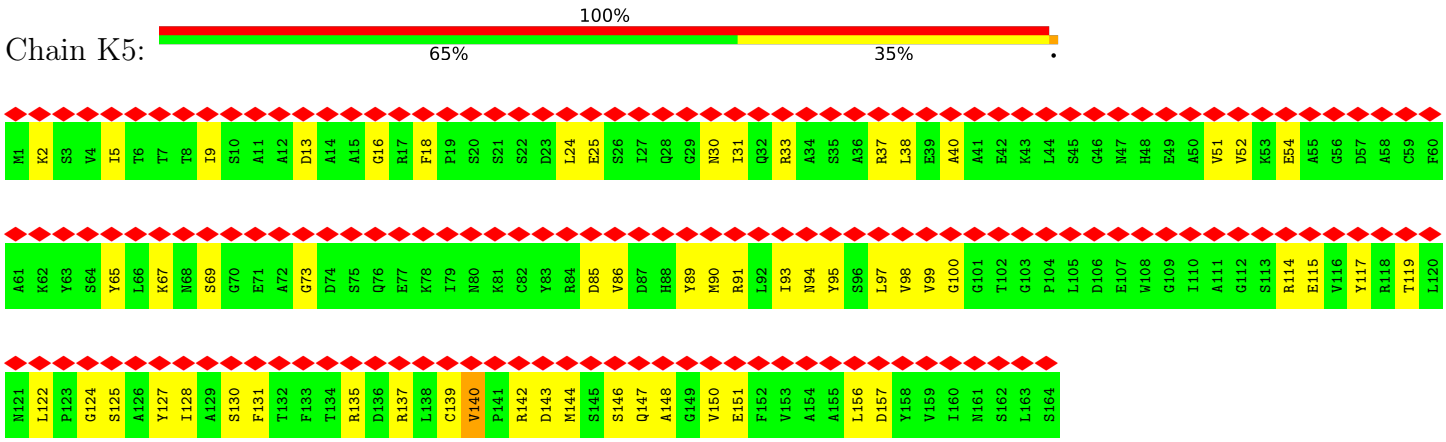

• Molecule 10: R-phycoerythrin alpha chain

Chain M5:

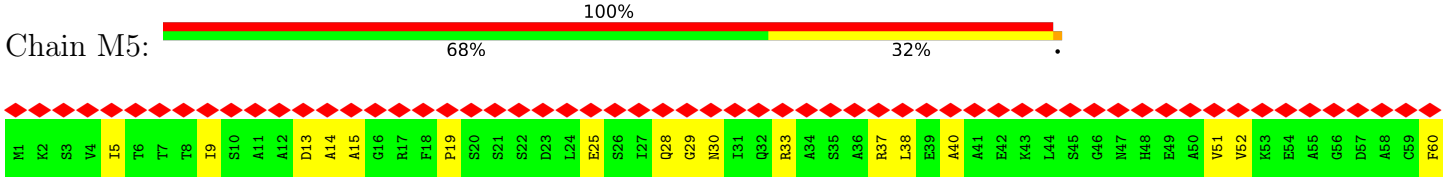

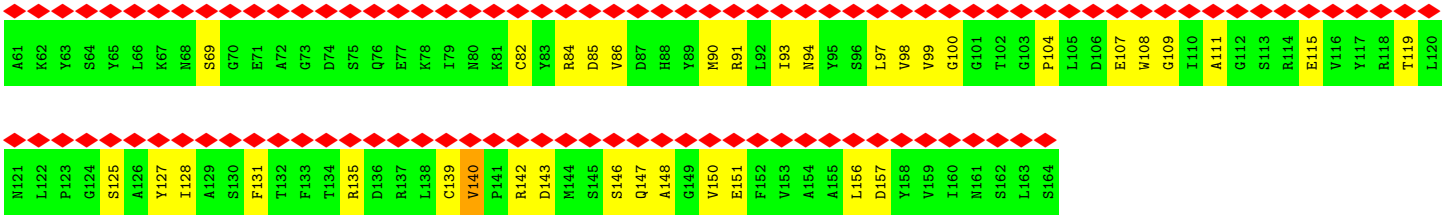

• Molecule 10: R-phycoerythrin alpha chain

Chain O5:



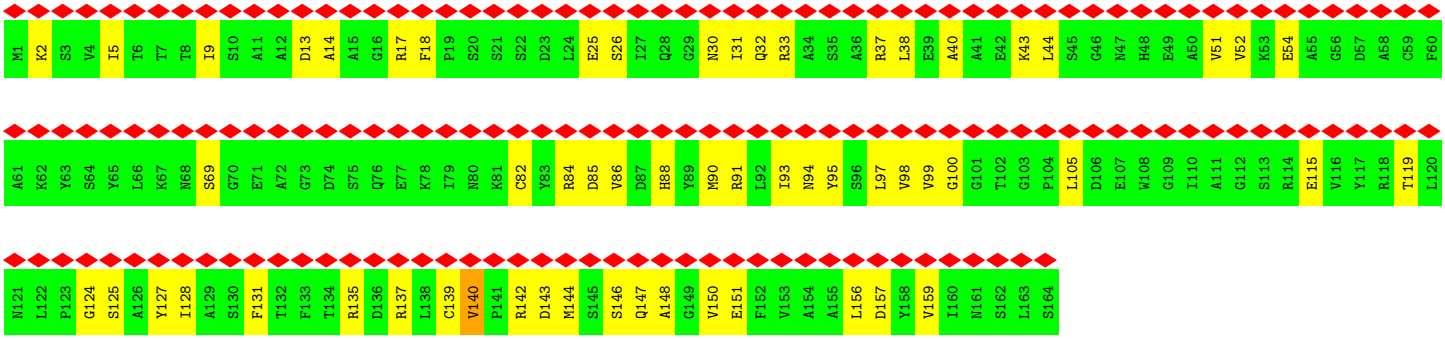

• Molecule 10: R-phycoerythrin alpha chain

Chain Q5:





• Molecule 10: R-phycoerythrin alpha chain

Chain S5:



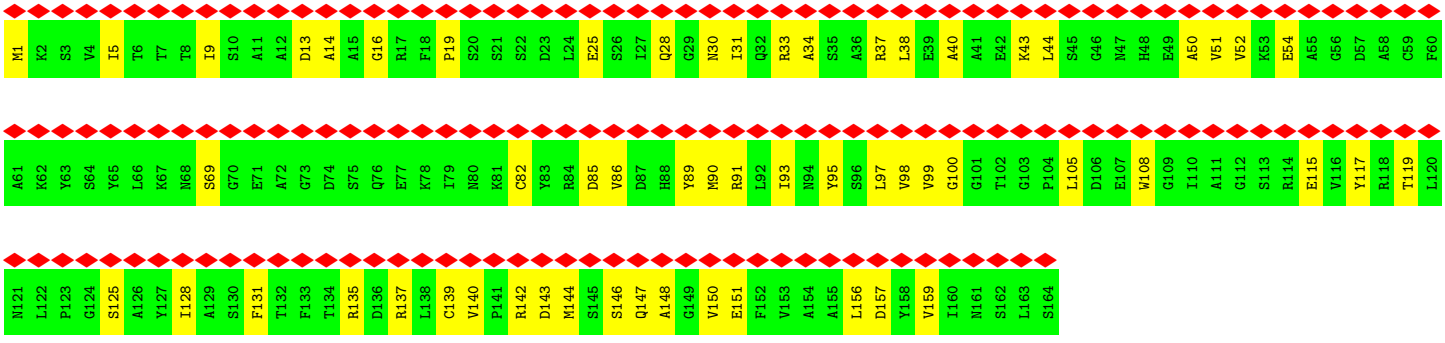

• Molecule 10: R-phycoerythrin alpha chain

Chain U5:

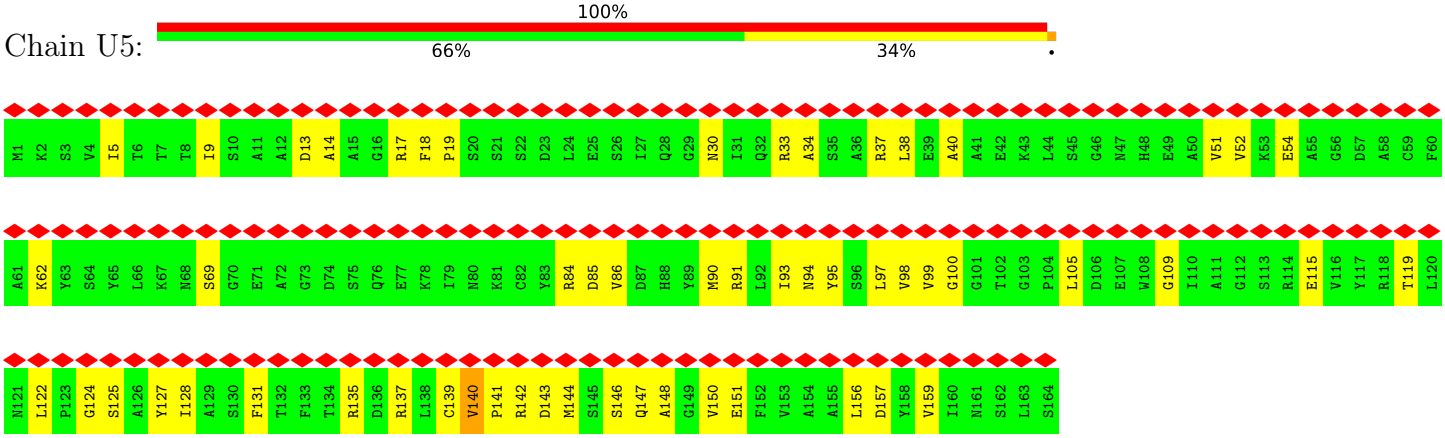

• Molecule 10: R-phycoerythrin alpha chain

Chain m5:

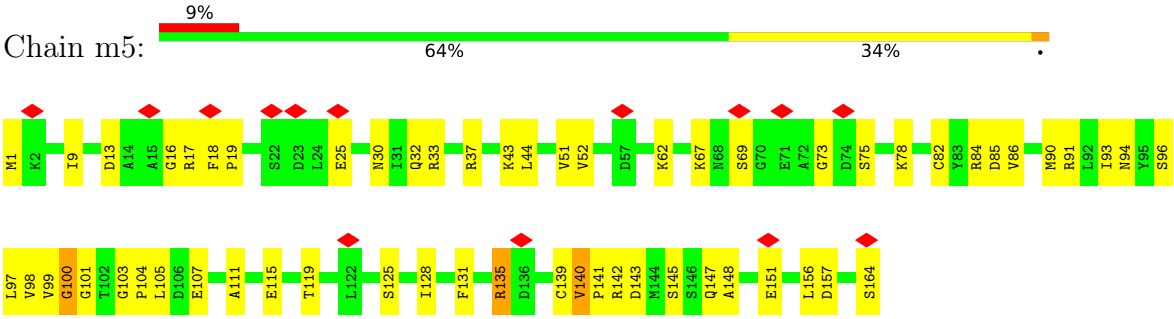

• Molecule 10: R-phycoerythrin alpha chain

Chain o5:

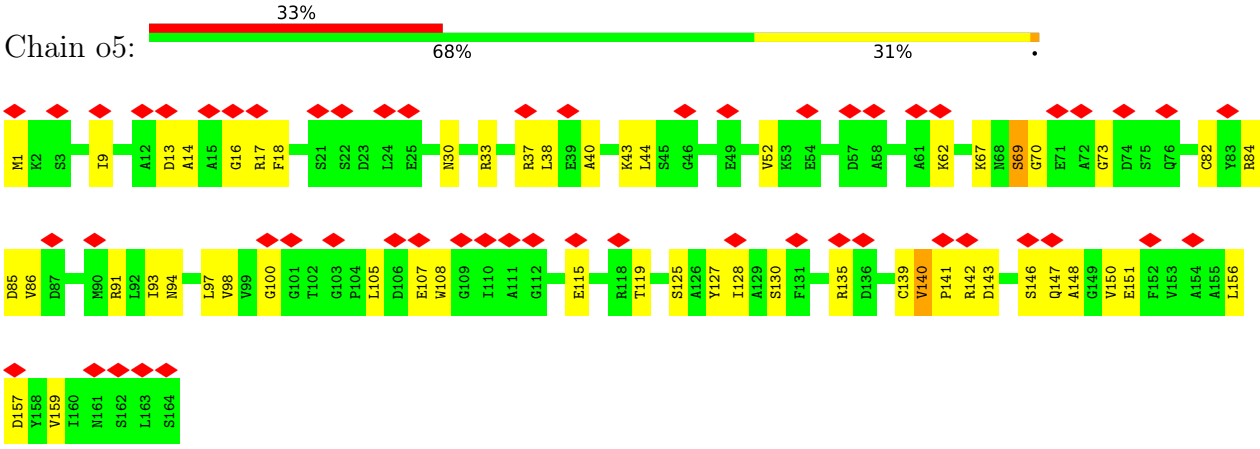

• Molecule 10: R-phycoerythrin alpha chain

Chain q5:

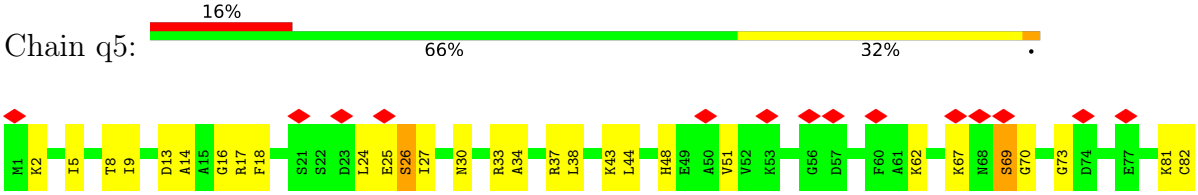



• Molecule 10: R-phycoerythrin alpha chain



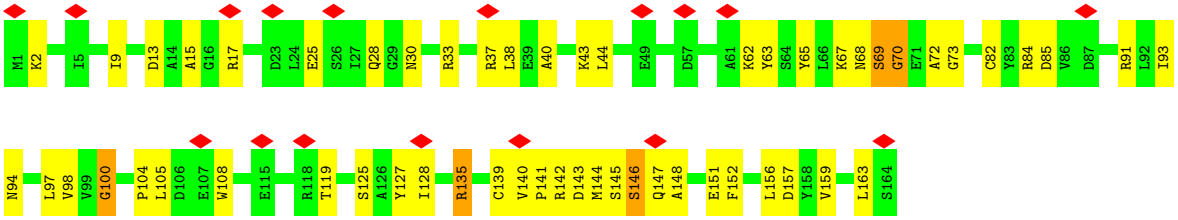

• Molecule 10: R-phycoerythrin alpha chain



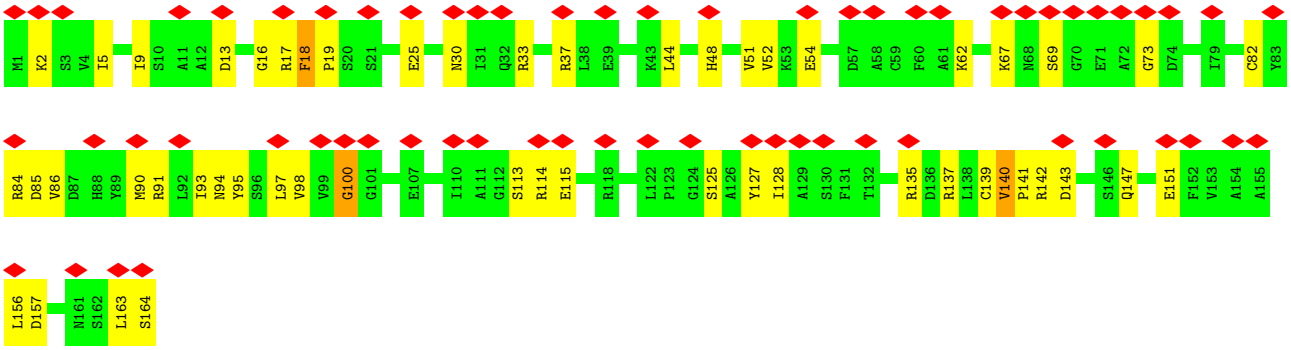

• Molecule 10: R-phycoerythrin alpha chain



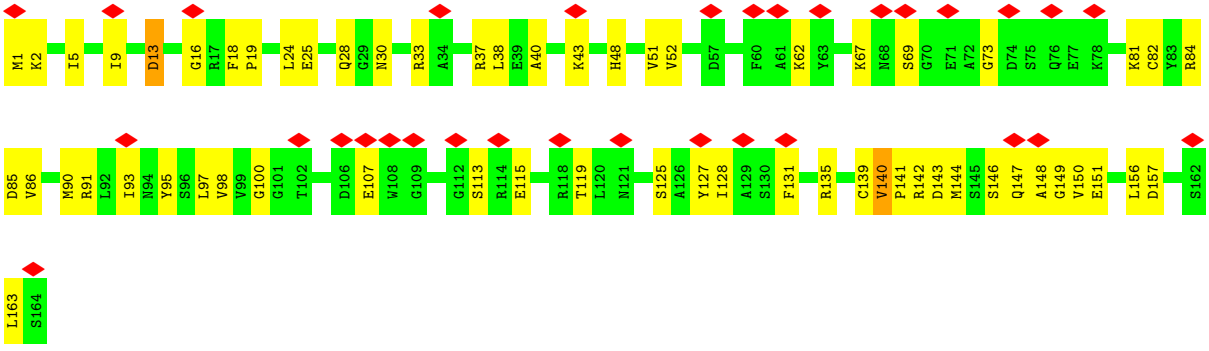

• Molecule 10: R-phycoerythrin alpha chain



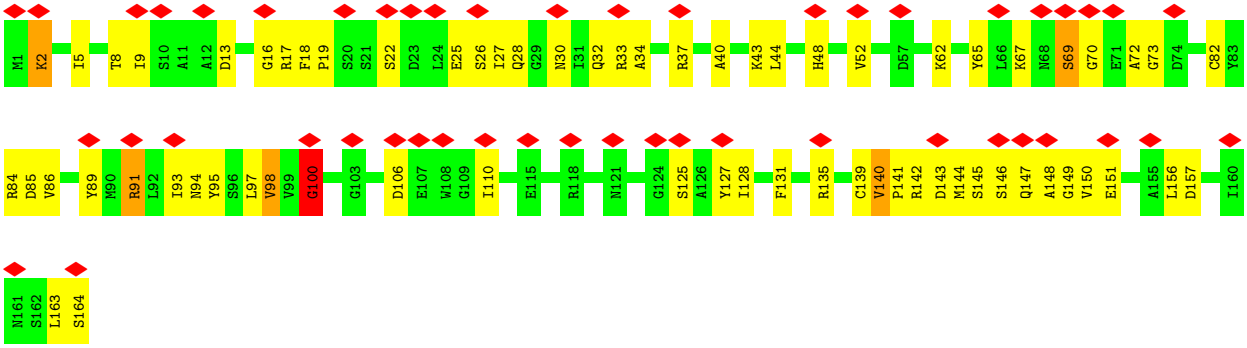

• Molecule 10: R-phycoerythrin alpha chain

Chain i8:

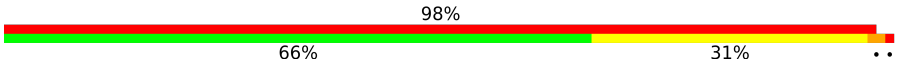



• Molecule 10: R-phycoerythrin alpha chain

Chain j8:

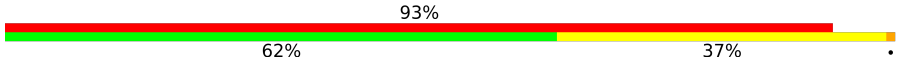

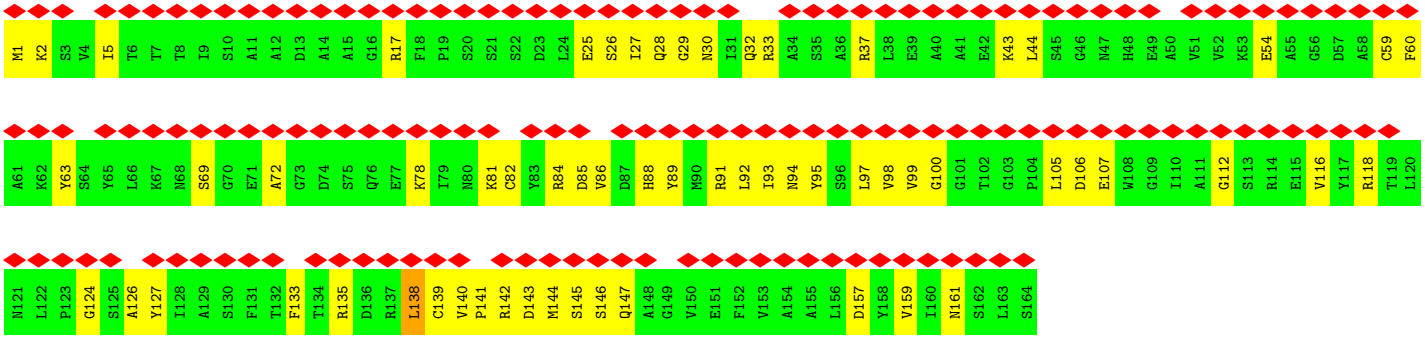

• Molecule 10: R-phycoerythrin alpha chain

Chain k8:



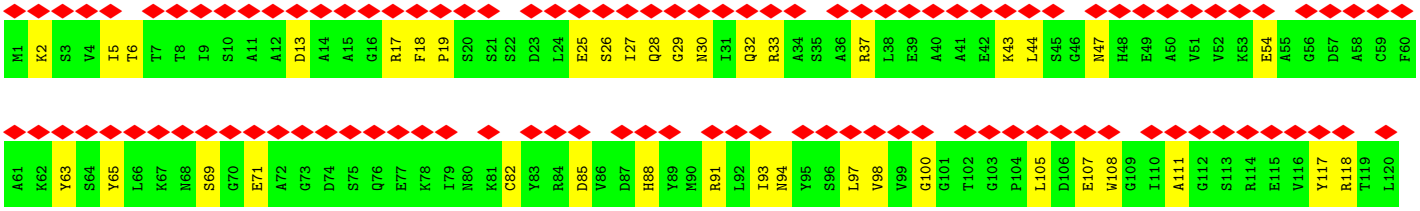

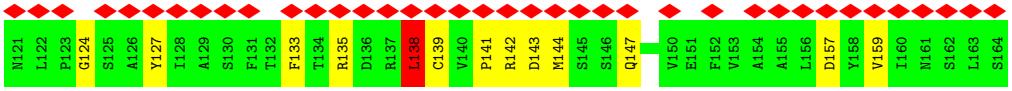

• Molecule 10: R-phycoerythrin alpha chain

Chain l8:

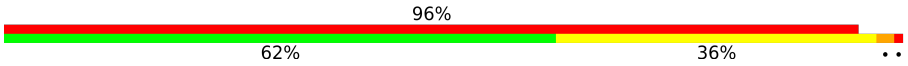



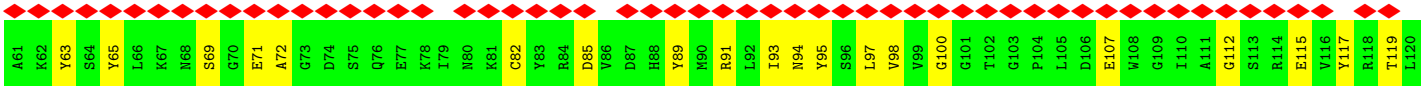

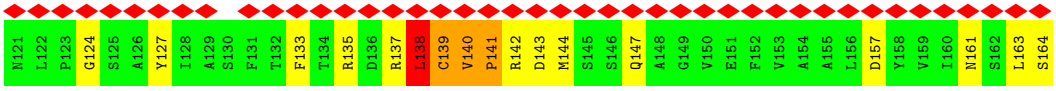

• Molecule 10: R-phycoerythrin alpha chain

Chain m8:

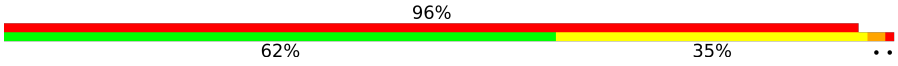

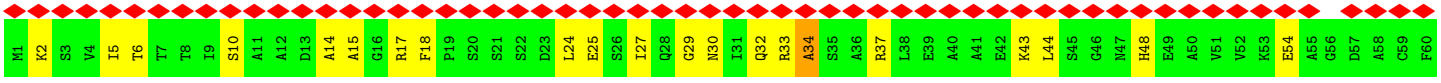

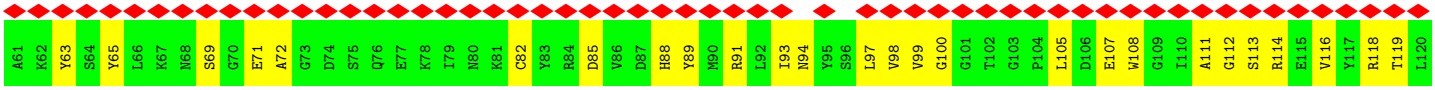

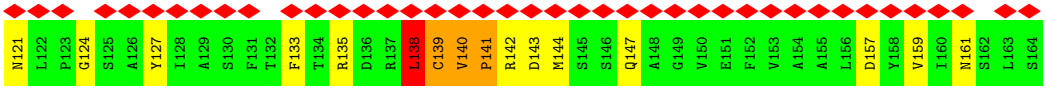

• Molecule 10: R-phycoerythrin alpha chain

Chain A6:



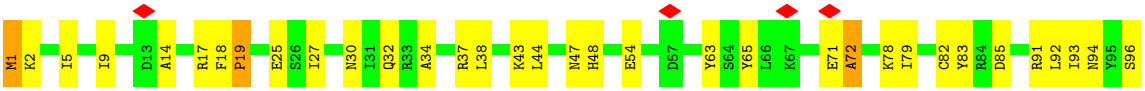



• Molecule 10: R-phycoerythrin alpha chain

Chain C6:



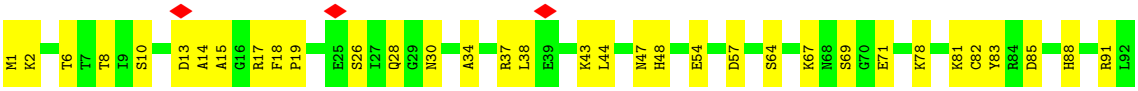

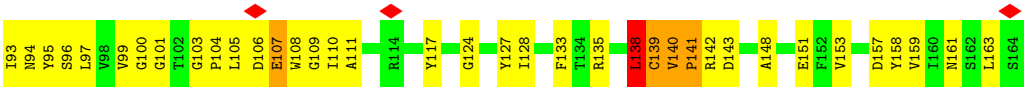

• Molecule 10: R-phycoerythrin alpha chain

Chain E6:



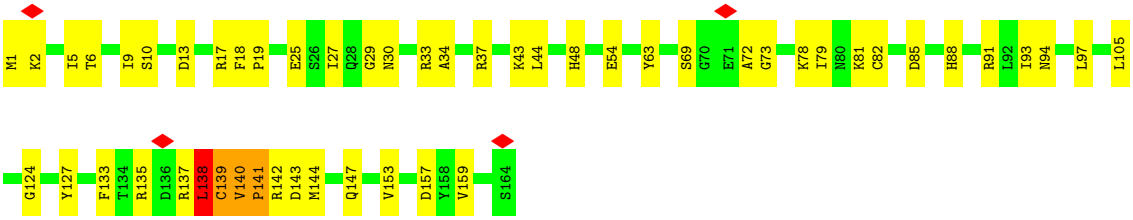

• Molecule 10: R-phycoerythrin alpha chain

Chain G6:



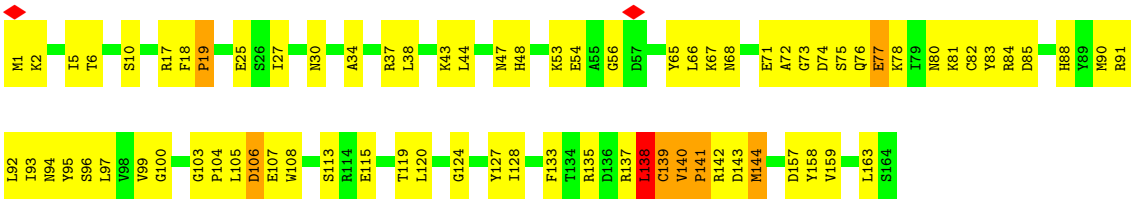

• Molecule 10: R-phycoerythrin alpha chain

Chain I6:



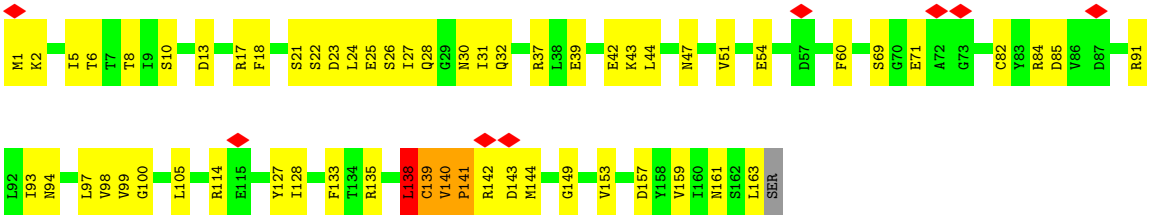

• Molecule 10: R-phycoerythrin alpha chain

Chain K6:



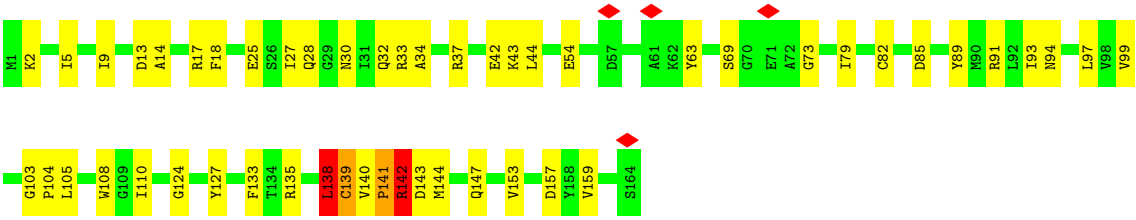

• Molecule 10: R-phycoerythrin alpha chain

Chain M6:

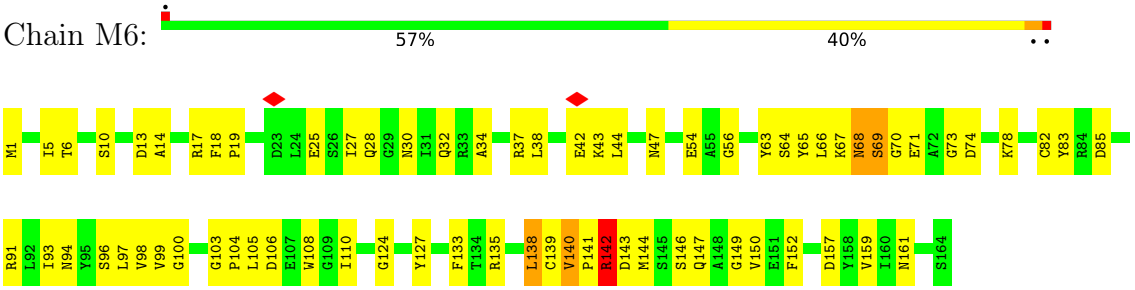

• Molecule 10: R-phycoerythrin alpha chain

Chain O6:

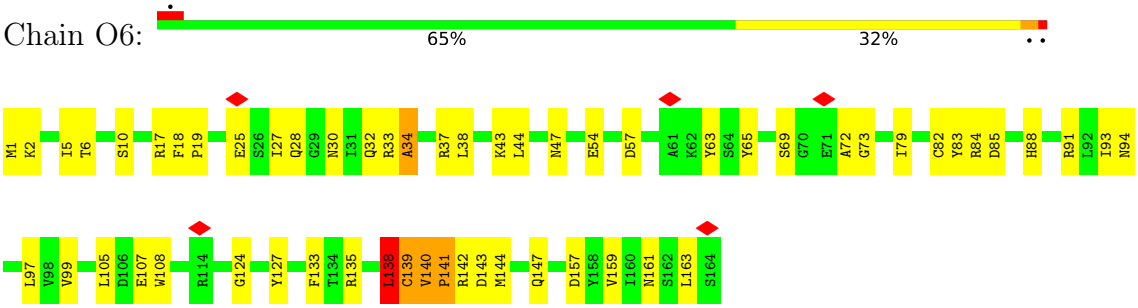

• Molecule 10: R-phycoerythrin alpha chain

Chain Q6:

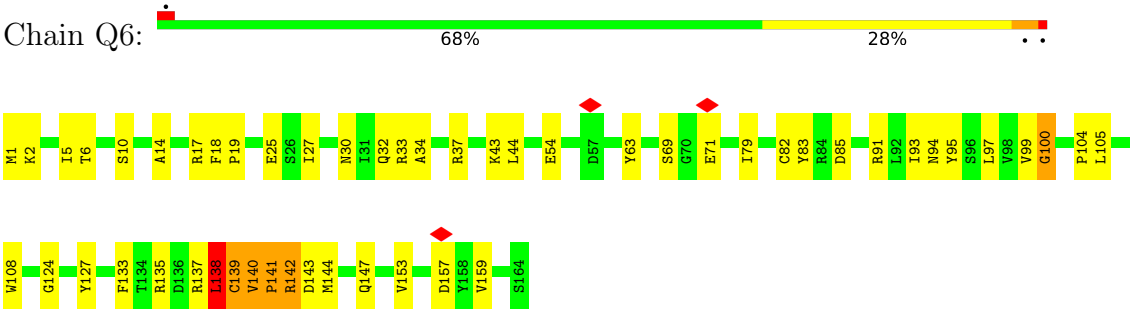

• Molecule 10: R-phycoerythrin alpha chain

Chain S6:

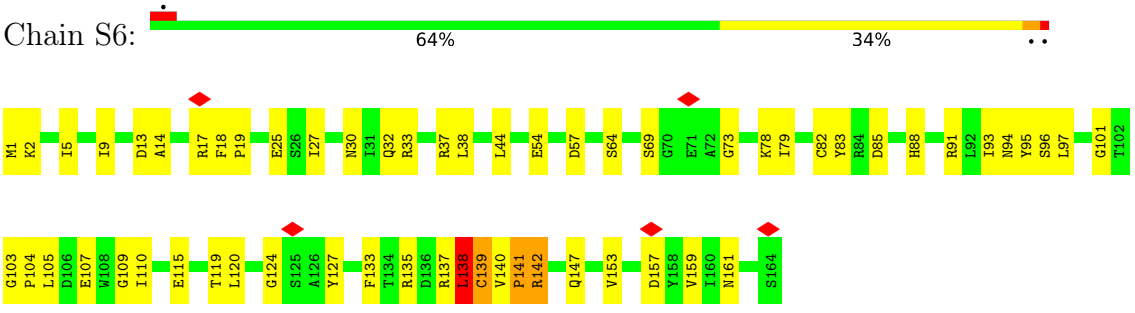

• Molecule 10: R-phycoerythrin alpha chain

Chain U6:

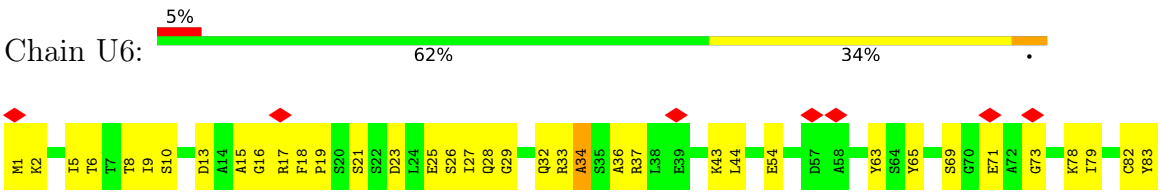

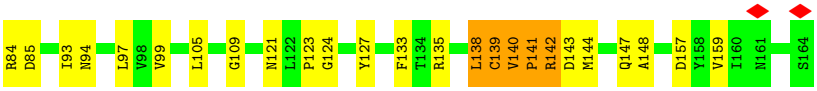

• Molecule 10: R-phycoerythrin alpha chain

Chain W6:



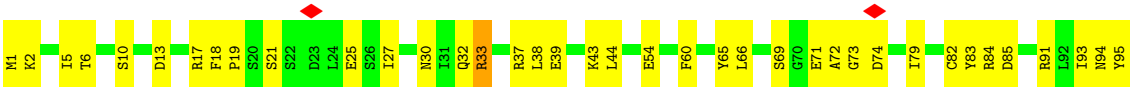

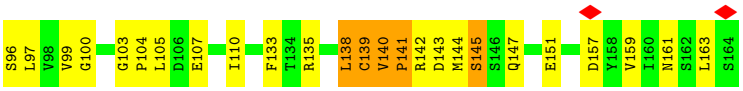

• Molecule 10: R-phycoerythrin alpha chain

Chain Y6:



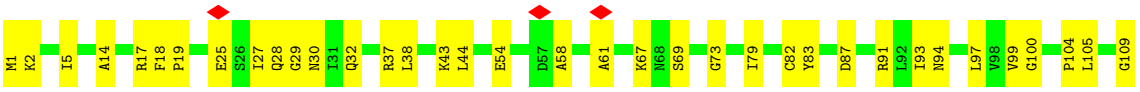

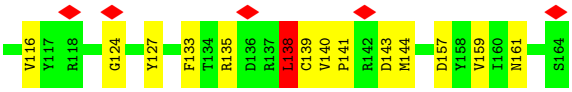

• Molecule 10: R-phycoerythrin alpha chain

Chain f6:



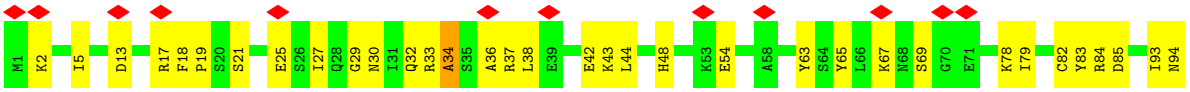

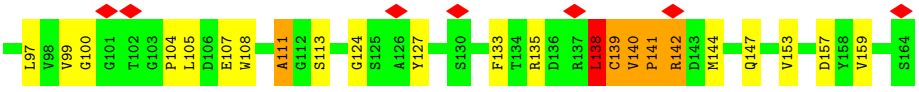

• Molecule 10: R-phycoerythrin alpha chain

Chain g6:





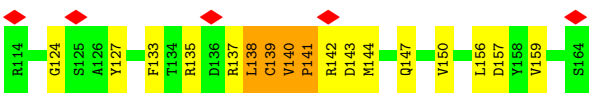

• Molecule 10: R-phycoerythrin alpha chain

Chain h6:

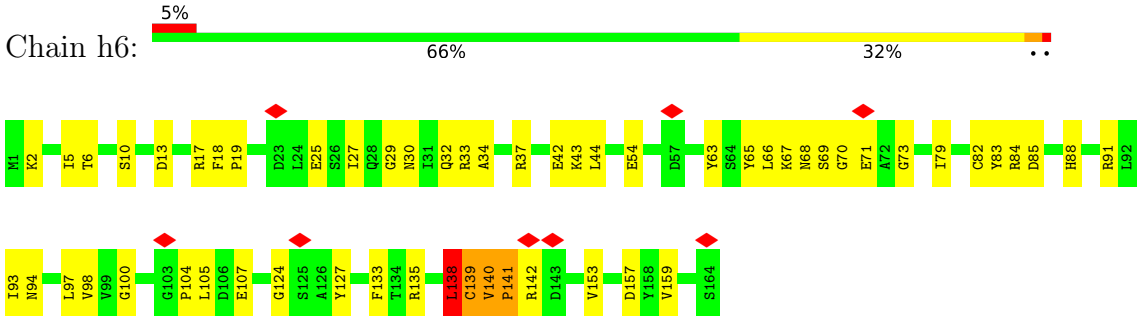

• Molecule 10: R-phycoerythrin alpha chain

Chain i6:

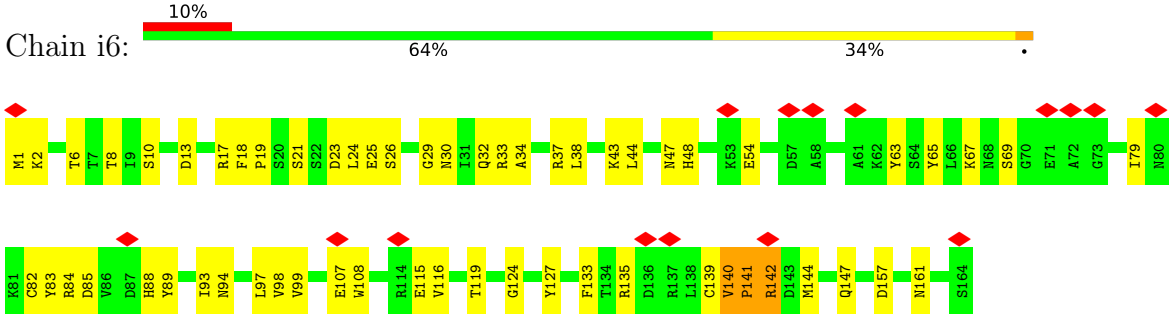

• Molecule 10: R-phycoerythrin alpha chain

Chain j6:

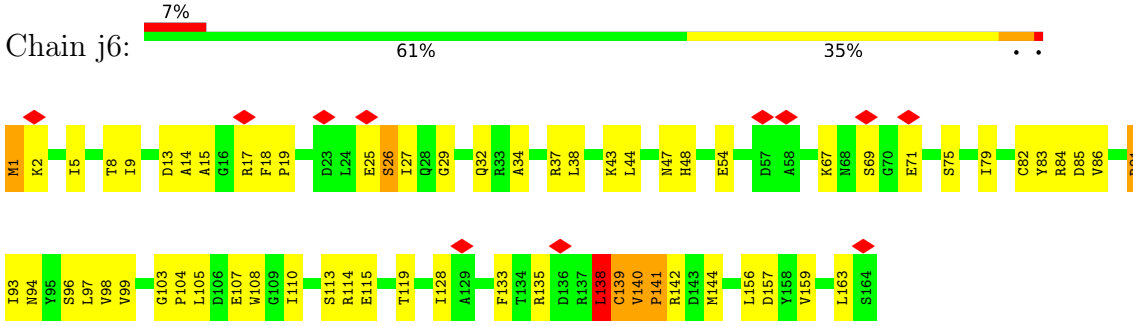

• Molecule 10: R-phycoerythrin alpha chain

Chain k6:

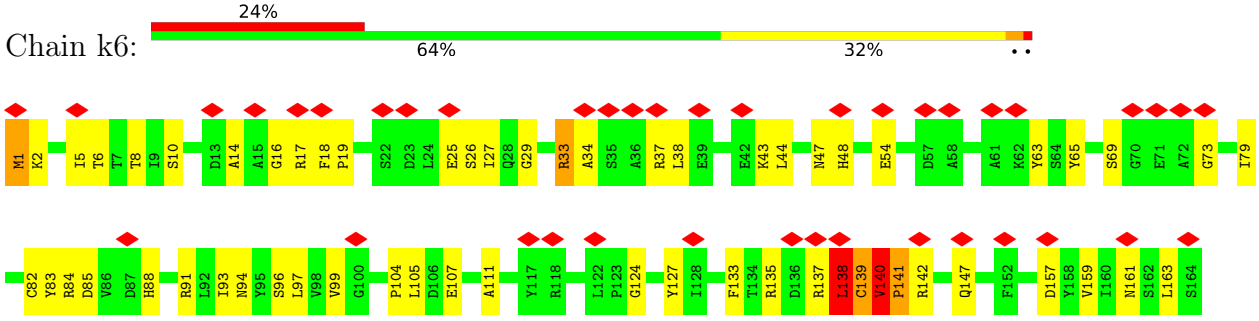

• Molecule 10: R-phycoerythrin alpha chain

Chain m6:

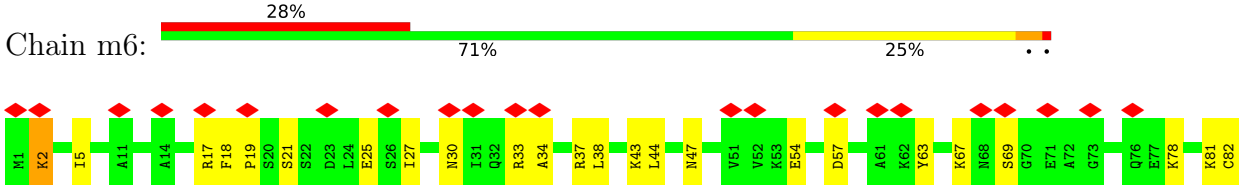

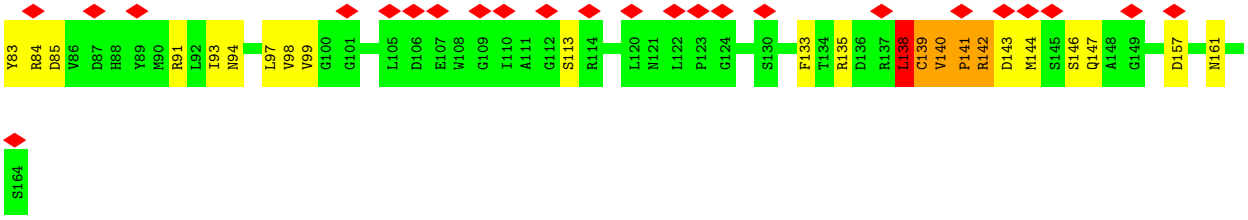

• Molecule 10: R-phycoerythrin alpha chain

Chain o6:



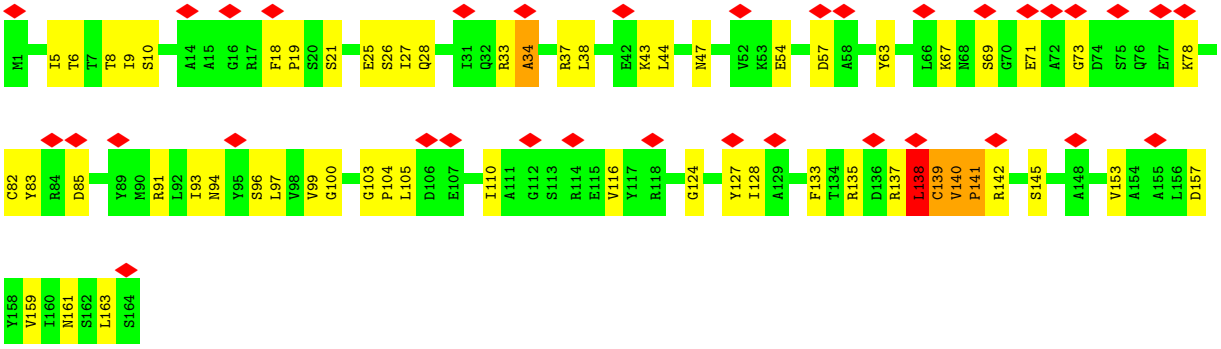

• Molecule 10: R-phycoerythrin alpha chain

Chain q6:



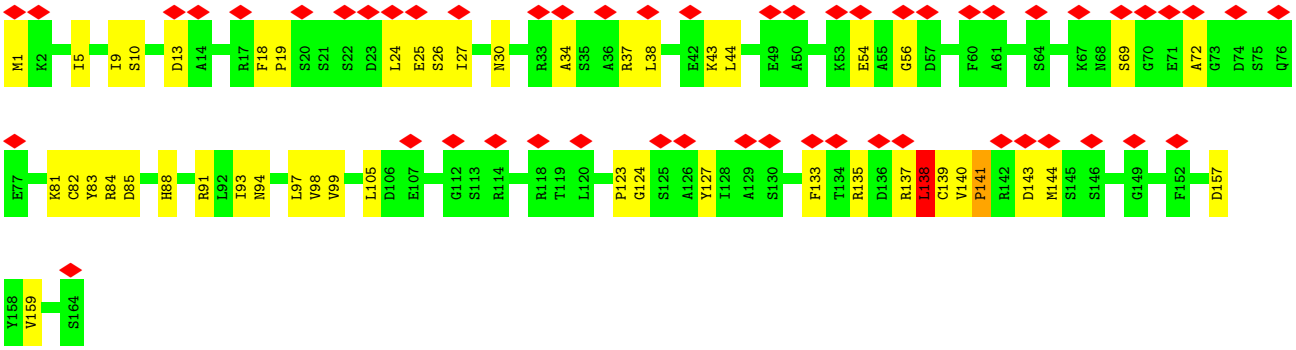

• Molecule 10: R-phycoerythrin alpha chain

Chain s6:



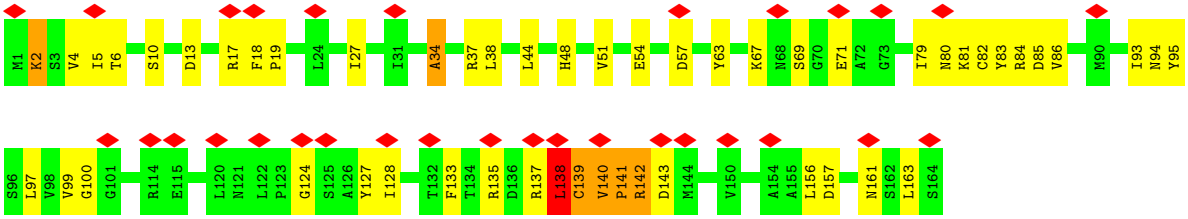

• Molecule 10: R-phycoerythrin alpha chain

Chain u6:

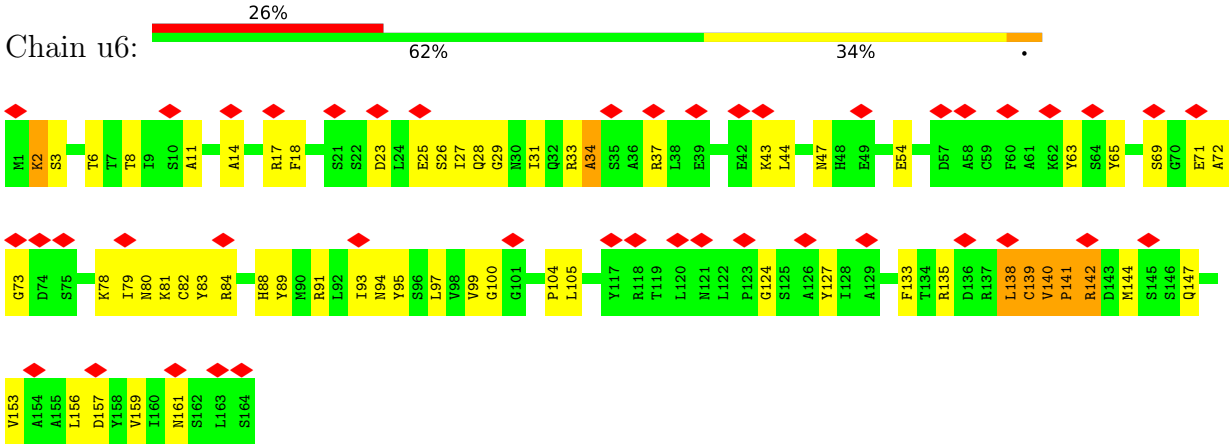

• Molecule 10: R-phycoerythrin alpha chain

Chain w6:

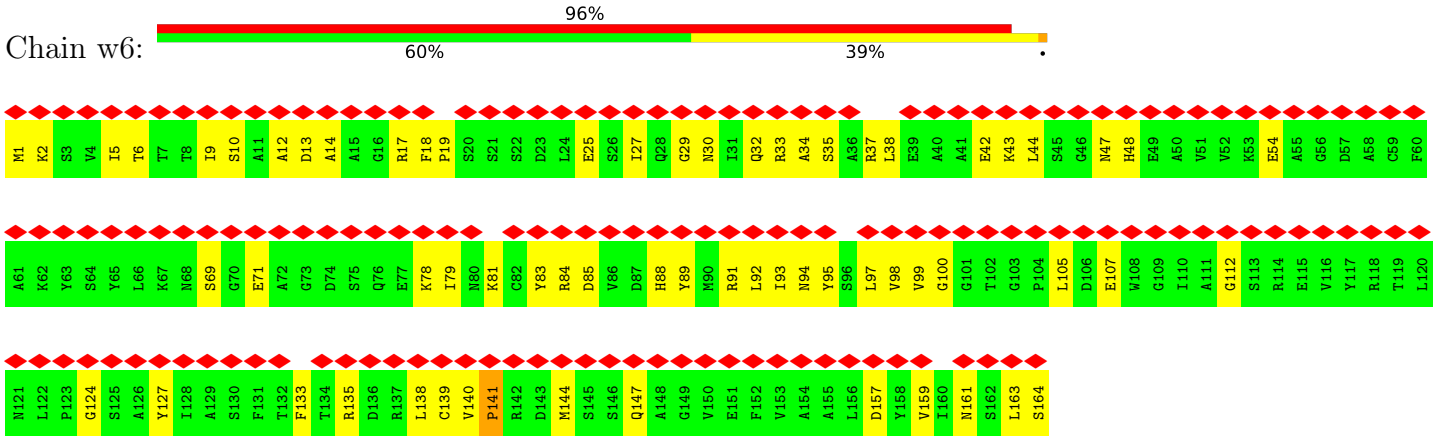

• Molecule 10: R-phycoerythrin alpha chain

Chain q8:

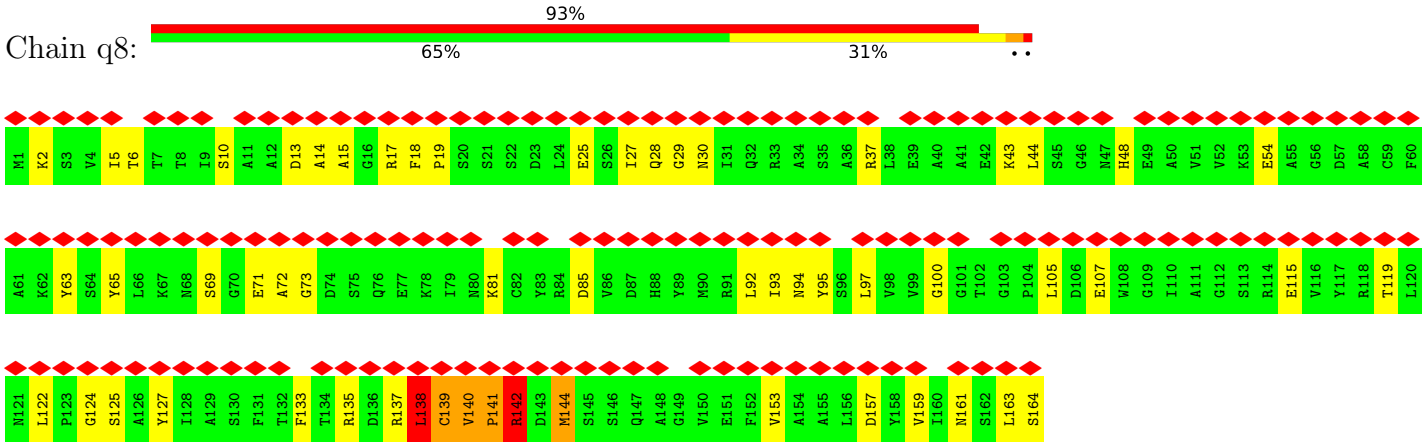

• Molecule 10: R-phycoerythrin alpha chain

Chain r8:

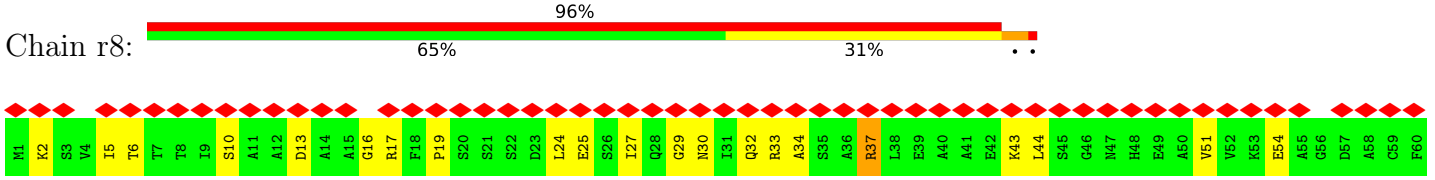

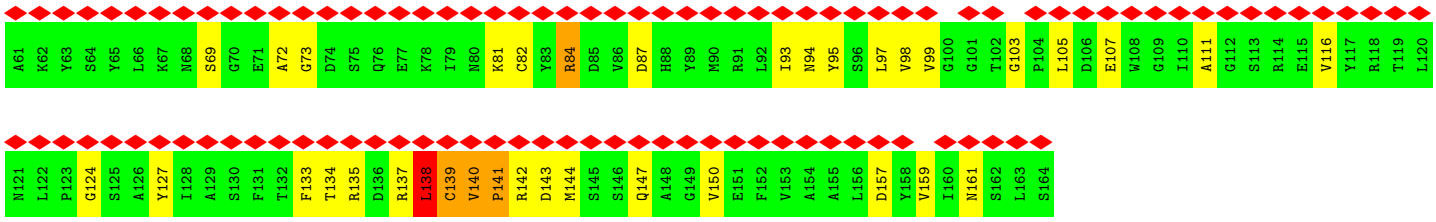

• Molecule 10: R-phycoerythrin alpha chain

Chain s8:

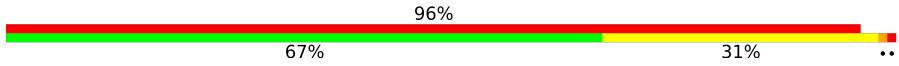

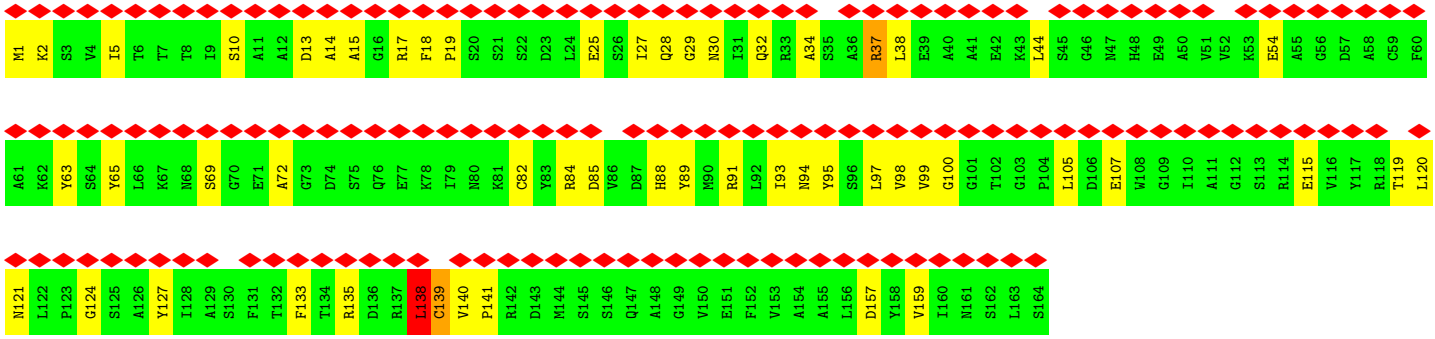

• Molecule 10: R-phycoerythrin alpha chain

Chain t8:

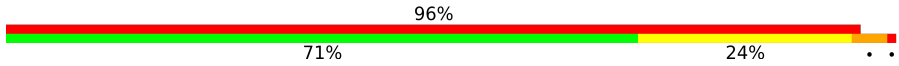

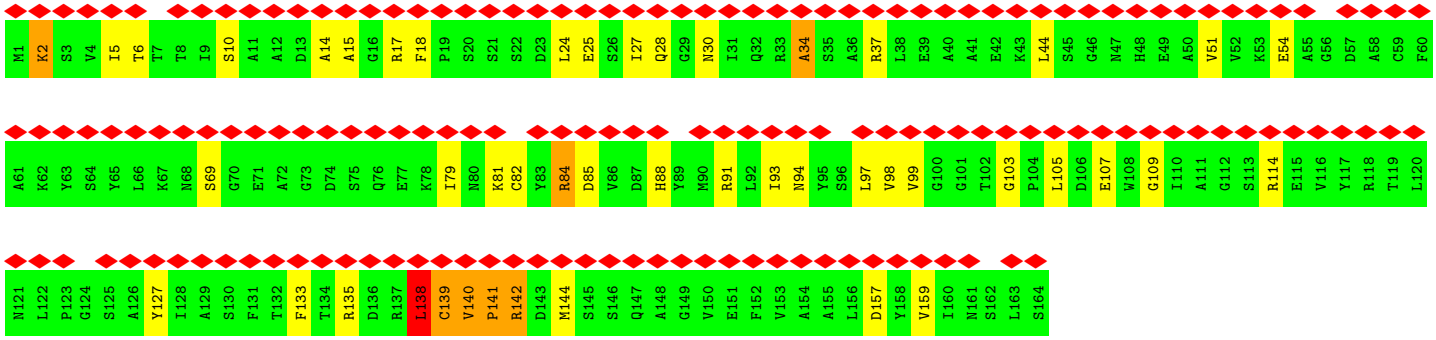

• Molecule 10: R-phycoerythrin alpha chain

Chain u8:



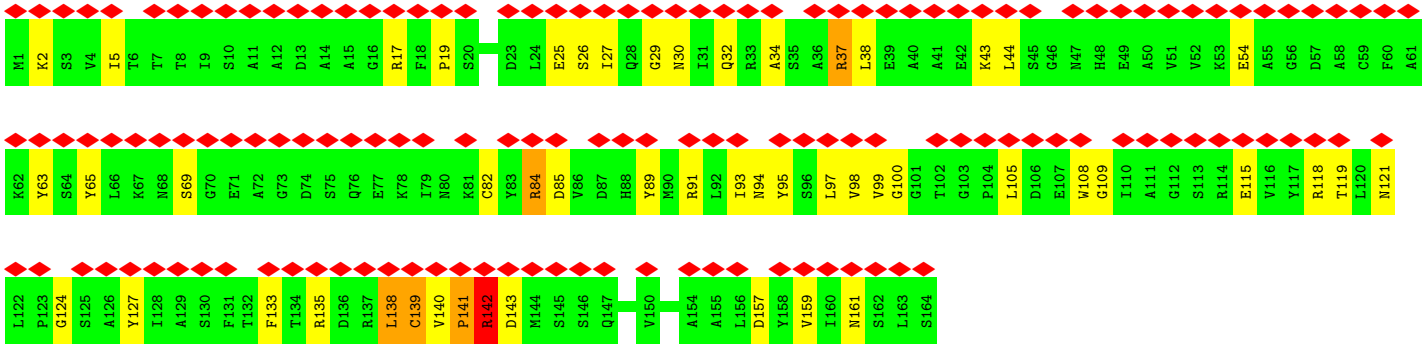

• Molecule 10: R-phycoerythrin alpha chain

Chain A7:

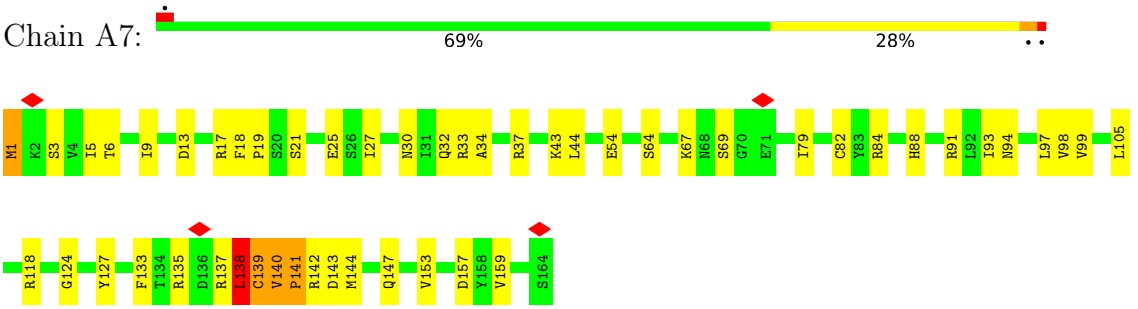

• Molecule 10: R-phycoerythrin alpha chain

Chain C7:

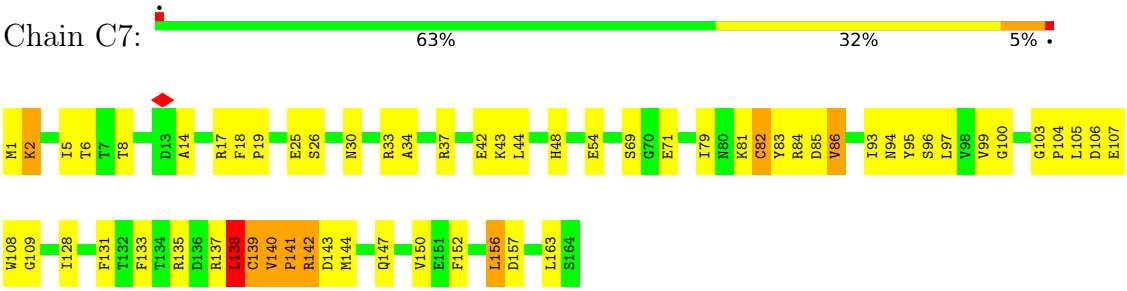

• Molecule 10: R-phycoerythrin alpha chain

Chain E7:

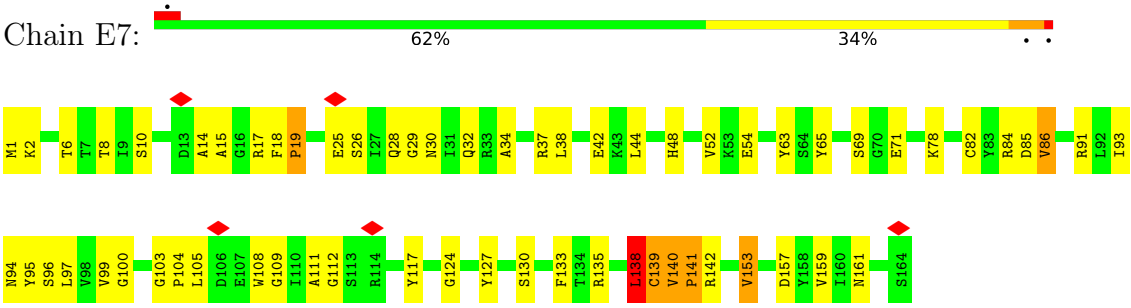

• Molecule 10: R-phycoerythrin alpha chain

Chain G7:

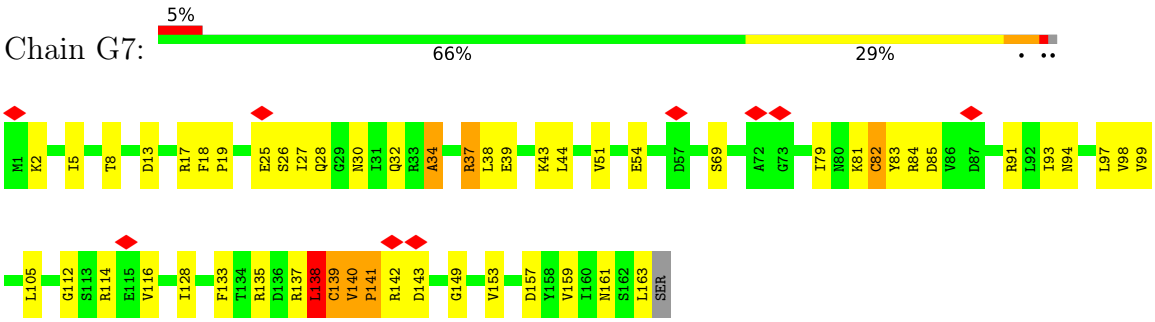

• Molecule 10: R-phycoerythrin alpha chain

Chain I7:



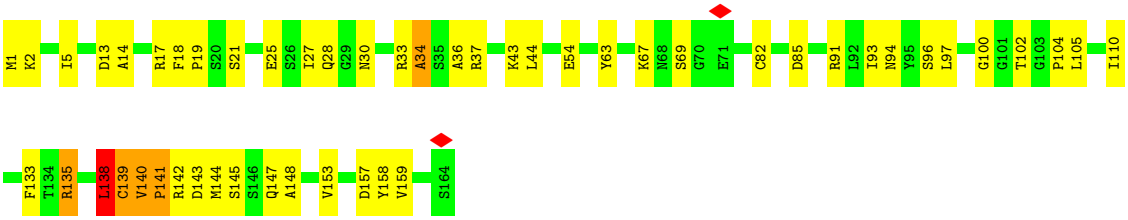

• Molecule 10: R-phycoerythrin alpha chain

Chain K7:



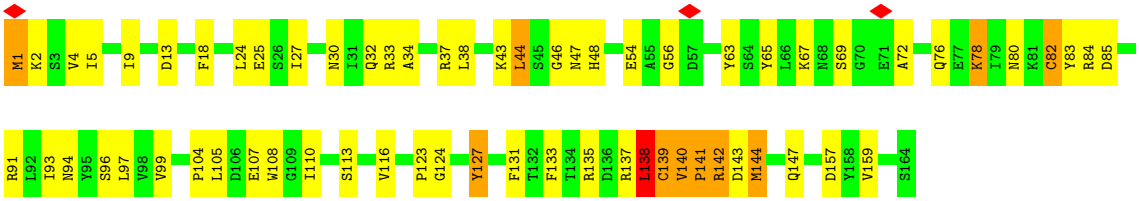

• Molecule 10: R-phycoerythrin alpha chain

Chain M7:



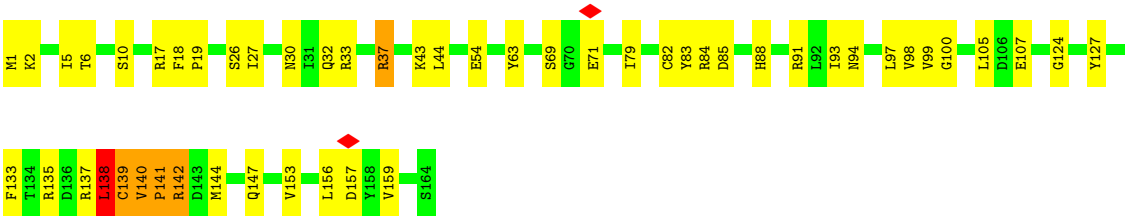

• Molecule 10: R-phycoerythrin alpha chain

Chain O7:



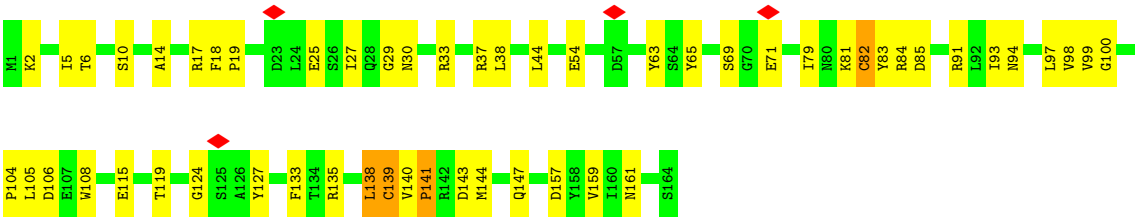

• Molecule 10: R-phycoerythrin alpha chain

Chain Q7:



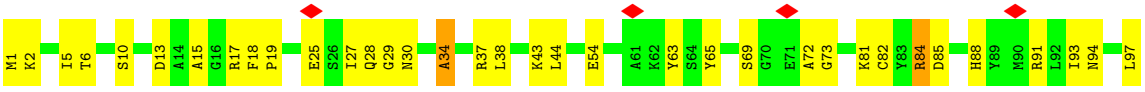

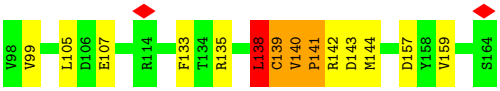

• Molecule 10: R-phycoerythrin alpha chain

Chain S7:



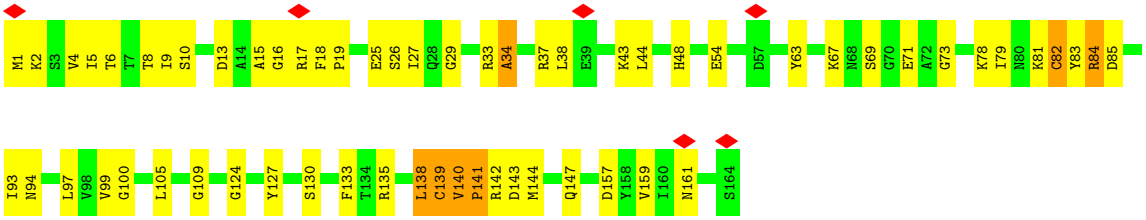

• Molecule 10: R-phycoerythrin alpha chain

Chain U7:



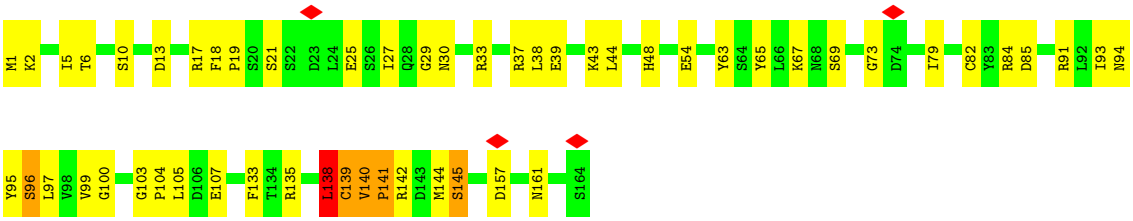

• Molecule 10: R-phycoerythrin alpha chain

Chain W7:



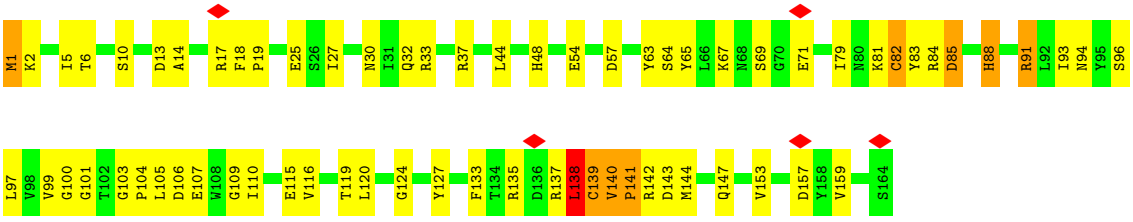

• Molecule 10: R-phycoerythrin alpha chain

Chain Y7:



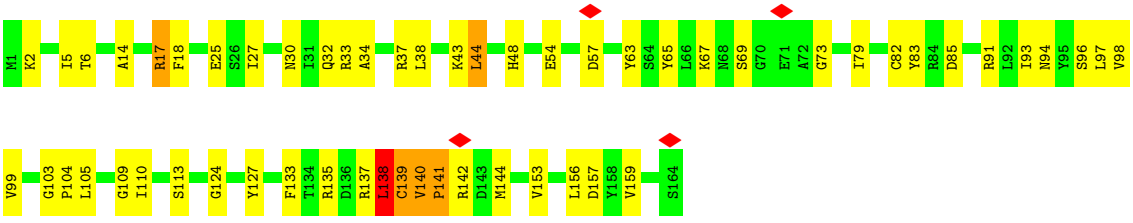

• Molecule 10: R-phycoerythrin alpha chain

Chain f7:

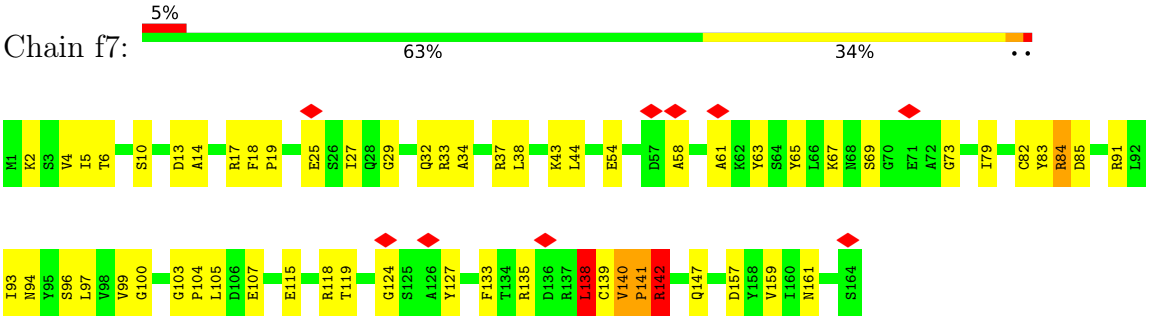

• Molecule 10: R-phycoerythrin alpha chain

Chain g7:

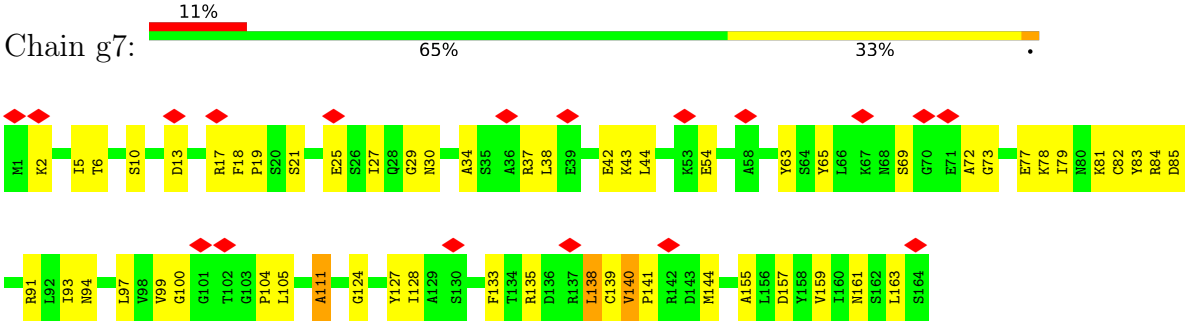

• Molecule 10: R-phycoerythrin alpha chain

Chain h7:

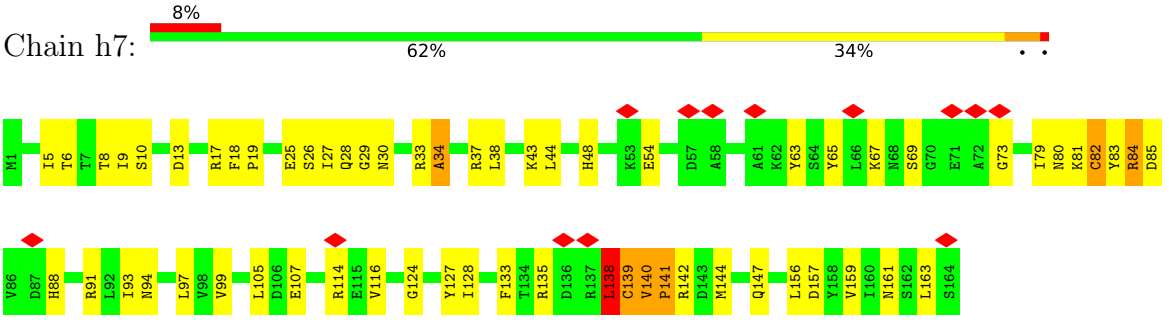

• Molecule 10: R-phycoerythrin alpha chain

Chain i7:

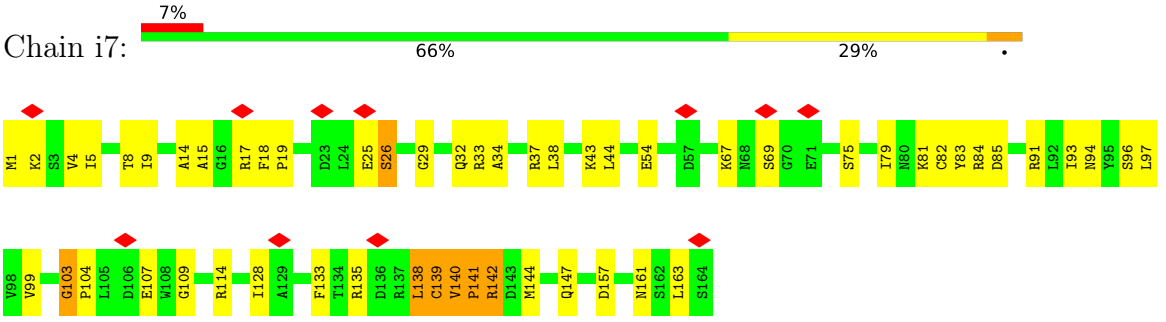

• Molecule 10: R-phycoerythrin alpha chain

Chain j7:

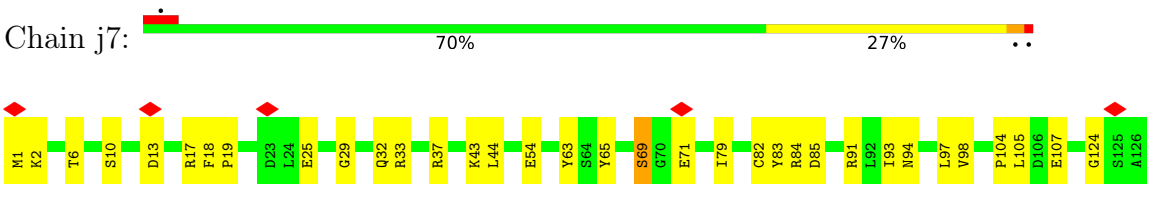

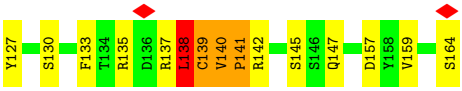

• Molecule 10: R-phycoerythrin alpha chain

Chain k7:

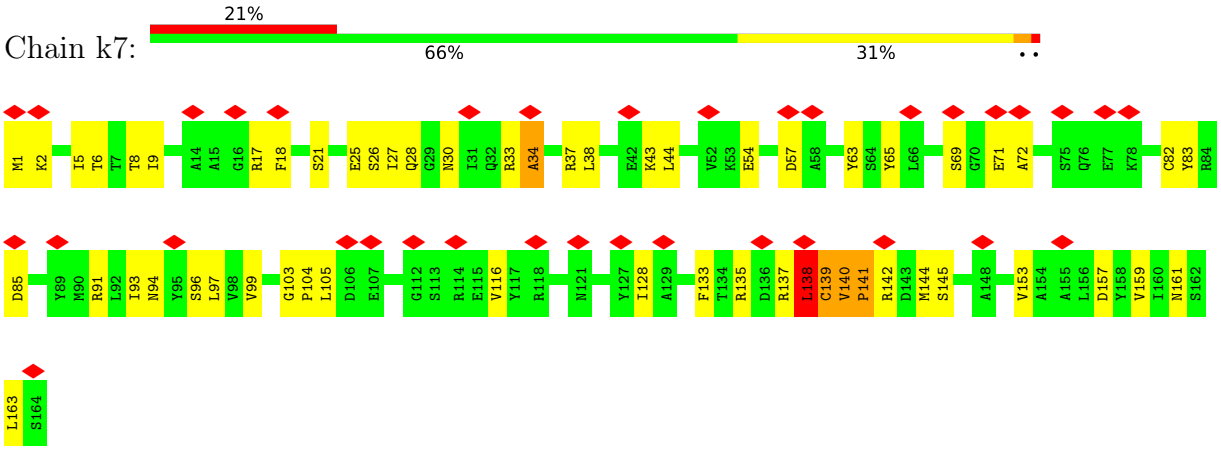

• Molecule 10: R-phycoerythrin alpha chain

Chain m7:

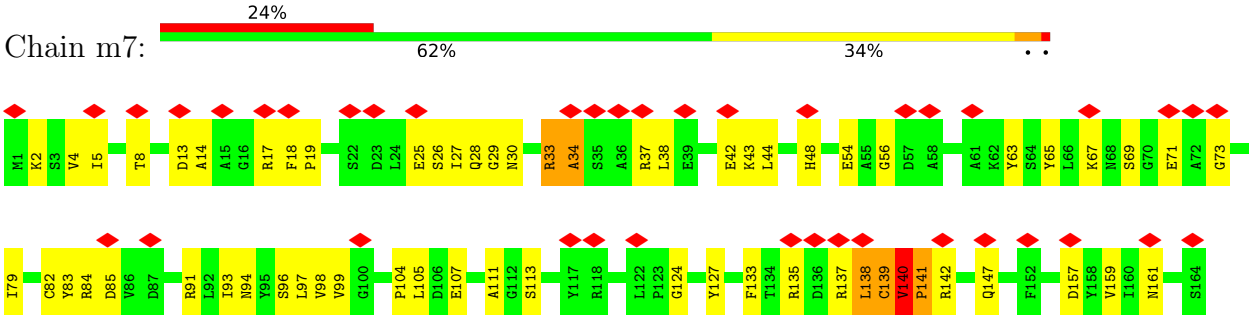

• Molecule 10: R-phycoerythrin alpha chain

Chain o7:

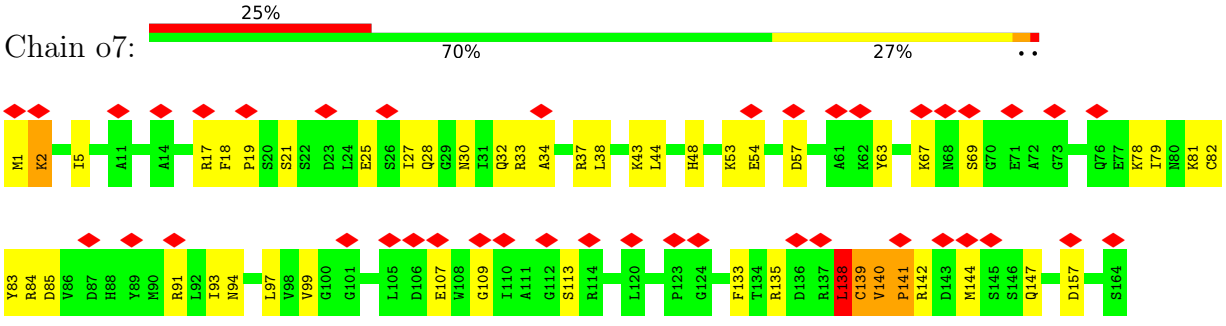

• Molecule 10: R-phycoerythrin alpha chain

Chain q7:

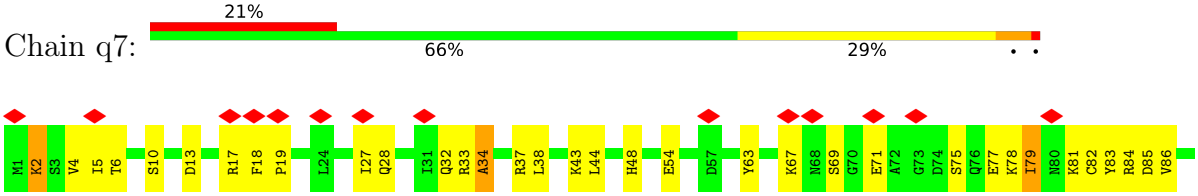

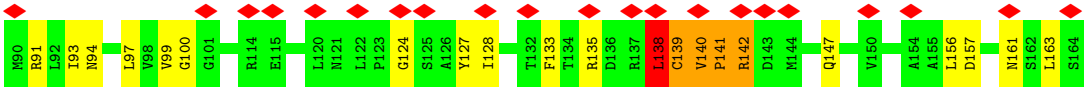

• Molecule 10: R-phycoerythrin alpha chain



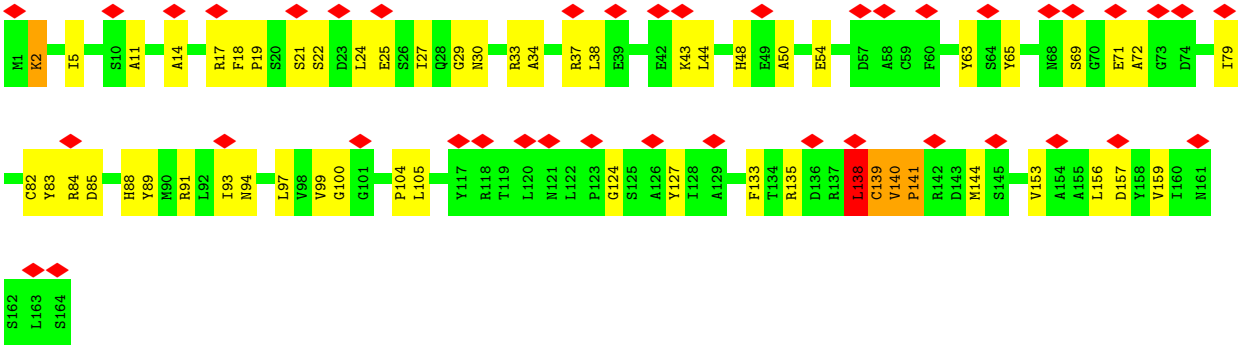

• Molecule 10: R-phycoerythrin alpha chain



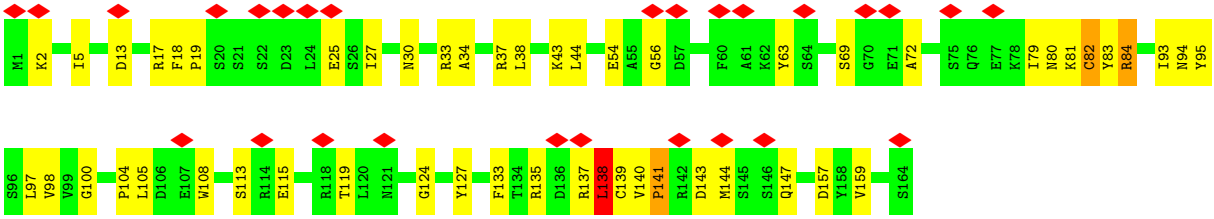

• Molecule 10: R-phycoerythrin alpha chain

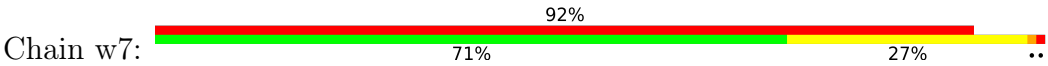

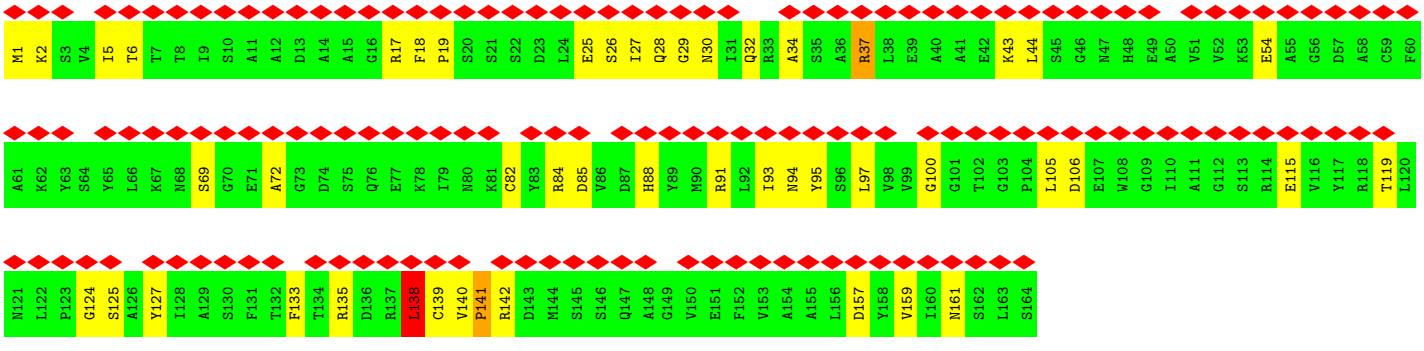

• Molecule 10: R-phycoerythrin alpha chain



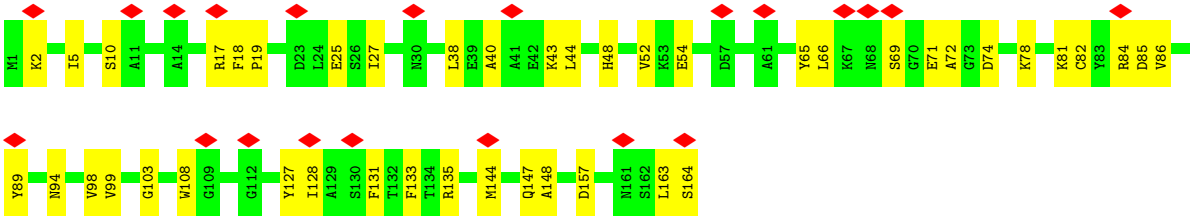

• Molecule 10: R-phycoerythrin alpha chain

Chain x8:



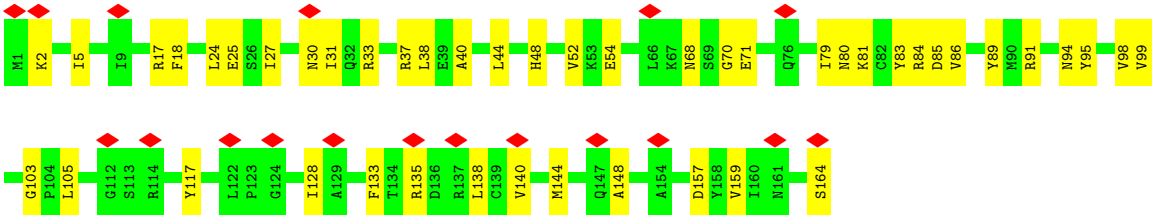

• Molecule 10: R-phycoerythrin alpha chain

Chain z8:



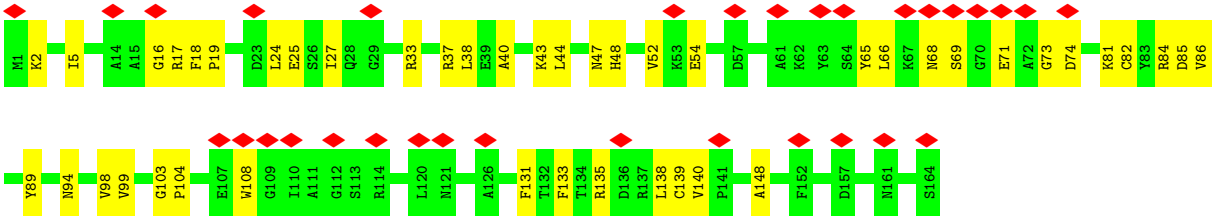

• Molecule 10: R-phycoerythrin alpha chain

Chain B8:



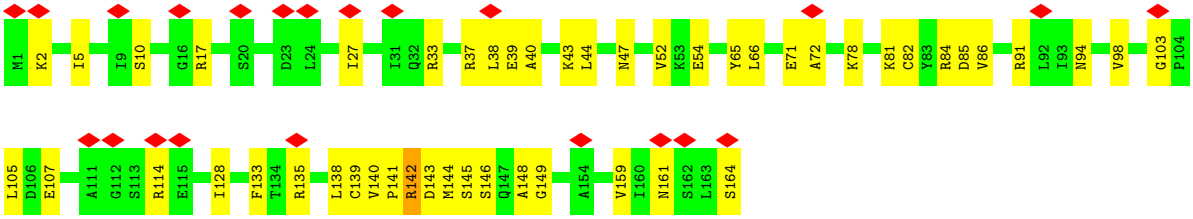

• Molecule 10: R-phycoerythrin alpha chain

Chain D8:



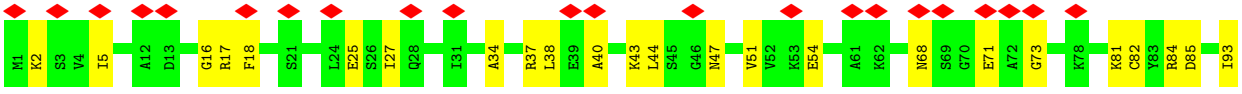

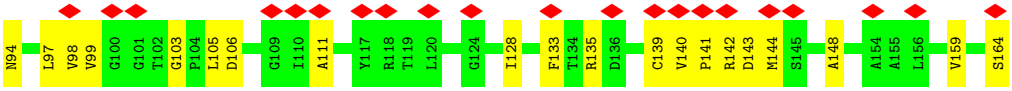

• Molecule 10: R-phycoerythrin alpha chain

Chain F8:





• Molecule 10: R-phycoerythrin alpha chain

Chain H8:



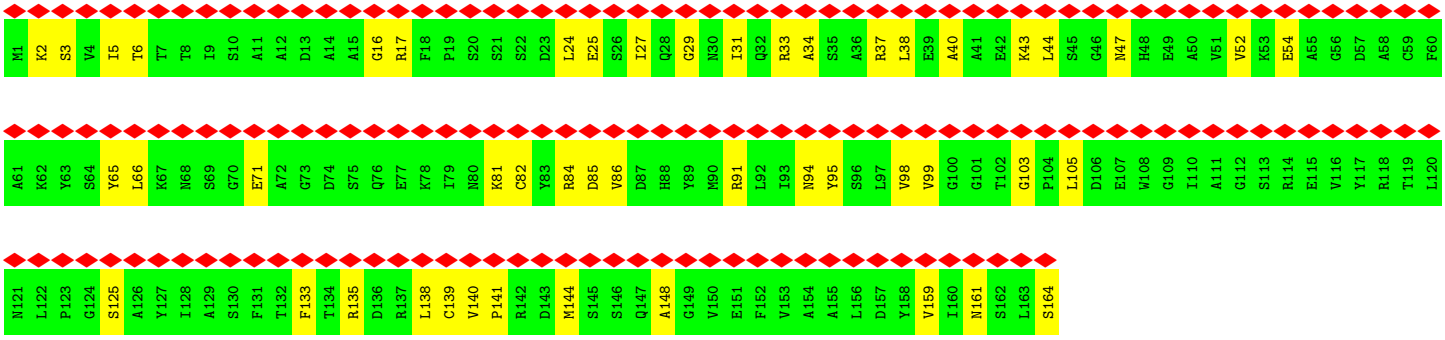

• Molecule 10: R-phycoerythrin alpha chain

Chain J8:



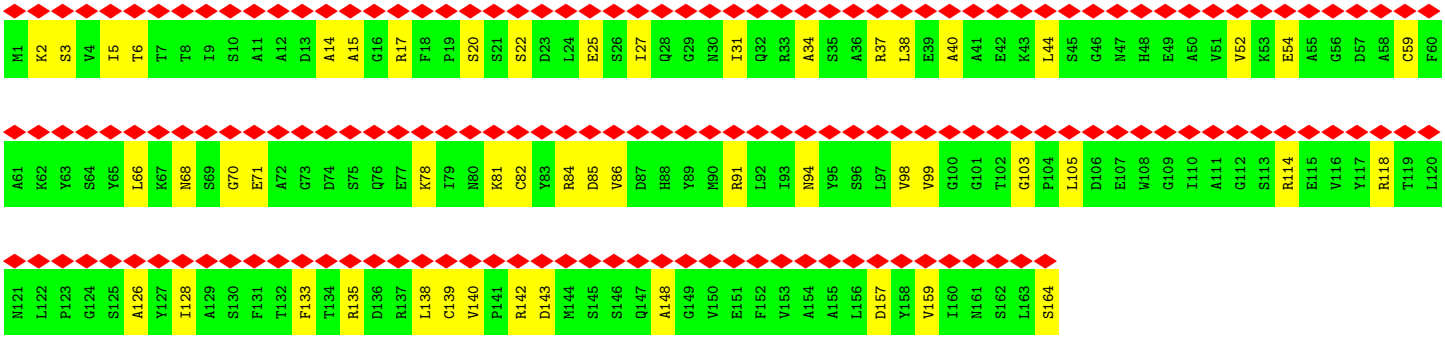

• Molecule 10: R-phycoerythrin alpha chain

Chain L8:



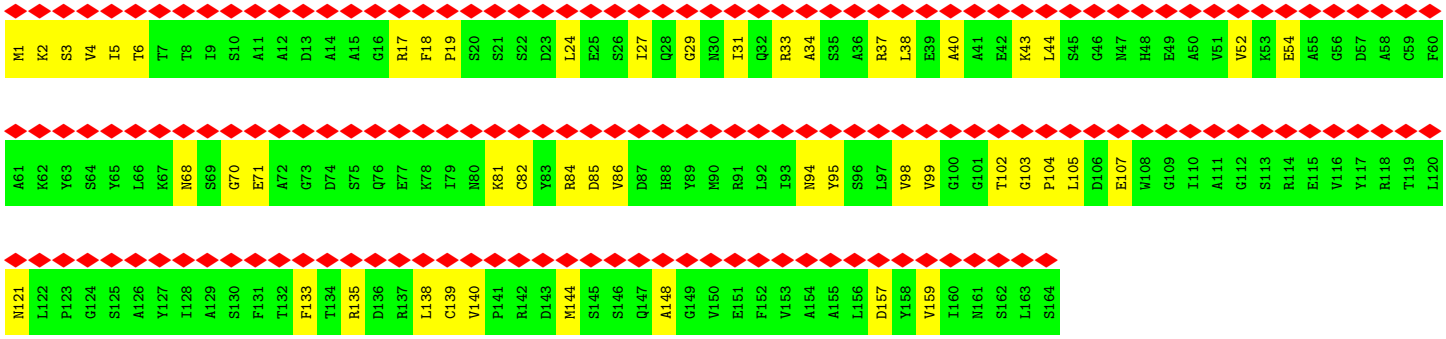

• Molecule 10: R-phycoerythrin alpha chain

Chain N8:

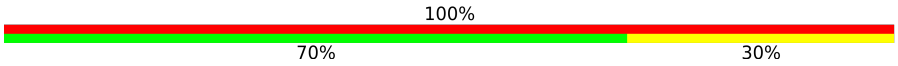

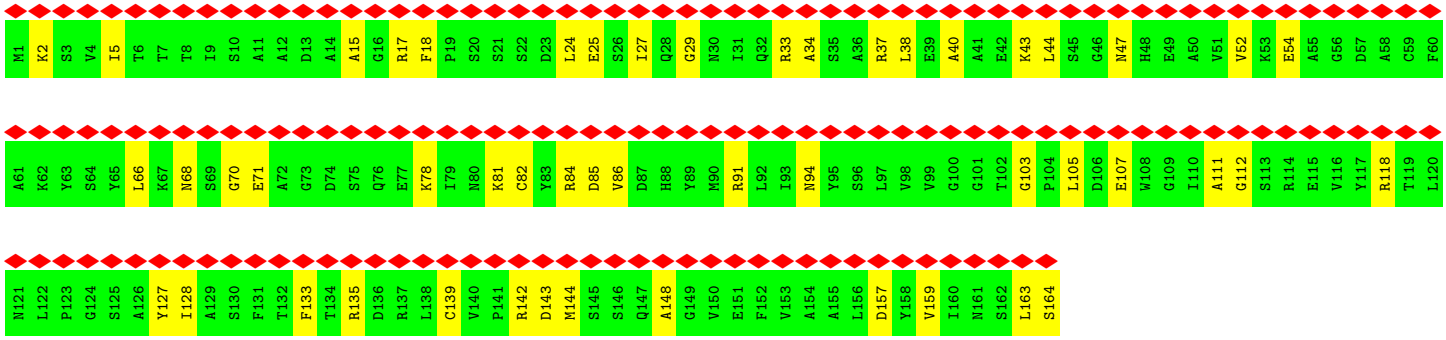

• Molecule 10: R-phycoerythrin alpha chain

Chain P8:

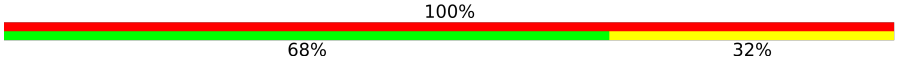

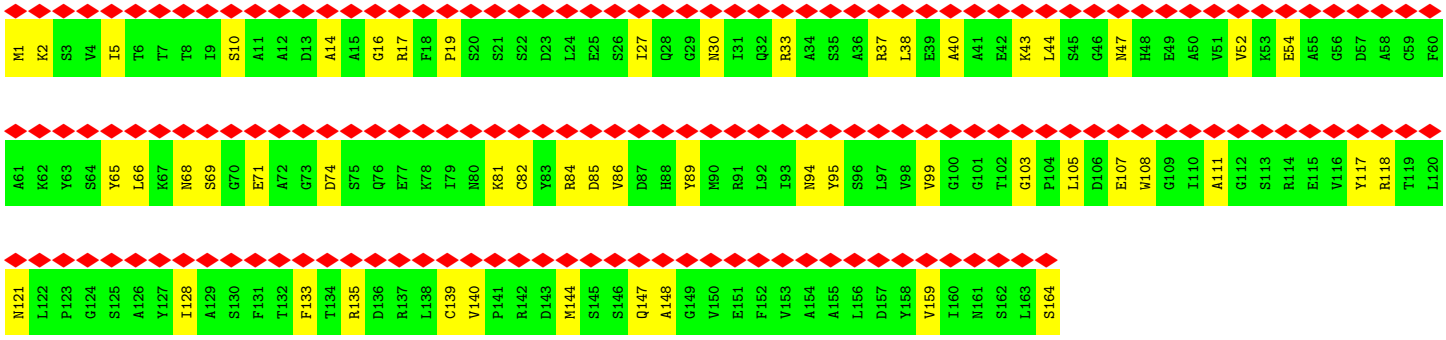

• Molecule 10: R-phycoerythrin alpha chain

Chain m9:



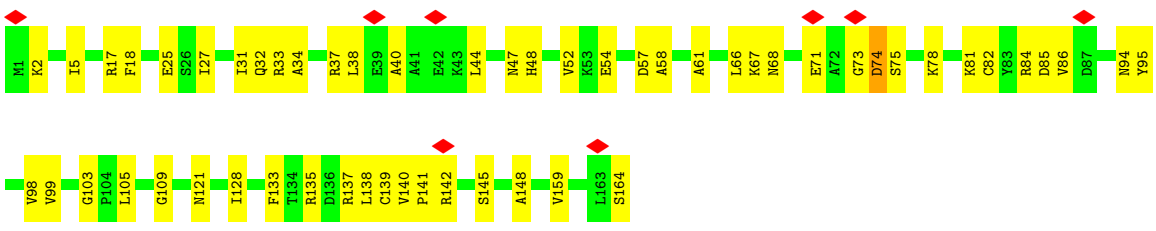

• Molecule 10: R-phycoerythrin alpha chain

Chain o9:

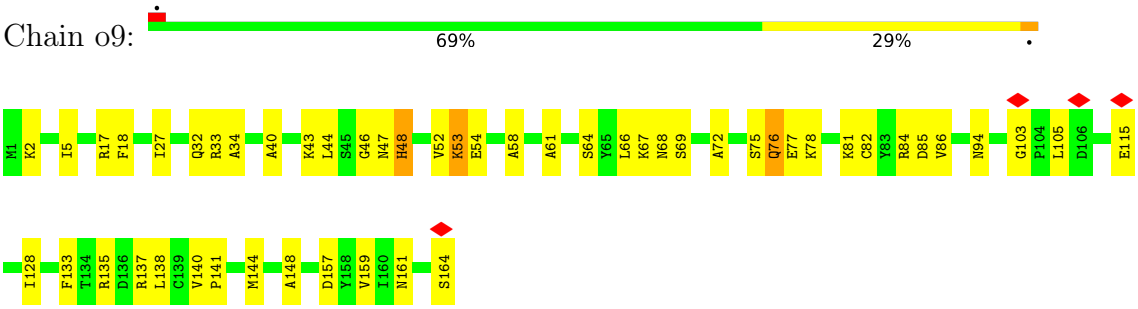

• Molecule 10: R-phycoerythrin alpha chain

Chain q9:

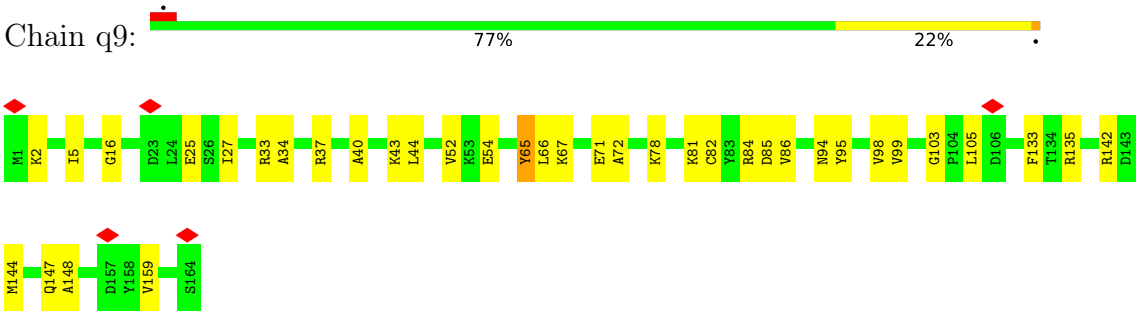

• Molecule 10: R-phycoerythrin alpha chain

Chain s9:

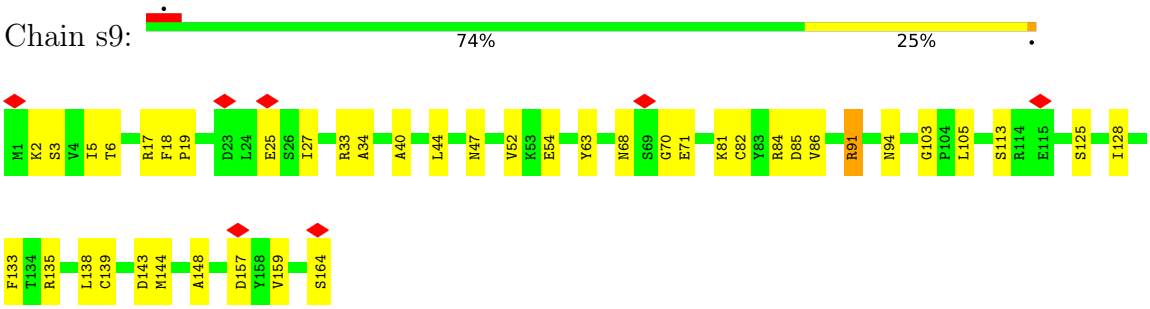

• Molecule 10: R-phycoerythrin alpha chain

Chain u9:

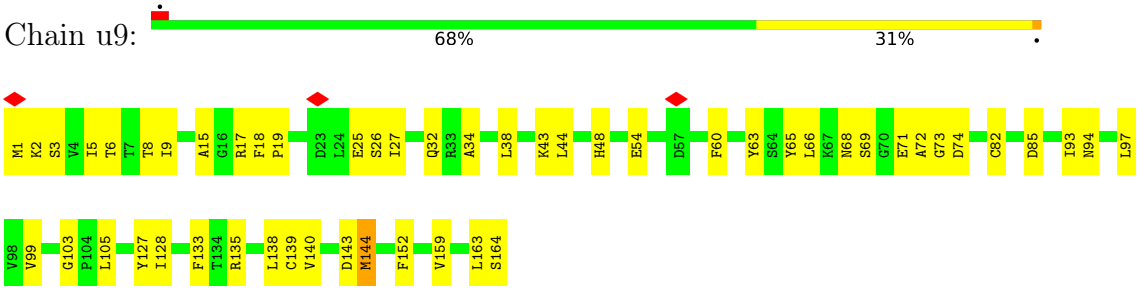

• Molecule 10: R-phycoerythrin alpha chain

Chain w9:



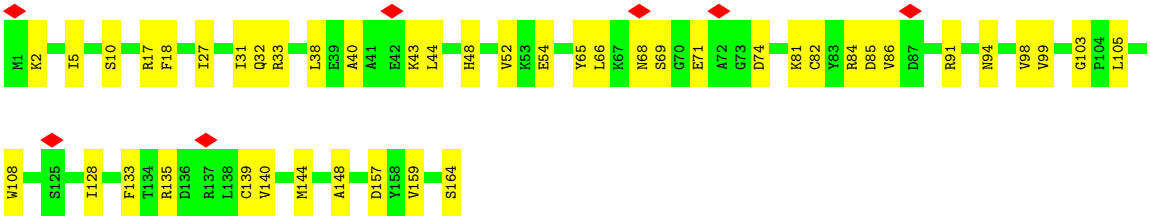

• Molecule 10: R-phycoerythrin alpha chain



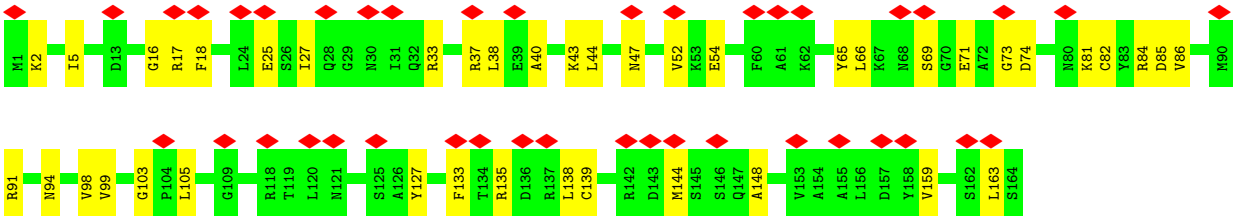

• Molecule 10: R-phycoerythrin alpha chain



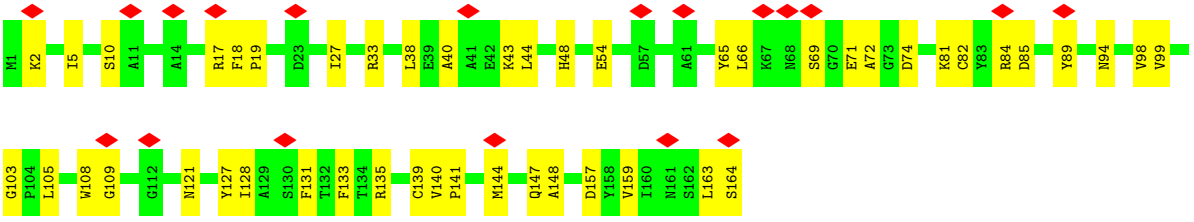

• Molecule 10: R-phycoerythrin alpha chain

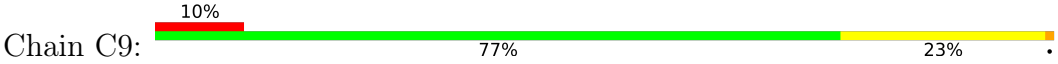

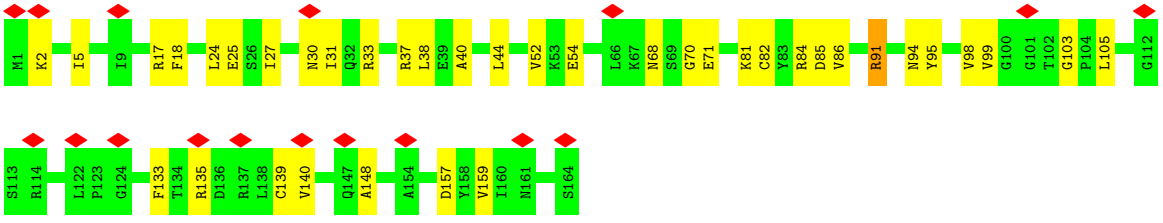

• Molecule 10: R-phycoerythrin alpha chain

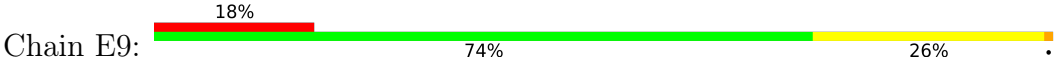

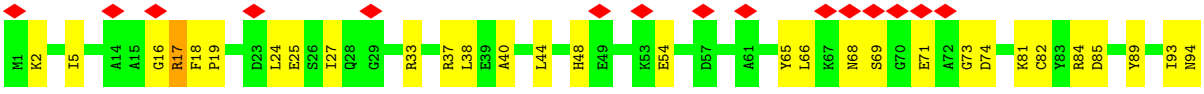

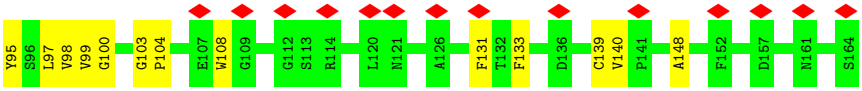

• Molecule 10: R-phycoerythrin alpha chain

Chain G9:



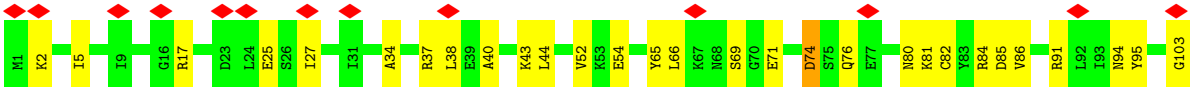

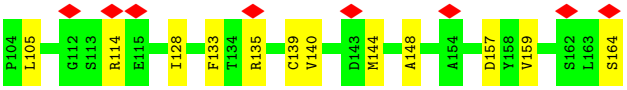

• Molecule 10: R-phycoerythrin alpha chain

Chain I9:



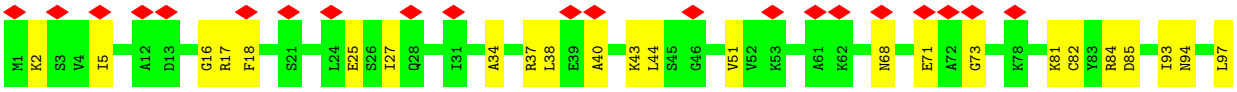

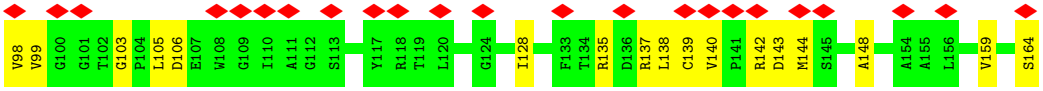

• Molecule 10: R-phycoerythrin alpha chain

Chain K9:

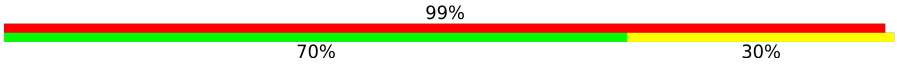



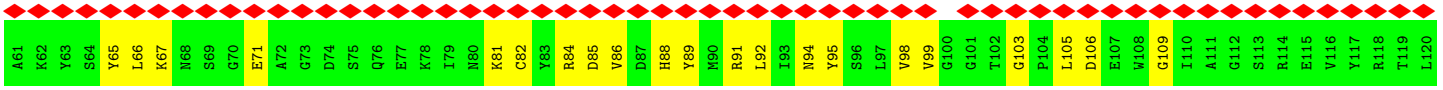

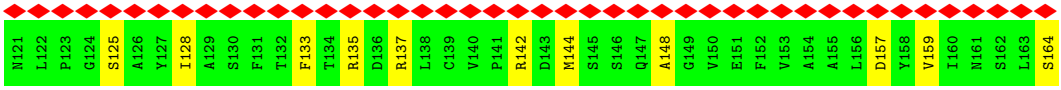

• Molecule 10: R-phycoerythrin alpha chain

Chain M9:



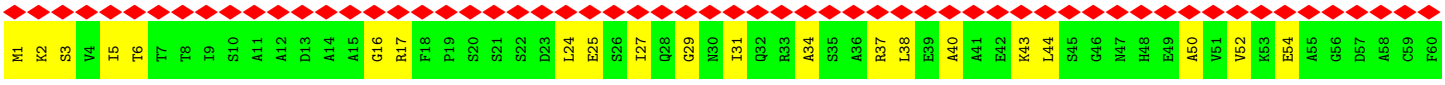

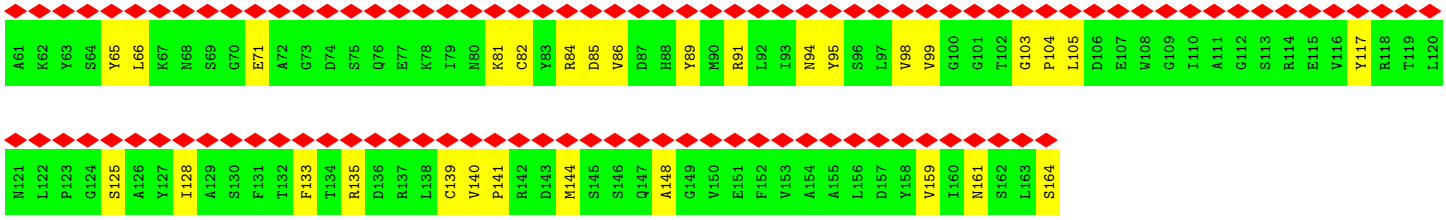

• Molecule 10: R-phycoerythrin alpha chain

Chain O9:



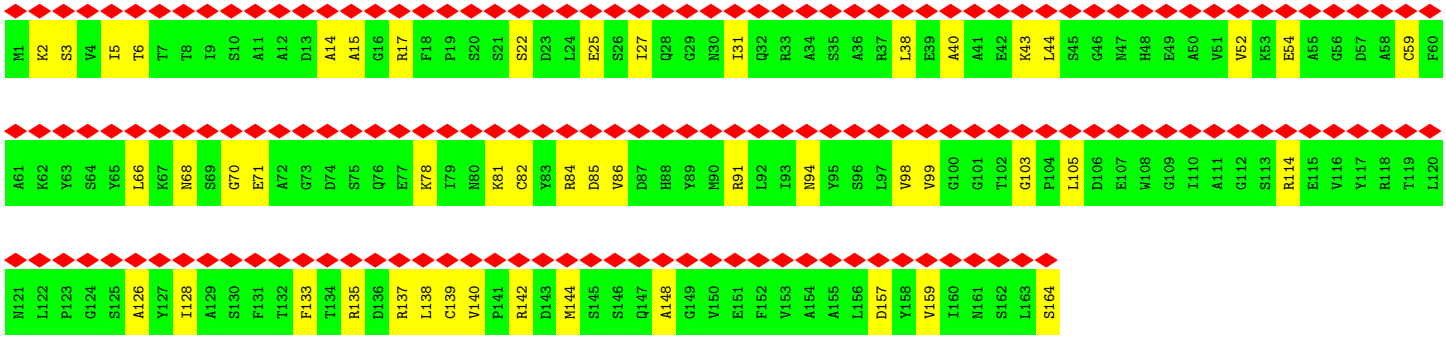

• Molecule 10: R-phycoerythrin alpha chain

Chain Q9:



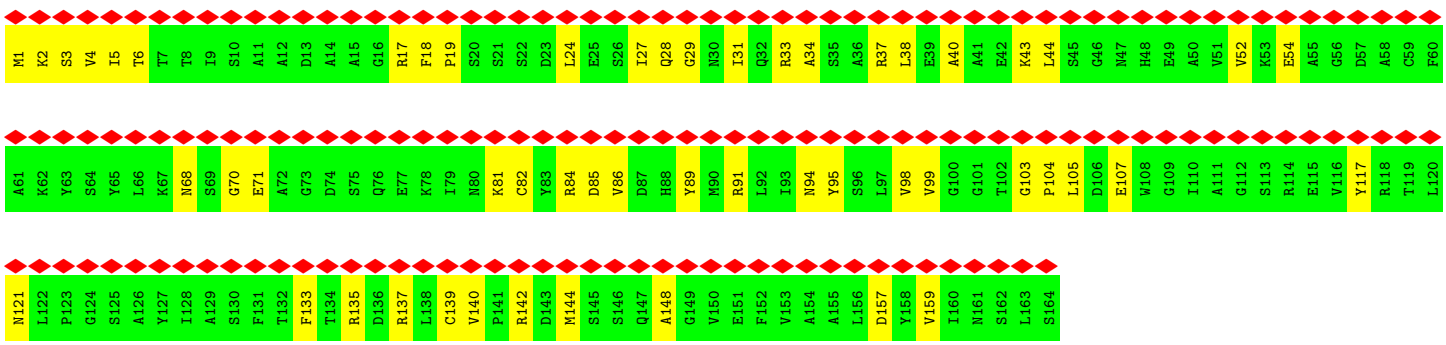

• Molecule 10: R-phycoerythrin alpha chain

Chain S9:



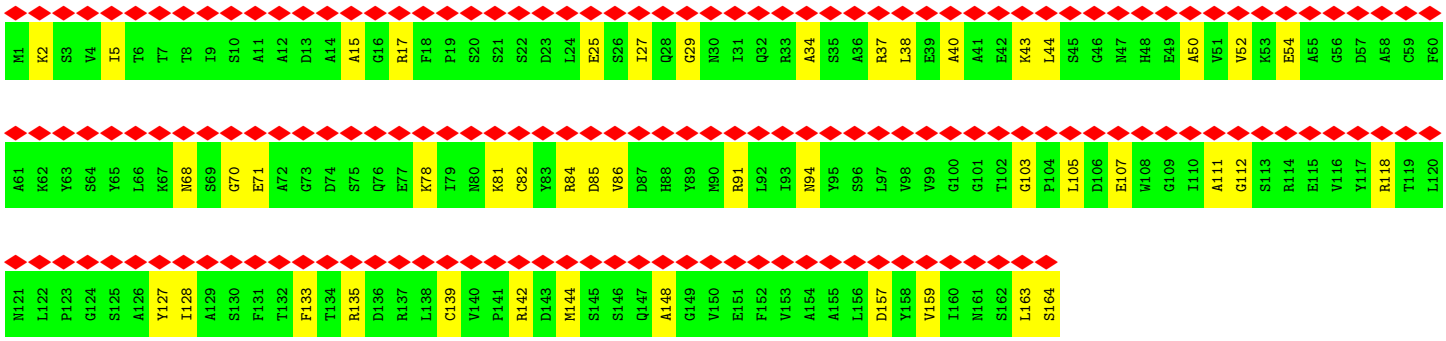

• Molecule 10: R-phycoerythrin alpha chain

Chain U9:

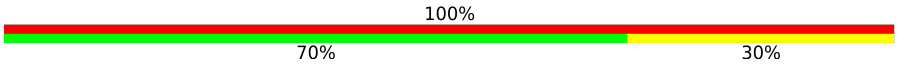

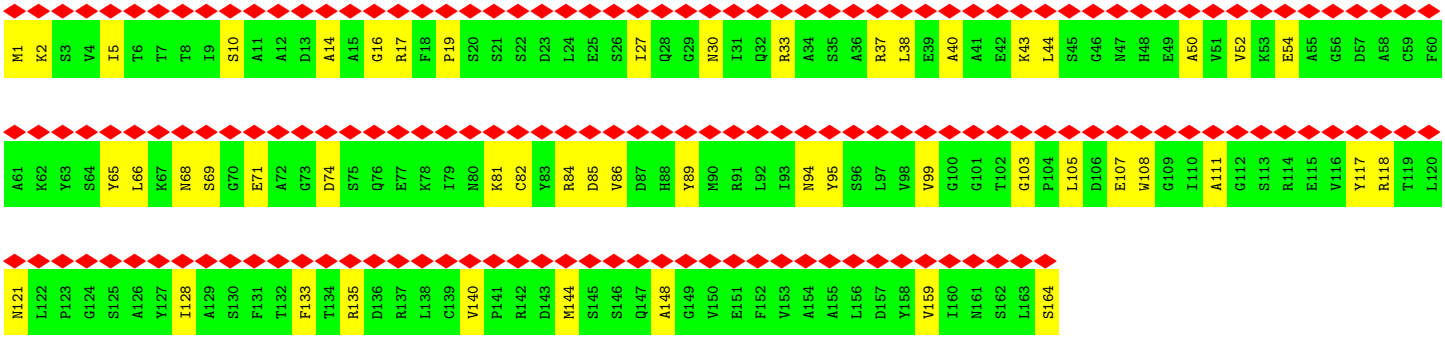

• Molecule 10: R-phycoerythrin alpha chain

Chain am:



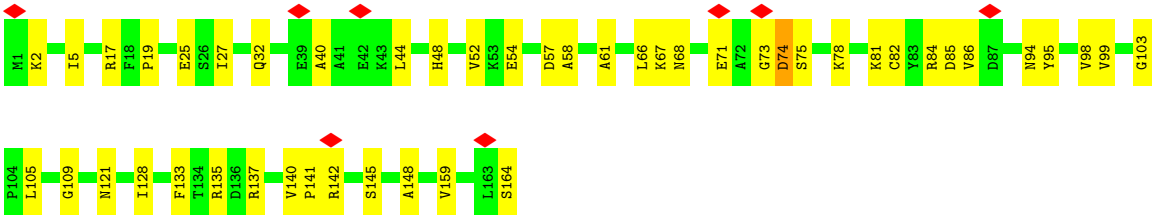

• Molecule 10: R-phycoerythrin alpha chain

Chain ao:



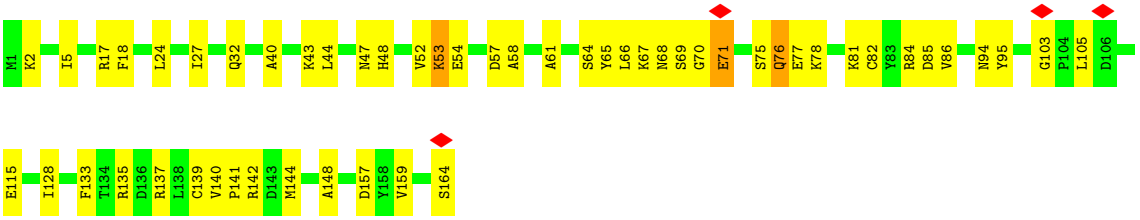

• Molecule 10: R-phycoerythrin alpha chain

Chain aq:



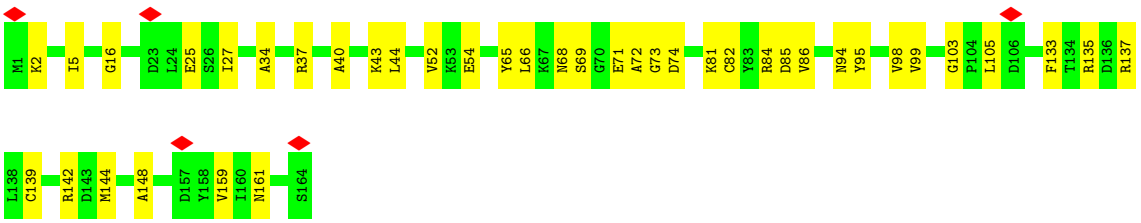

• Molecule 10: R-phycoerythrin alpha chain

Chain as:

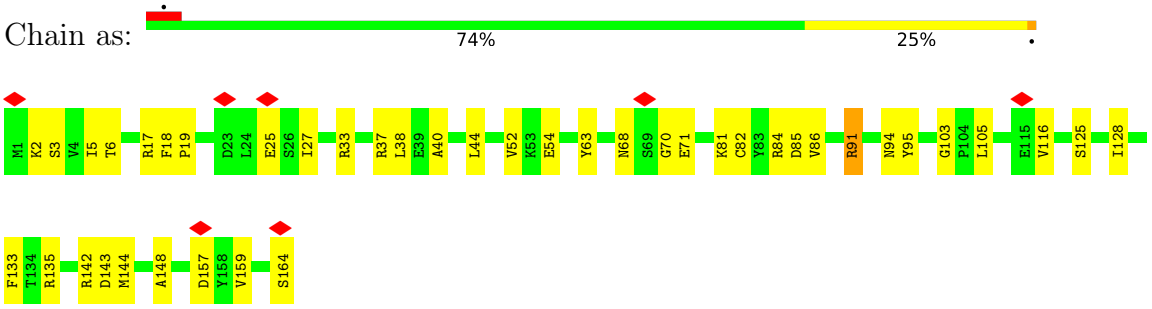

• Molecule 10: R-phycoerythrin alpha chain

Chain au:

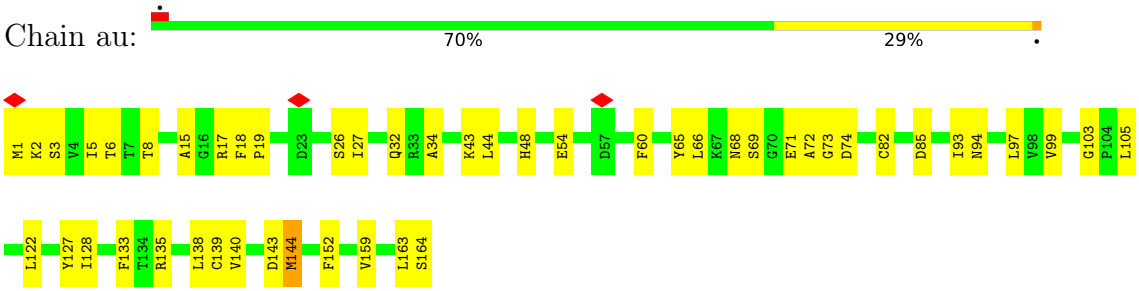

• Molecule 10: R-phycoerythrin alpha chain

Chain aw:

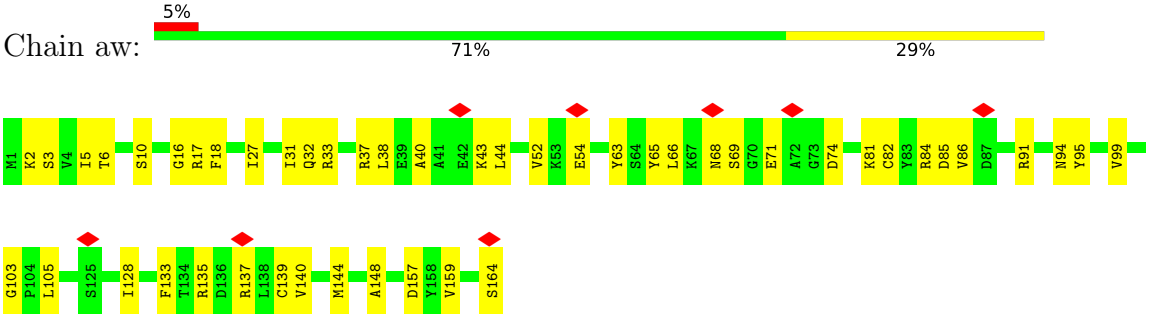

• Molecule 10: R-phycoerythrin alpha chain

Chain ay:

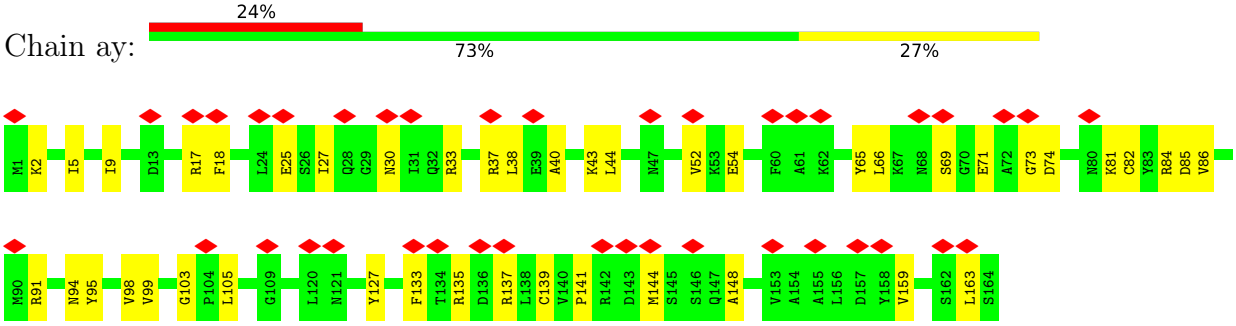

• Molecule 10: R-phycoerythrin alpha chain

Chain aA:

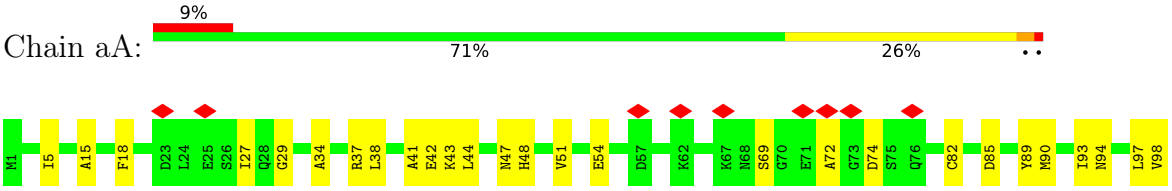



• Molecule 10: R-phycoerythrin alpha chain

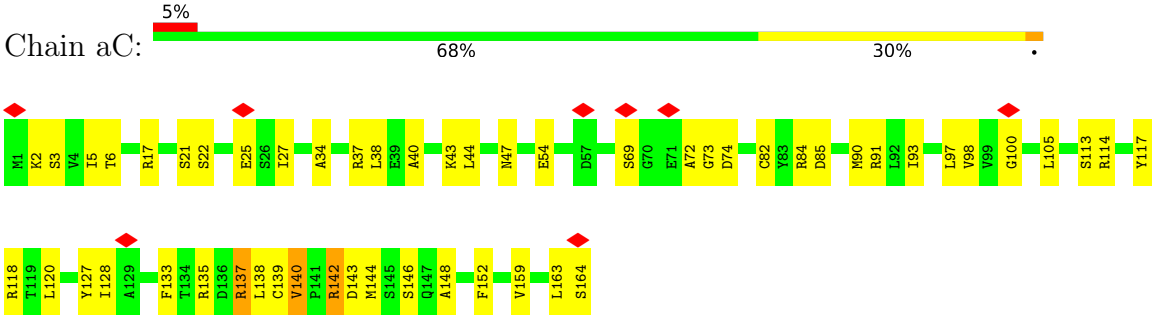

• Molecule 10: R-phycoerythrin alpha chain

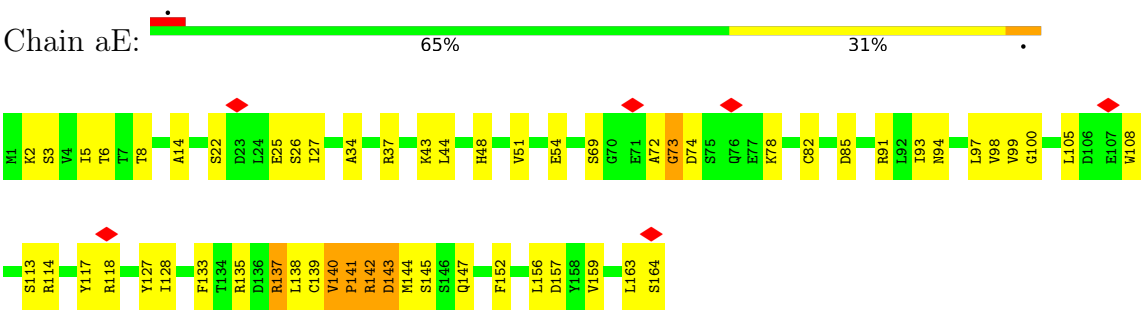

• Molecule 10: R-phycoerythrin alpha chain

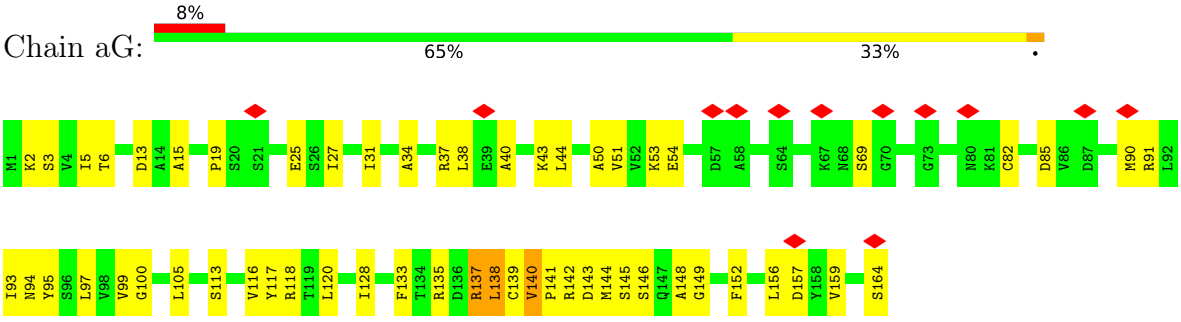

• Molecule 10: R-phycoerythrin alpha chain

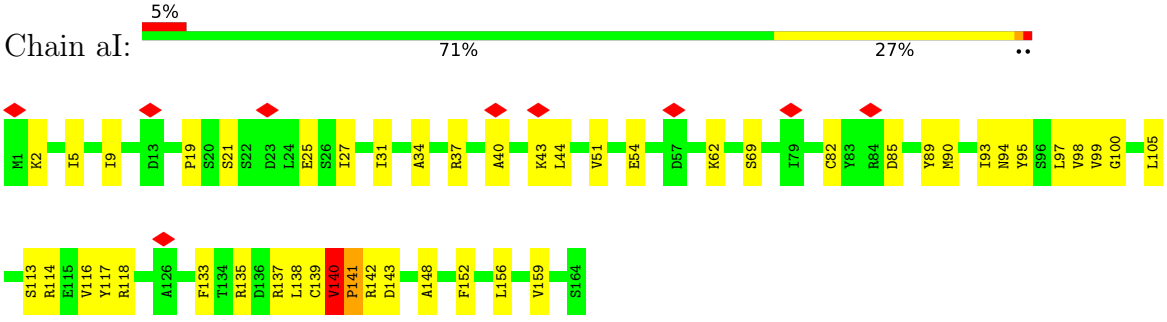

• Molecule 10: R-phycoerythrin alpha chain

Chain aK:

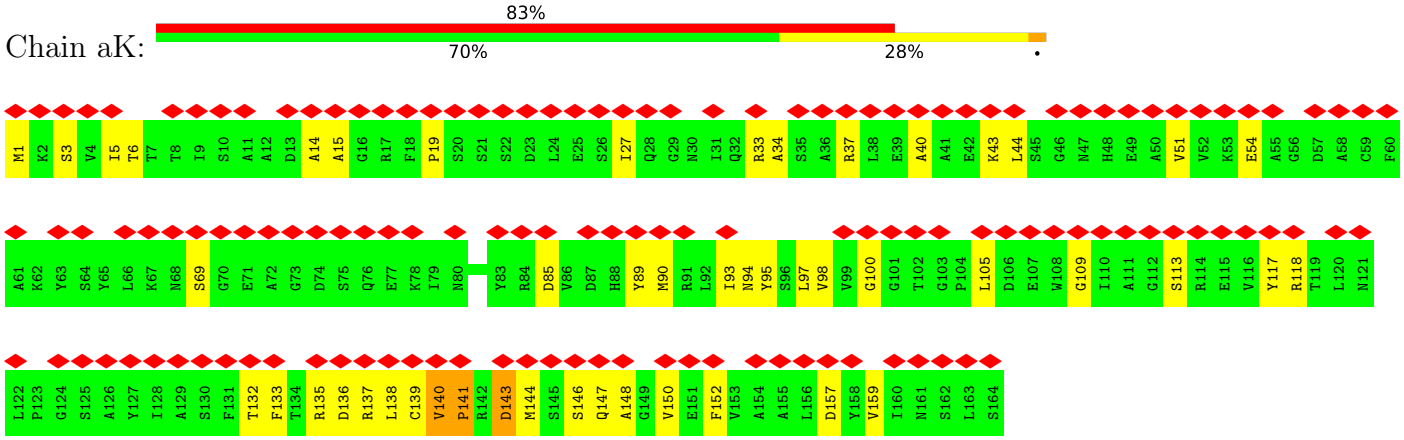

• Molecule 10: R-phycoerythrin alpha chain

Chain aM:

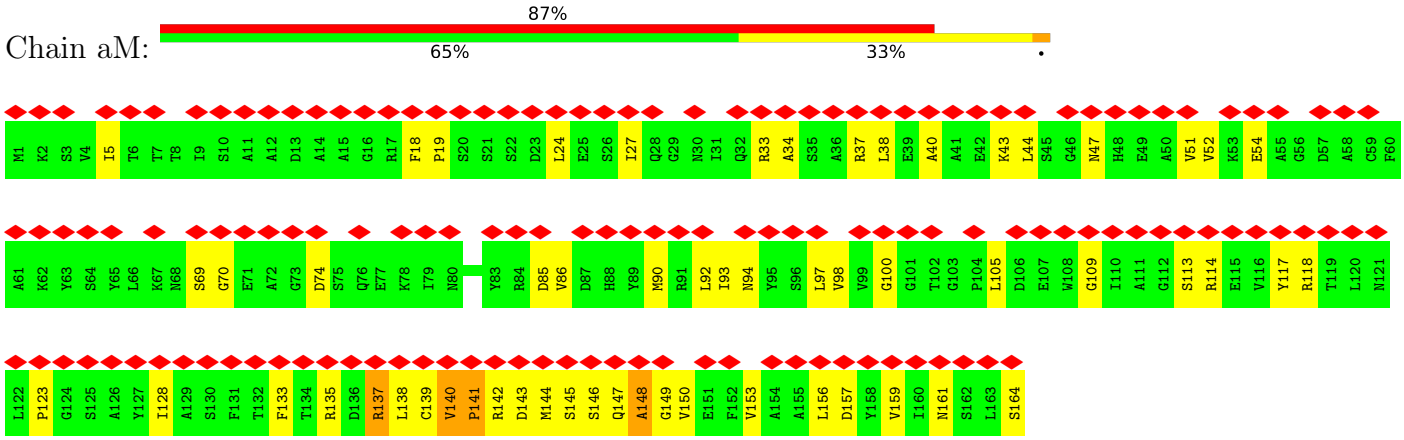

• Molecule 10: R-phycoerythrin alpha chain

Chain aO:

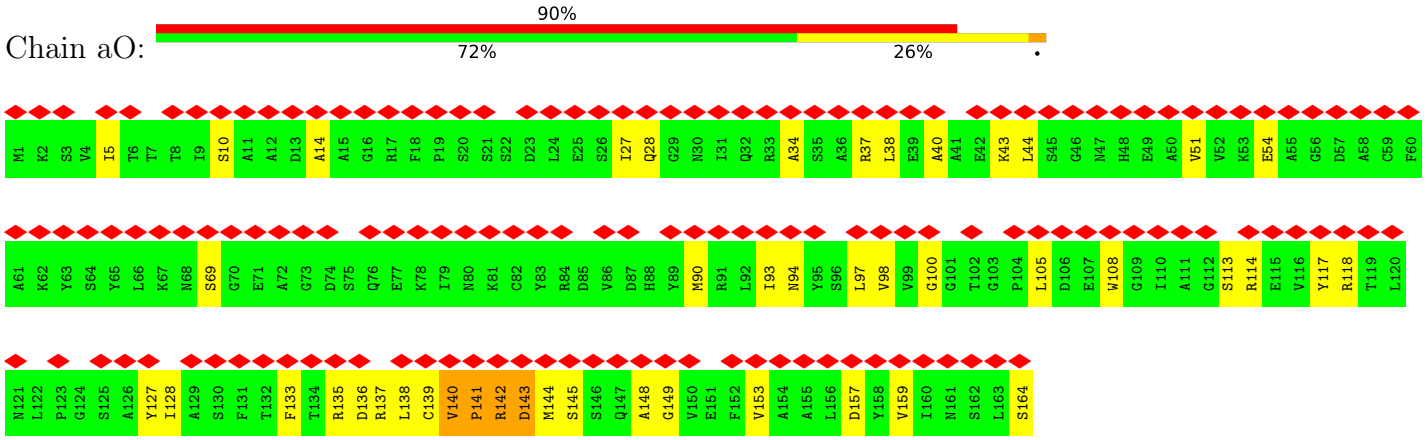

• Molecule 10: R-phycoerythrin alpha chain

Chain aQ:

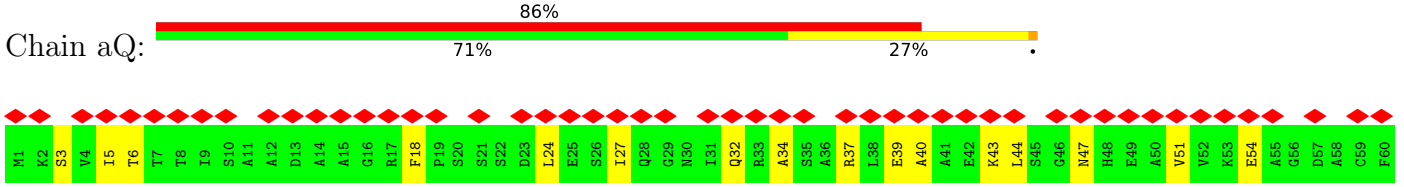

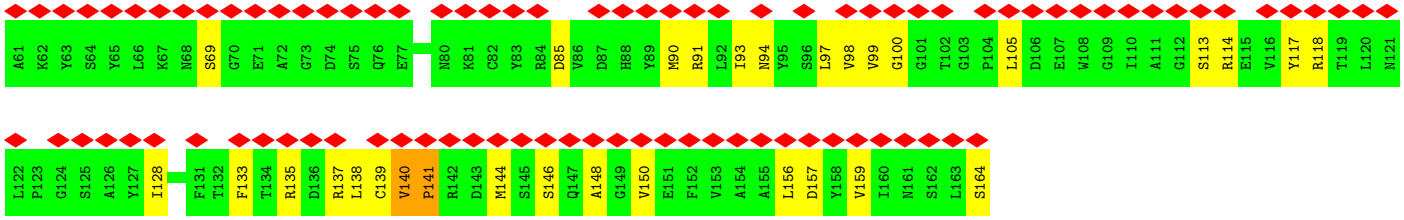

• Molecule 10: R-phycoerythrin alpha chain

Chain aS:

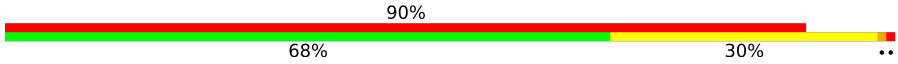



• Molecule 10: R-phycoerythrin alpha chain

Chain aU:



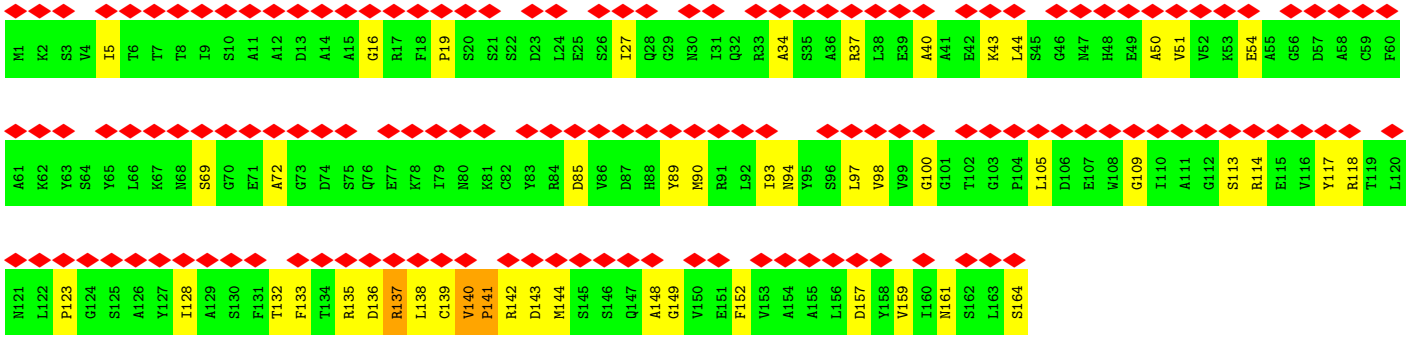

• Molecule 10: R-phycoerythrin alpha chain

Chain bm:



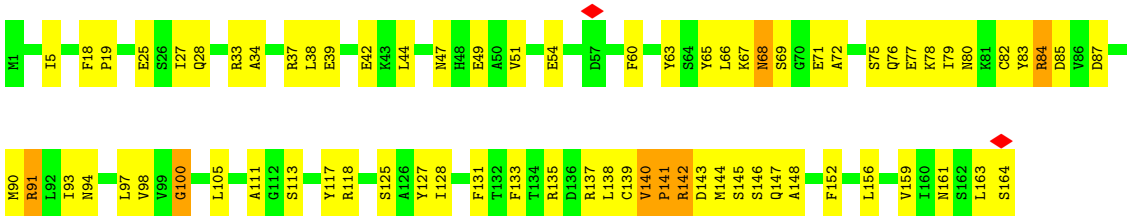

• Molecule 10: R-phycoerythrin alpha chain

Chain bt:

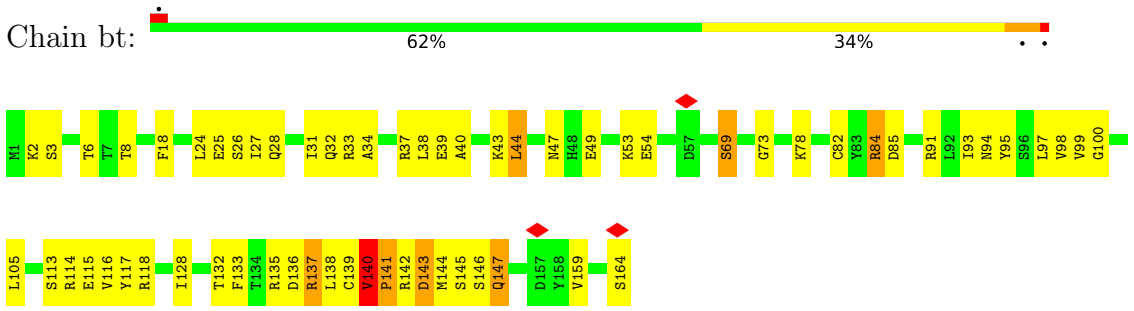

• Molecule 10: R-phycoerythrin alpha chain

Chain bu:

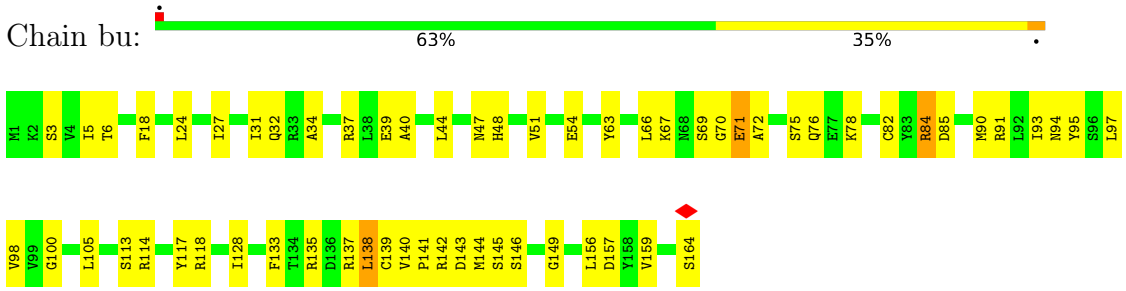

• Molecule 10: R-phycoerythrin alpha chain

Chain bv:

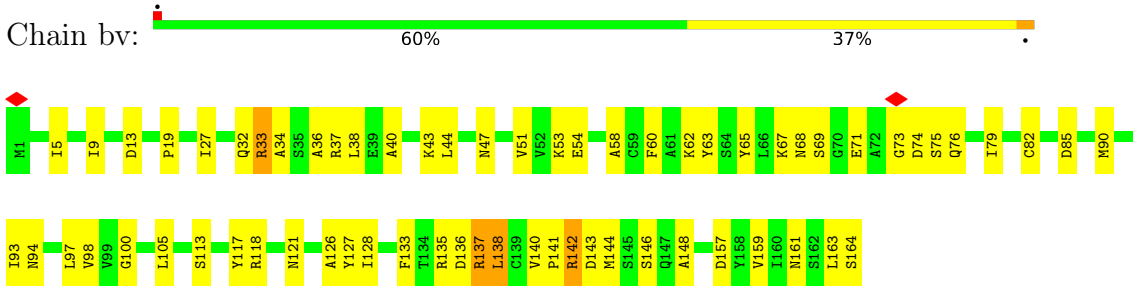

• Molecule 10: R-phycoerythrin alpha chain

Chain bw:

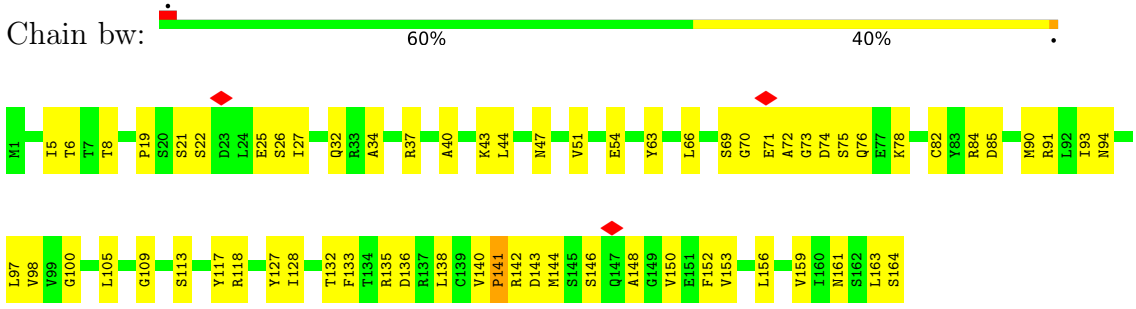

• Molecule 10: R-phycoerythrin alpha chain

Chain bx:

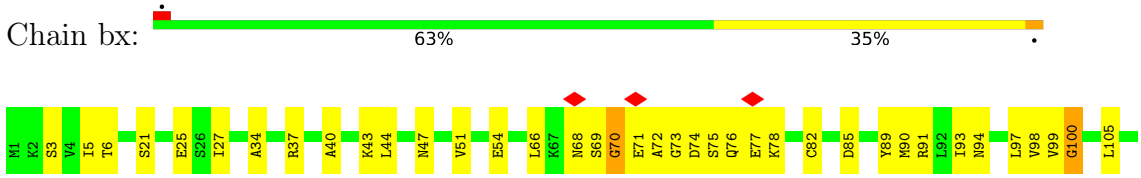

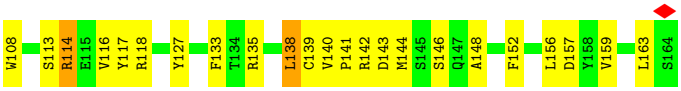

• Molecule 10: R-phycoerythrin alpha chain



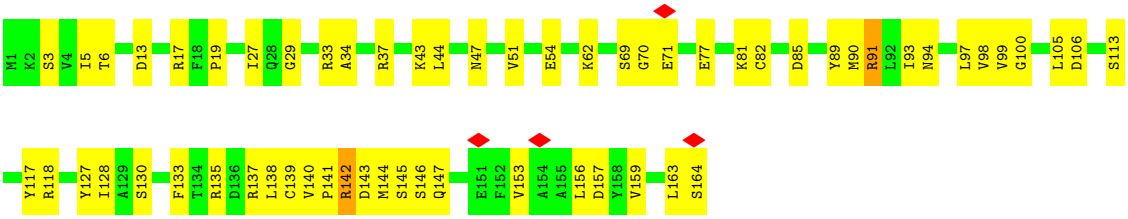

• Molecule 10: R-phycoerythrin alpha chain



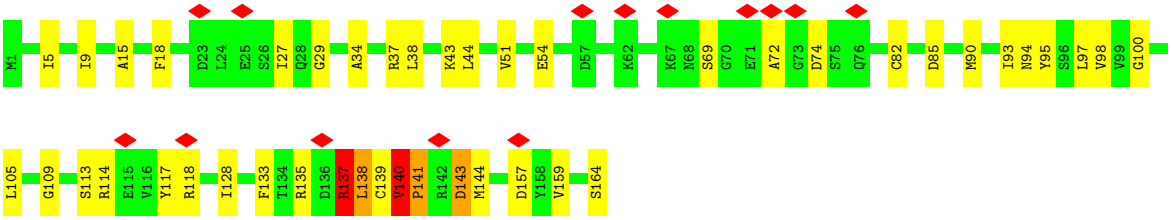

• Molecule 10: R-phycoerythrin alpha chain



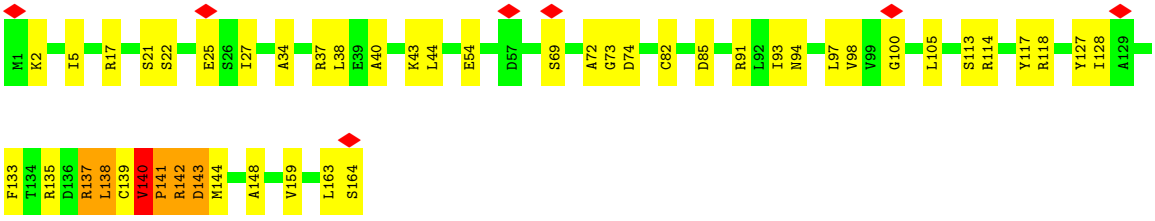

• Molecule 10: R-phycoerythrin alpha chain



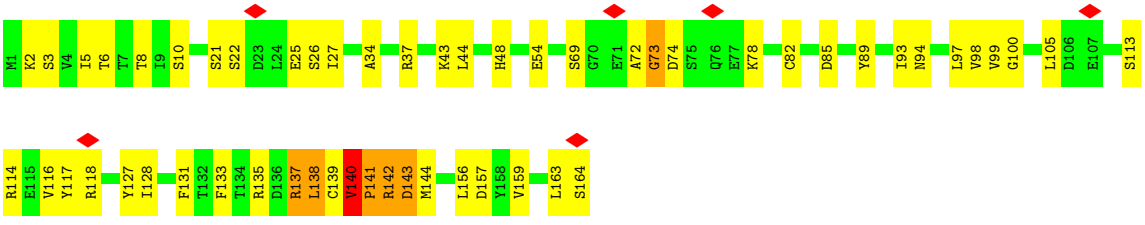

• Molecule 10: R-phycoerythrin alpha chain

Chain bG:

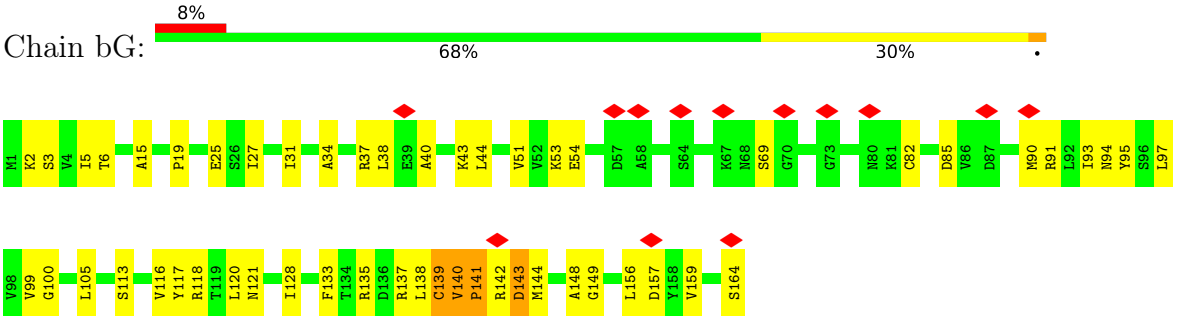

• Molecule 10: R-phycoerythrin alpha chain

Chain bI:

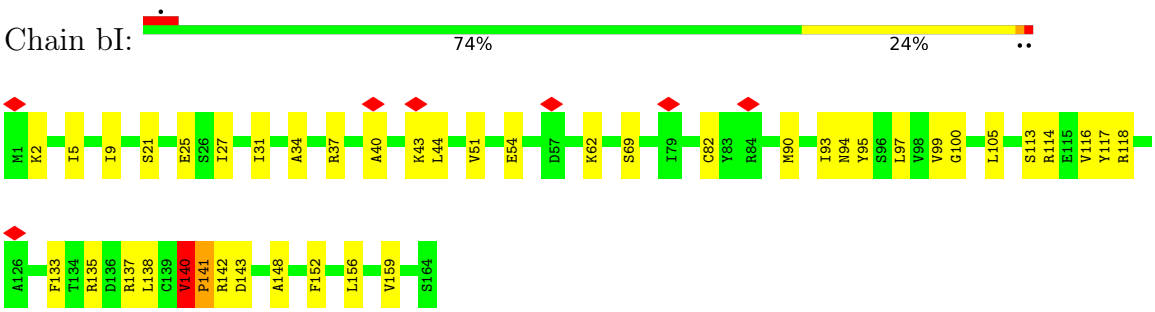

• Molecule 10: R-phycoerythrin alpha chain

Chain bK:

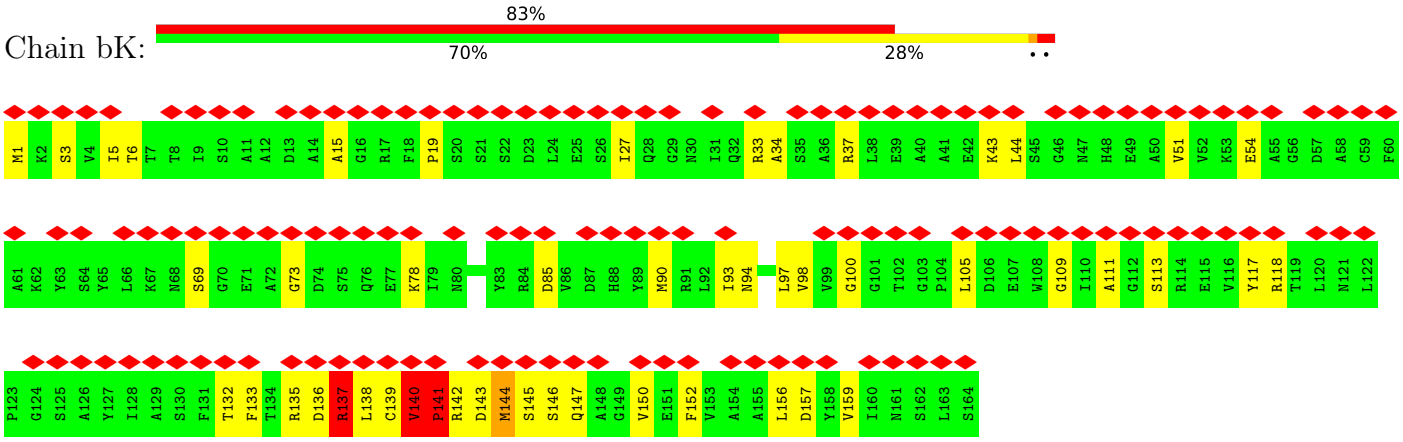

• Molecule 10: R-phycoerythrin alpha chain

Chain bM:

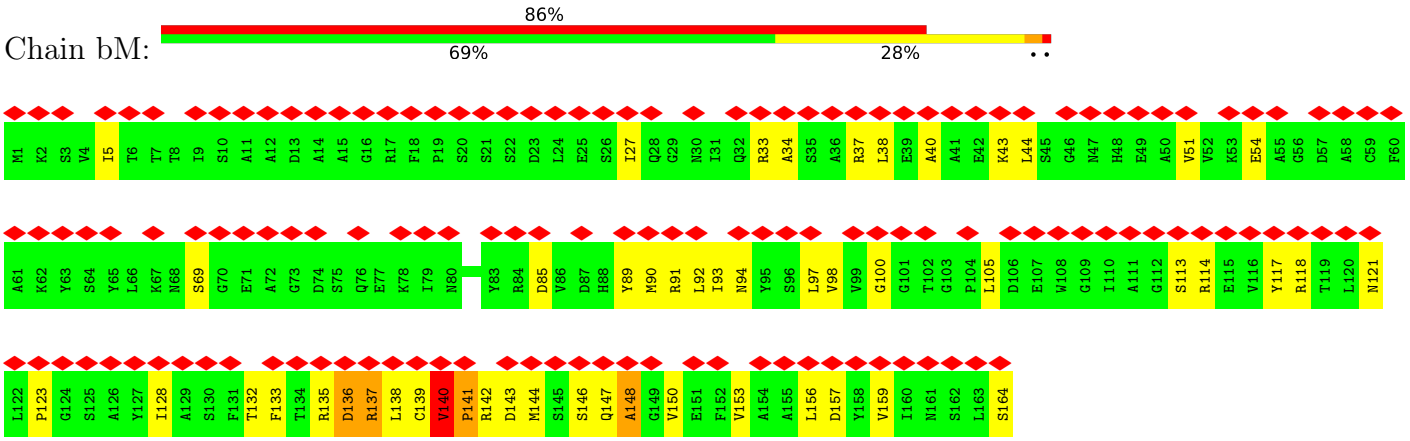

• Molecule 10: R-phycoerythrin alpha chain

Chain bO:

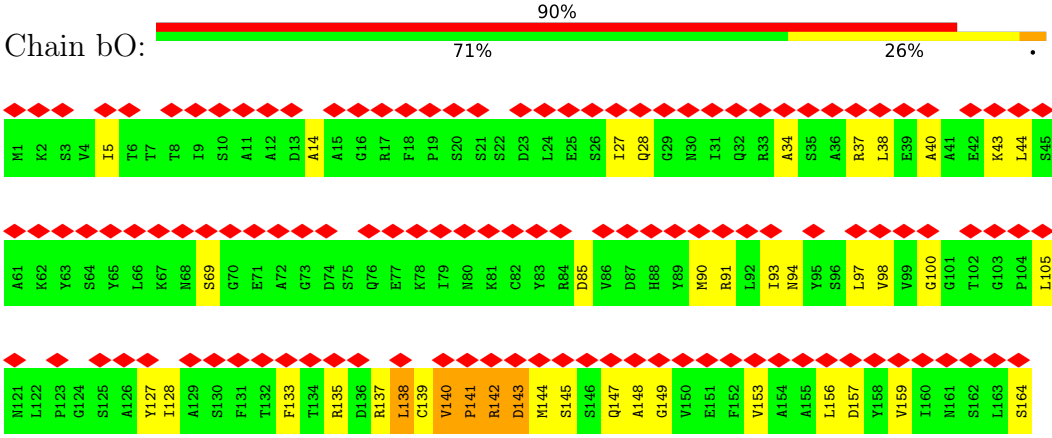

• Molecule 10: R-phycoerythrin alpha chain

Chain bQ:

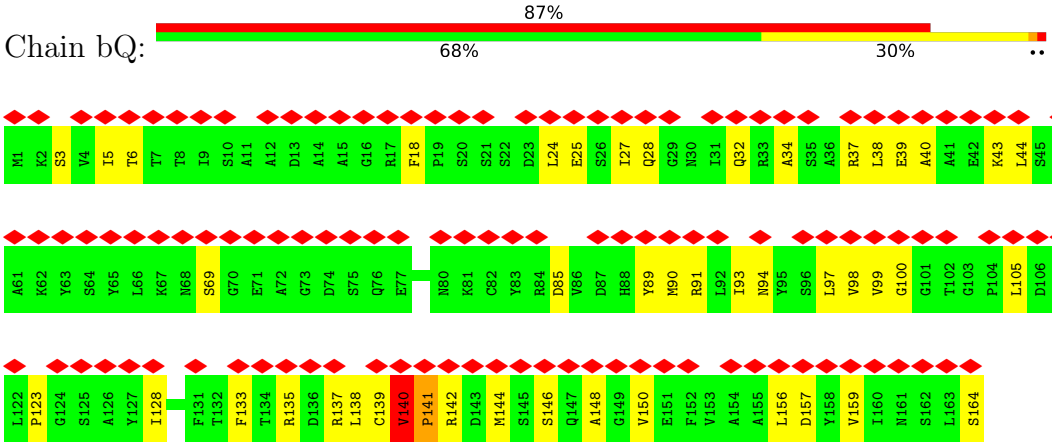

• Molecule 10: R-phycoerythrin alpha chain

Chain bS:

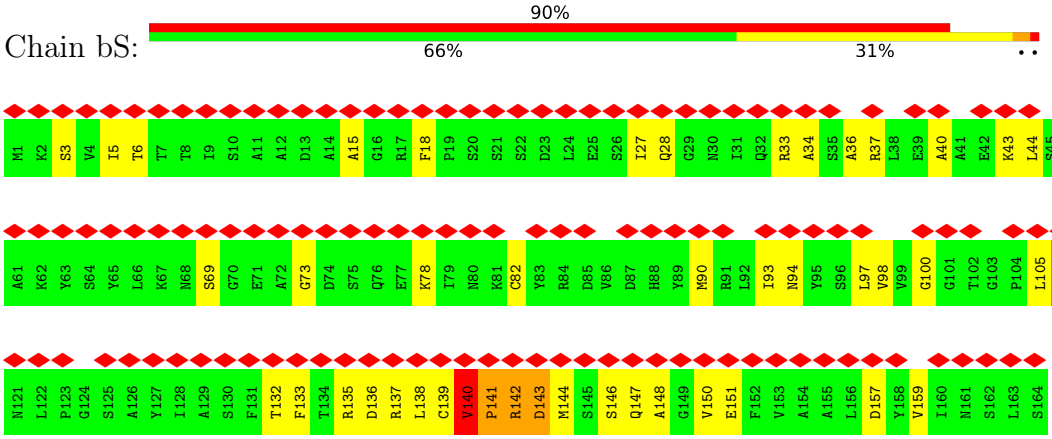

• Molecule 10: R-phycoerythrin alpha chain

Chain bU:

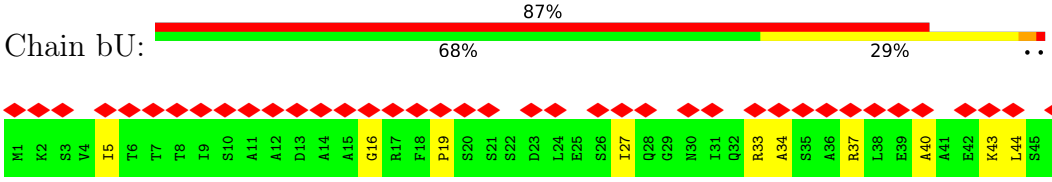

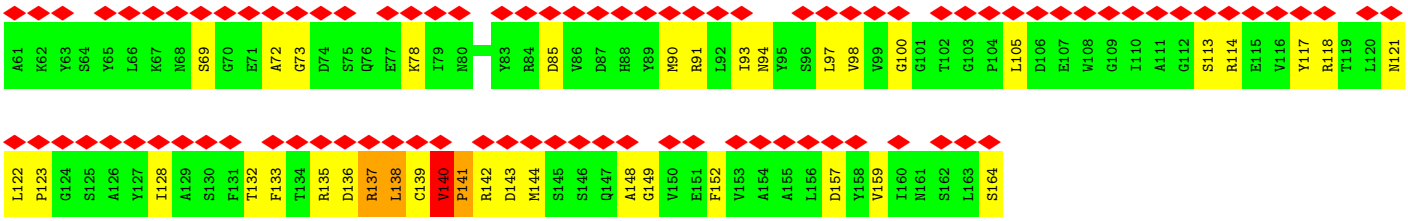

• Molecule 10: R-phycoerythrin alpha chain

Chain cm:



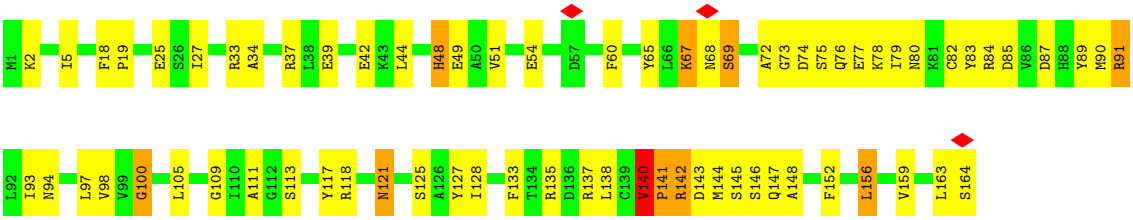

• Molecule 10: R-phycoerythrin alpha chain

Chain ct:



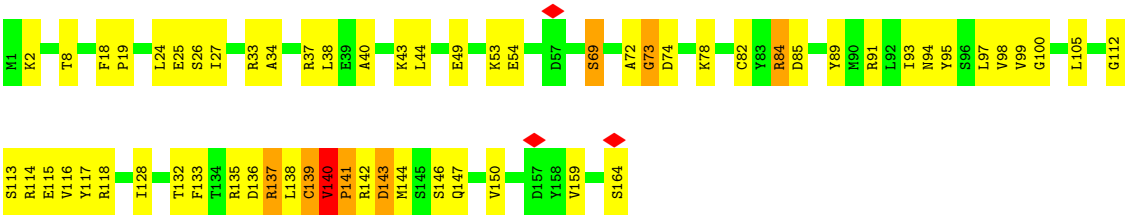

• Molecule 10: R-phycoerythrin alpha chain

Chain cu:



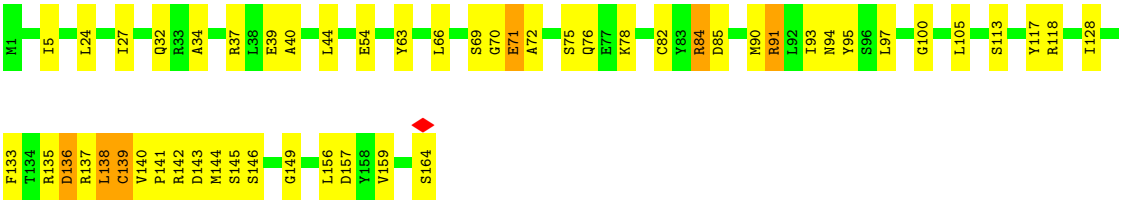

• Molecule 10: R-phycoerythrin alpha chain

Chain cv:



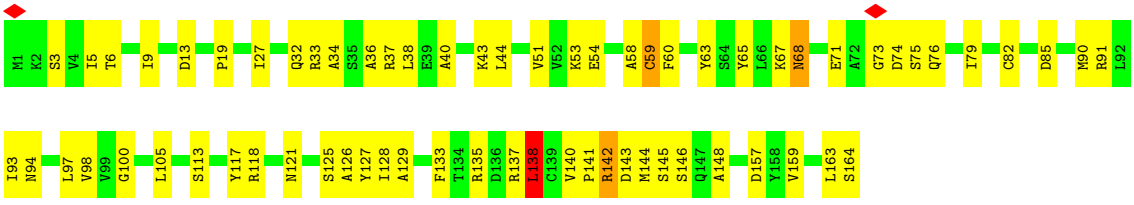

• Molecule 10: R-phycoerythrin alpha chain

Chain cw:

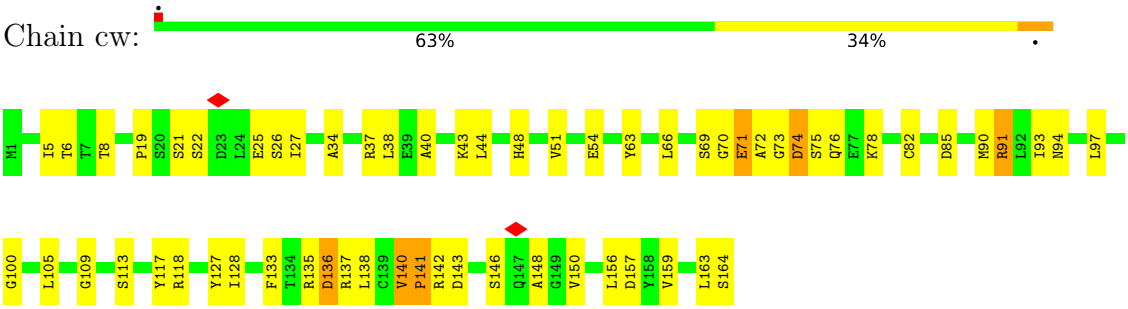

• Molecule 10: R-phycoerythrin alpha chain

Chain cx:

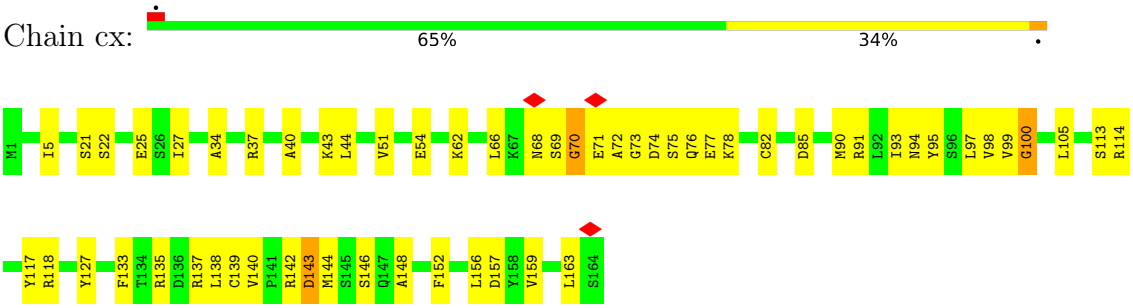

• Molecule 10: R-phycoerythrin alpha chain

Chain cy:

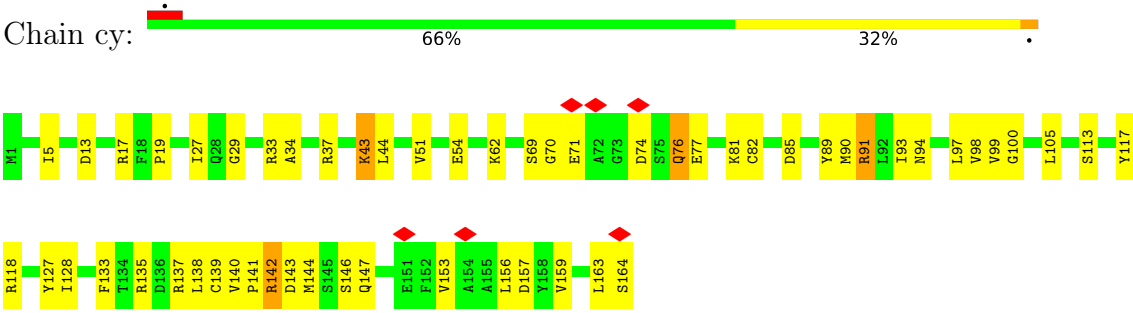

• Molecule 10: R-phycoerythrin alpha chain

Chain cA:

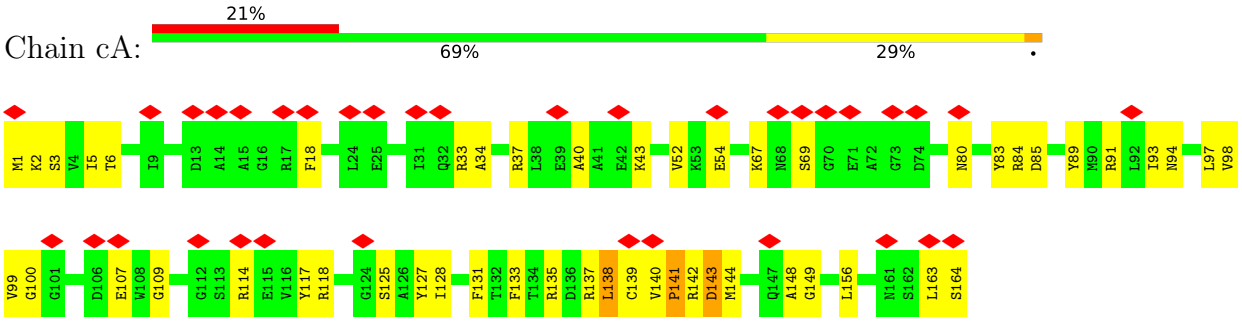

• Molecule 10: R-phycoerythrin alpha chain

Chain cC:

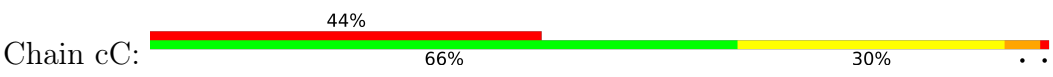

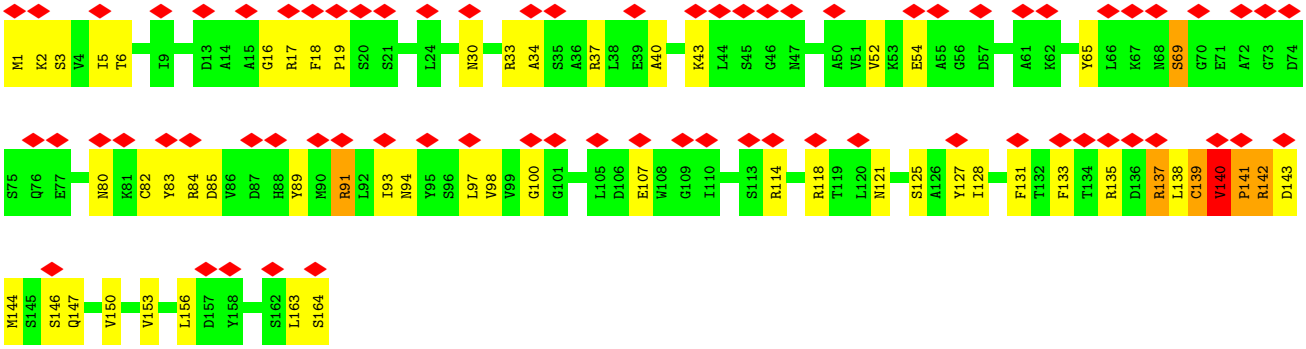

• Molecule 10: R-phycoerythrin alpha chain

Chain cD:



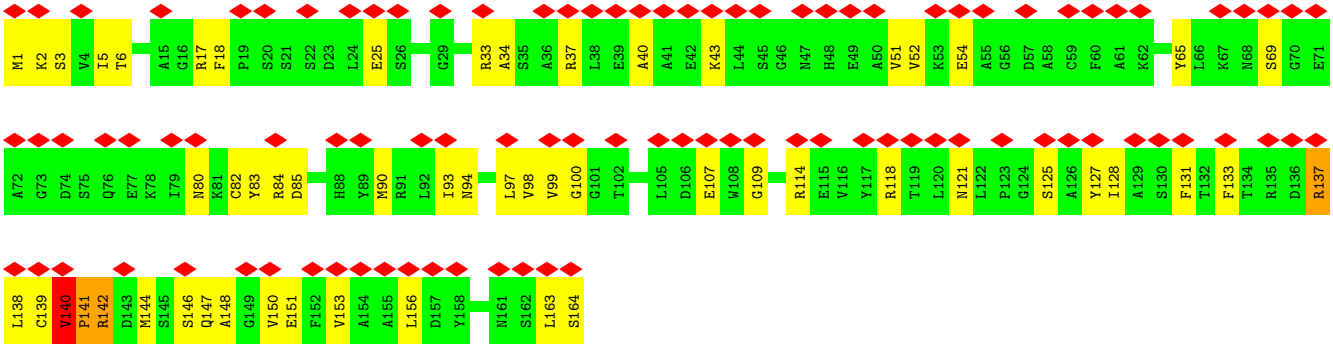

• Molecule 10: R-phycoerythrin alpha chain

Chain cG:



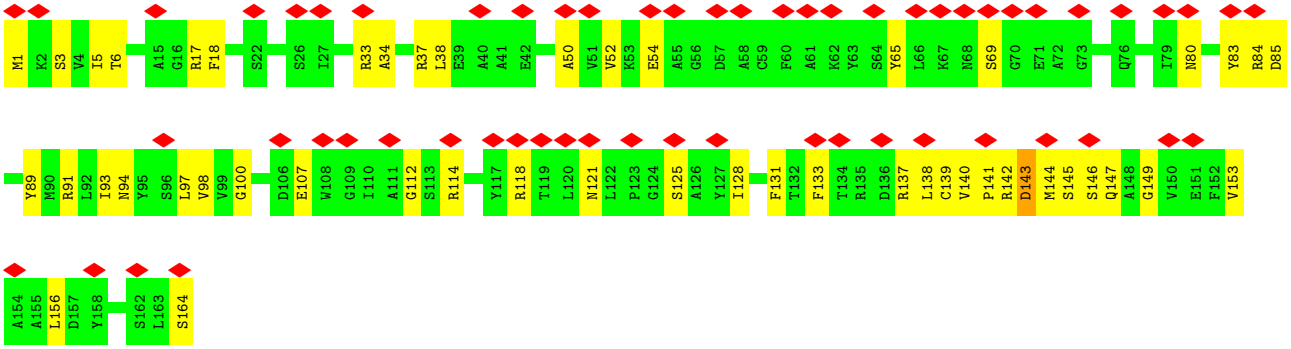

• Molecule 10: R-phycoerythrin alpha chain

Chain cI:



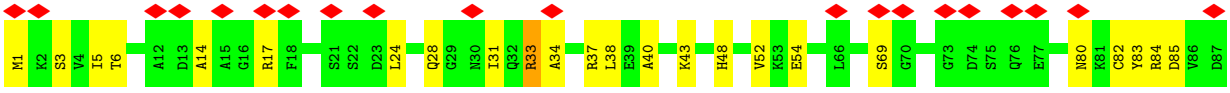

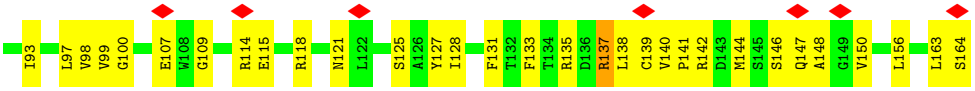

• Molecule 10: R-phycoerythrin alpha chain

Chain cK:



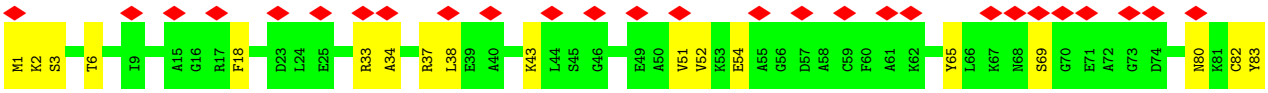

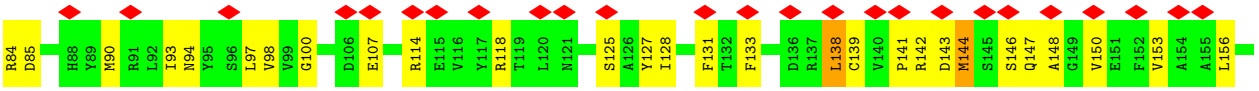



• Molecule 10: R-phycoerythrin alpha chain

Chain cS:



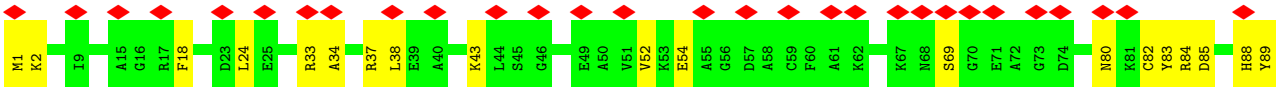

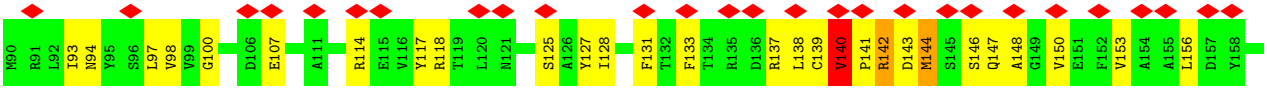



• Molecule 10: R-phycoerythrin alpha chain

Chain cT:



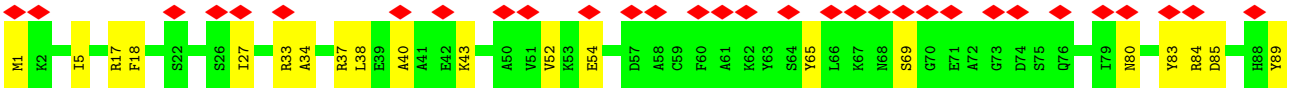

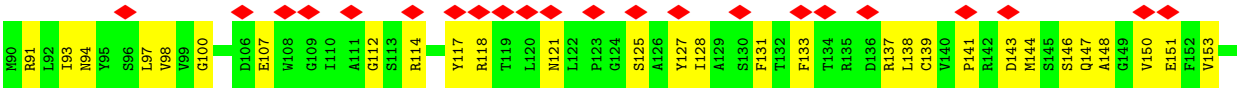

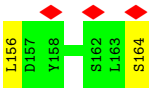

• Molecule 10: R-phycoerythrin alpha chain

Chain cU:

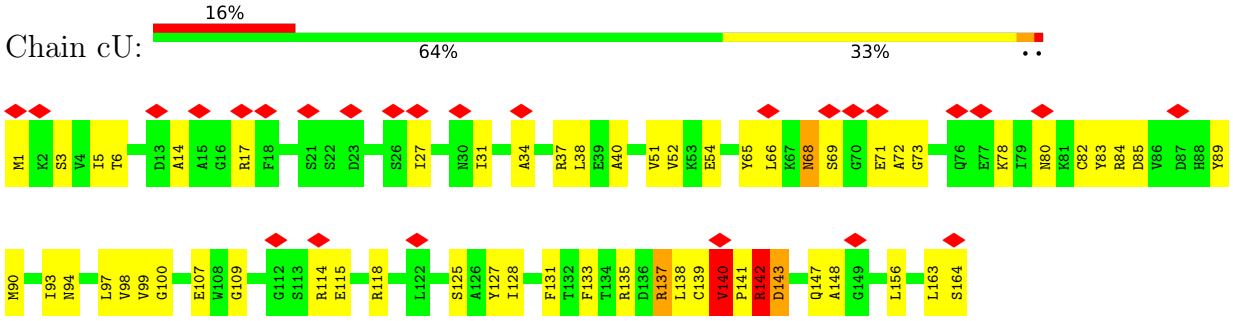

• Molecule 10: R-phycoerythrin alpha chain

Chain cV:

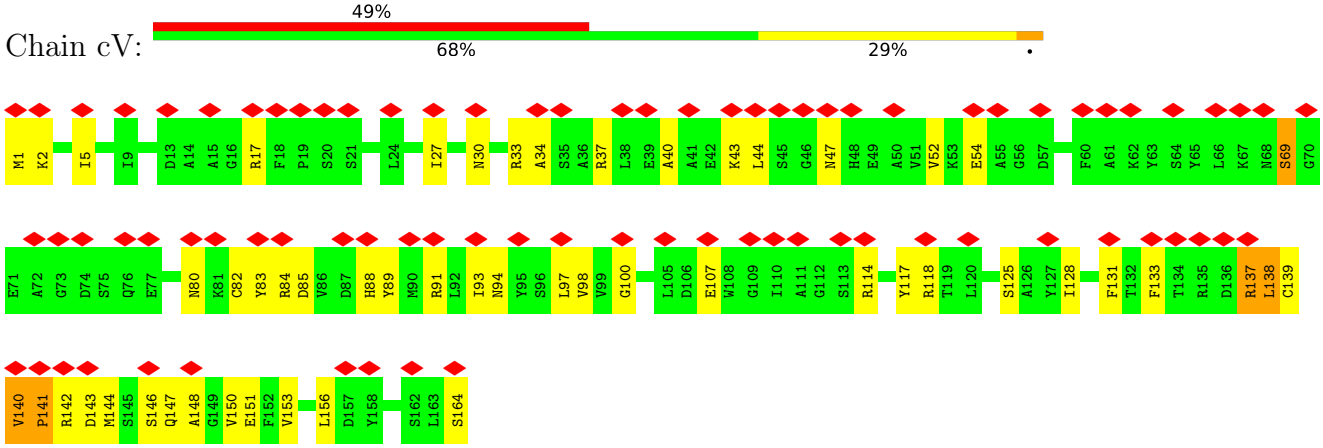

• Molecule 10: R-phycoerythrin alpha chain

Chain cW:

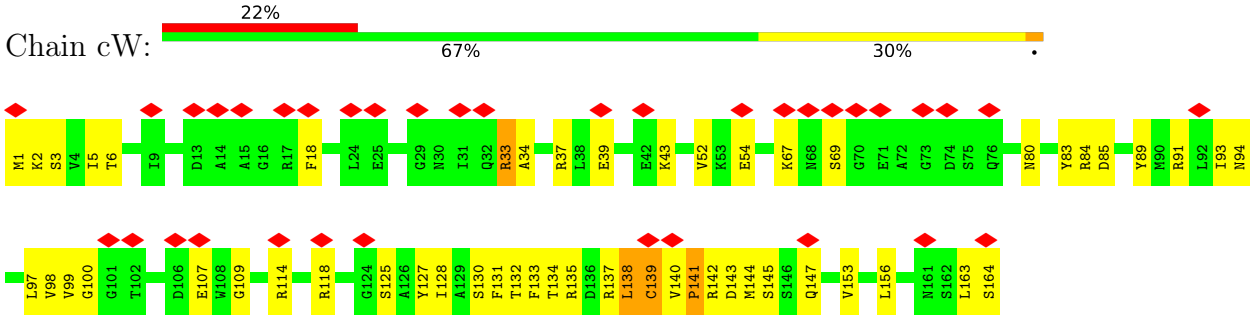

• Molecule 10: R-phycoerythrin alpha chain

Chain cX:

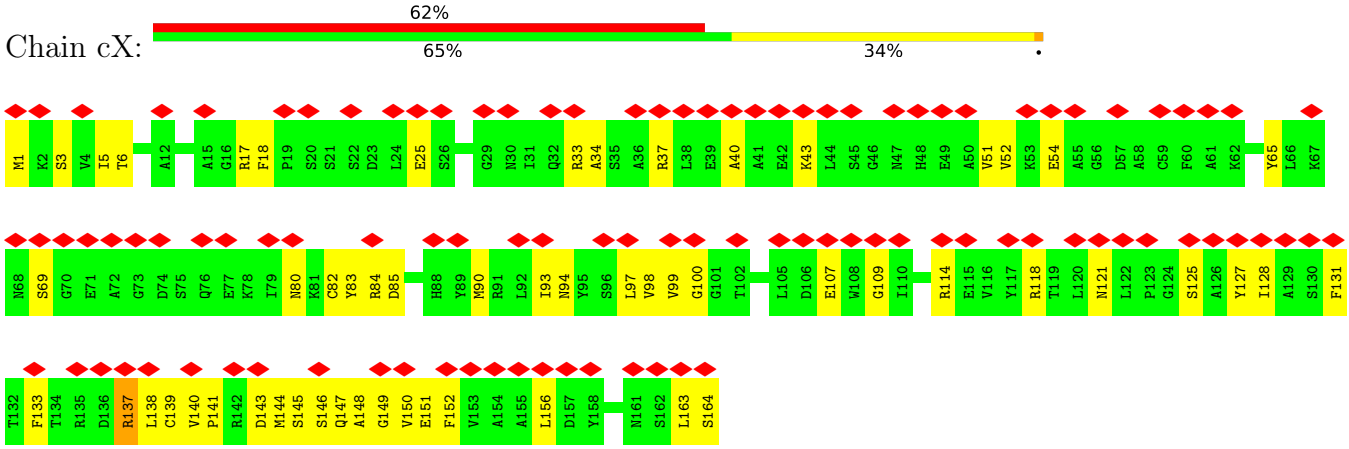

• Molecule 10: R-phycoerythrin alpha chain

Chain cZ:

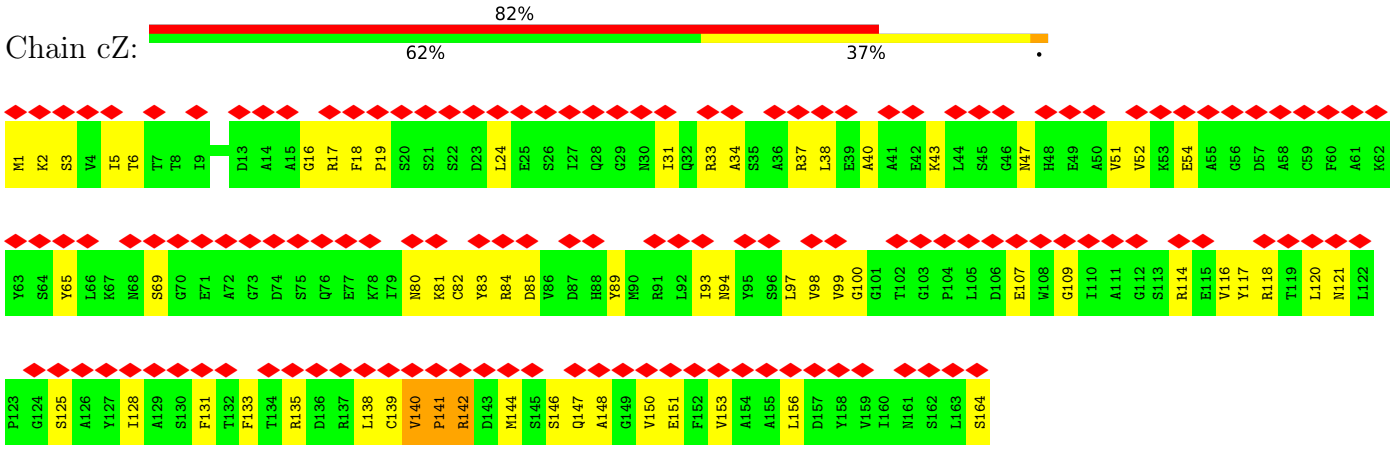

• Molecule 10: R-phycoerythrin alpha chain

Chain da:

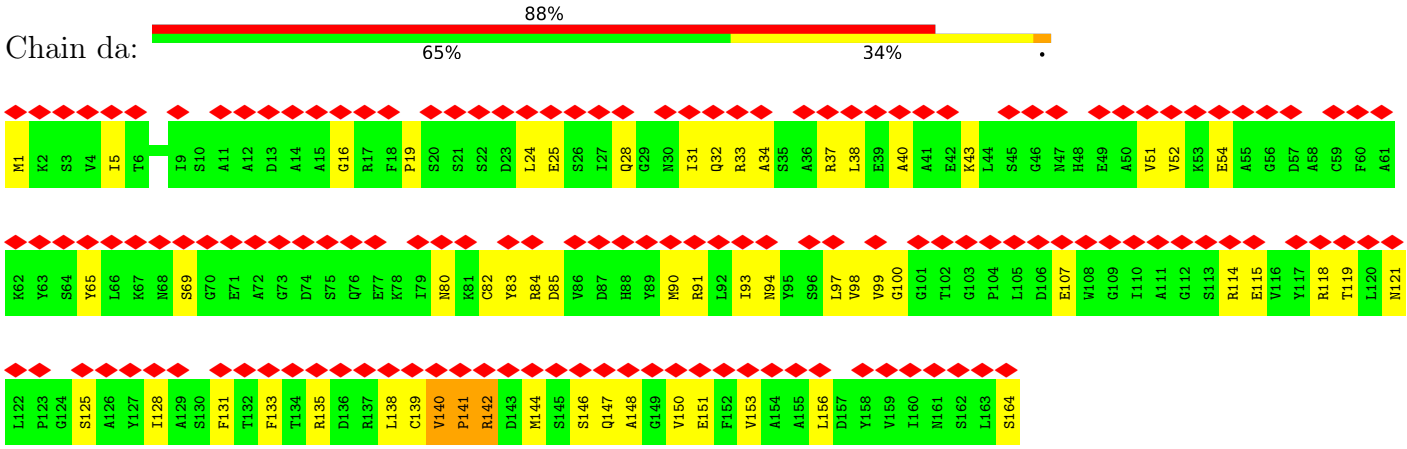

• Molecule 10: R-phycoerythrin alpha chain

Chain db:

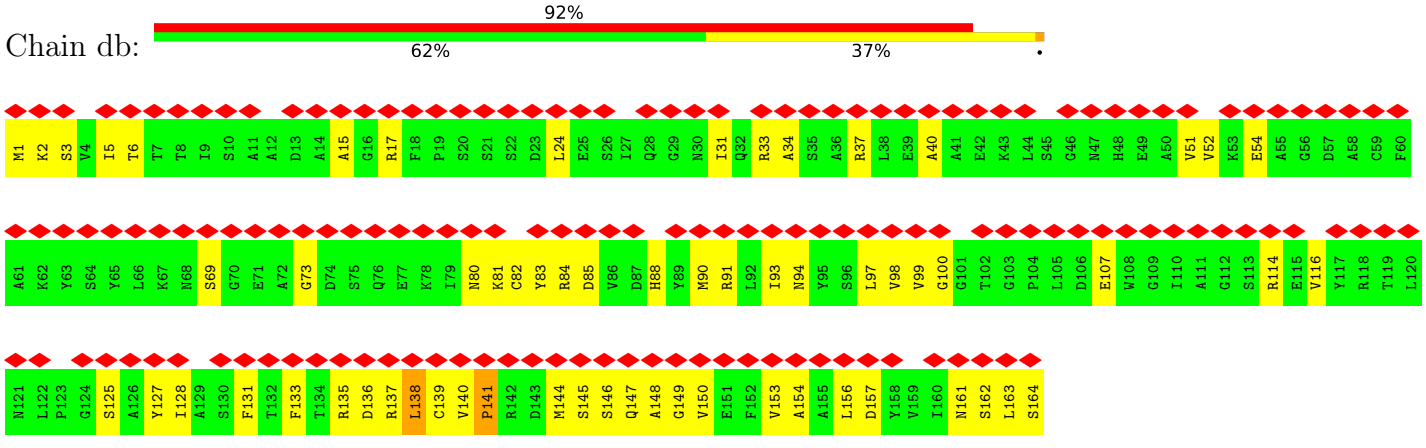

• Molecule 10: R-phycoerythrin alpha chain

Chain dc:

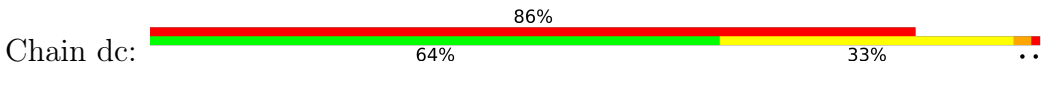

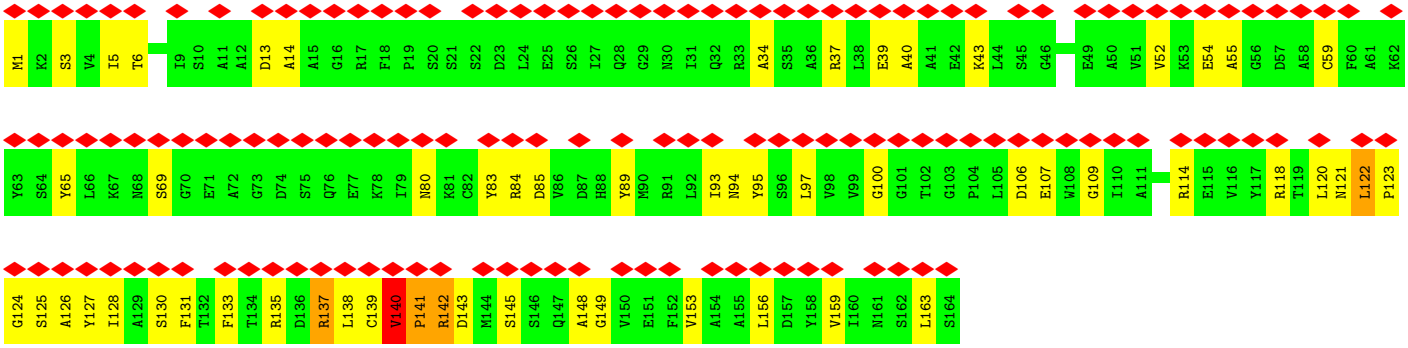

• Molecule 10: R-phycoerythrin alpha chain

Chain de:



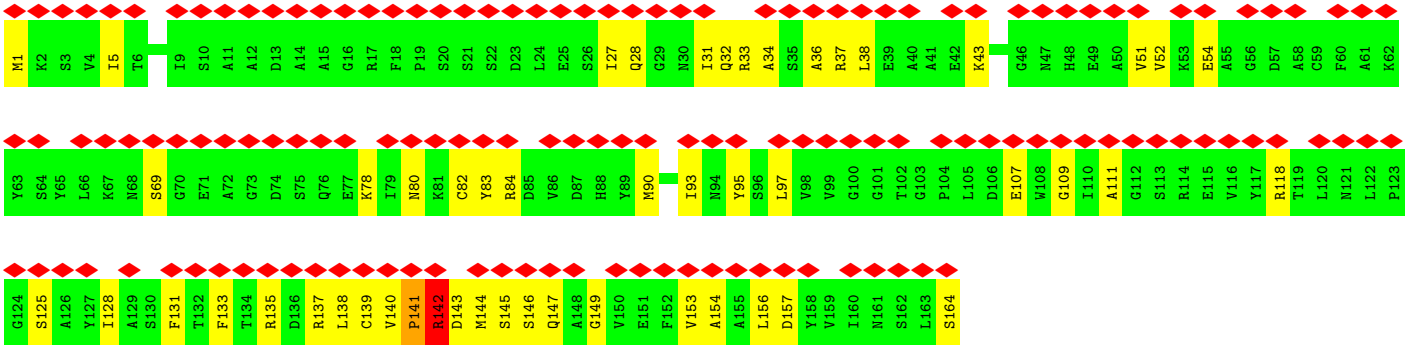

• Molecule 10: R-phycoerythrin alpha chain

Chain dg:

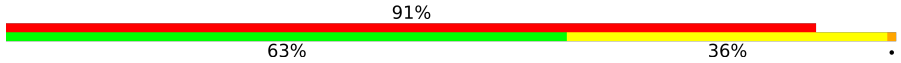

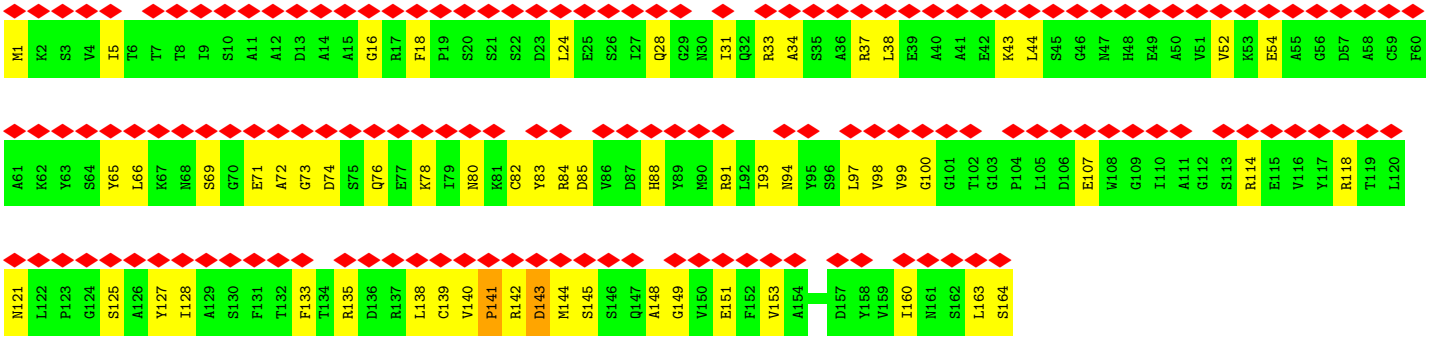

• Molecule 10: R-phycoerythrin alpha chain

Chain dk:

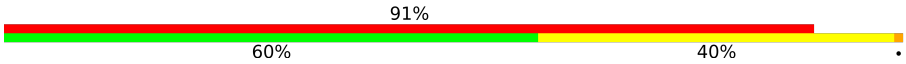



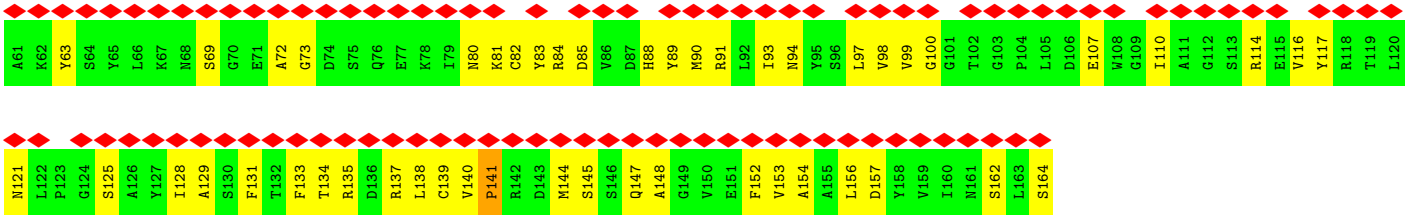

• Molecule 10: R-phycoerythrin alpha chain

Chain dm:



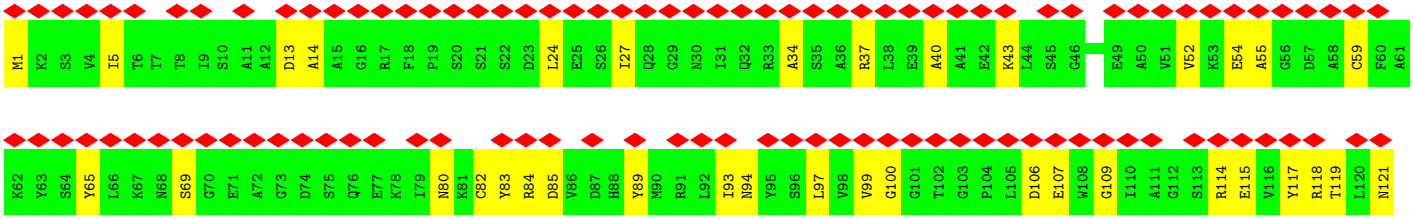

• Molecule 10: R-phycoerythrin alpha chain

Chain do:



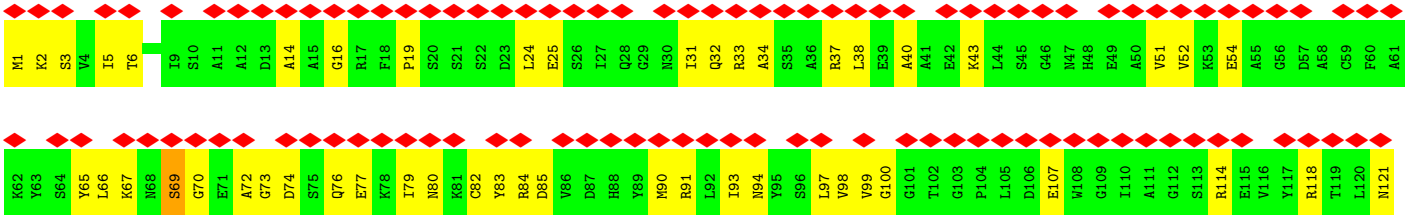

• Molecule 10: R-phycoerythrin alpha chain

Chain dq:



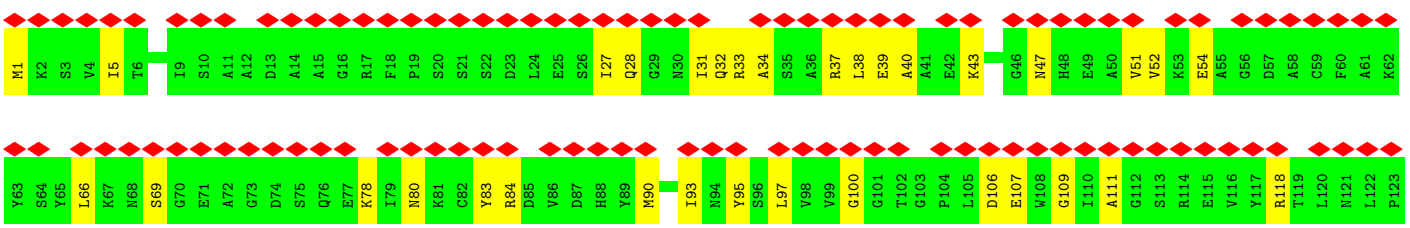



• Molecule 10: R-phycoerythrin alpha chain

Chain ds:

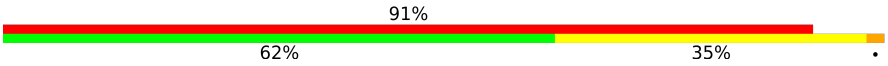

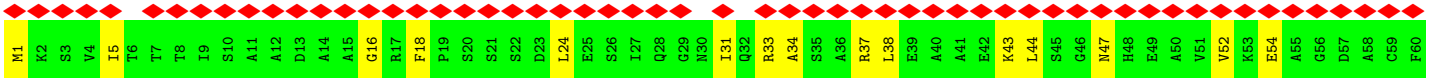

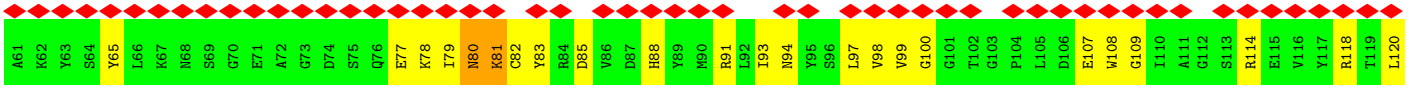

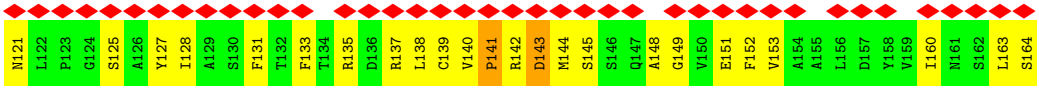

• Molecule 10: R-phycoerythrin alpha chain

Chain du:



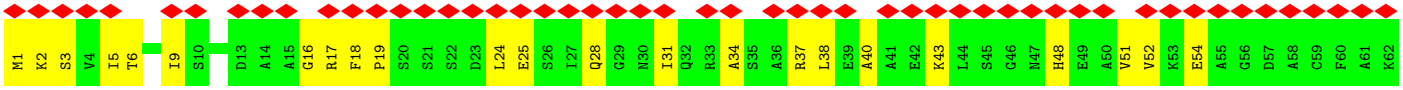

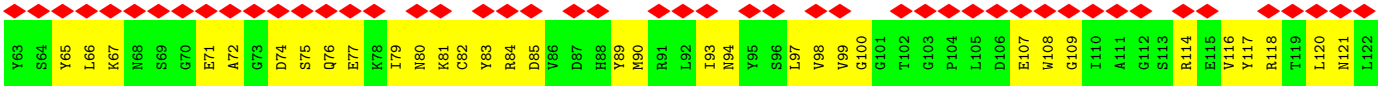

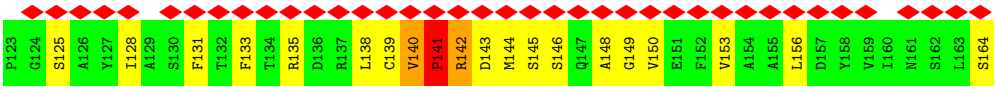

• Molecule 10: R-phycoerythrin alpha chain

Chain dA:



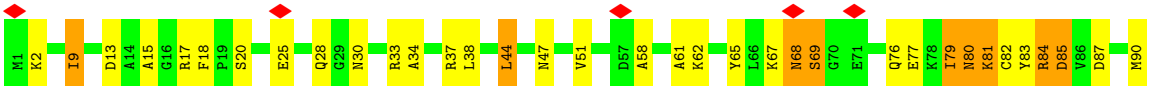

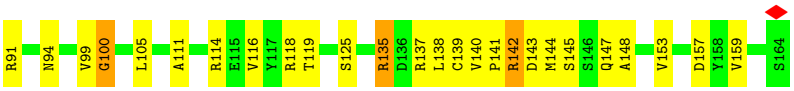

• Molecule 10: R-phycoerythrin alpha chain

Chain dC:



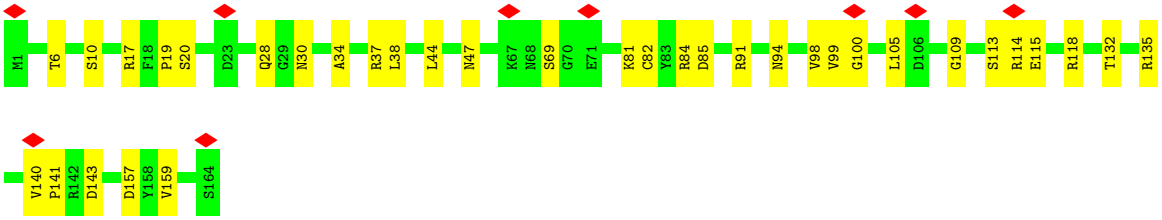

• Molecule 10: R-phycoerythrin alpha chain

Chain dE:



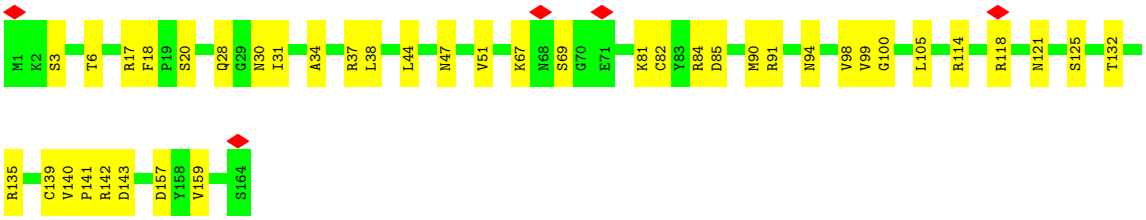

• Molecule 10: R-phycoerythrin alpha chain

Chain dG:



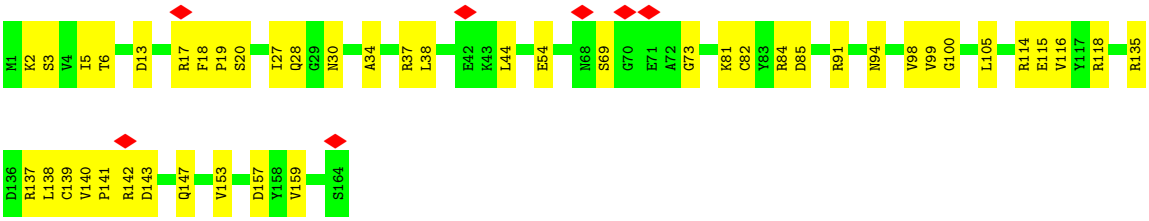

• Molecule 10: R-phycoerythrin alpha chain

Chain dI:



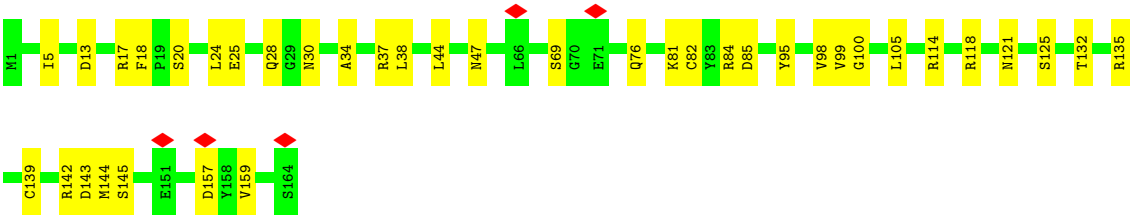

• Molecule 10: R-phycoerythrin alpha chain

Chain dJ:



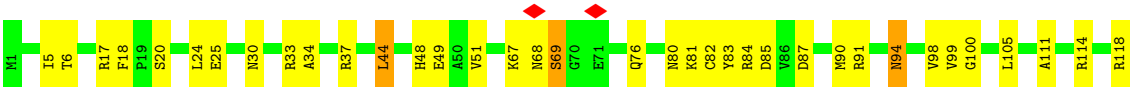

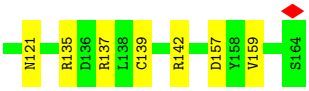

• Molecule 10: R-phycoerythrin alpha chain

Chain dM:



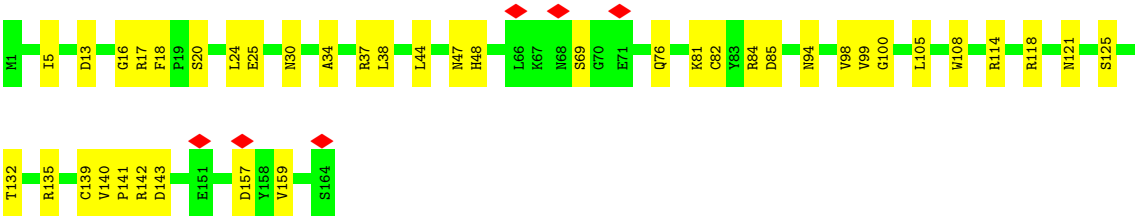

• Molecule 10: R-phycoerythrin alpha chain

Chain dO:



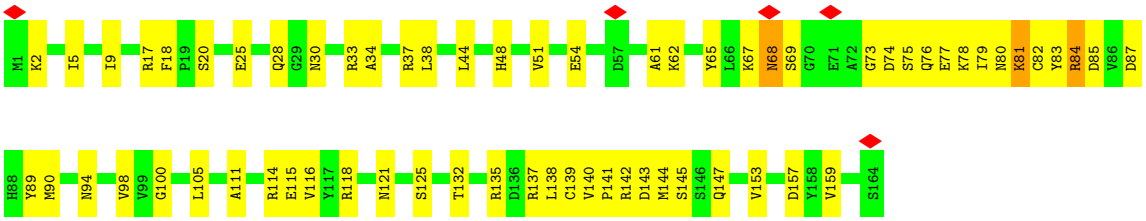

• Molecule 10: R-phycoerythrin alpha chain

Chain dQ:



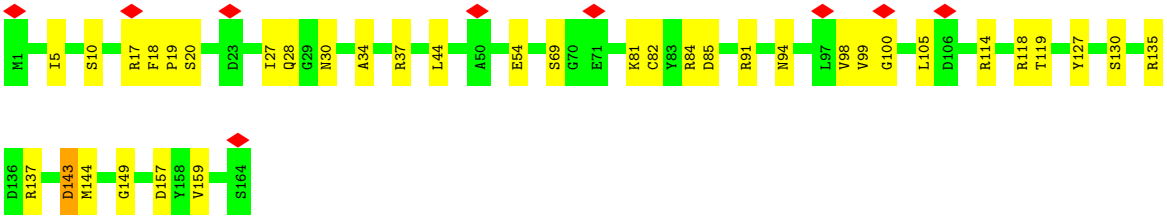

• Molecule 10: R-phycoerythrin alpha chain

Chain dS:



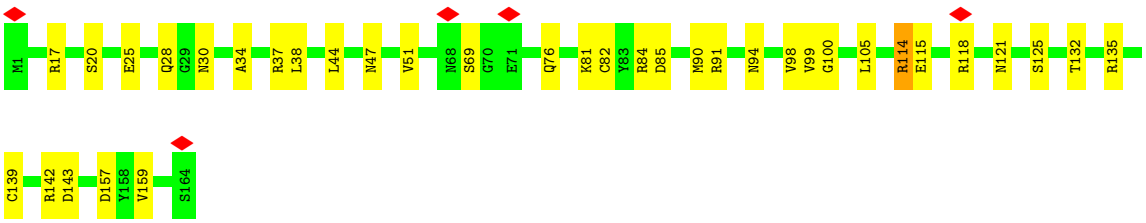

• Molecule 10: R-phycoerythrin alpha chain

Chain dU:

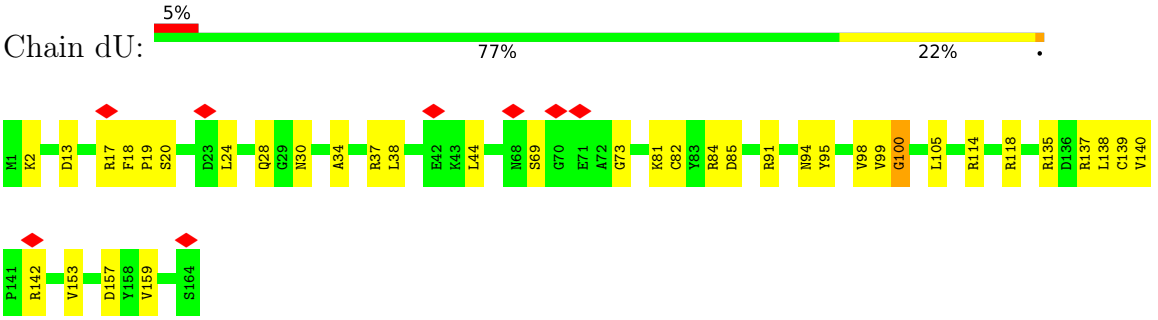

• Molecule 10: R-phycoerythrin alpha chain

Chain dW:

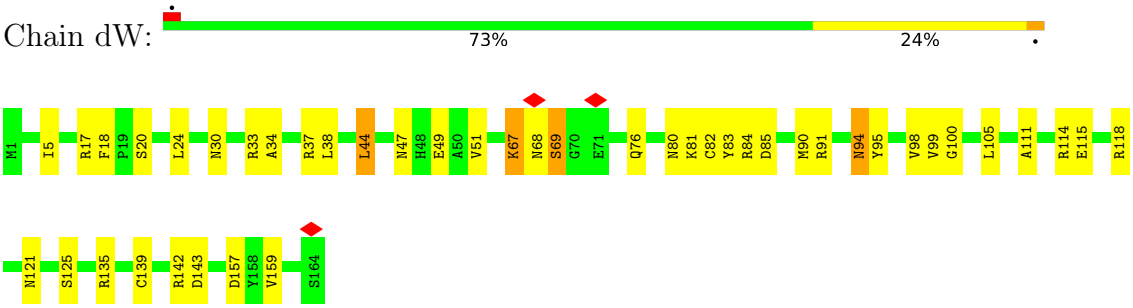

• Molecule 10: R-phycoerythrin alpha chain

Chain dZ:

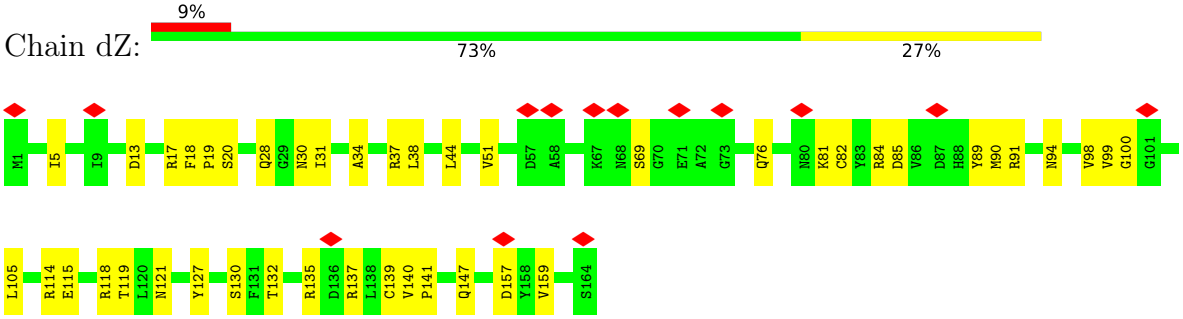

• Molecule 10: R-phycoerythrin alpha chain

Chain ea:

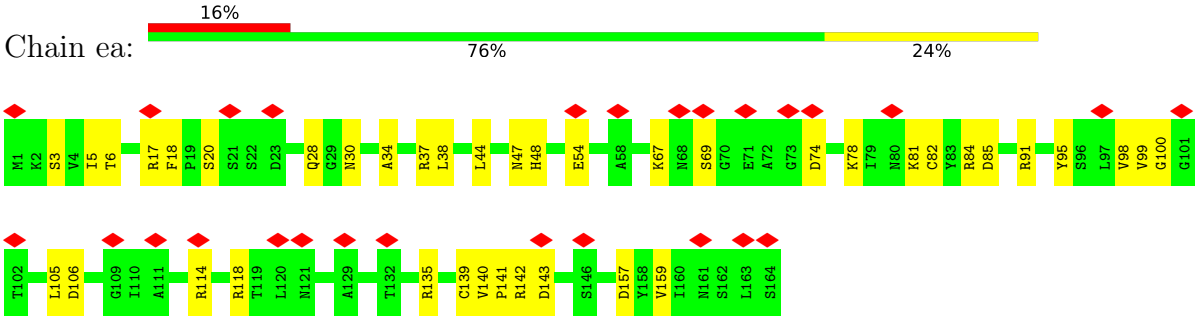

• Molecule 10: R-phycoerythrin alpha chain

Chain ed:

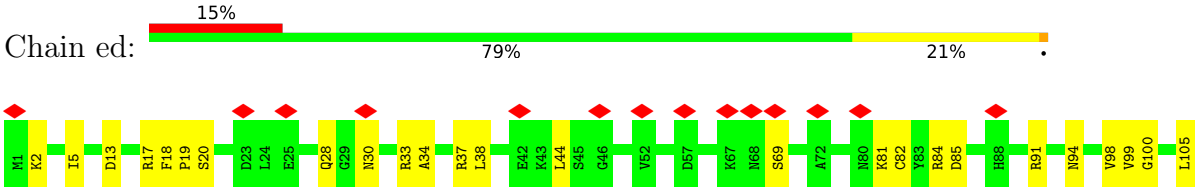

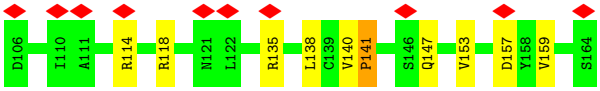

• Molecule 10: R-phycoerythrin alpha chain

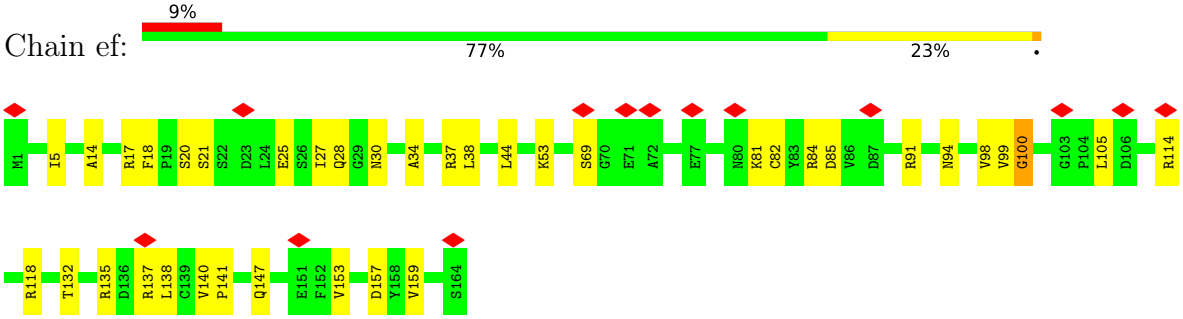

• Molecule 10: R-phycoerythrin alpha chain

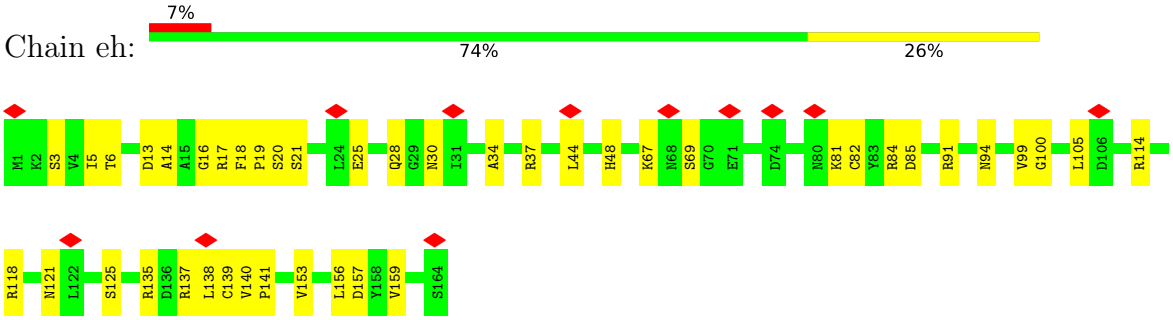

• Molecule 10: R-phycoerythrin alpha chain

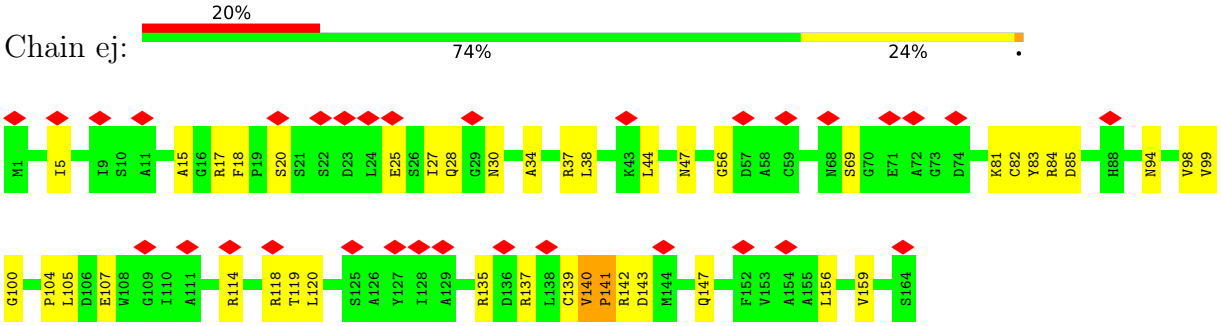

• Molecule 10: R-phycoerythrin alpha chain

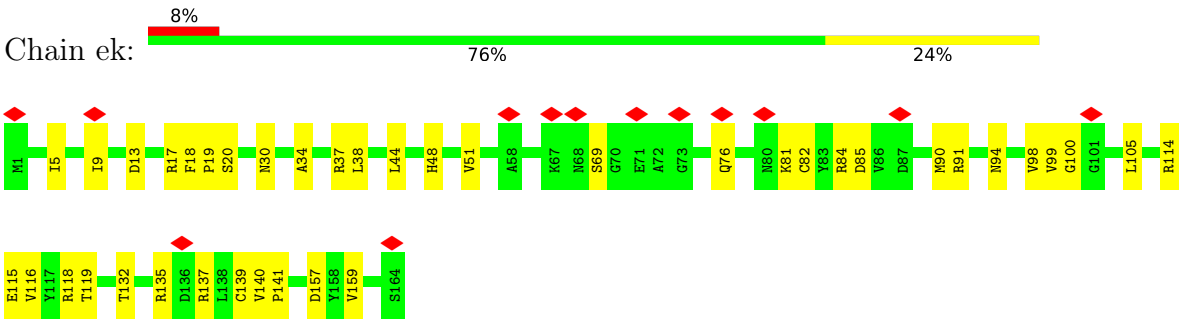

• Molecule 10: R-phycoerythrin alpha chain

Chain em:

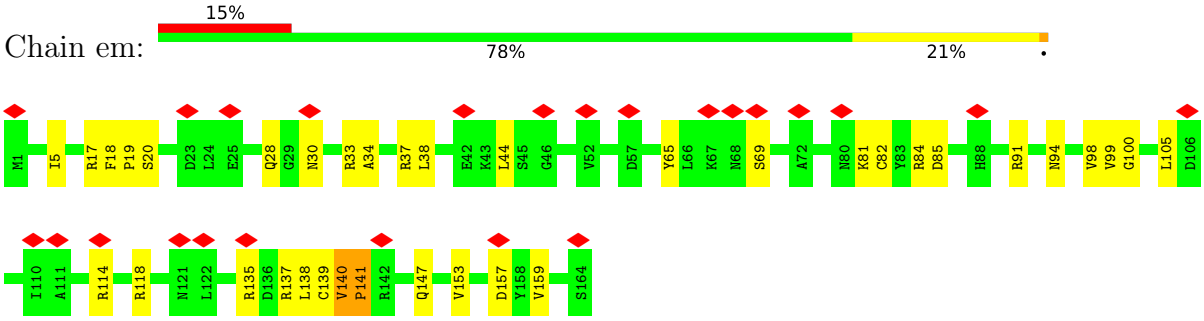

• Molecule 10: R-phycoerythrin alpha chain

Chain eo:

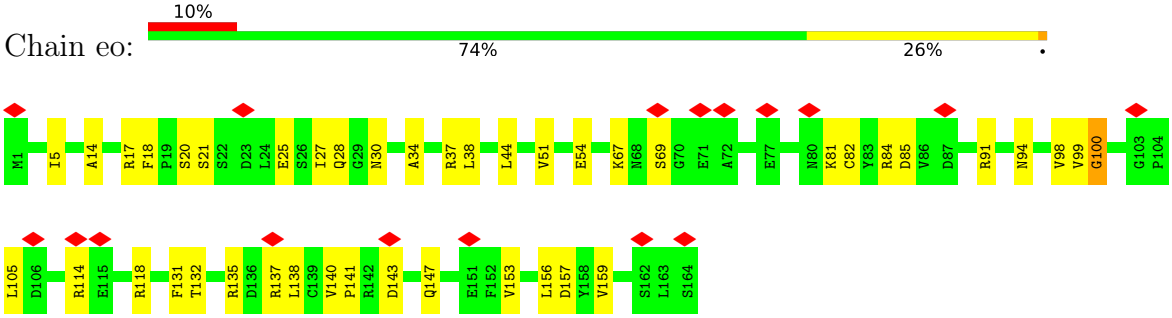

• Molecule 10: R-phycoerythrin alpha chain

Chain eq:

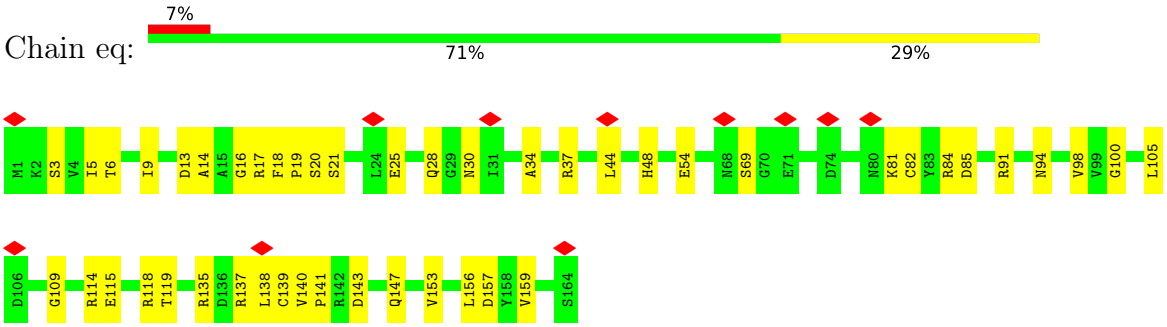

• Molecule 10: R-phycoerythrin alpha chain

Chain es:

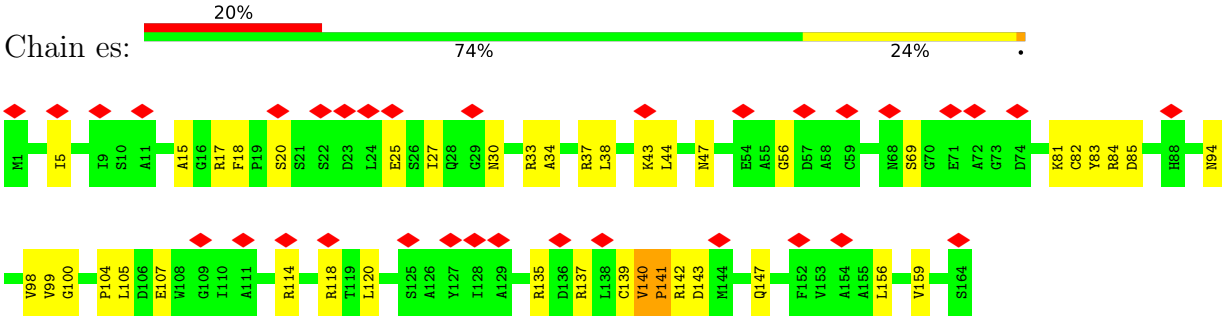

• Molecule 10: R-phycoerythrin alpha chain

Chain eu:

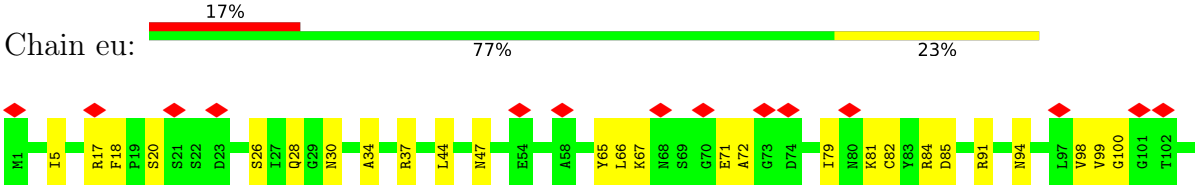

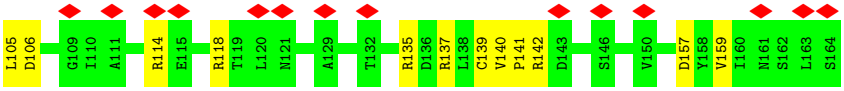

• Molecule 10: R-phycoerythrin alpha chain

Chain eA:



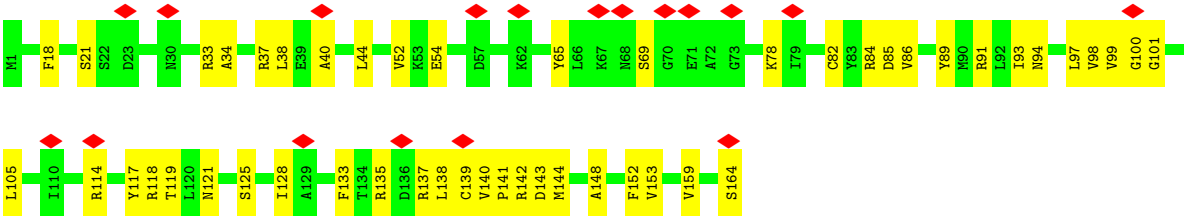

• Molecule 10: R-phycoerythrin alpha chain

Chain eC:



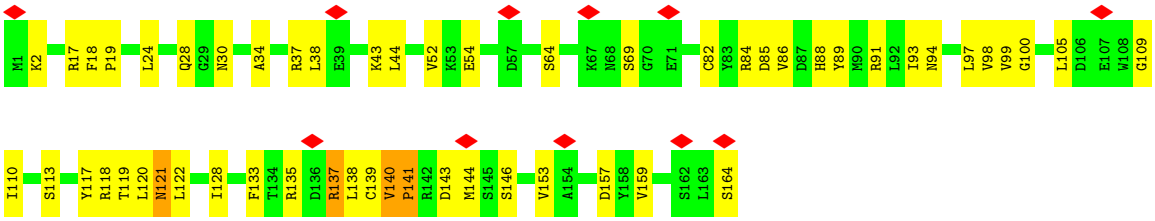

• Molecule 10: R-phycoerythrin alpha chain

Chain eE:



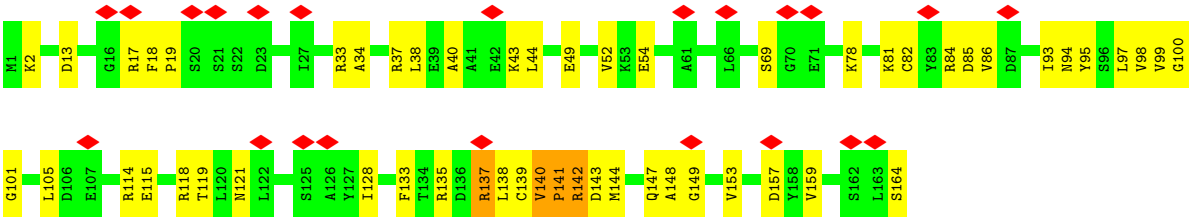

• Molecule 10: R-phycoerythrin alpha chain

Chain eG:



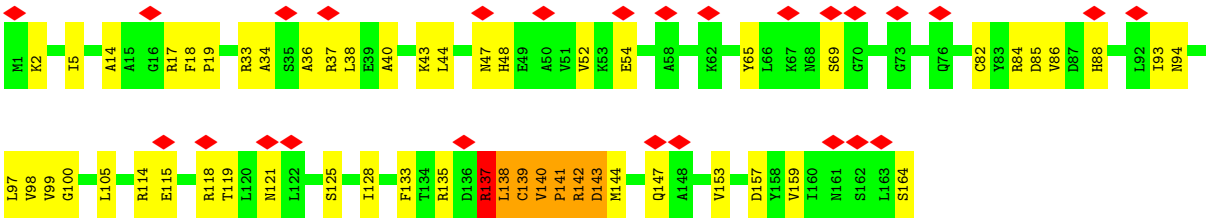

• Molecule 10: R-phycoerythrin alpha chain

Chain eI:

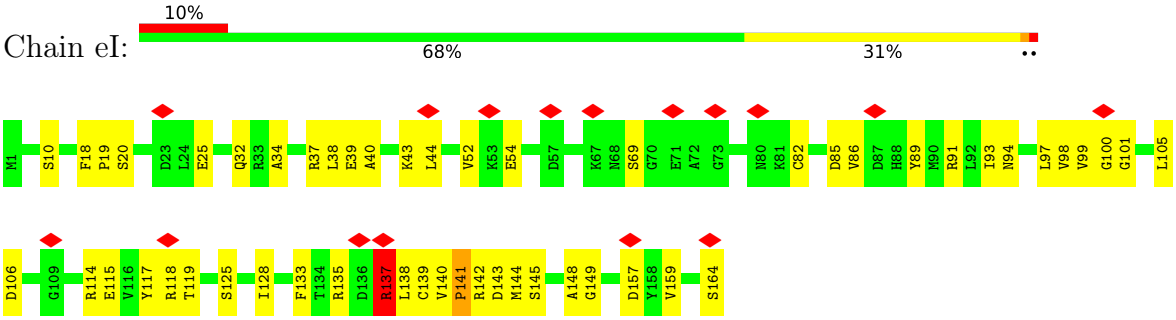

• Molecule 10: R-phycoerythrin alpha chain

Chain eK:

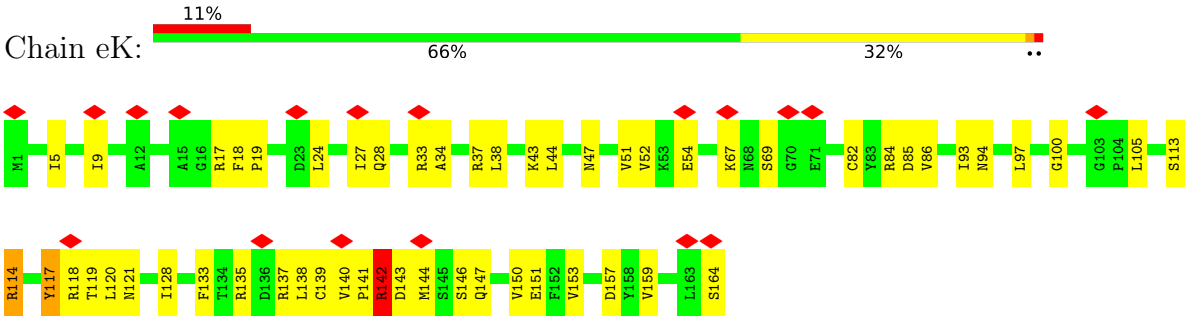

• Molecule 10: R-phycoerythrin alpha chain

Chain eM:

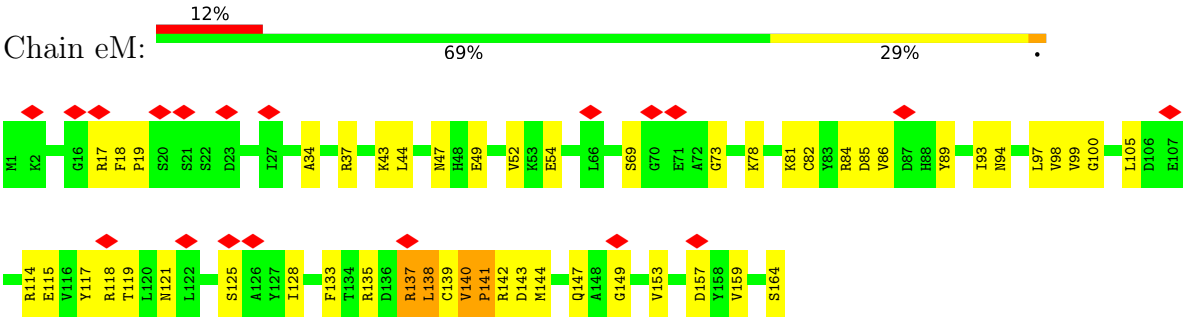

• Molecule 10: R-phycoerythrin alpha chain

Chain eO:

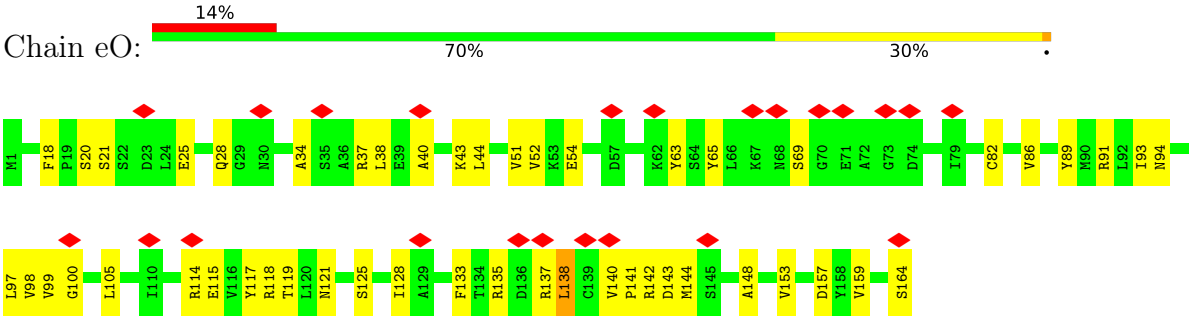

• Molecule 10: R-phycoerythrin alpha chain

Chain eQ:

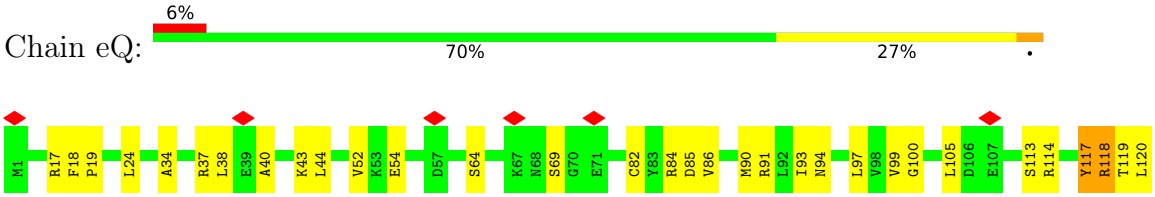

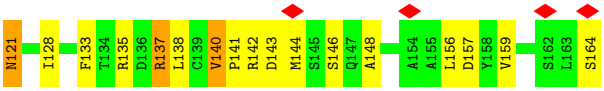

• Molecule 10: R-phycoerythrin alpha chain

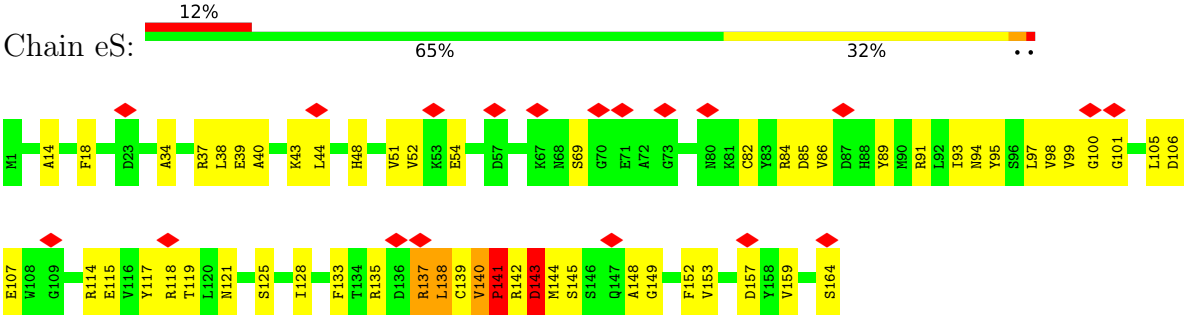

• Molecule 10: R-phycoerythrin alpha chain

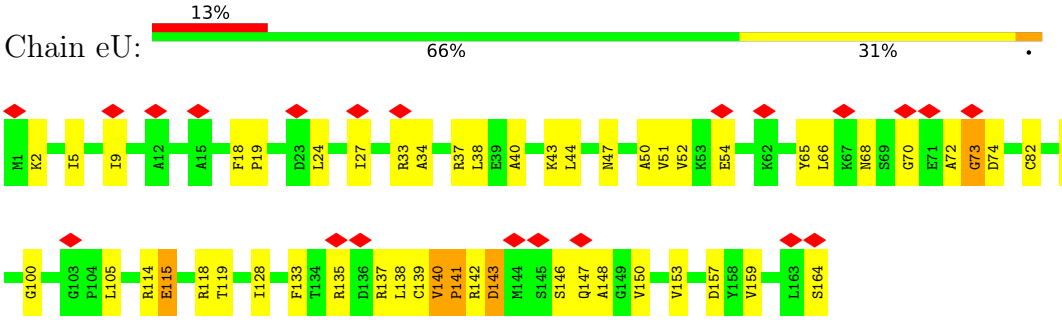

• Molecule 10: R-phycoerythrin alpha chain

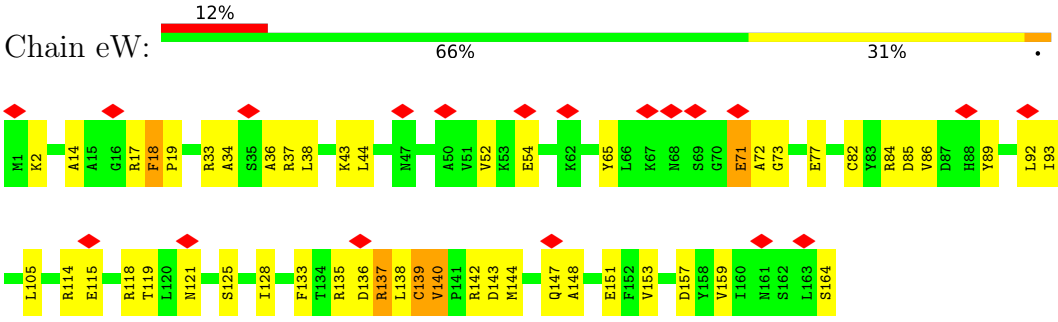

• Molecule 10: R-phycoerythrin alpha chain

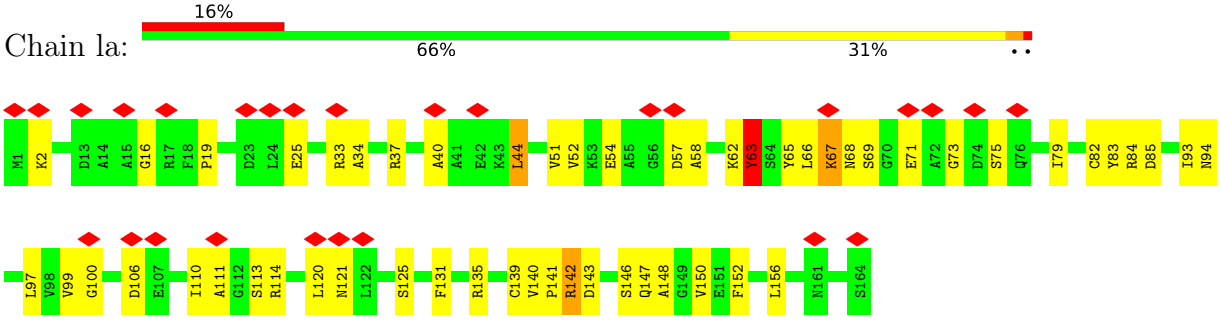

• Molecule 10: R-phycoerythrin alpha chain

Chain lc:

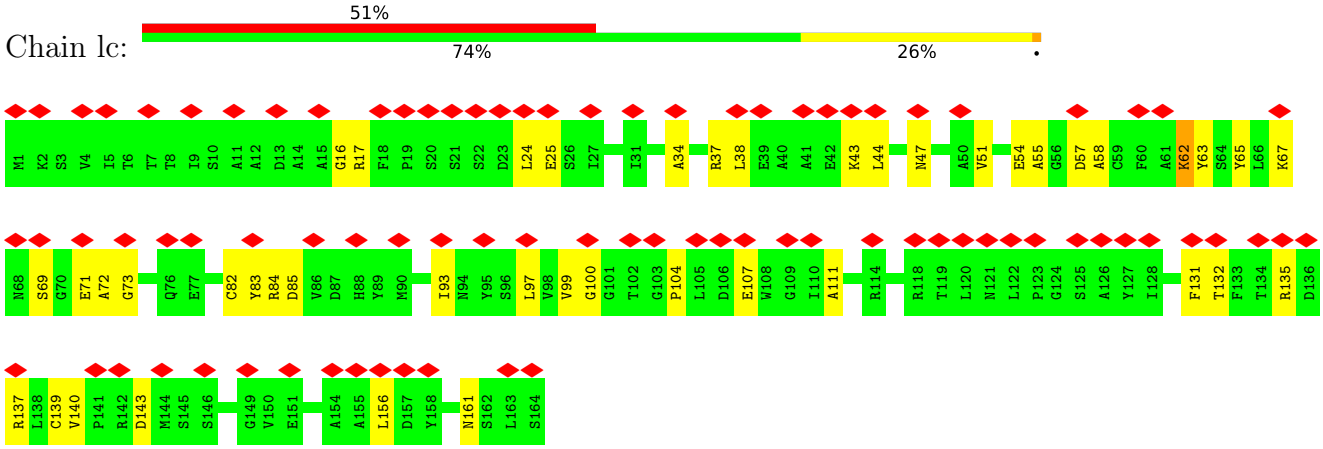

• Molecule 10: R-phycoerythrin alpha chain

Chain le:

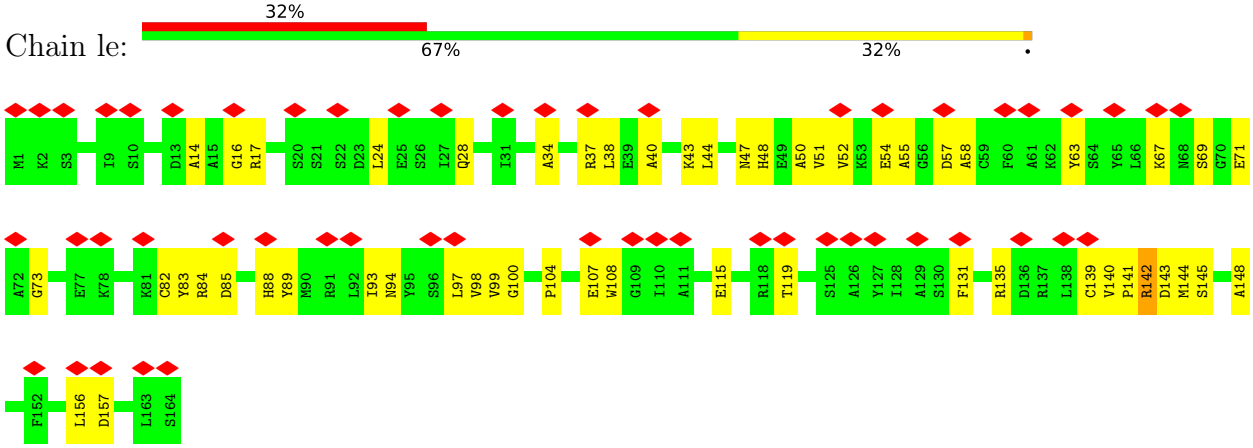

• Molecule 10: R-phycoerythrin alpha chain

Chain lg:

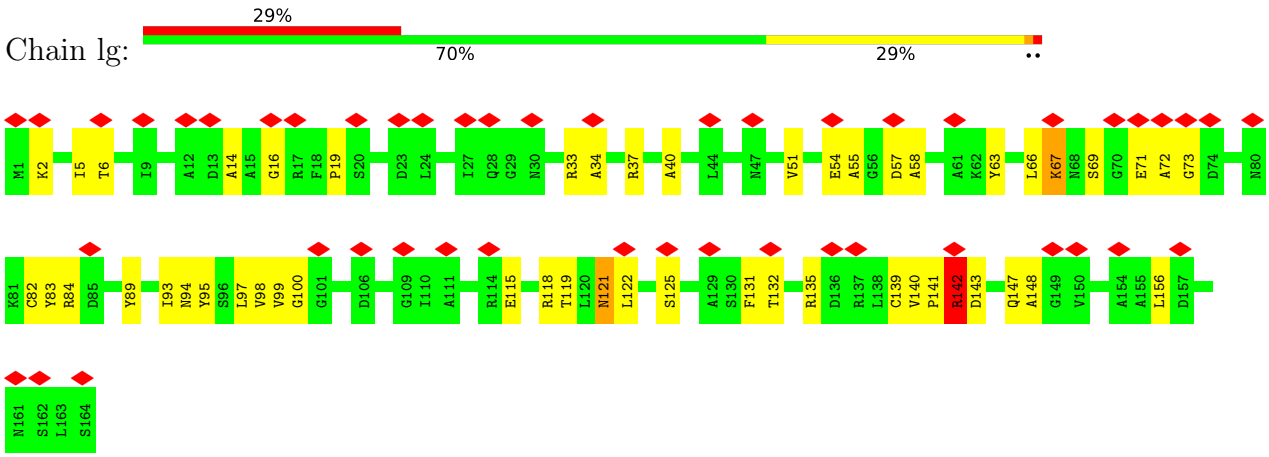

• Molecule 10: R-phycoerythrin alpha chain

Chain li:

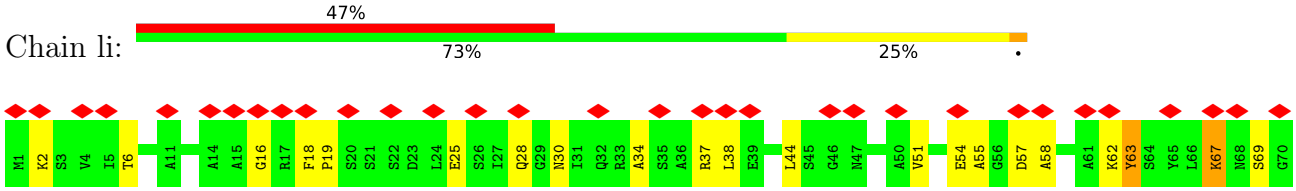



• Molecule 10: R-phycoerythrin alpha chain

Chain lk:



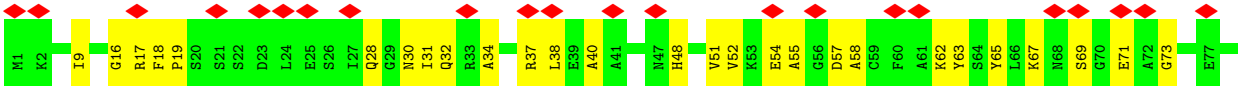

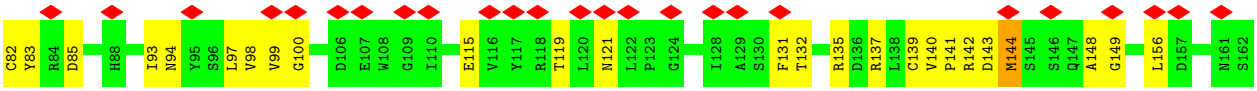



• Molecule 10: R-phycoerythrin alpha chain

Chain lm:



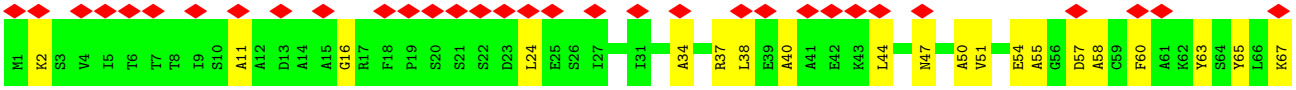

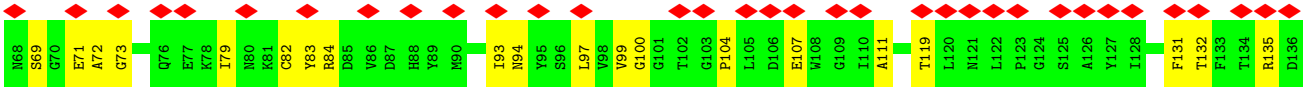

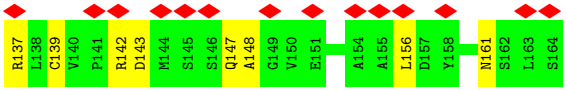

• Molecule 10: R-phycoerythrin alpha chain

Chain lo:



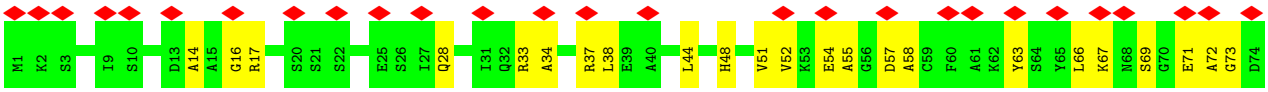

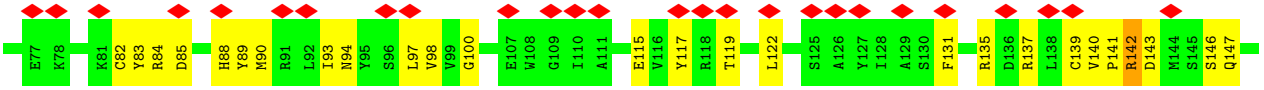

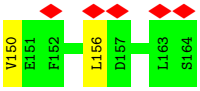

• Molecule 10: R-phycoerythrin alpha chain

Chain lq:



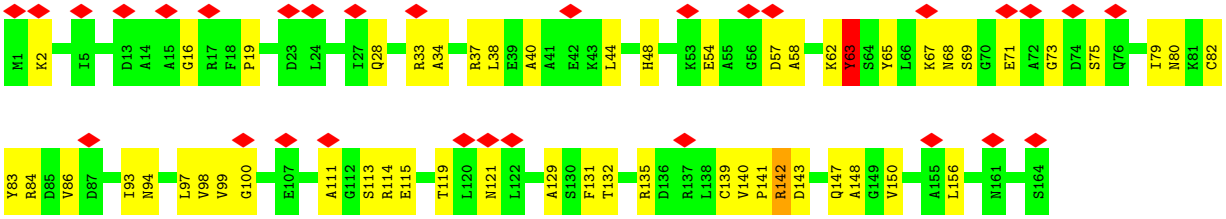

• Molecule 10: R-phycoerythrin alpha chain

Chain ls:



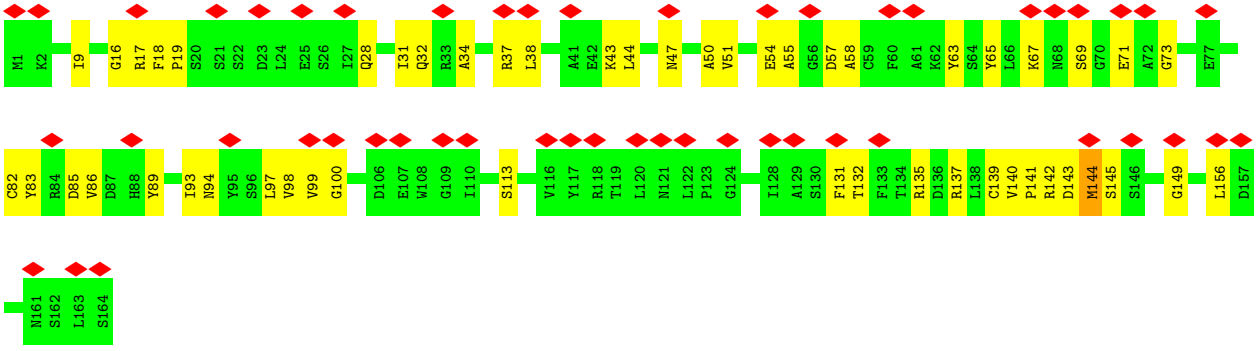

• Molecule 10: R-phycoerythrin alpha chain

Chain lu:



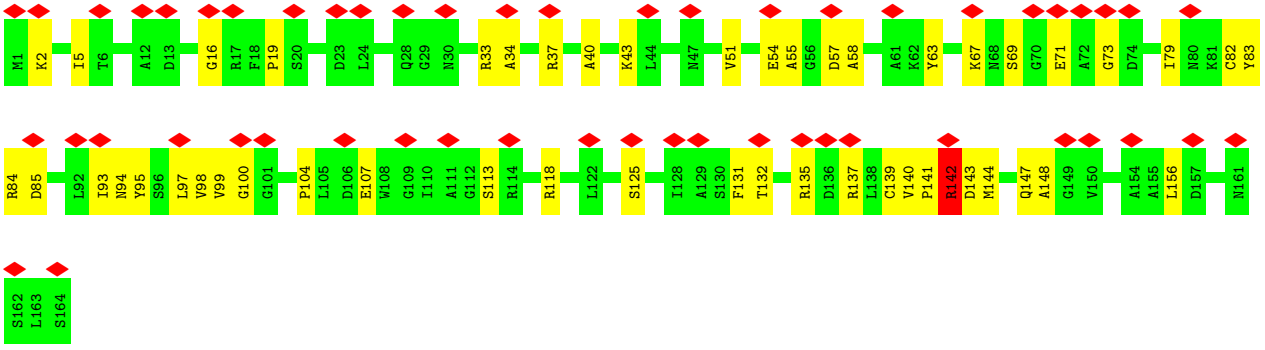

• Molecule 10: R-phycoerythrin alpha chain

Chain lw:



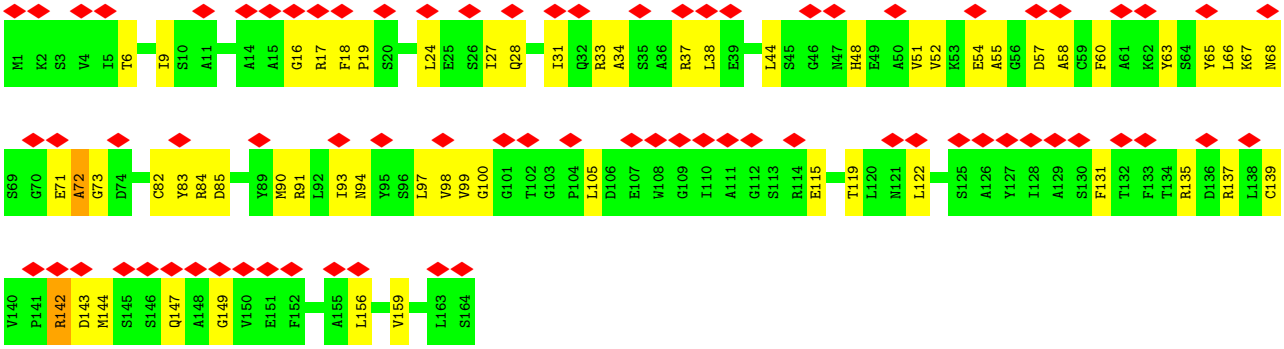

• Molecule 10: R-phycoerythrin alpha chain

Chain fb:

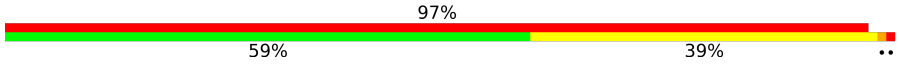

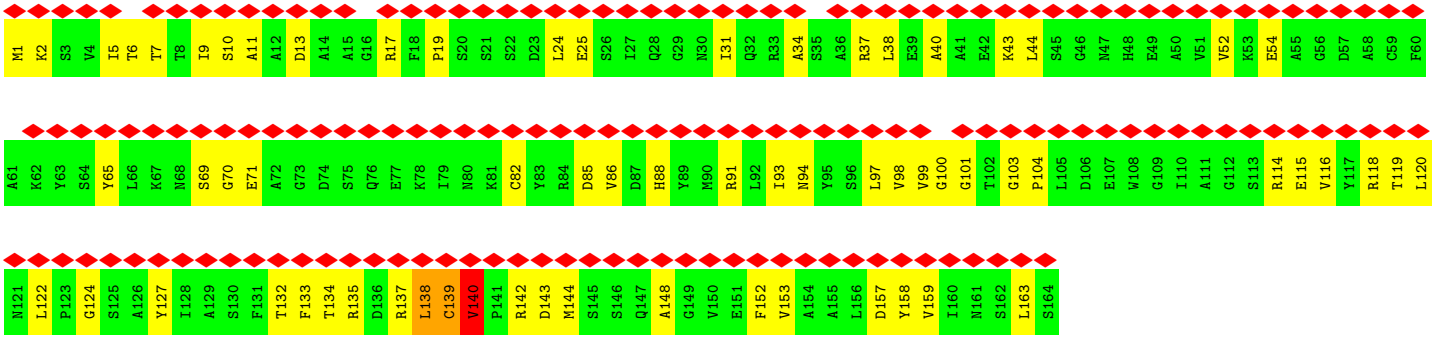

• Molecule 10: R-phycoerythrin alpha chain

Chain fe:

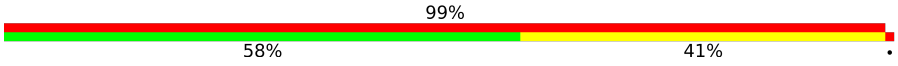

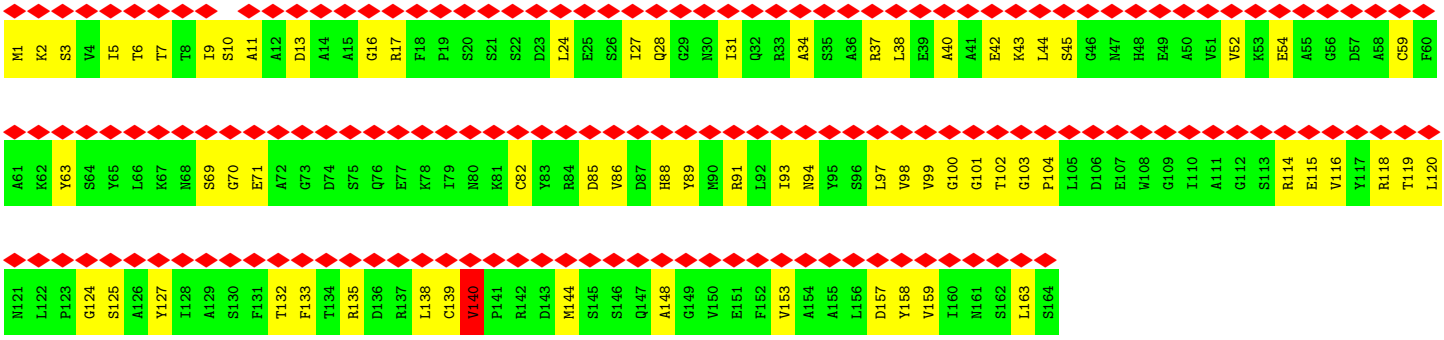

• Molecule 10: R-phycoerythrin alpha chain

Chain fg:

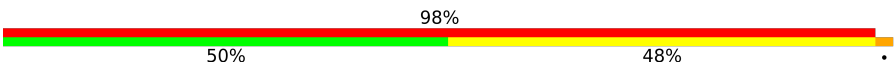

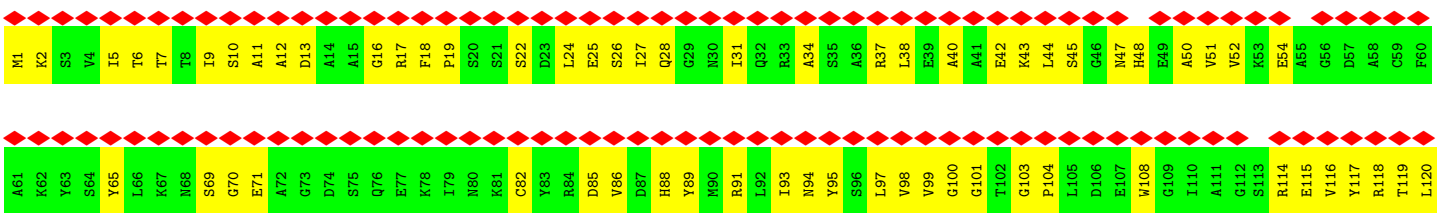

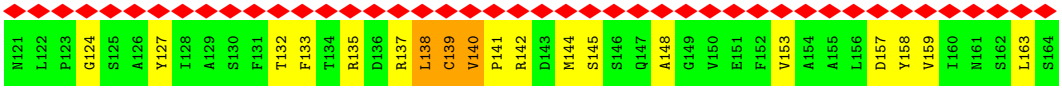

• Molecule 10: R-phycoerythrin alpha chain

Chain fh:

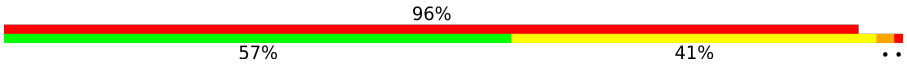

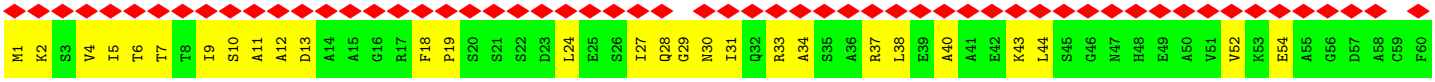

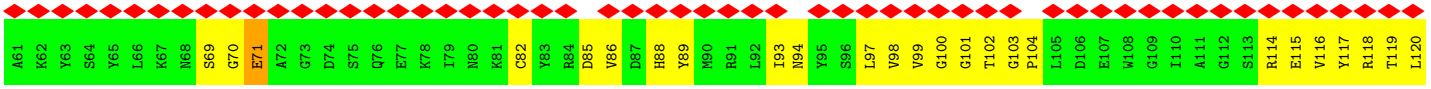

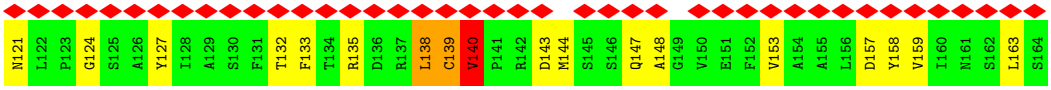

• Molecule 10: R-phycoerythrin alpha chain

Chain fk:

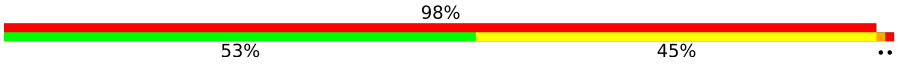

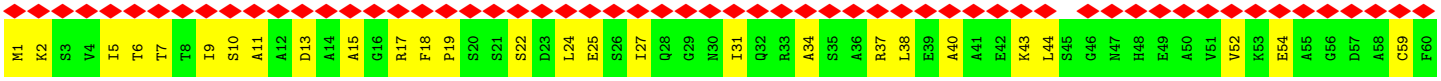

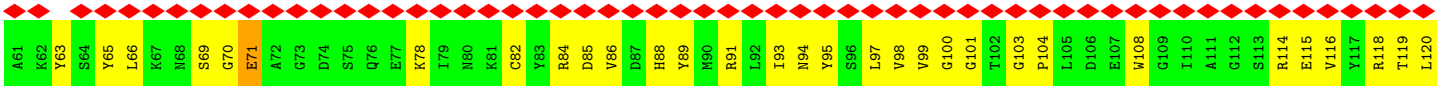

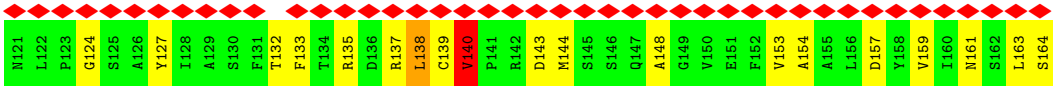

• Molecule 10: R-phycoerythrin alpha chain

Chain fl:

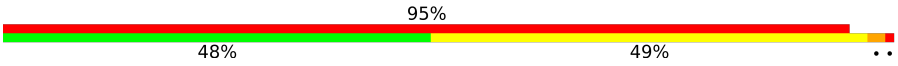



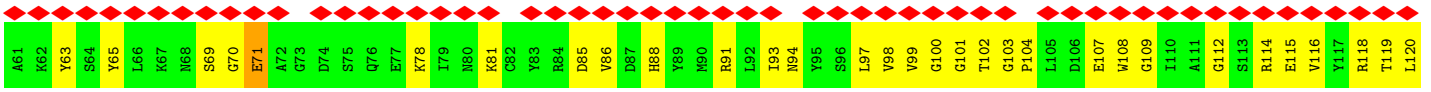

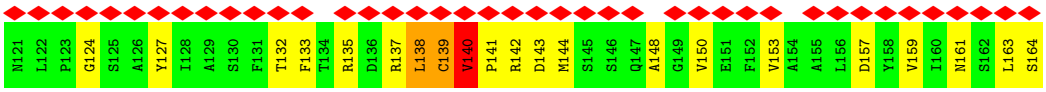

• Molecule 10: R-phycoerythrin alpha chain

Chain fn:

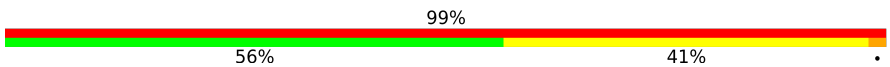

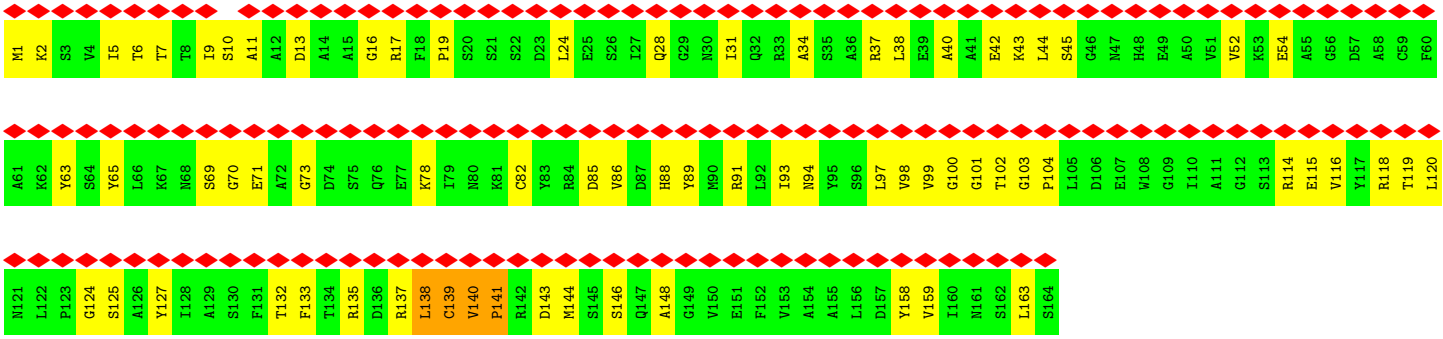

• Molecule 10: R-phycoerythrin alpha chain

Chain fp:

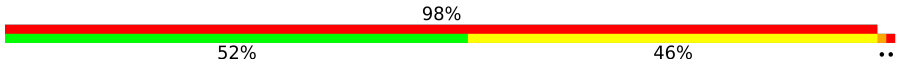

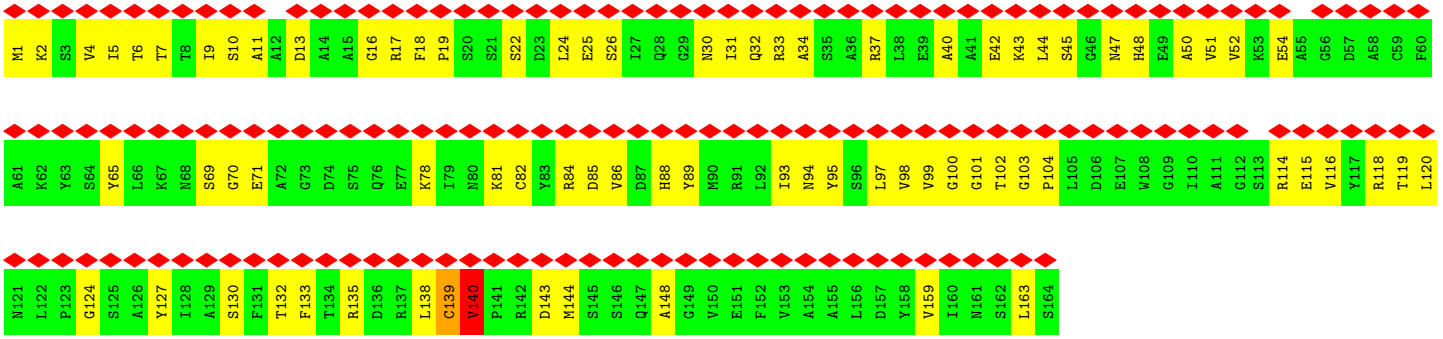

• Molecule 10: R-phycoerythrin alpha chain

Chain fr:

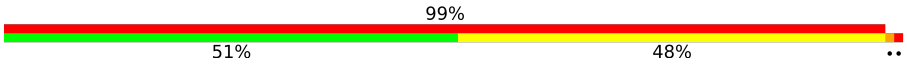

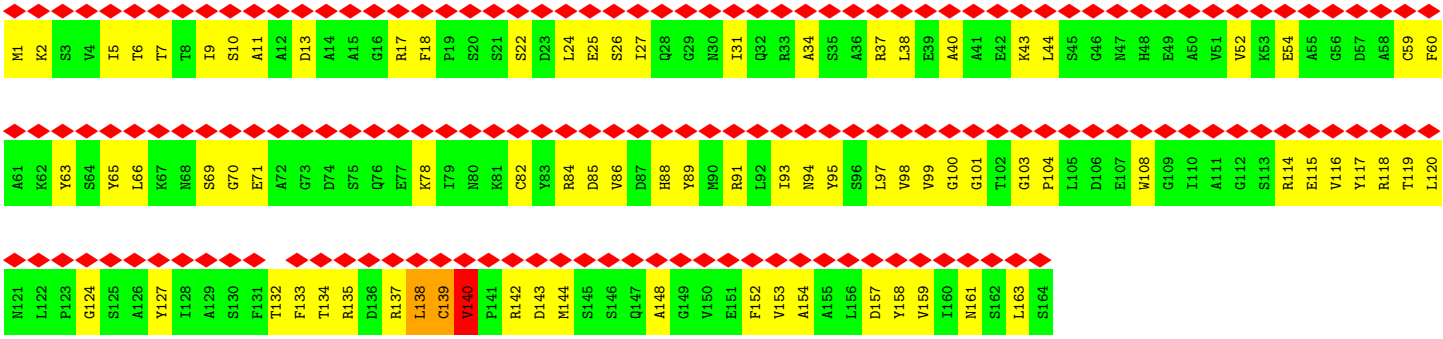

• Molecule 10: R-phycoerythrin alpha chain

Chain ft:

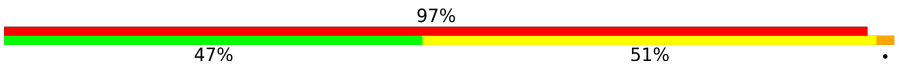





• Molecule 10: R-phycoerythrin alpha chain

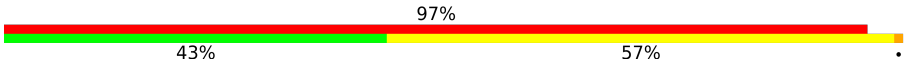

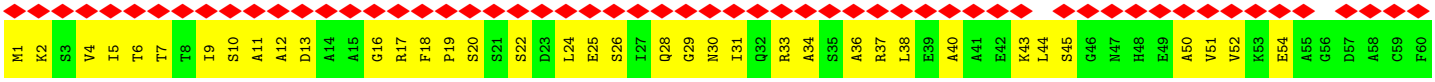

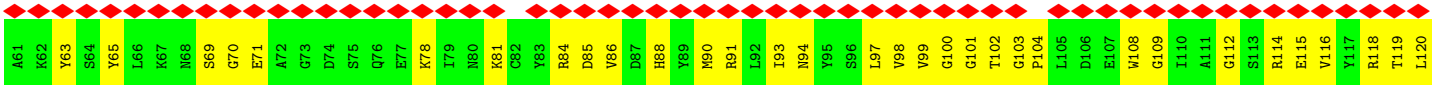

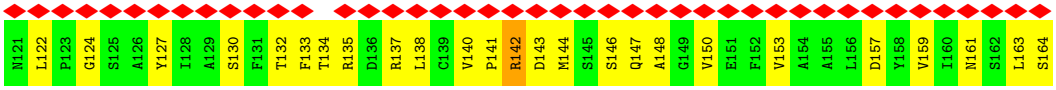

• Molecule 10: R-phycoerythrin alpha chain

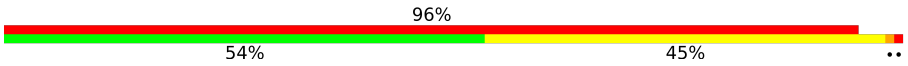

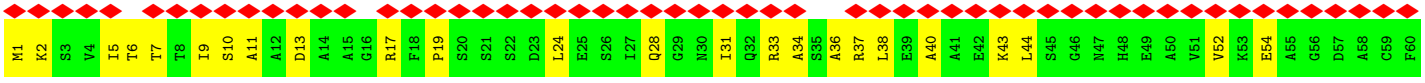

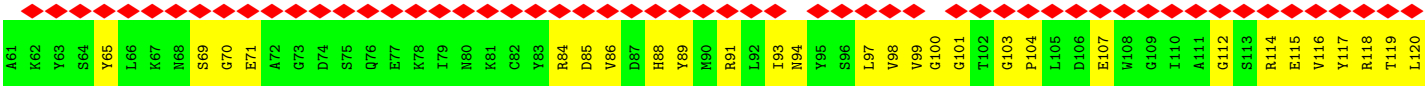

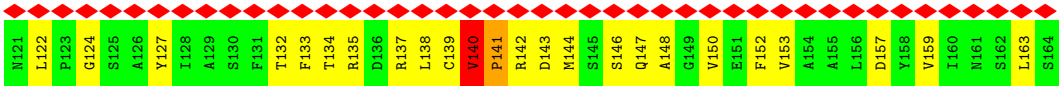

• Molecule 10: R-phycoerythrin alpha chain



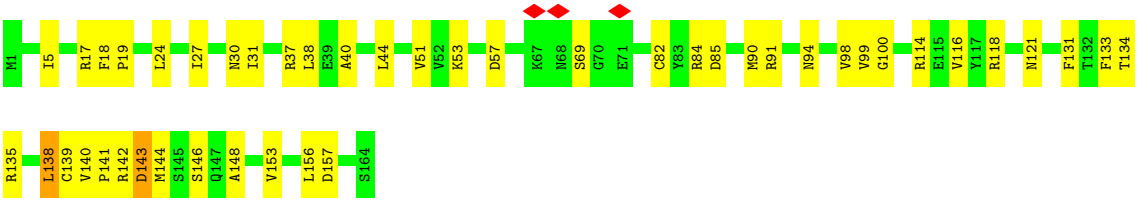

• Molecule 10: R-phycoerythrin alpha chain



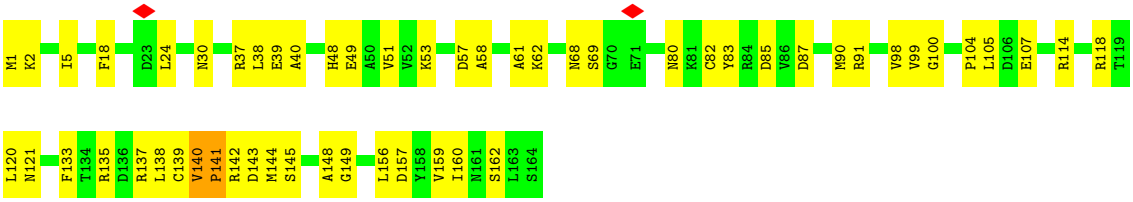

• Molecule 10: R-phycoerythrin alpha chain

Chain gf:



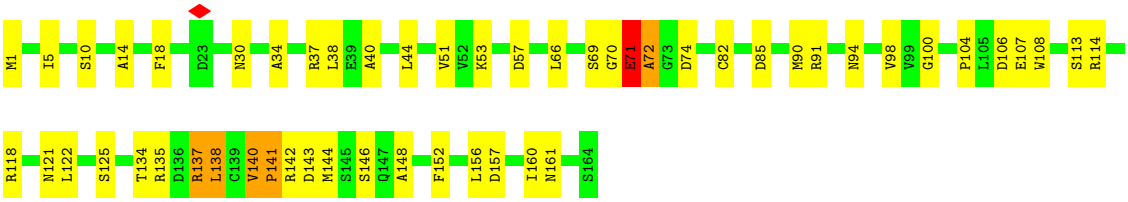

• Molecule 10: R-phycoerythrin alpha chain

Chain gh:



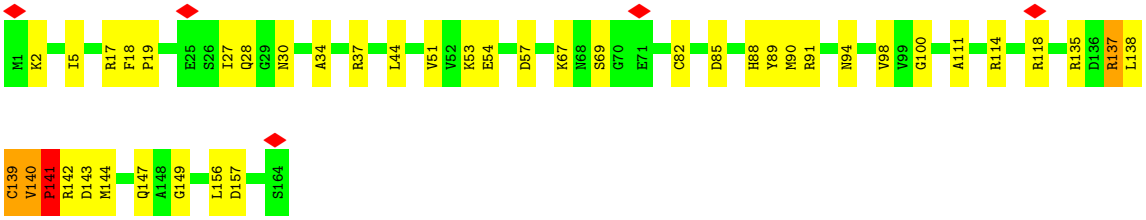

• Molecule 10: R-phycoerythrin alpha chain

Chain gj:



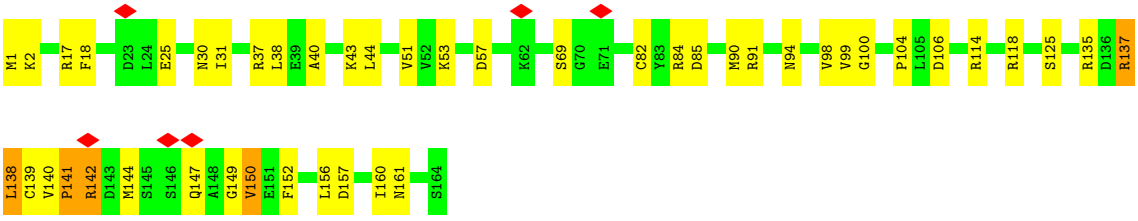

• Molecule 10: R-phycoerythrin alpha chain

Chain gl:





• Molecule 10: R-phycoerythrin alpha chain

Chain gm:

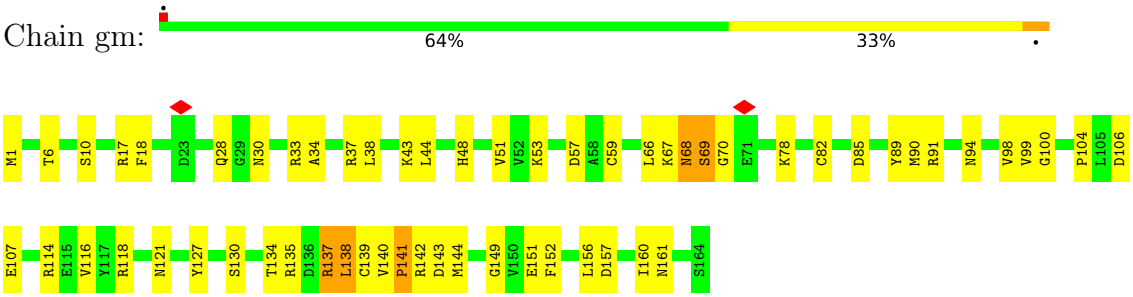

• Molecule 10: R-phycoerythrin alpha chain

Chain go:

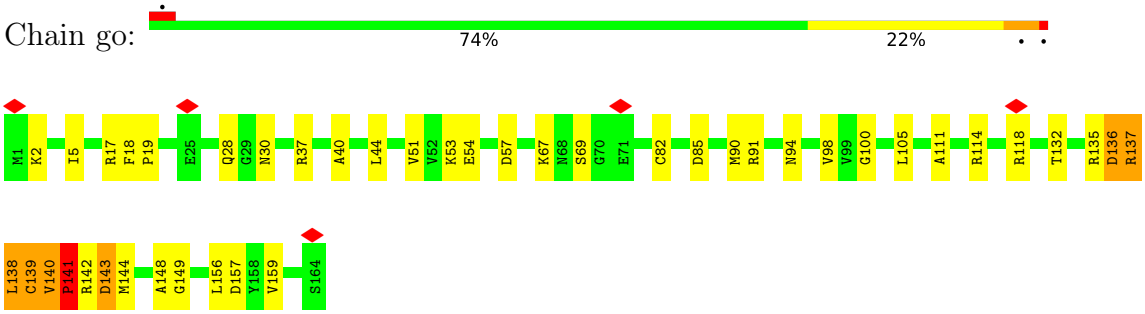

• Molecule 10: R-phycoerythrin alpha chain

Chain gq:

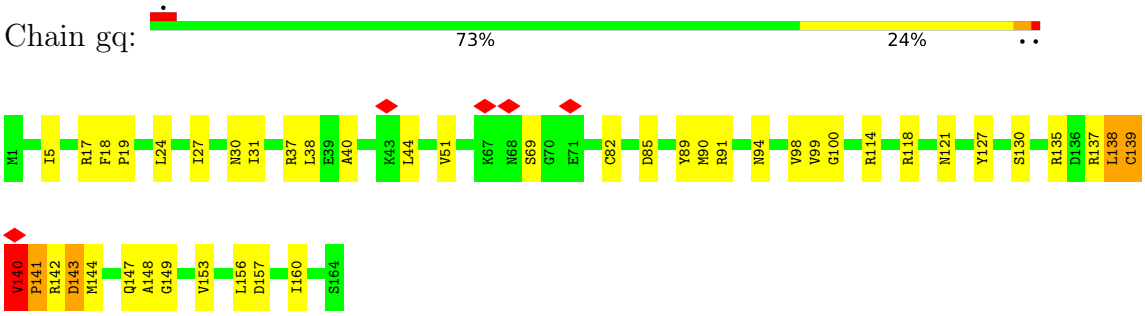

• Molecule 10: R-phycoerythrin alpha chain

Chain gs:

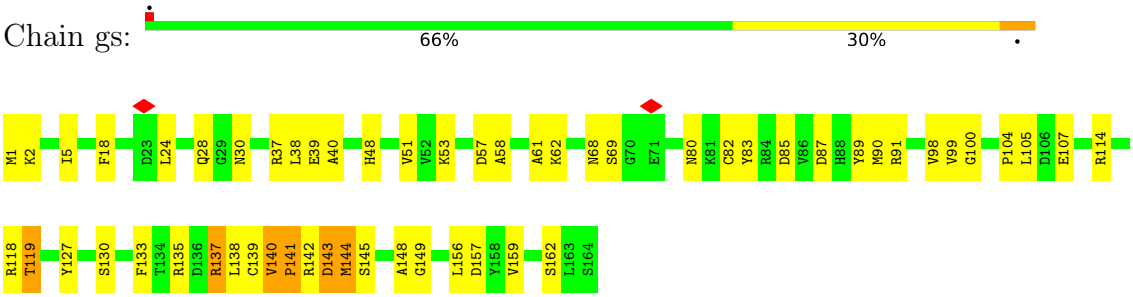

• Molecule 10: R-phycoerythrin alpha chain

Chain gu:



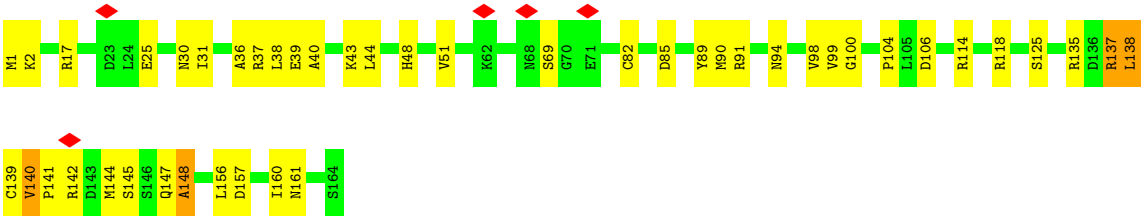

• Molecule 10: R-phycoerythrin alpha chain

Chain gw:



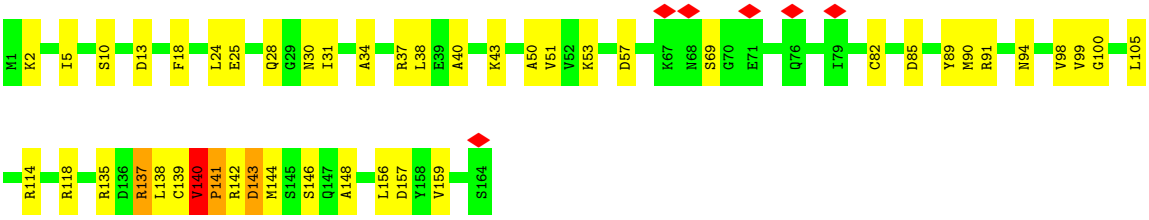

• Molecule 10: R-phycoerythrin alpha chain

Chain hA:

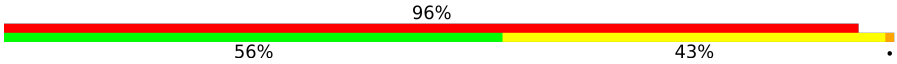

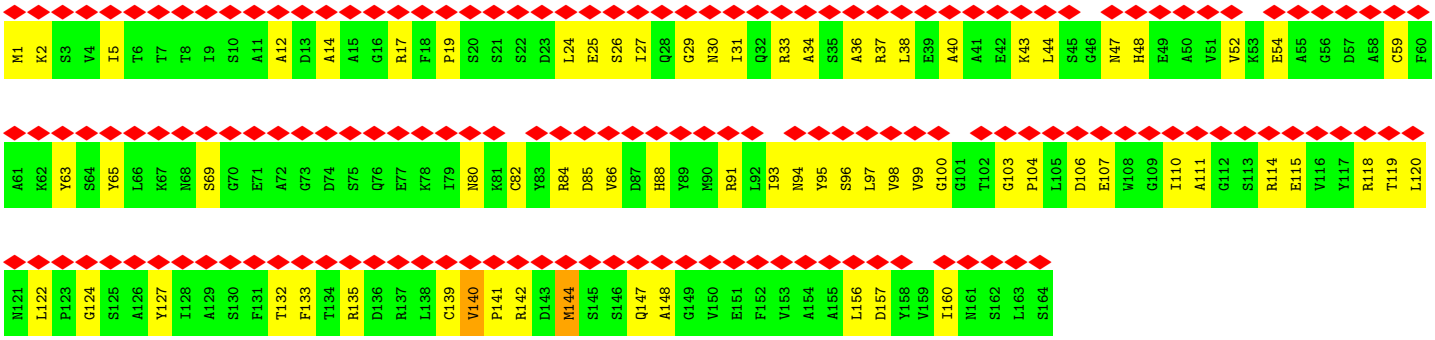

• Molecule 10: R-phycoerythrin alpha chain

Chain hC:

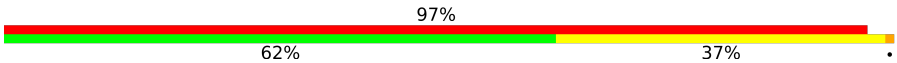

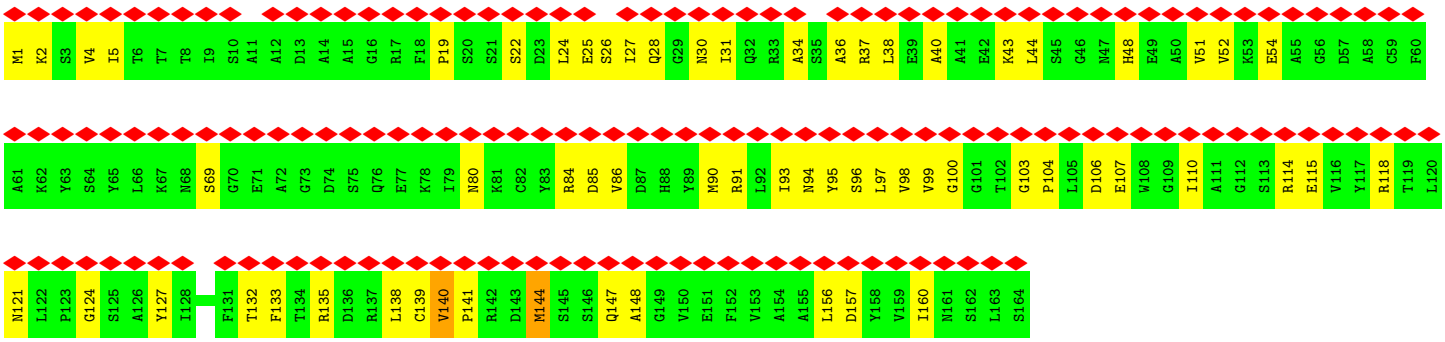

• Molecule 10: R-phycoerythrin alpha chain

Chain hE:

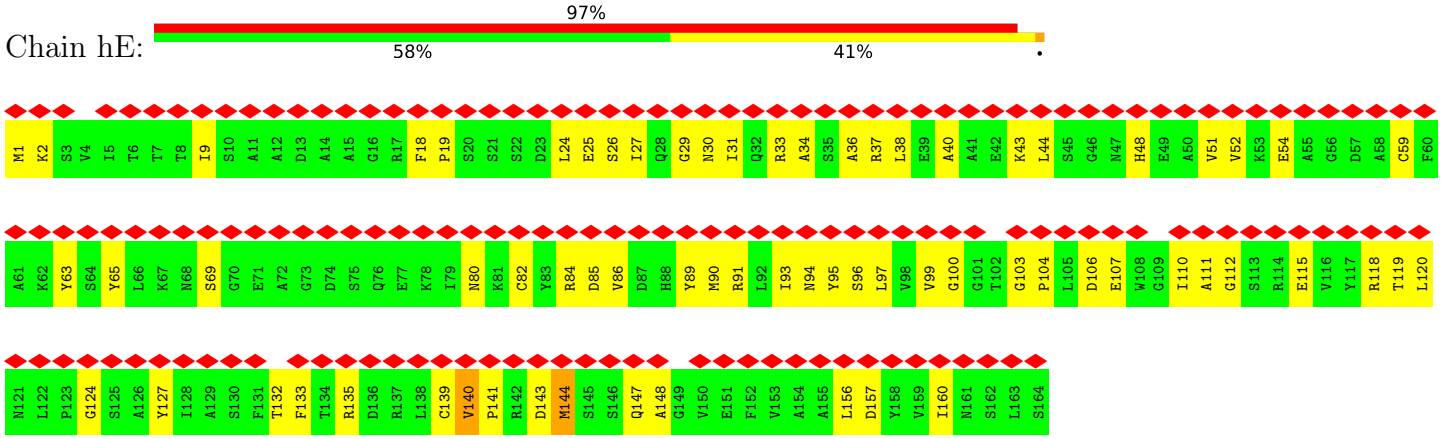

• Molecule 10: R-phycoerythrin alpha chain

Chain hF:

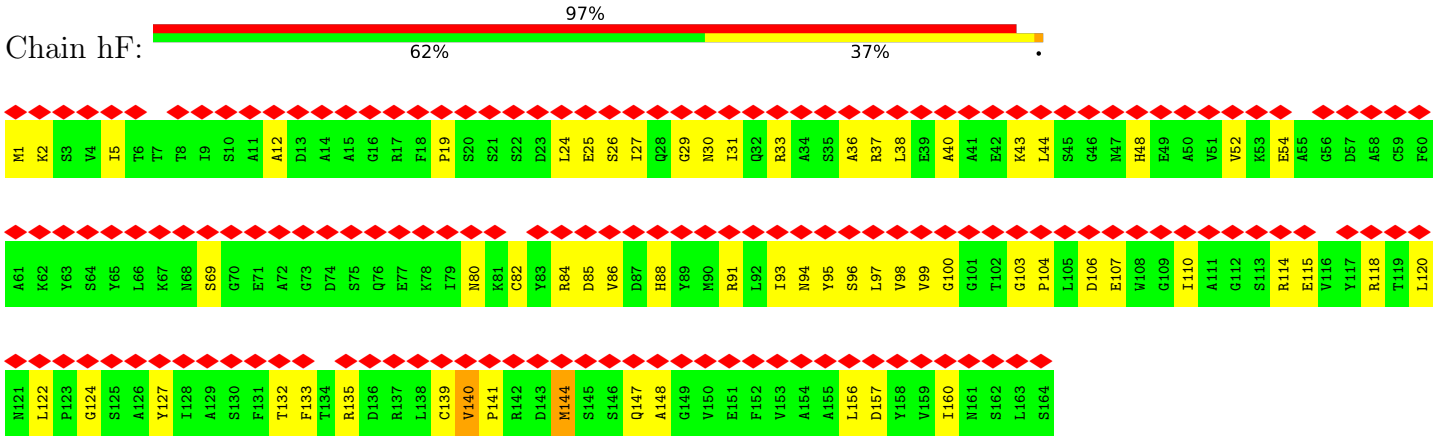

• Molecule 10: R-phycoerythrin alpha chain

Chain hI:

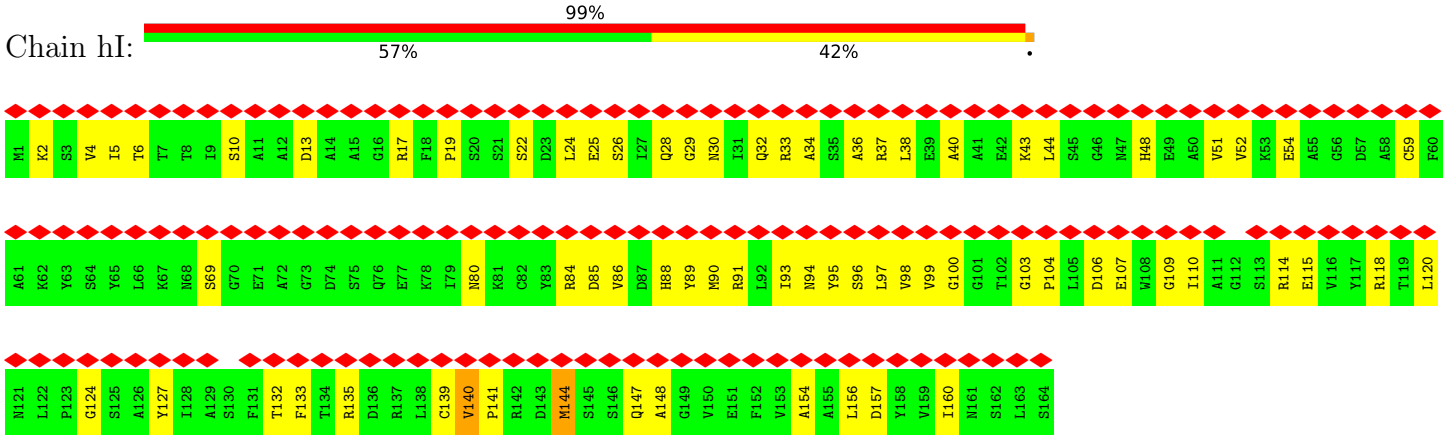

• Molecule 10: R-phycoerythrin alpha chain

Chain hK:

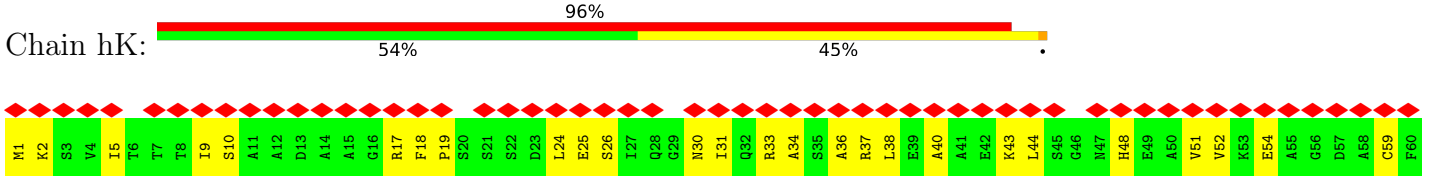

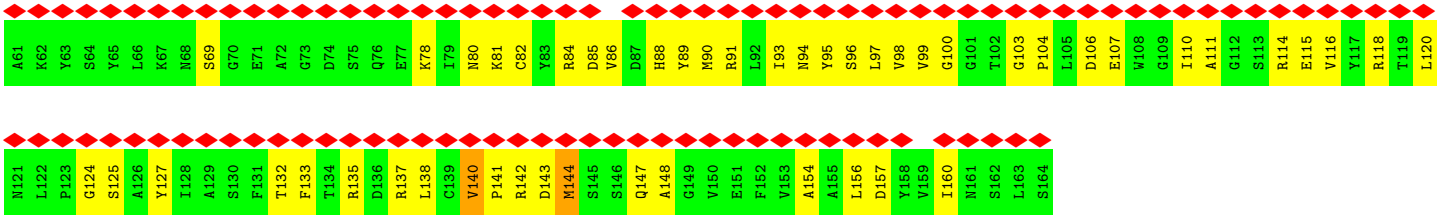

• Molecule 10: R-phycoerythrin alpha chain

Chain hM:

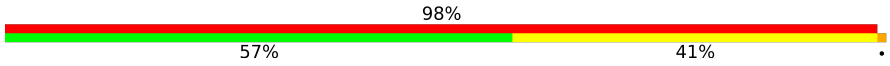

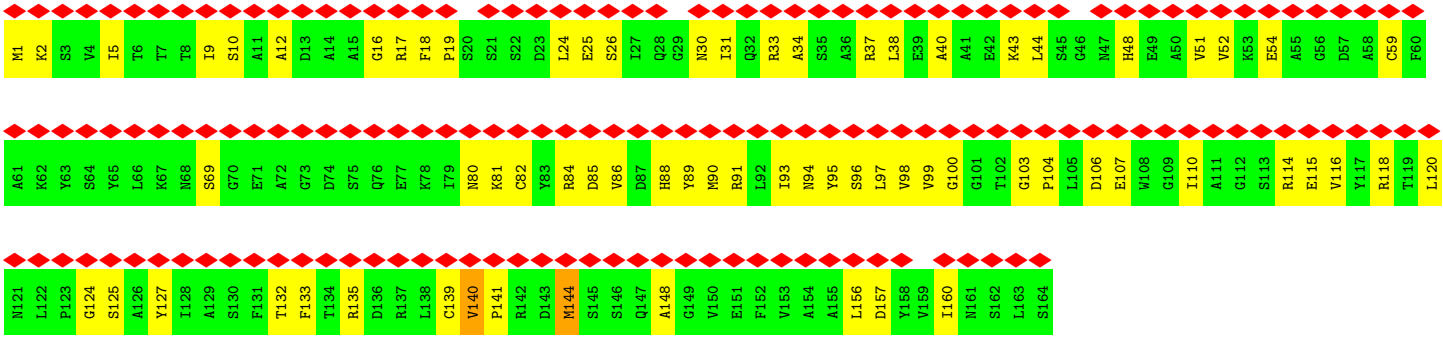

• Molecule 10: R-phycoerythrin alpha chain

Chain hO:

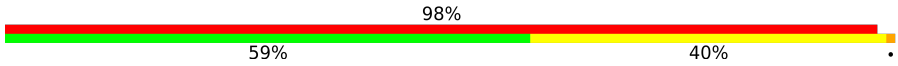

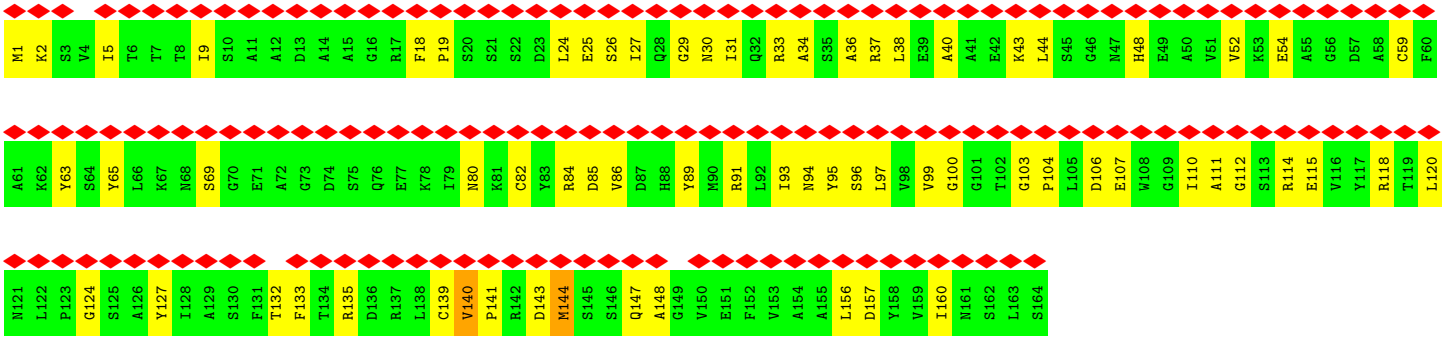

• Molecule 10: R-phycoerythrin alpha chain

Chain hQ:

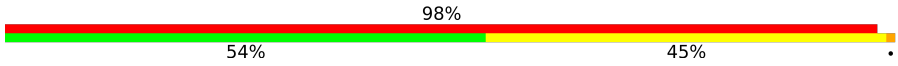

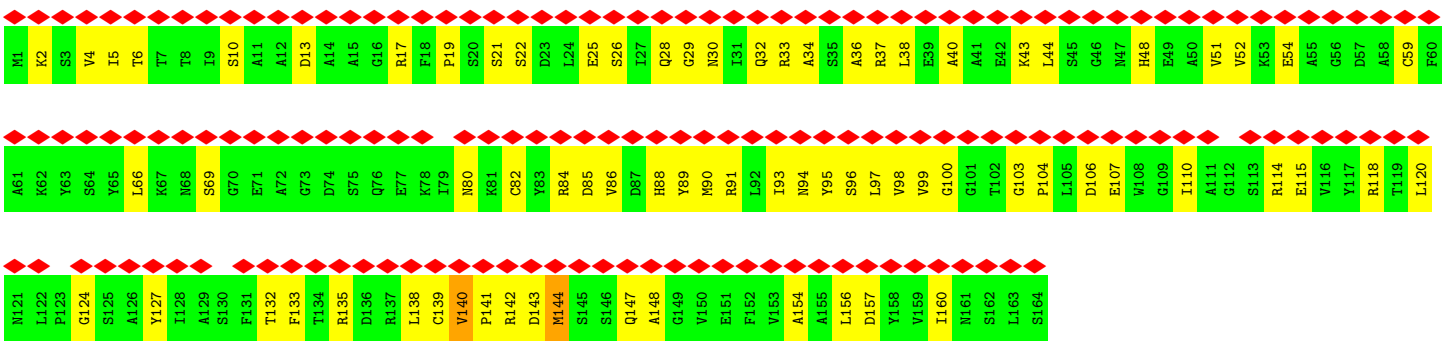

• Molecule 10: R-phycoerythrin alpha chain

Chain hS:

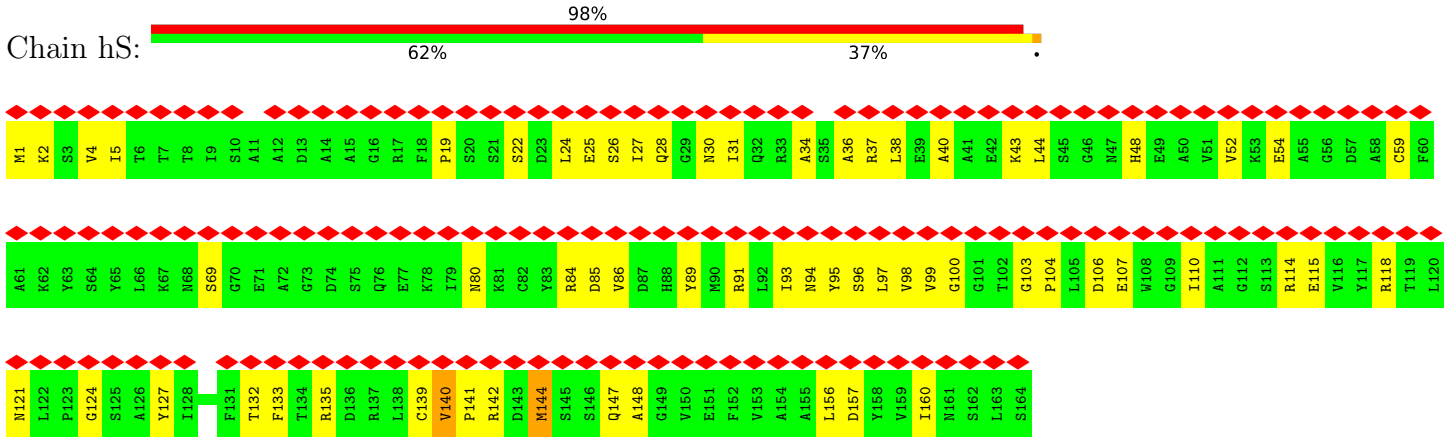

• Molecule 10: R-phycoerythrin alpha chain

Chain hU:

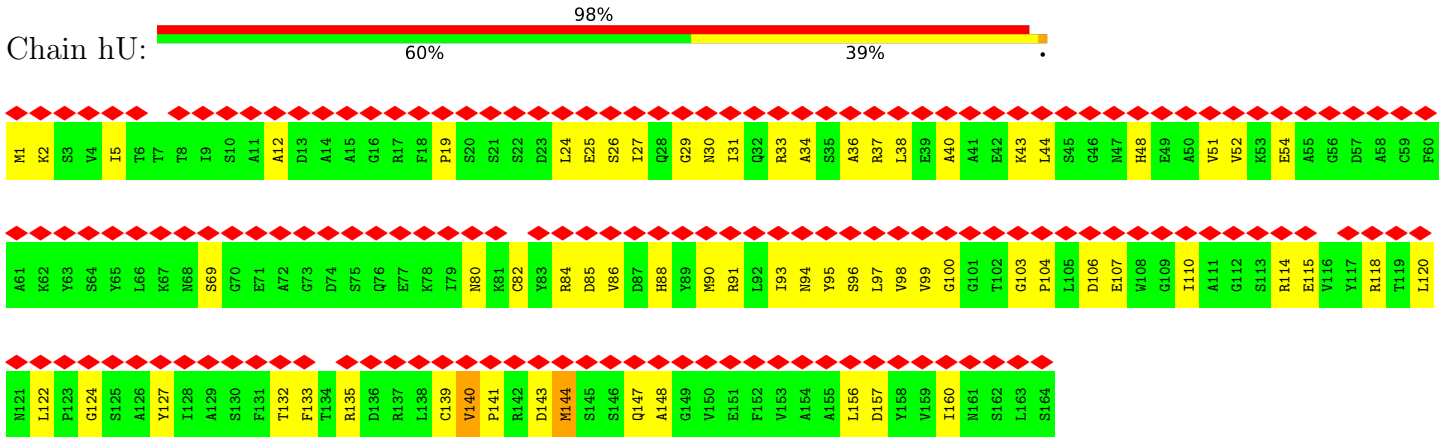

• Molecule 10: R-phycoerythrin alpha chain

Chain hW:

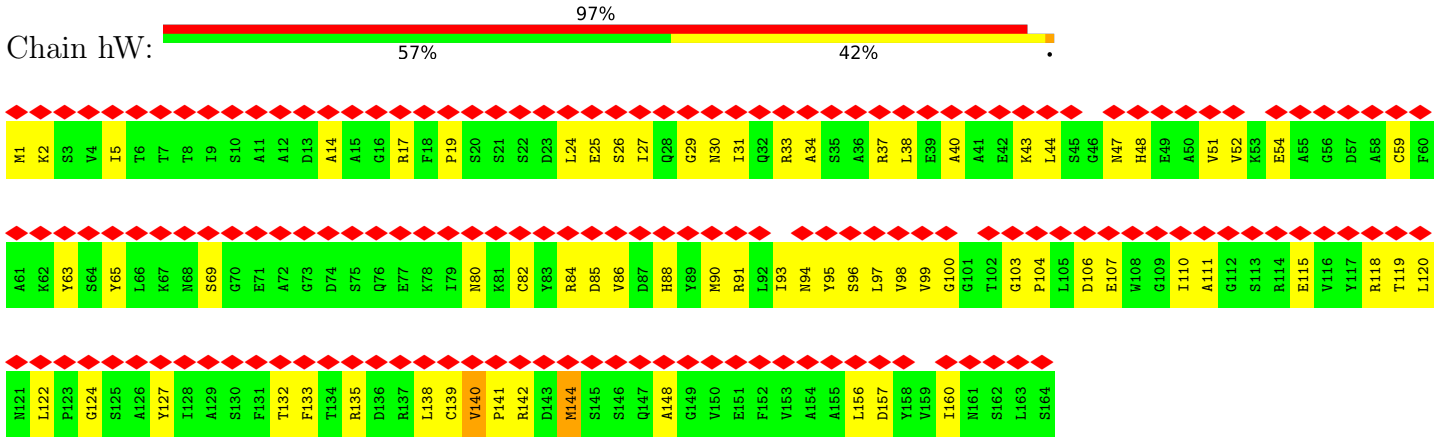

• Molecule 10: R-phycoerythrin alpha chain

Chain iA:

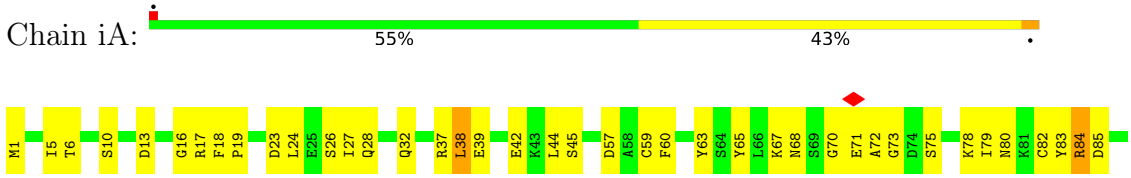



• Molecule 10: R-phycoerythrin alpha chain

Chain iB:



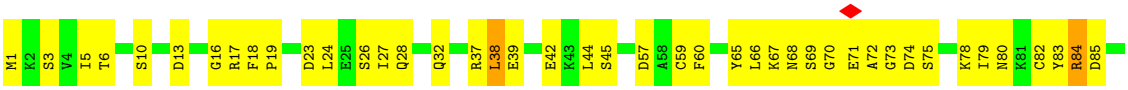

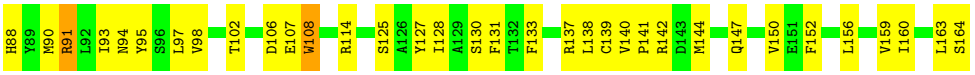

• Molecule 11: R-phycoerythrin beta chain

Chain f2:



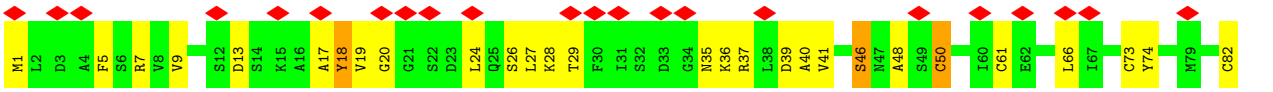

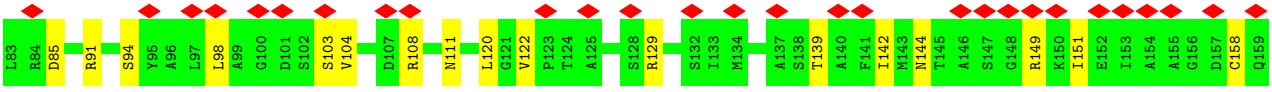

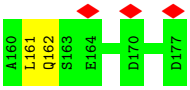

• Molecule 11: R-phycoerythrin beta chain

Chain h2:





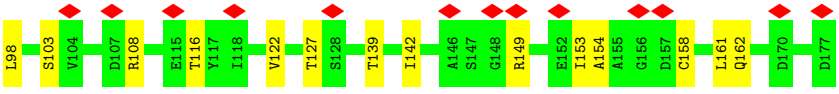

• Molecule 11: R-phycoerythrin beta chain

Chain j2:



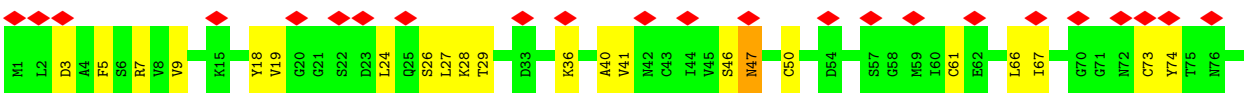

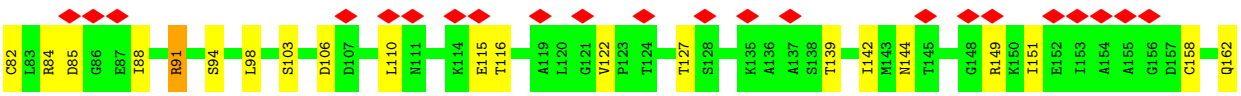



• Molecule 11: R-phycoerythrin beta chain

Chain l2:

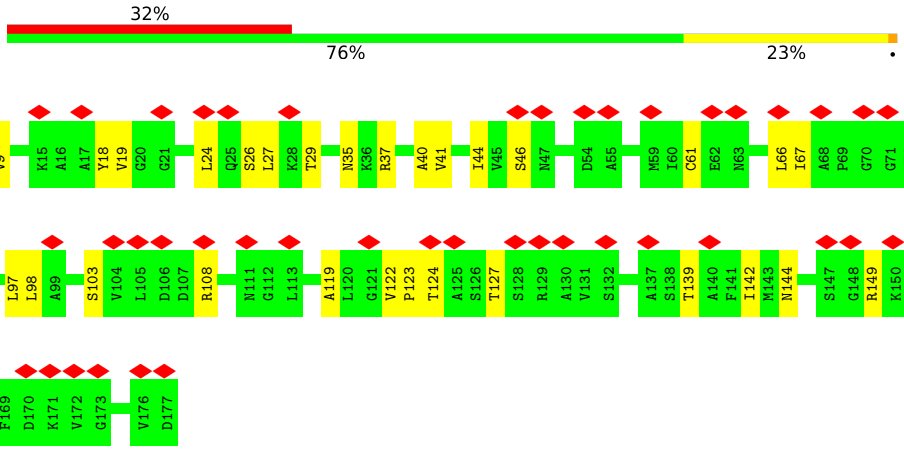

• Molecule 11: R-phycoerythrin beta chain

Chain n2:

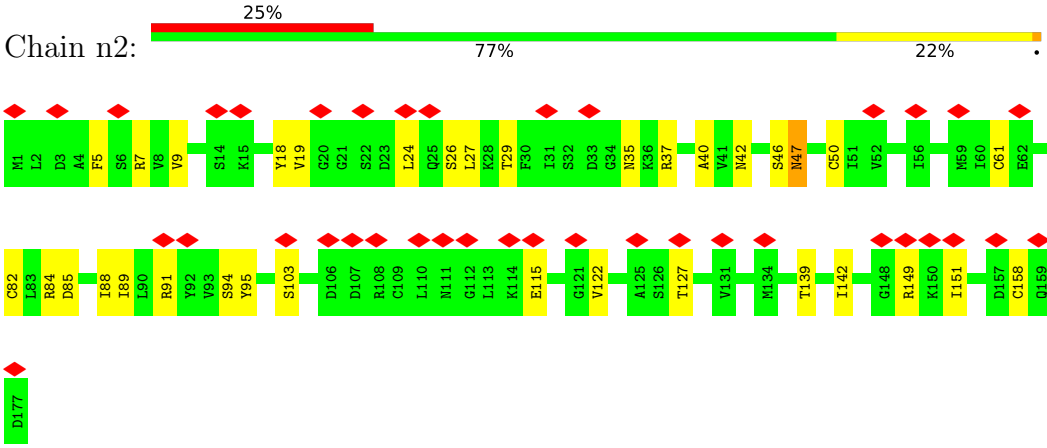

• Molecule 11: R-phycoerythrin beta chain

Chain p2:

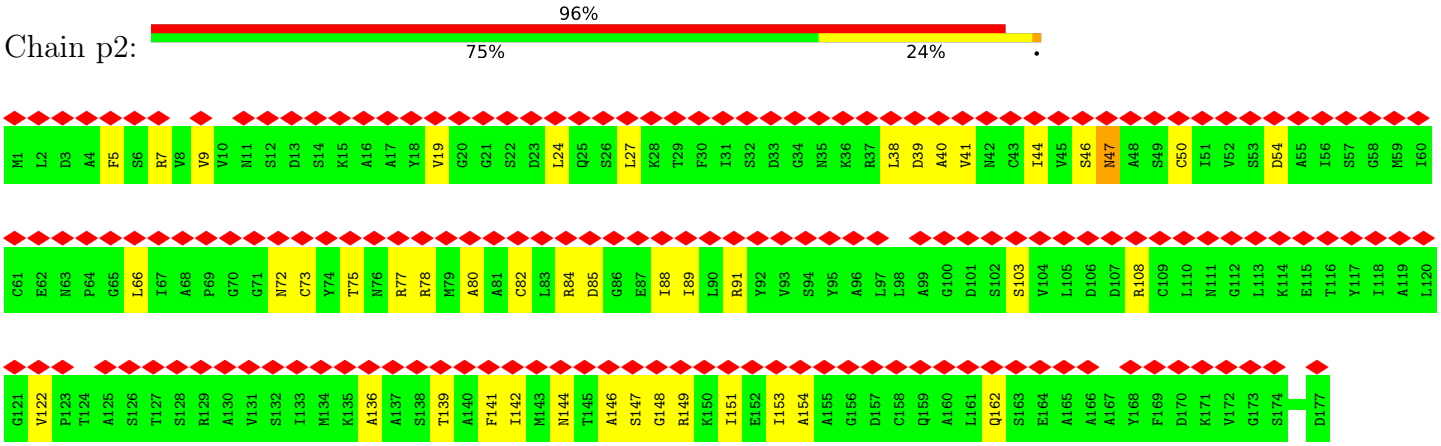

• Molecule 11: R-phycoerythrin beta chain

Chain r2:

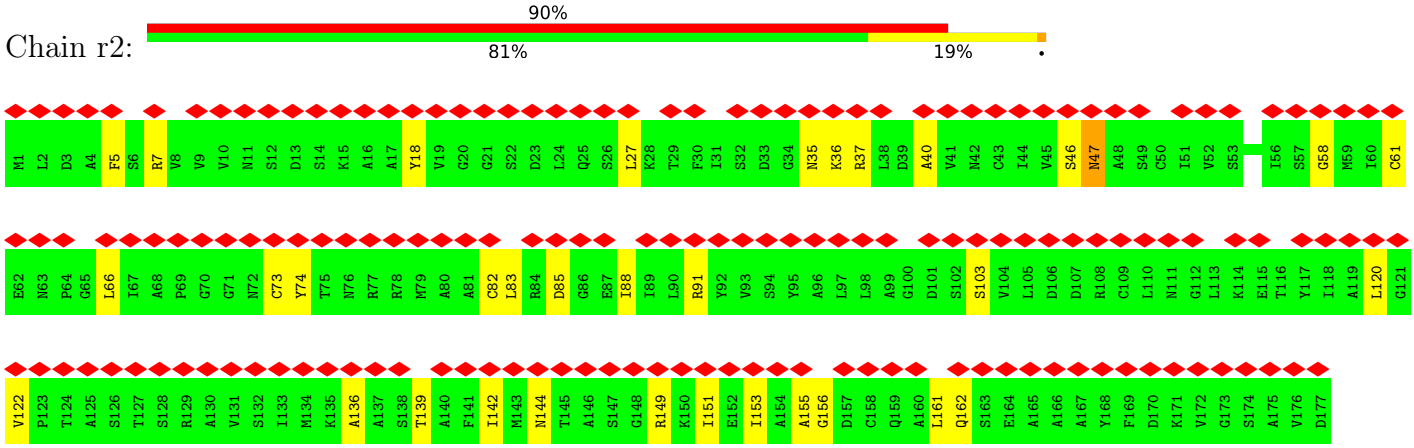

- Molecule 11: R-phycoerythrin beta chain

Chain t2:

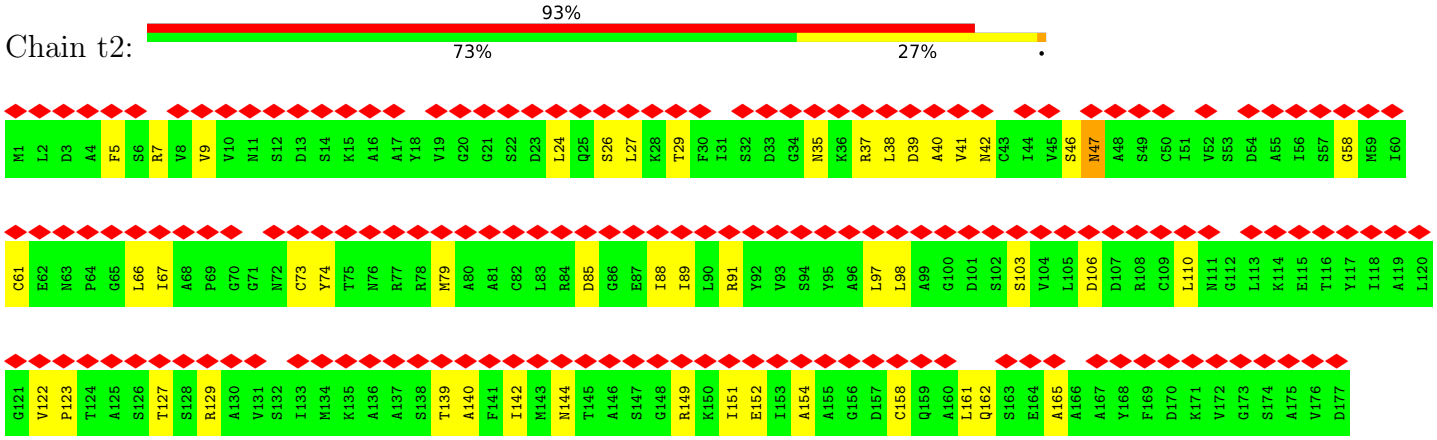

- Molecule 11: R-phycoerythrin beta chain

Chain v2:

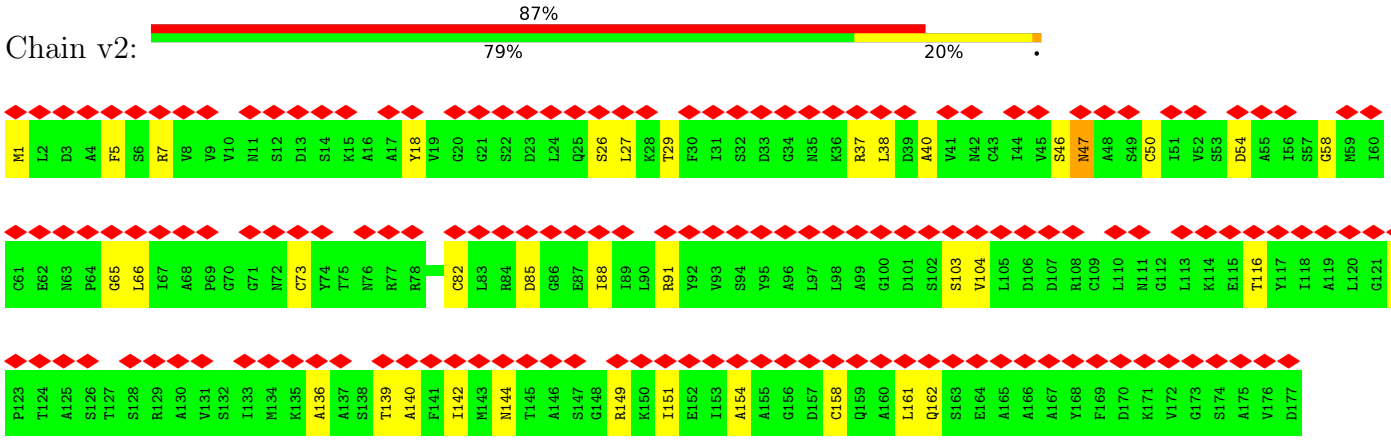

- Molecule 11: R-phycoerythrin beta chain

Chain x2:

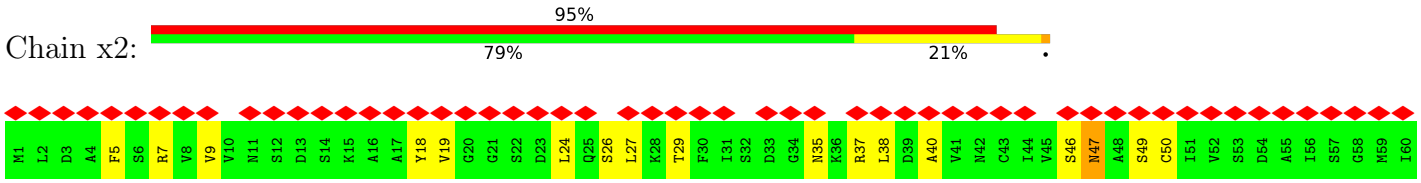

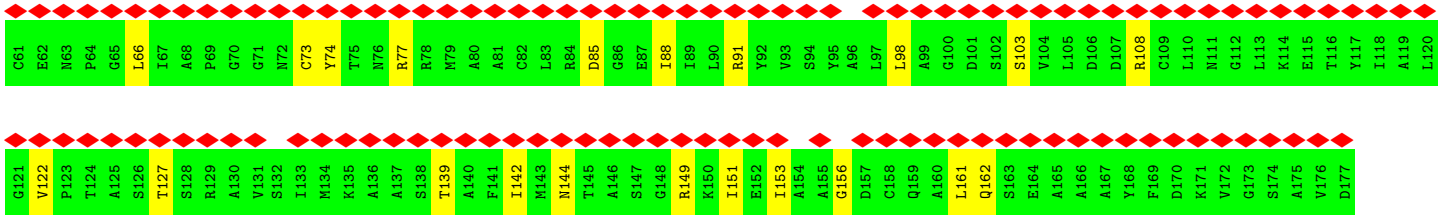

• Molecule 11: R-phycoerythrin beta chain

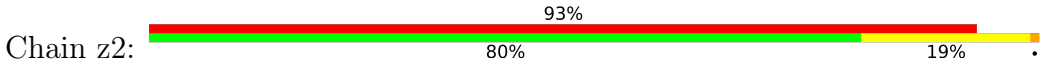

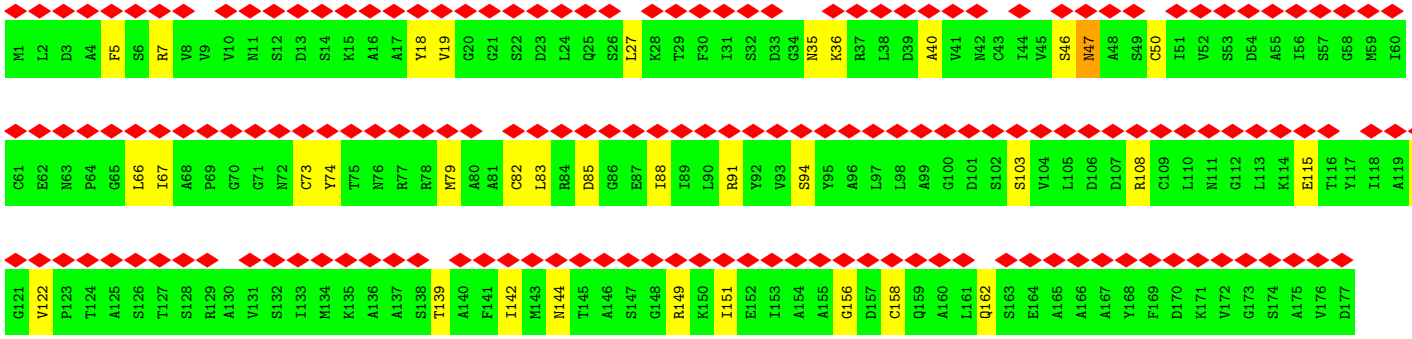

• Molecule 11: R-phycoerythrin beta chain



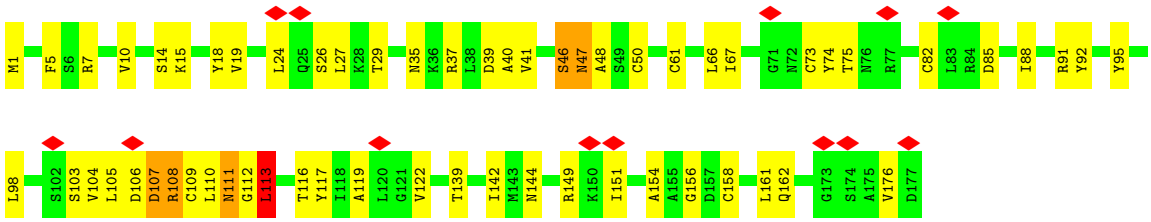

• Molecule 11: R-phycoerythrin beta chain



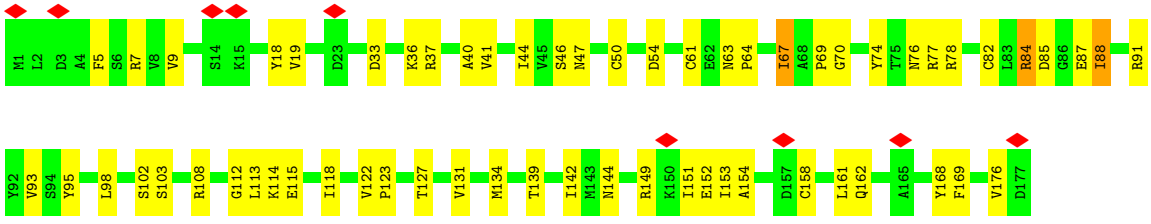

• Molecule 11: R-phycoerythrin beta chain



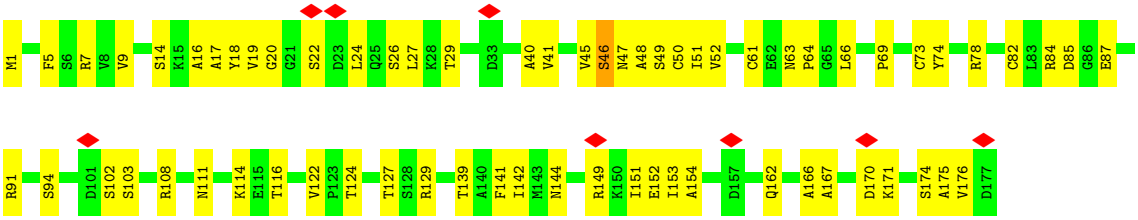

• Molecule 11: R-phycoerythrin beta chain



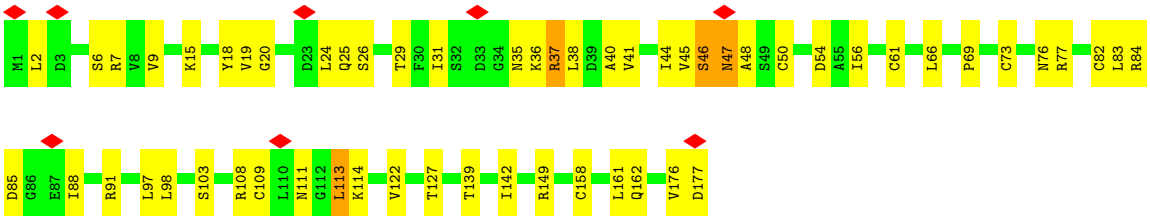

• Molecule 11: R-phycoerythrin beta chain

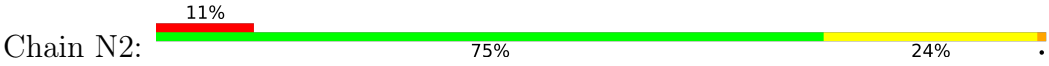

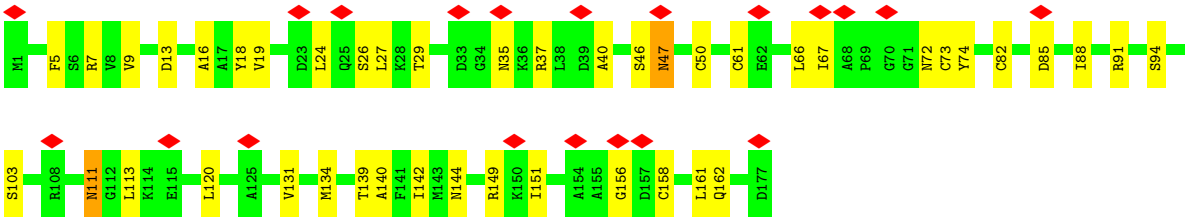

• Molecule 11: R-phycoerythrin beta chain



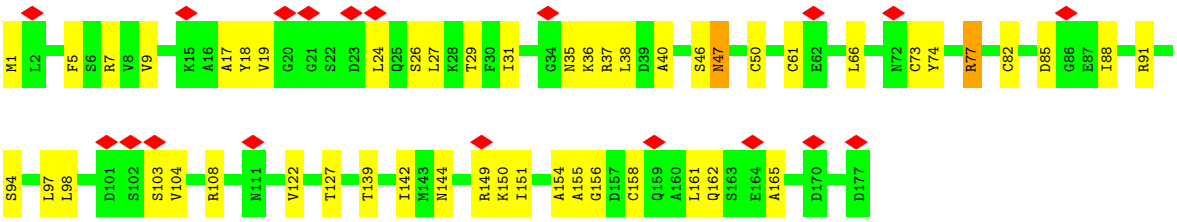

• Molecule 11: R-phycoerythrin beta chain

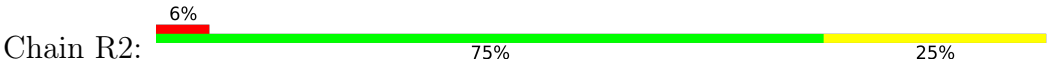

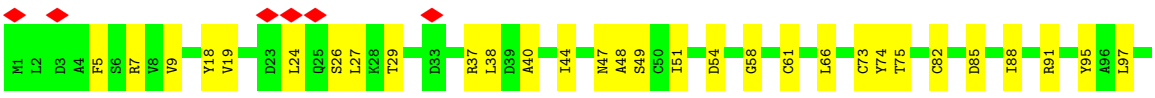

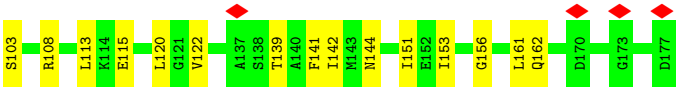

• Molecule 11: R-phycoerythrin beta chain

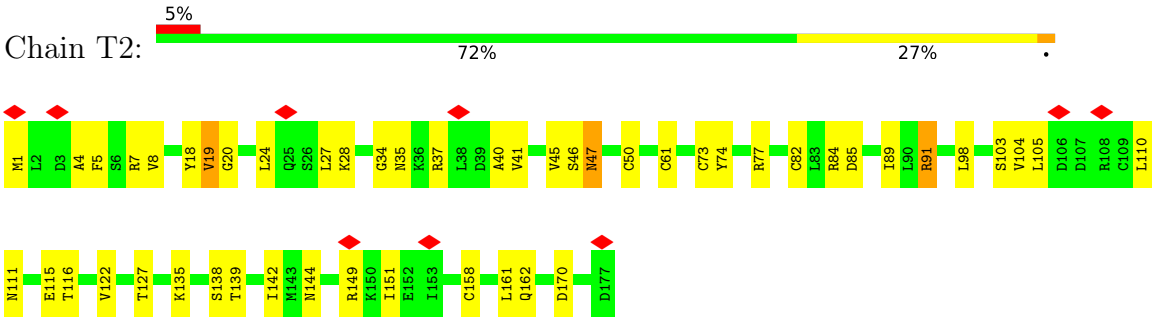

• Molecule 11: R-phycoerythrin beta chain

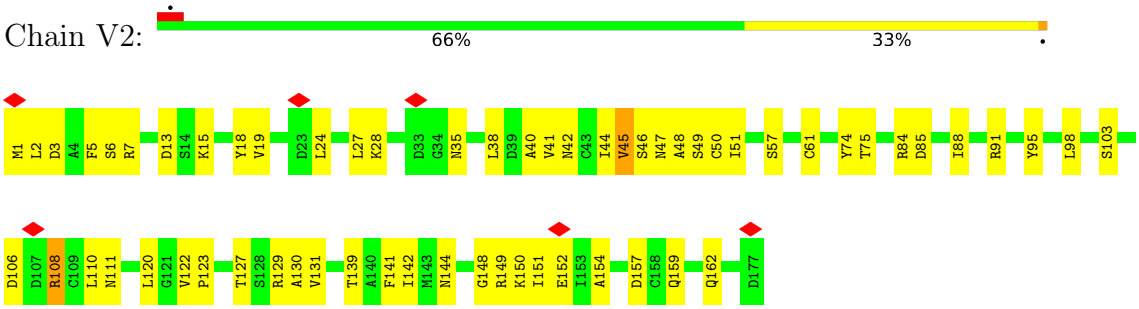

• Molecule 11: R-phycoerythrin beta chain

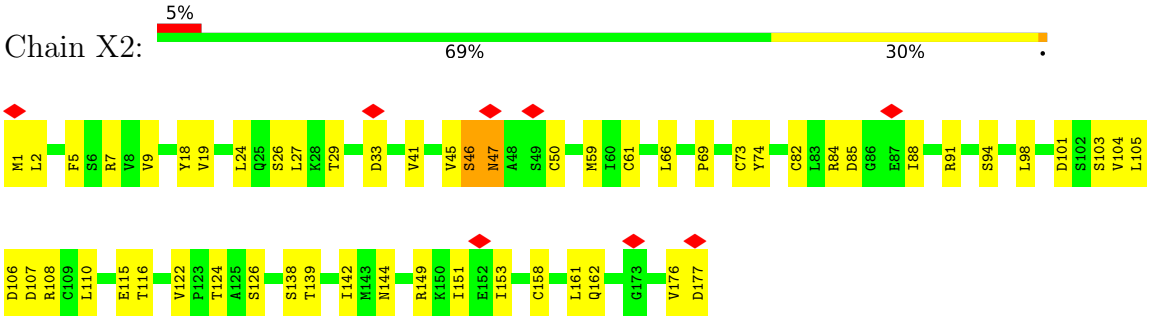

• Molecule 11: R-phycoerythrin beta chain

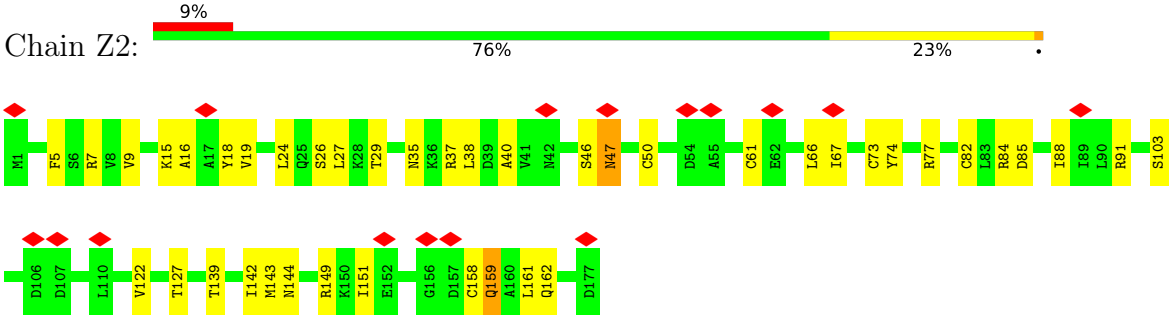

• Molecule 11: R-phycoerythrin beta chain

Chain B3:

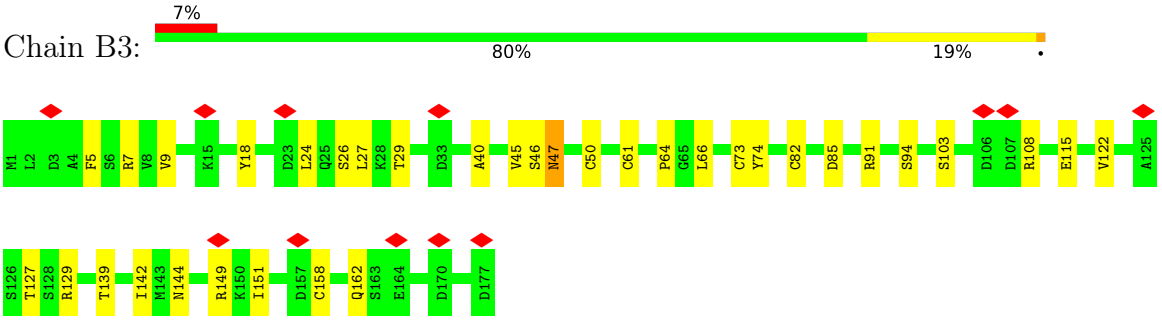

• Molecule 11: R-phycoerythrin beta chain

Chain D3:

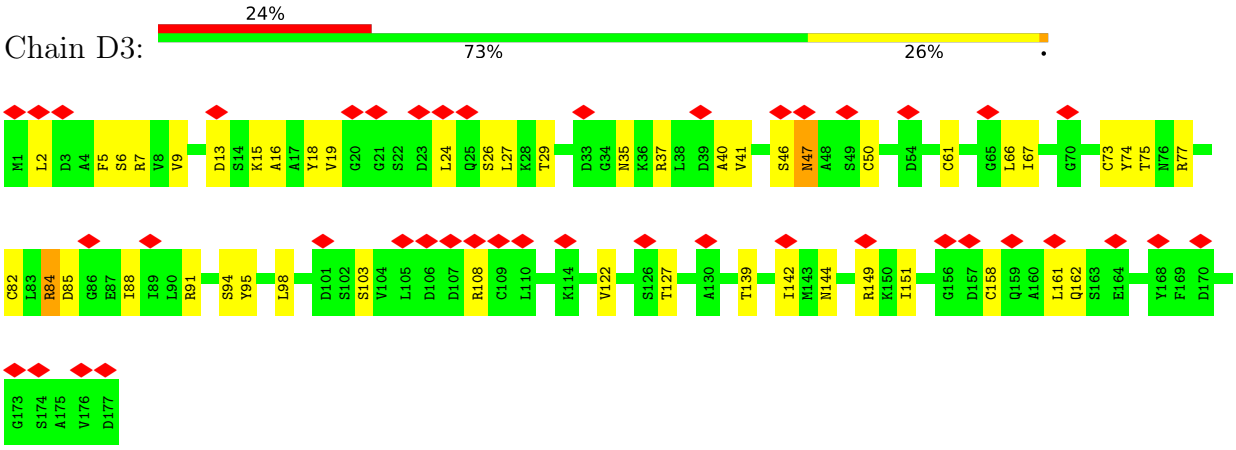

• Molecule 11: R-phycoerythrin beta chain

Chain F3:

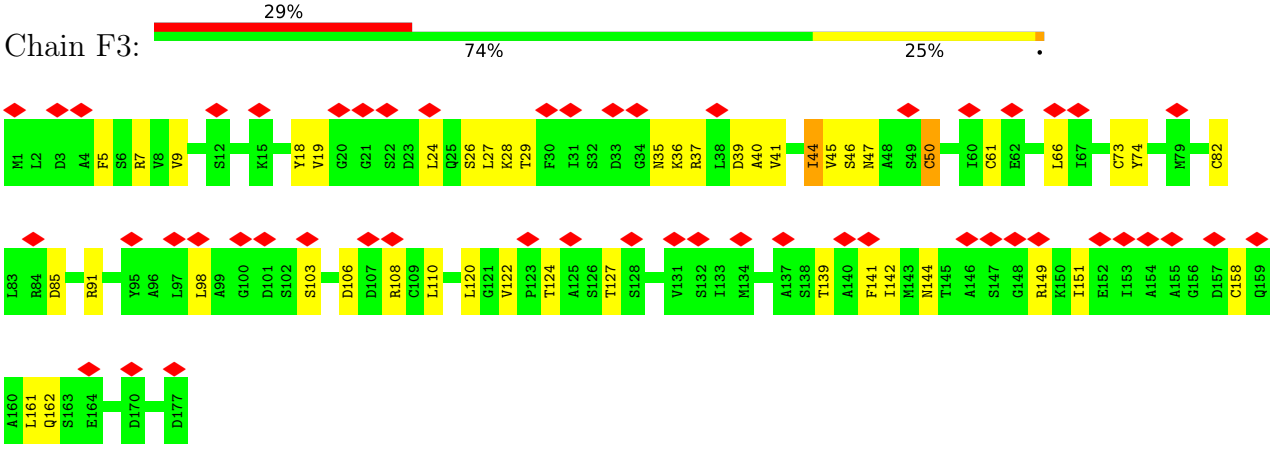

• Molecule 11: R-phycoerythrin beta chain

Chain H3:

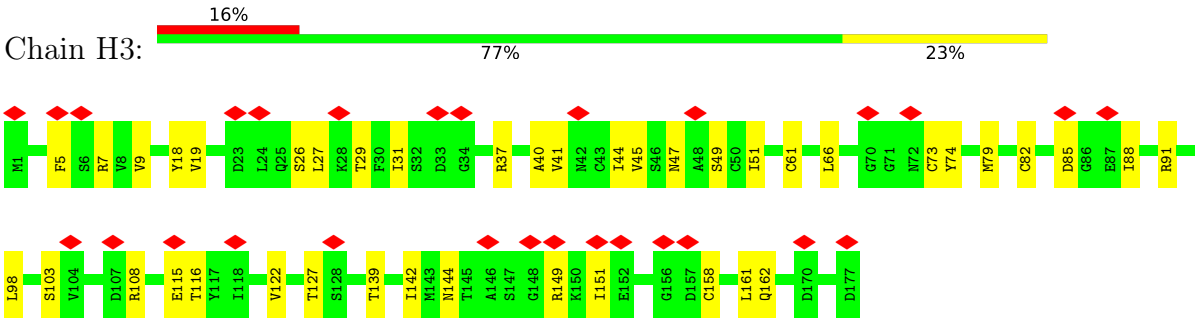

• Molecule 11: R-phycoerythrin beta chain

Chain J3:

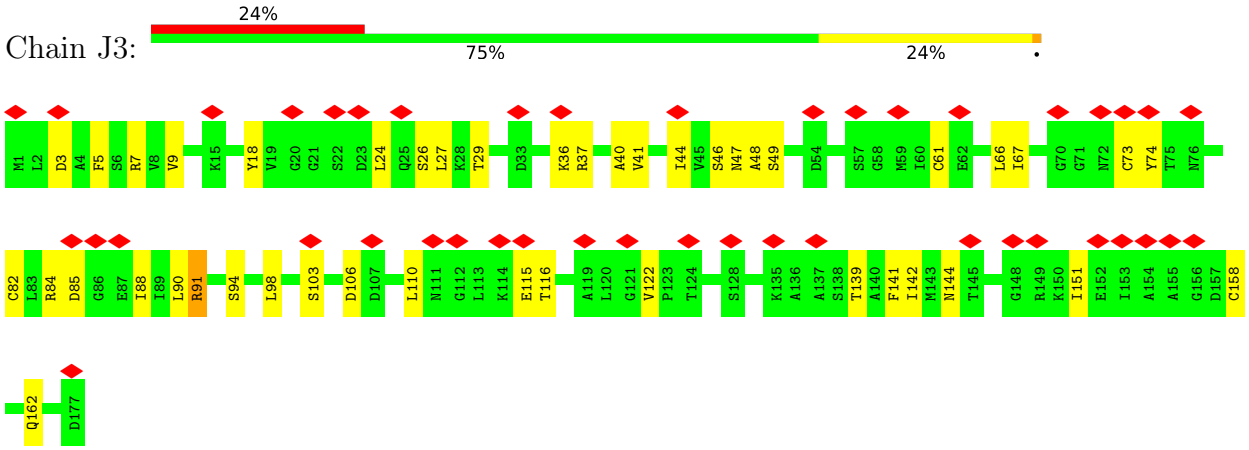

• Molecule 11: R-phycoerythrin beta chain

Chain L3:

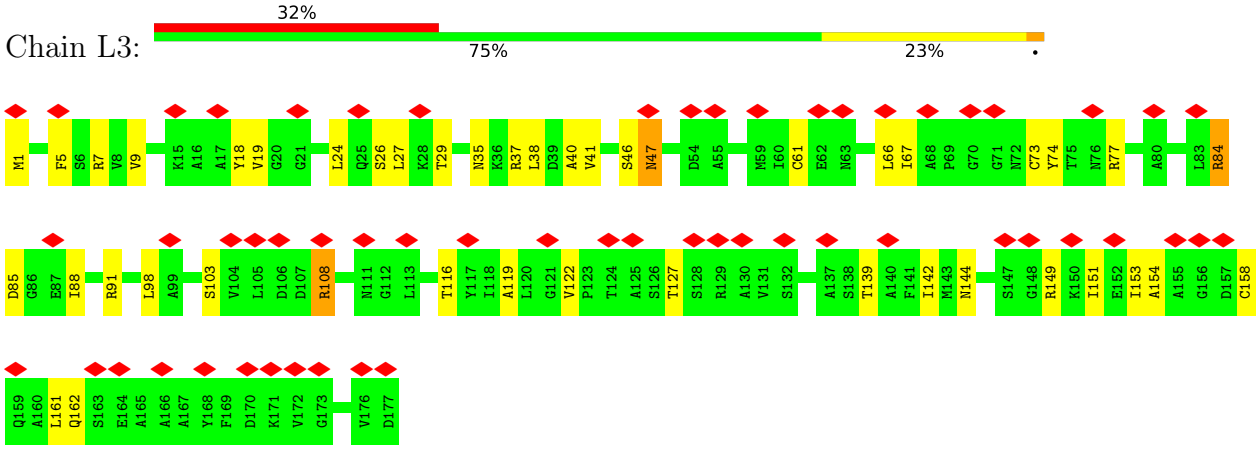

• Molecule 11: R-phycoerythrin beta chain

Chain N3:

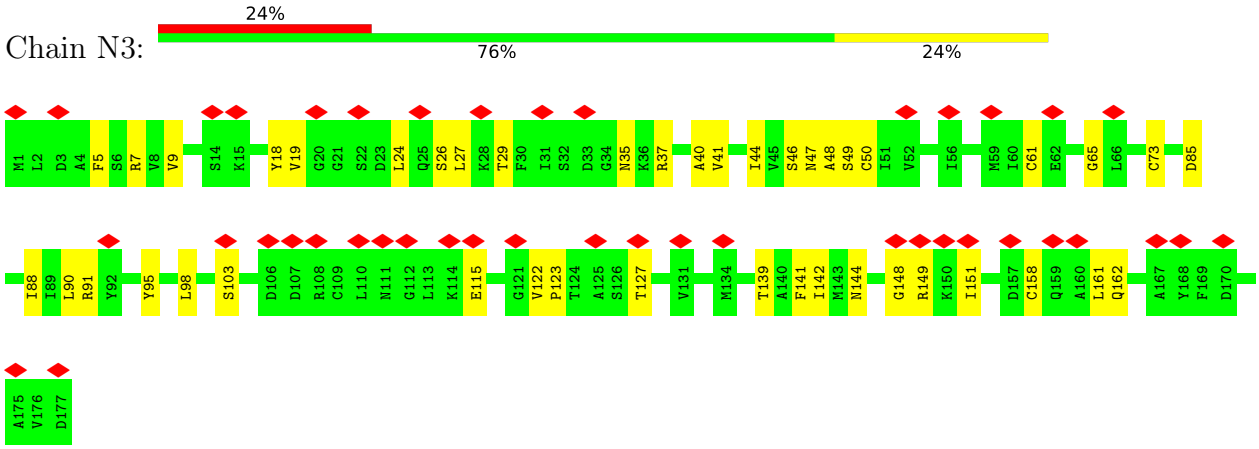

• Molecule 11: R-phycoerythrin beta chain

Chain P3:



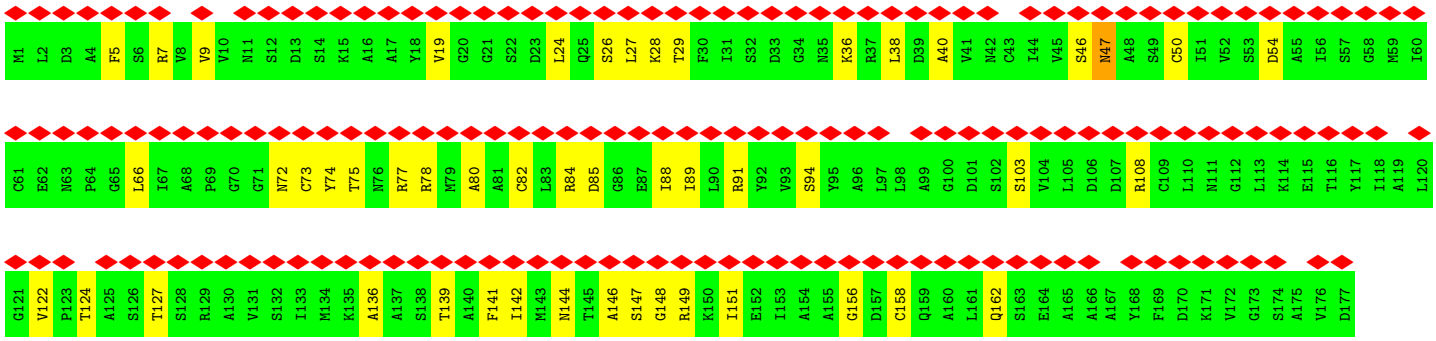

• Molecule 11: R-phycoerythrin beta chain

Chain R3:



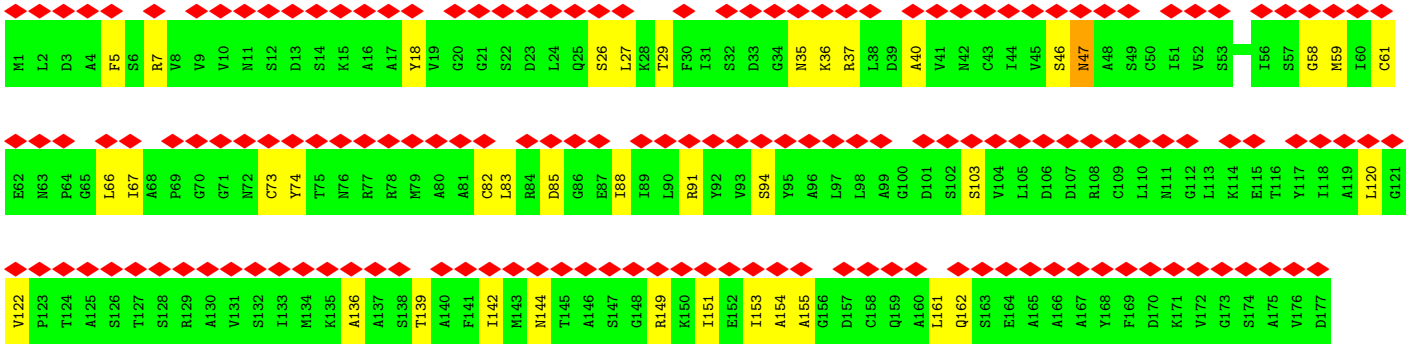

• Molecule 11: R-phycoerythrin beta chain

Chain T3:

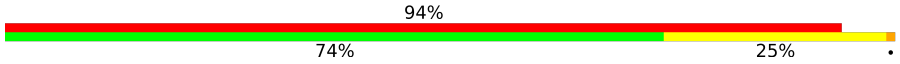



• Molecule 11: R-phycoerythrin beta chain

Chain V3:







• Molecule 11: R-phycoerythrin beta chain

Chain X3:

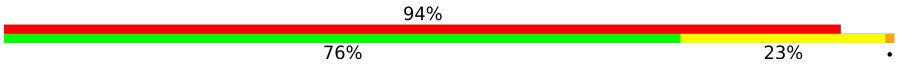

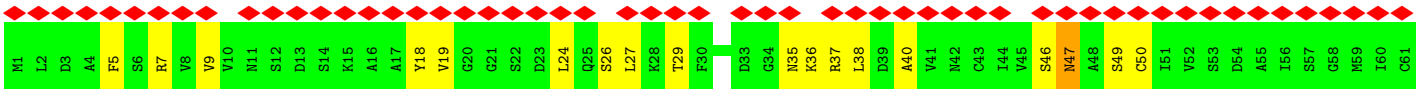

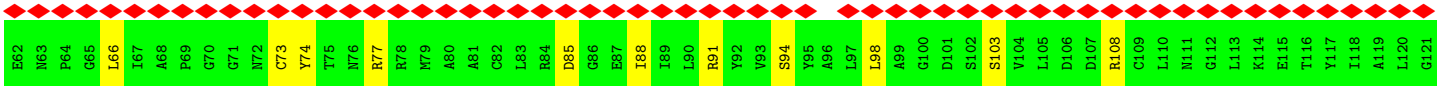

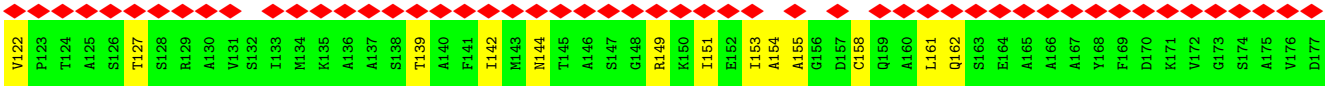

• Molecule 11: R-phycoerythrin beta chain

Chain Z3:

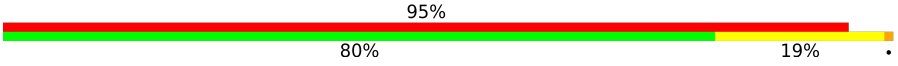

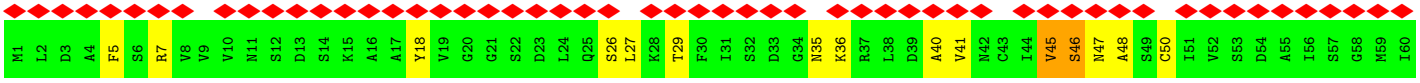

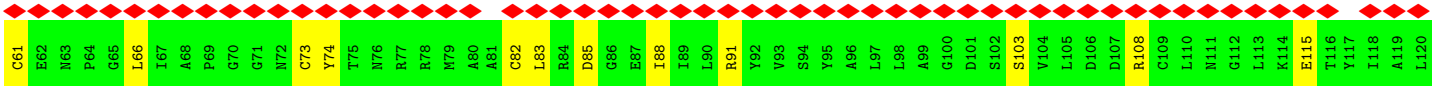

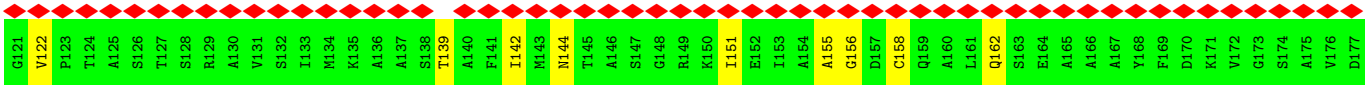

• Molecule 11: R-phycoerythrin beta chain

Chain f3:



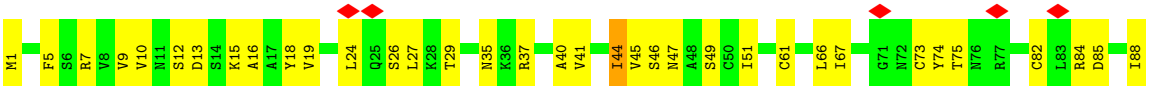

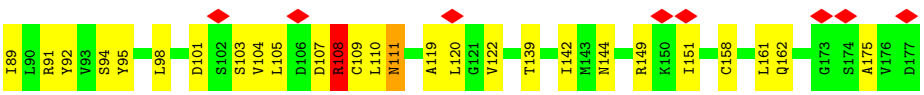

• Molecule 11: R-phycoerythrin beta chain

Chain h3:



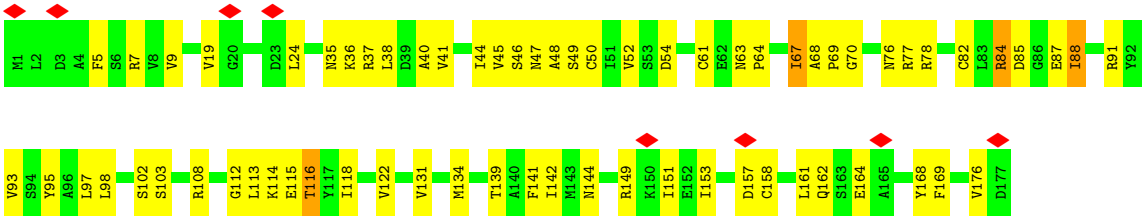

• Molecule 11: R-phycoerythrin beta chain

Chain j3:



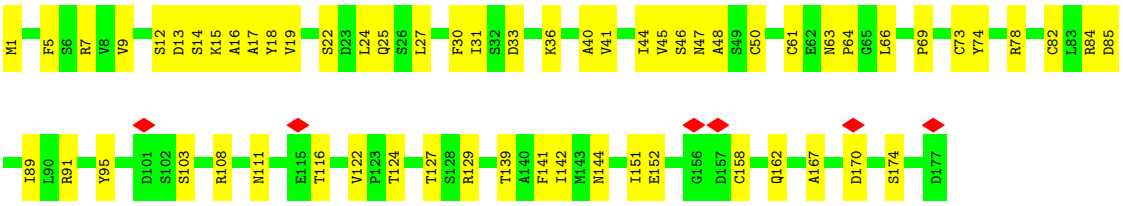

• Molecule 11: R-phycoerythrin beta chain

Chain l3:



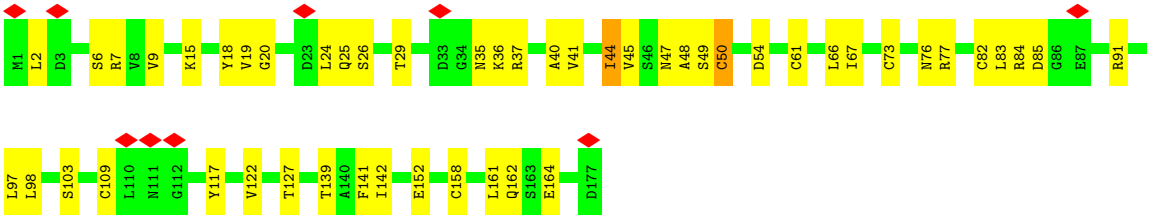

• Molecule 11: R-phycoerythrin beta chain

Chain n3:



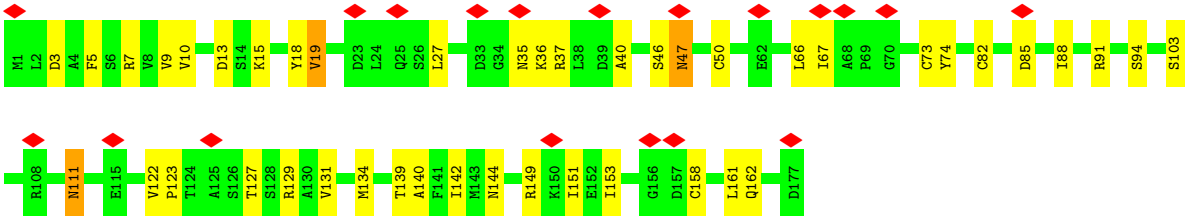

• Molecule 11: R-phycoerythrin beta chain

Chain p3:



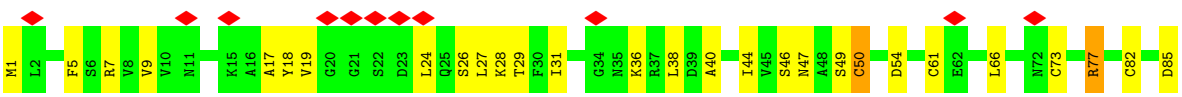



• Molecule 11: R-phycoerythrin beta chain

Chain r3:



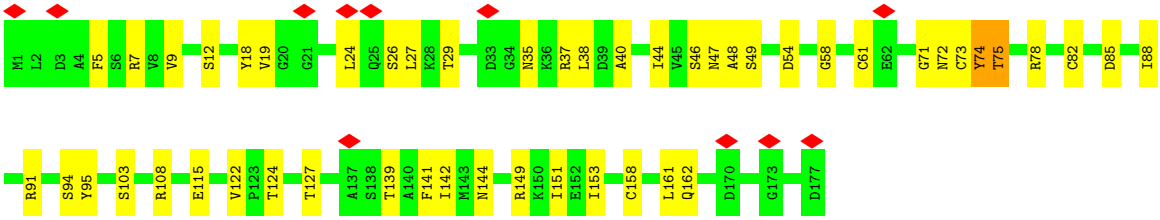

• Molecule 11: R-phycoerythrin beta chain

Chain t3:



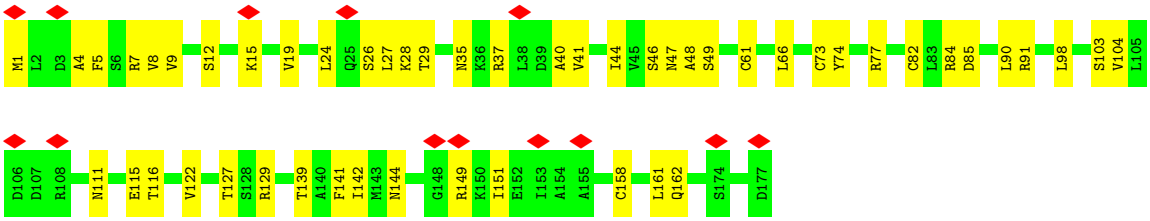

• Molecule 11: R-phycoerythrin beta chain

Chain v3:



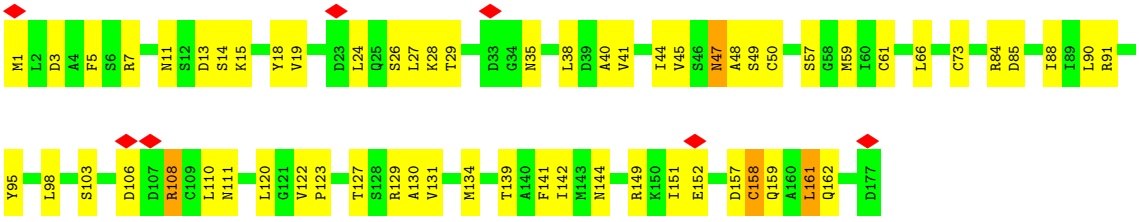

• Molecule 11: R-phycoerythrin beta chain

Chain x3:



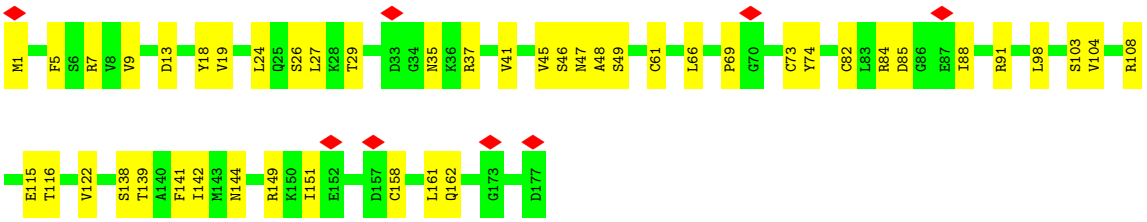

• Molecule 11: R-phycoerythrin beta chain

Chain z3:



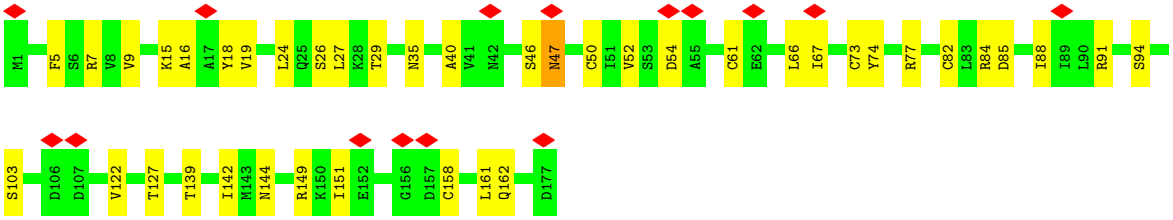

• Molecule 11: R-phycoerythrin beta chain

Chain B4:



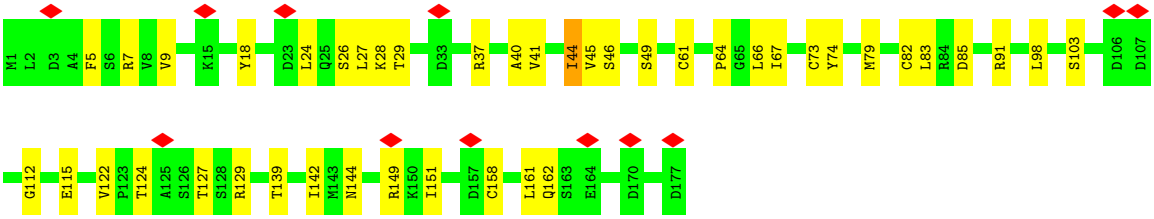

• Molecule 11: R-phycoerythrin beta chain

Chain D4:



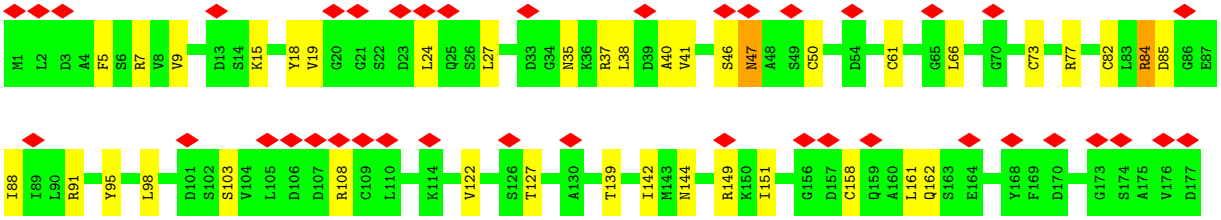

• Molecule 11: R-phycoerythrin beta chain

Chain F4:



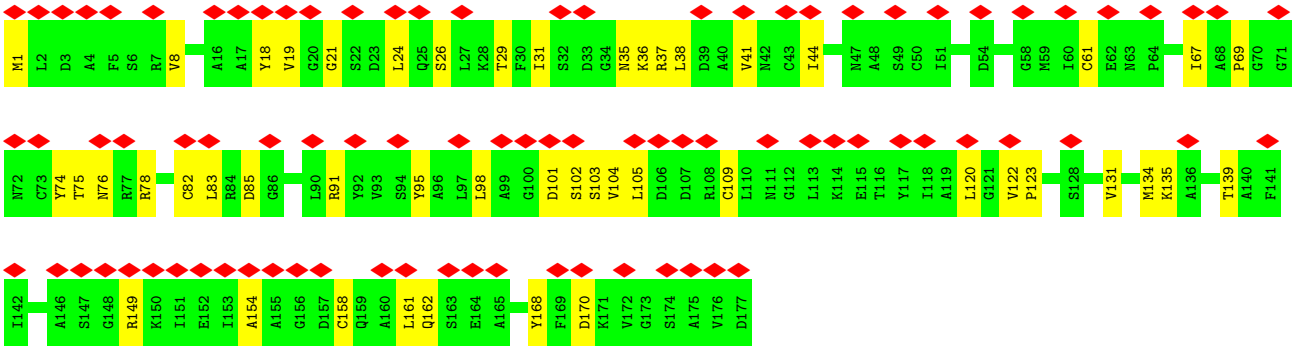

• Molecule 11: R-phycoerythrin beta chain

Chain H4:



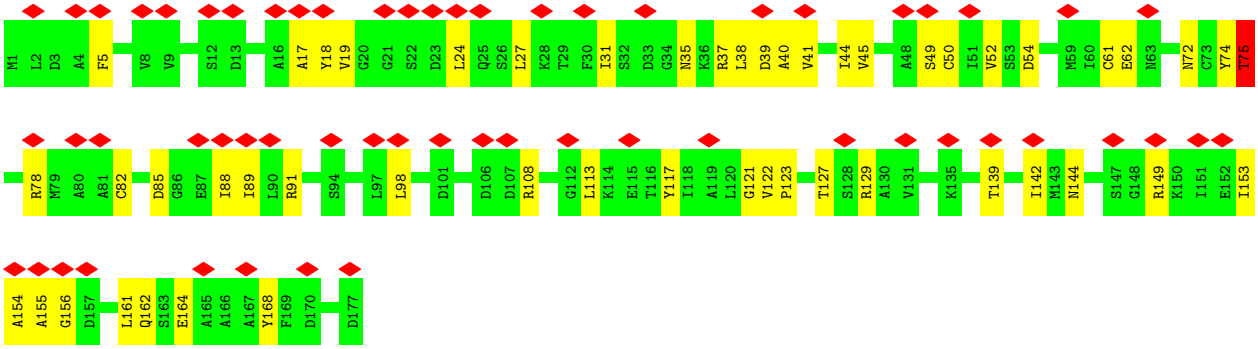

• Molecule 11: R-phycoerythrin beta chain

Chain J4:



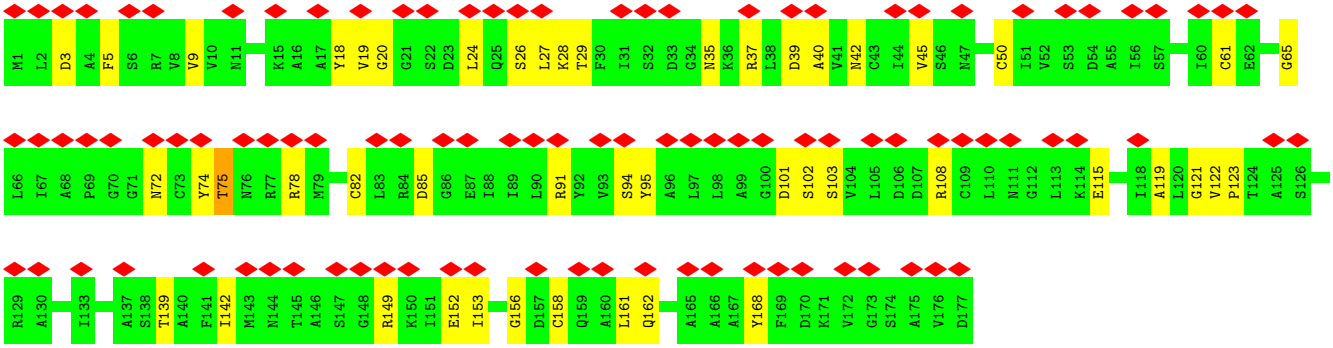

• Molecule 11: R-phycoerythrin beta chain

Chain L4:



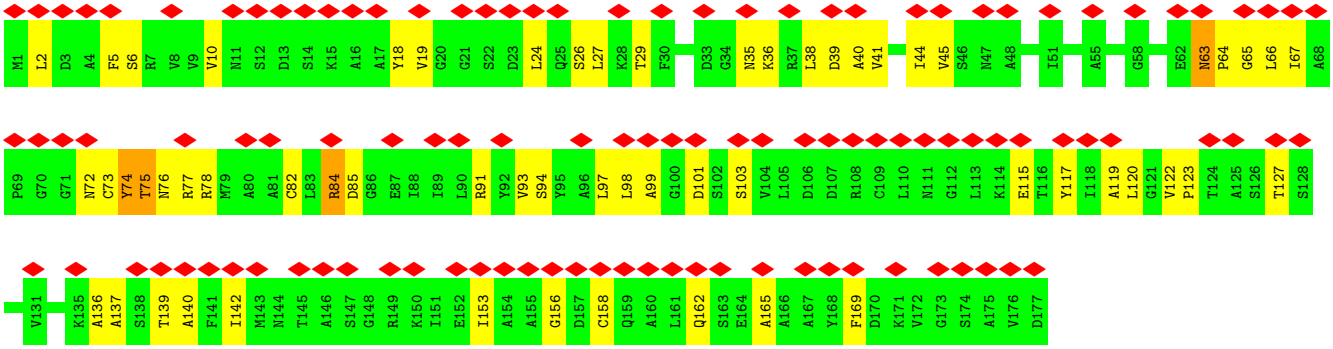

• Molecule 11: R-phycoerythrin beta chain

Chain N4:



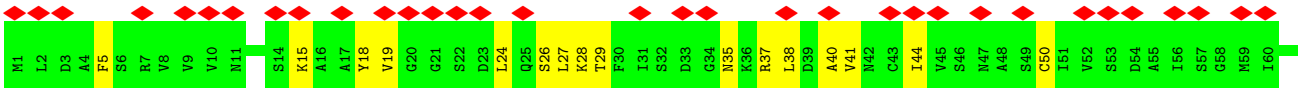

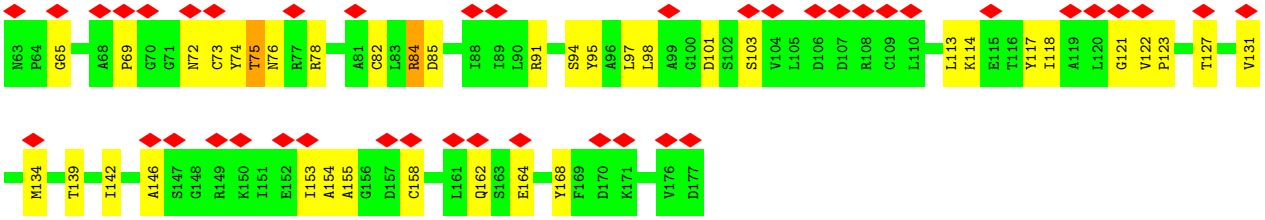

• Molecule 11: R-phycoerythrin beta chain

Chain P4:





• Molecule 11: R-phycoerythrin beta chain

Chain R4:



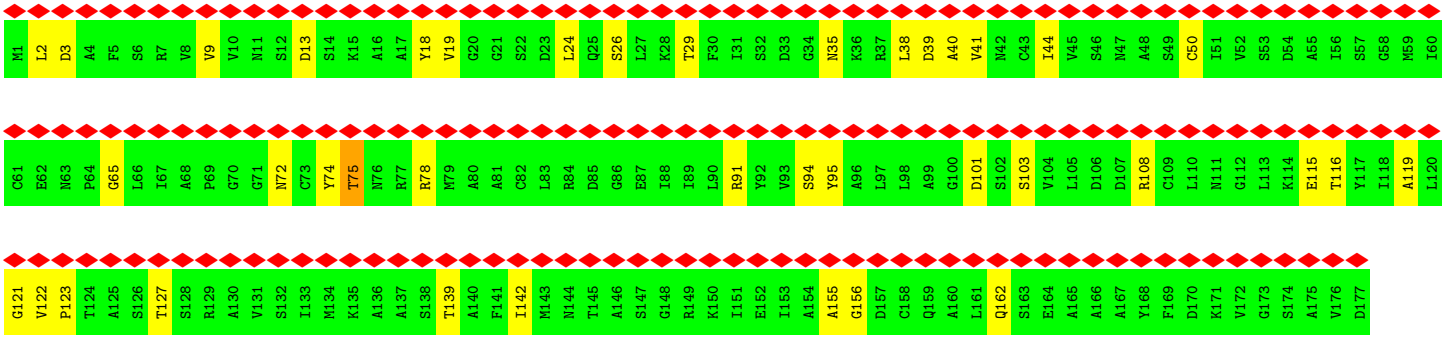

• Molecule 11: R-phycoerythrin beta chain

Chain T4:

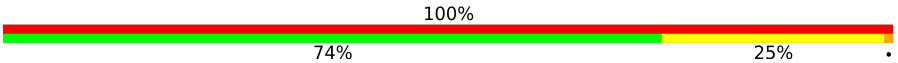

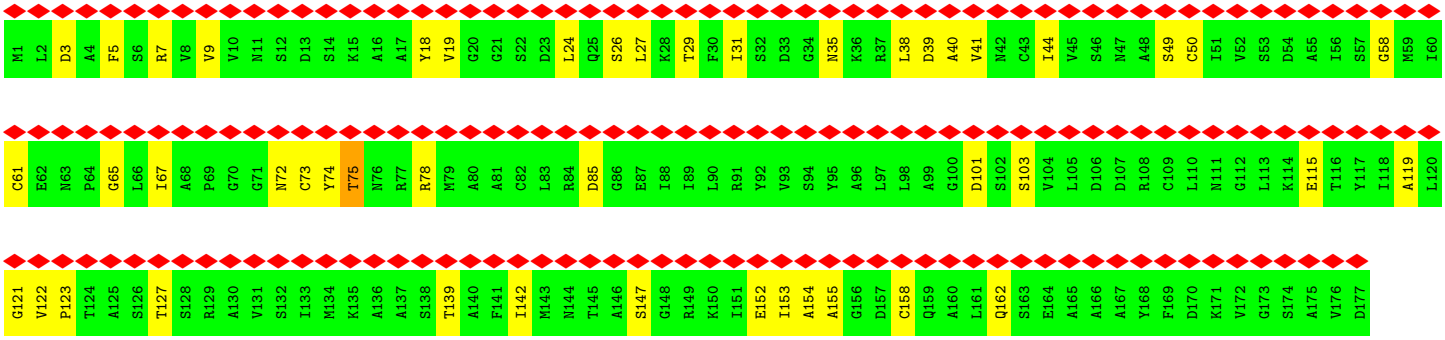

• Molecule 11: R-phycoerythrin beta chain

Chain V4:

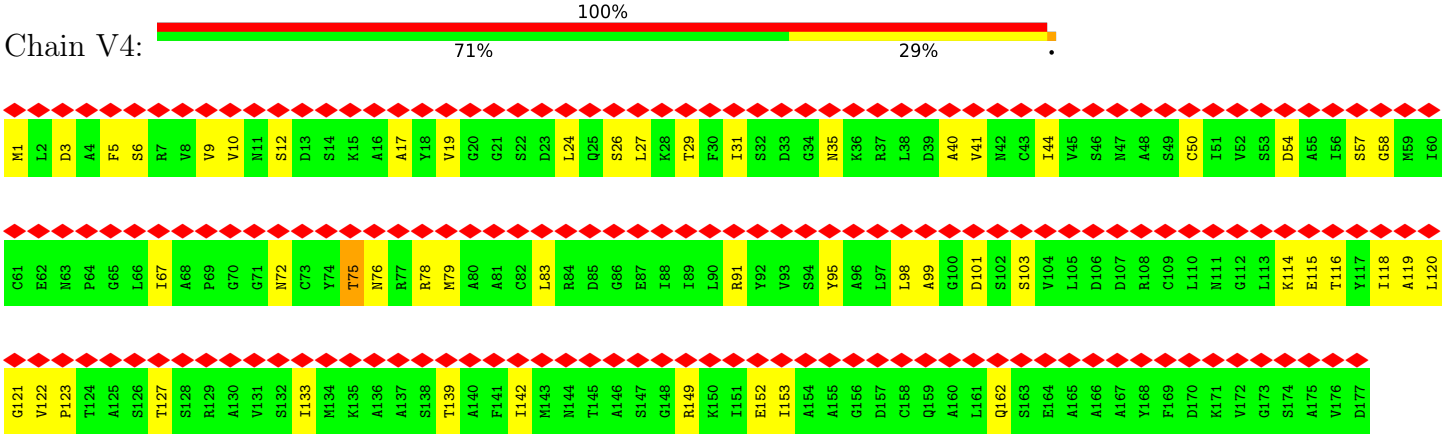

• Molecule 11: R-phycoerythrin beta chain

Chain X4:

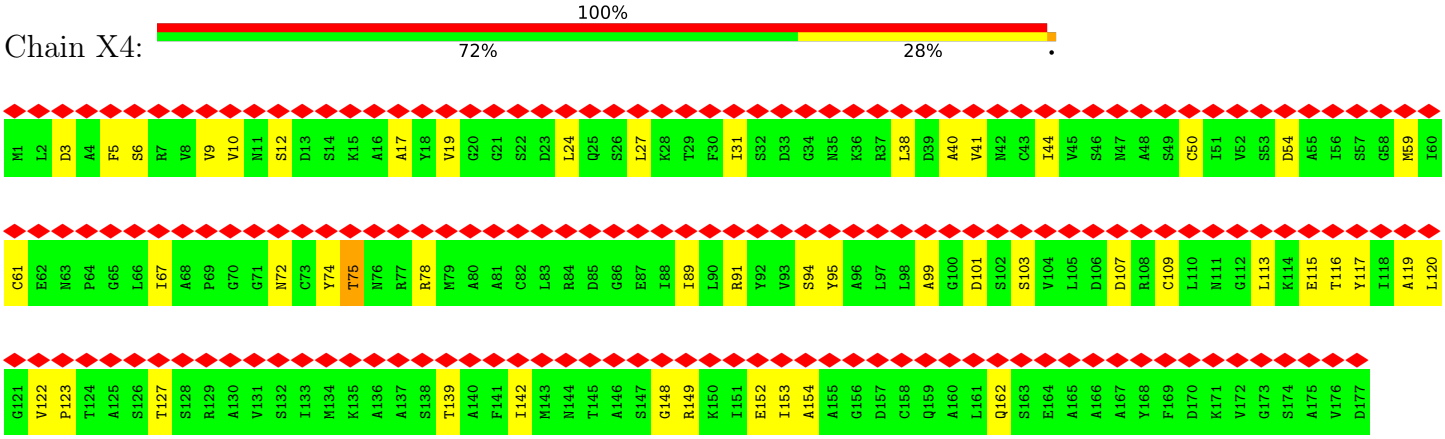

• Molecule 11: R-phycoerythrin beta chain

Chain Z4:

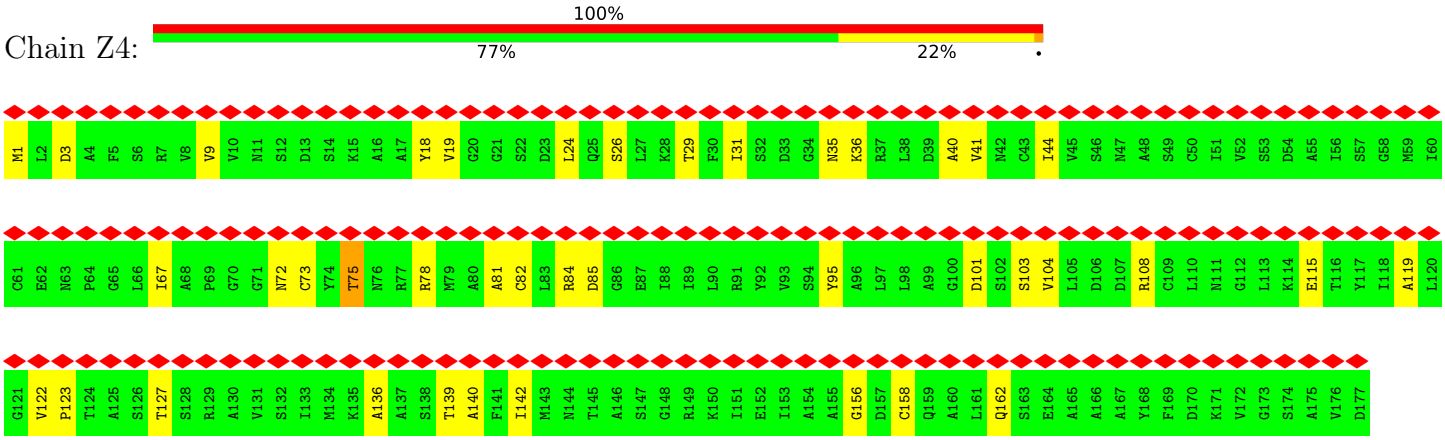

• Molecule 11: R-phycoerythrin beta chain

Chain n4:

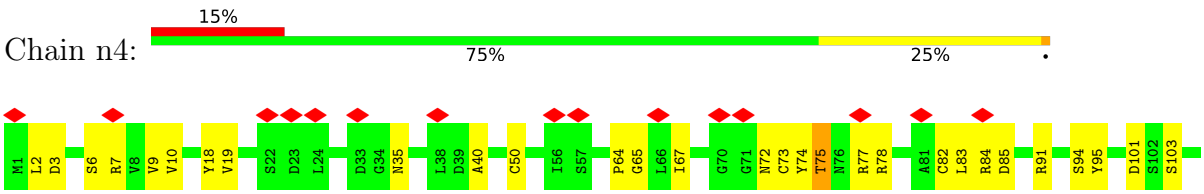



• Molecule 11: R-phycoerythrin beta chain

Chain p4:



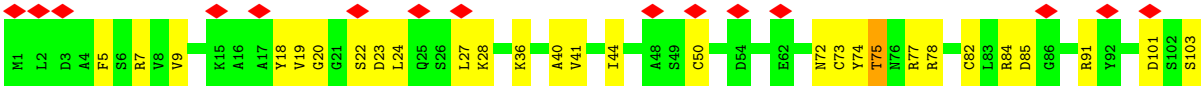

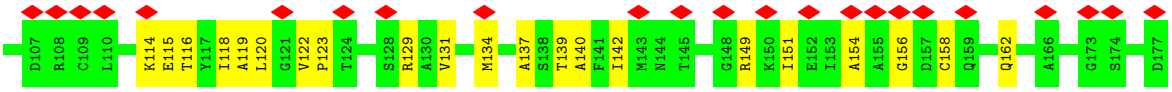

• Molecule 11: R-phycoerythrin beta chain

Chain r4:



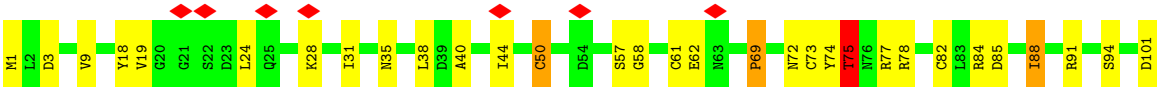

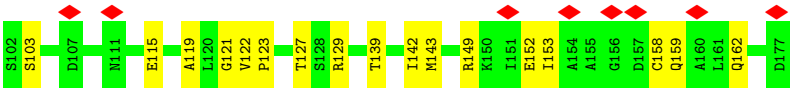

• Molecule 11: R-phycoerythrin beta chain

Chain t4:



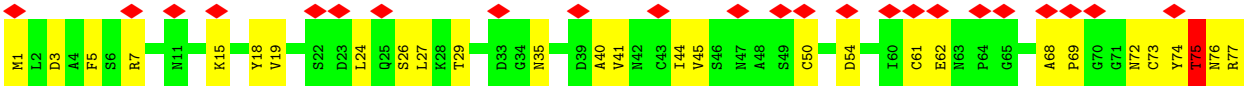

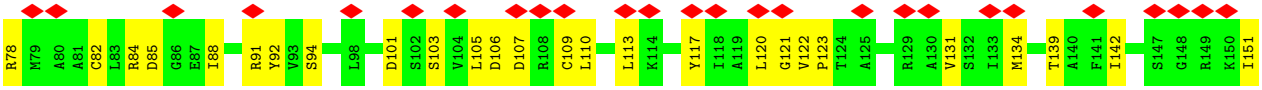



• Molecule 11: R-phycoerythrin beta chain

Chain v4:



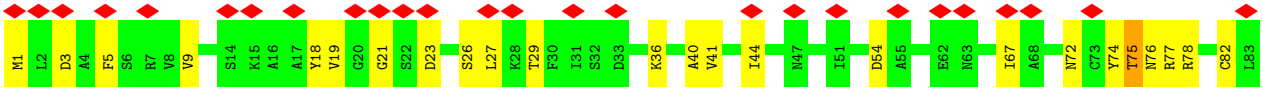

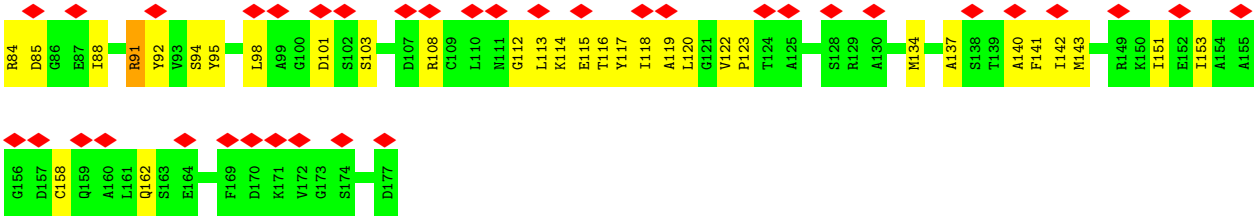

• Molecule 11: R-phycoerythrin beta chain

Chain x4:



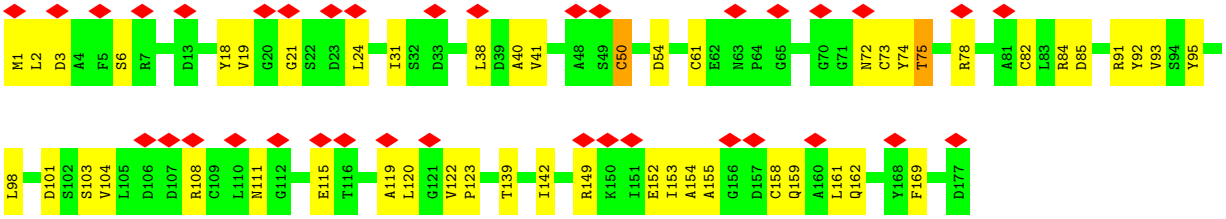

• Molecule 11: R-phycoerythrin beta chain

Chain z4:



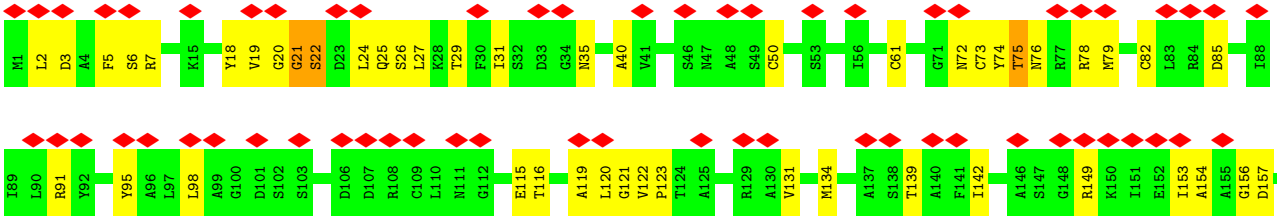

• Molecule 11: R-phycoerythrin beta chain

Chain B5:



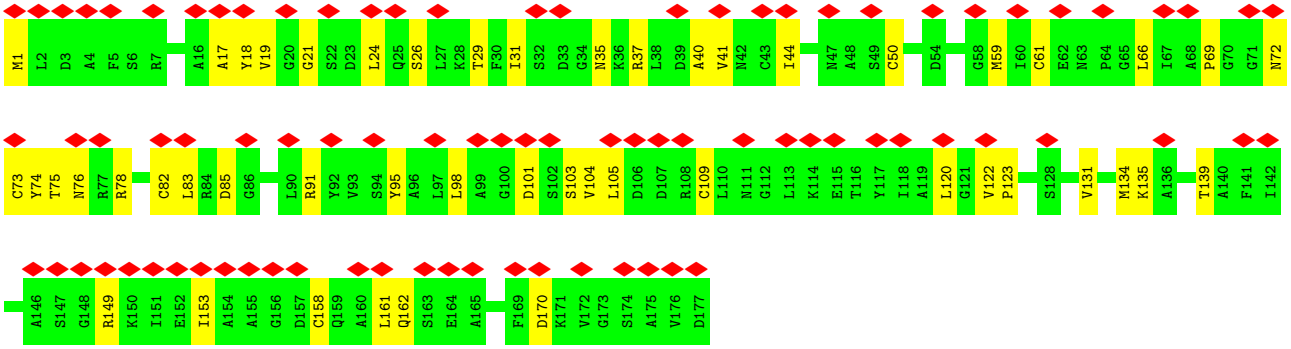

• Molecule 11: R-phycoerythrin beta chain

Chain D5:

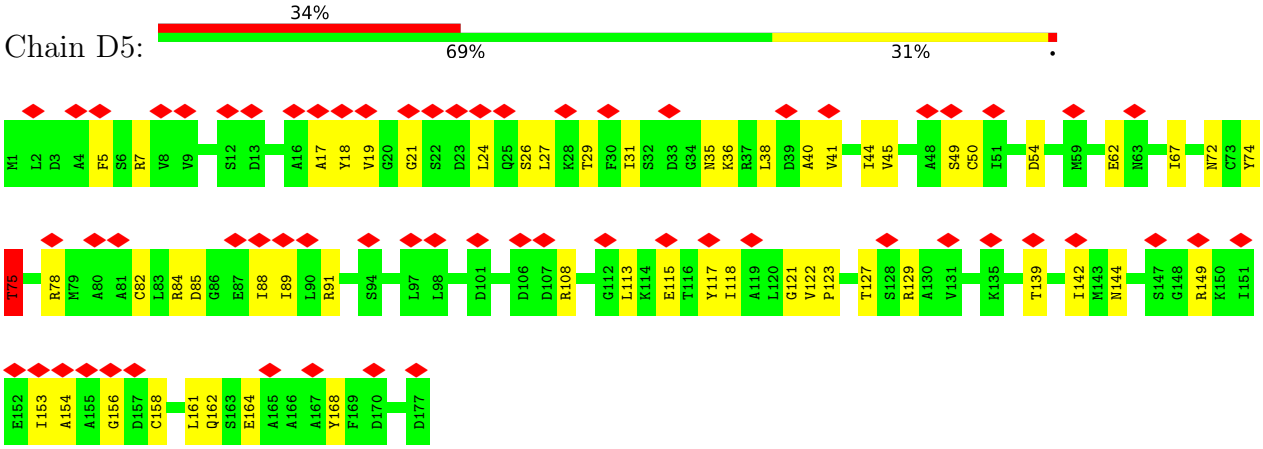

• Molecule 11: R-phycoerythrin beta chain

Chain F5:

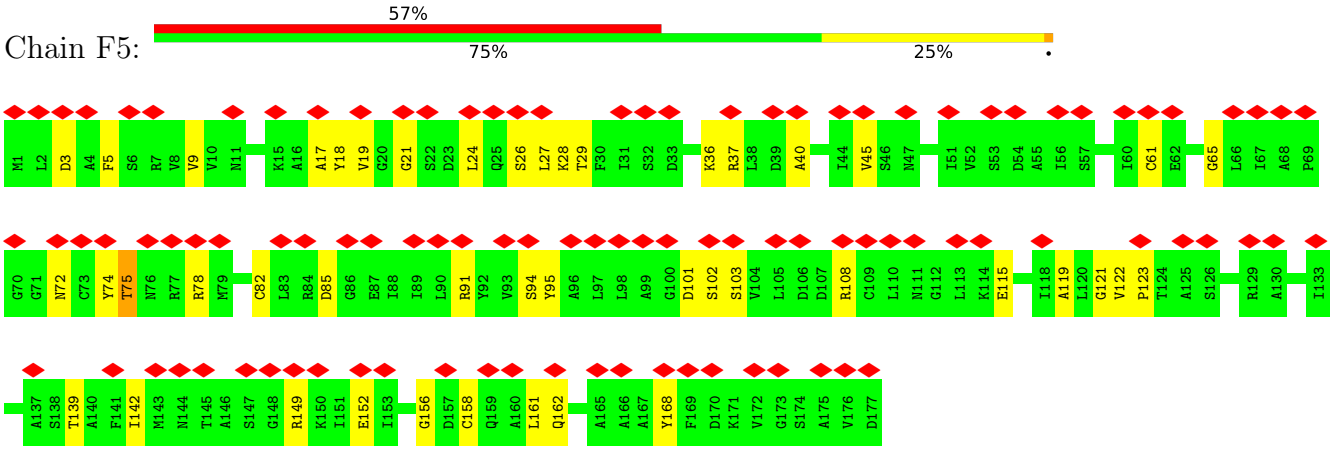

• Molecule 11: R-phycoerythrin beta chain

Chain H5:

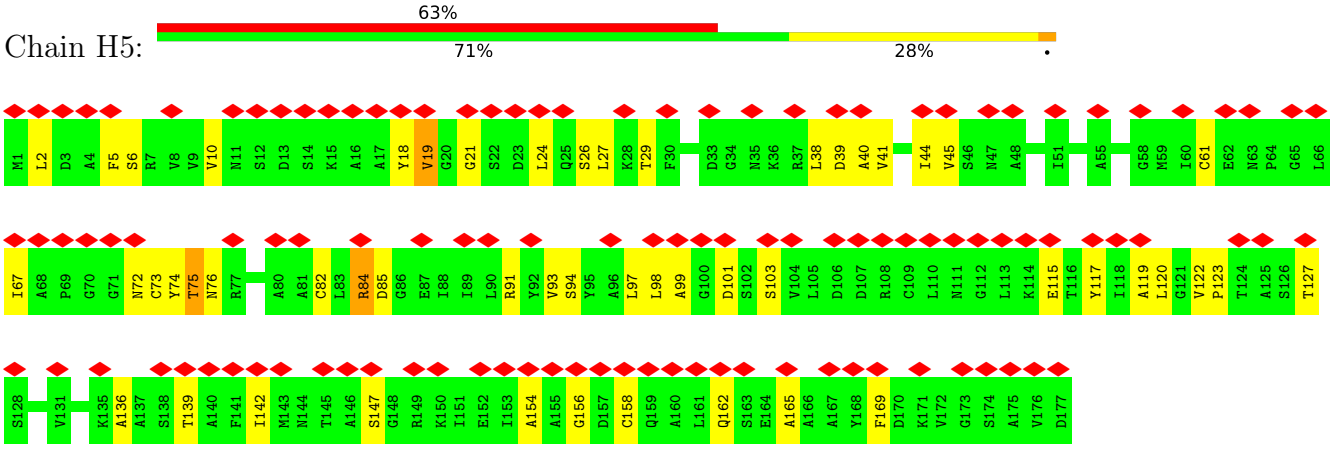

• Molecule 11: R-phycoerythrin beta chain

Chain J5:

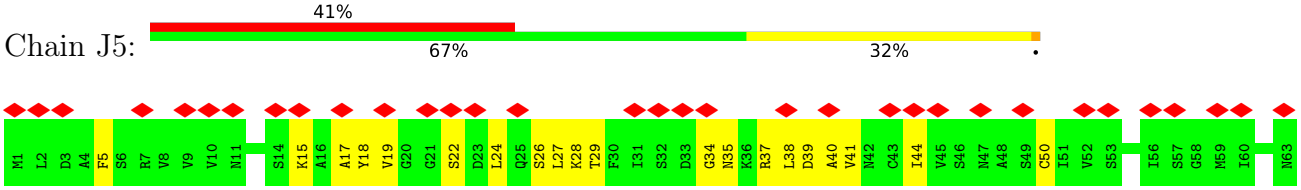

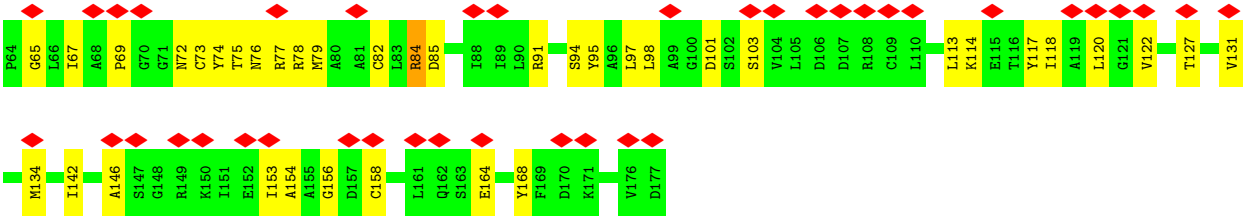

• Molecule 11: R-phycoerythrin beta chain

Chain L5:



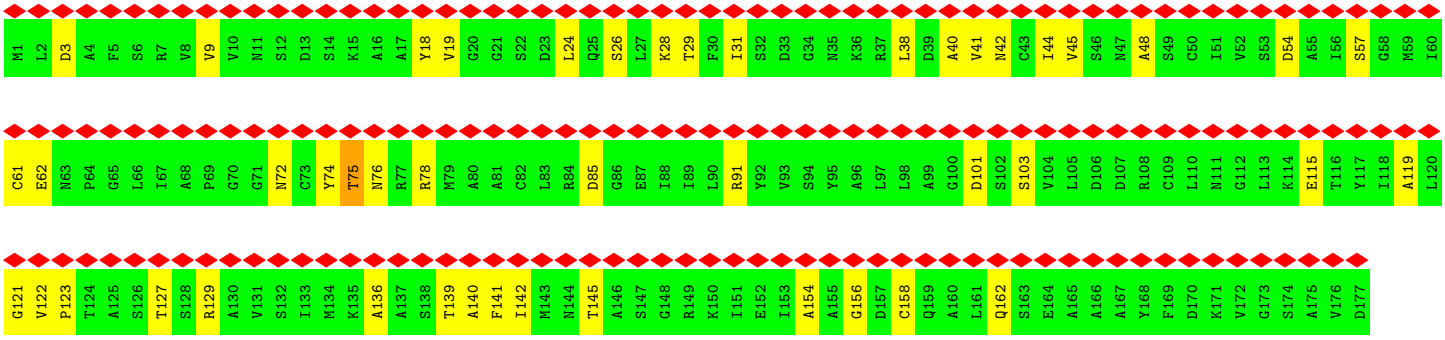

• Molecule 11: R-phycoerythrin beta chain

Chain N5:



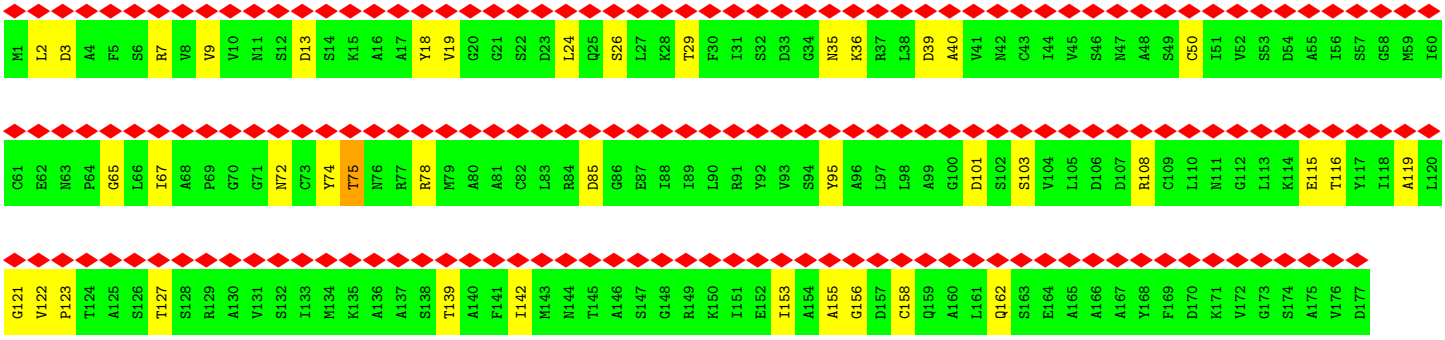

• Molecule 11: R-phycoerythrin beta chain

Chain P5:



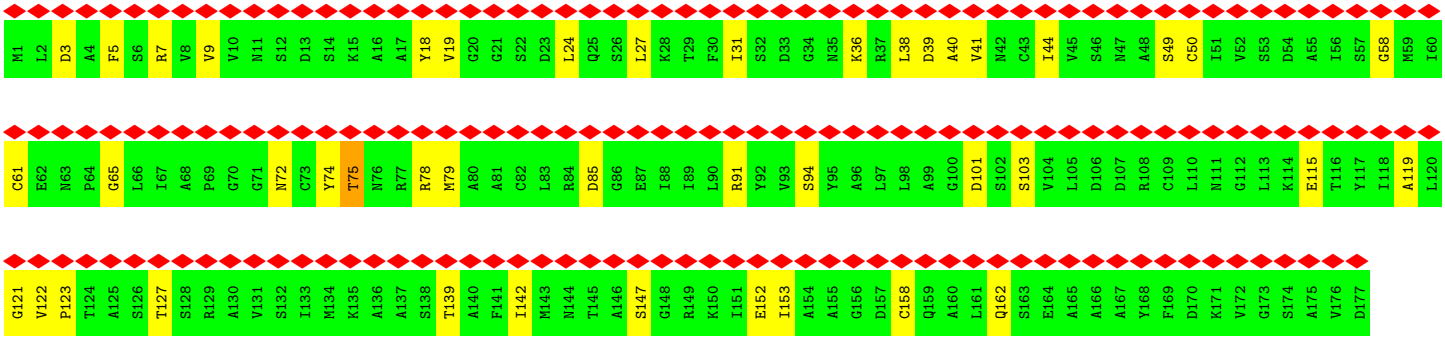

• Molecule 11: R-phycoerythrin beta chain

Chain R5:

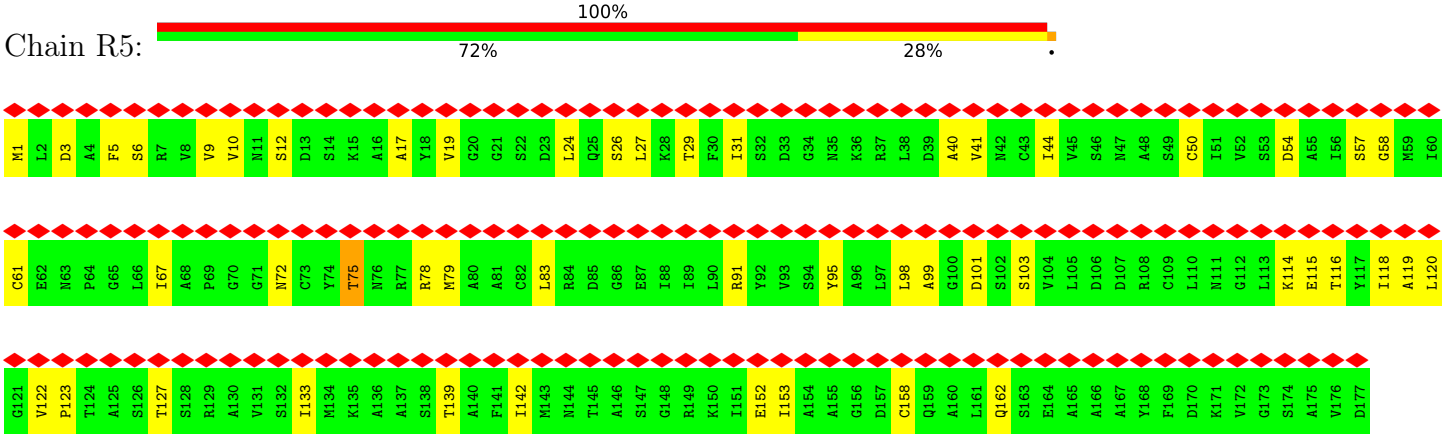

• Molecule 11: R-phycoerythrin beta chain

Chain T5:

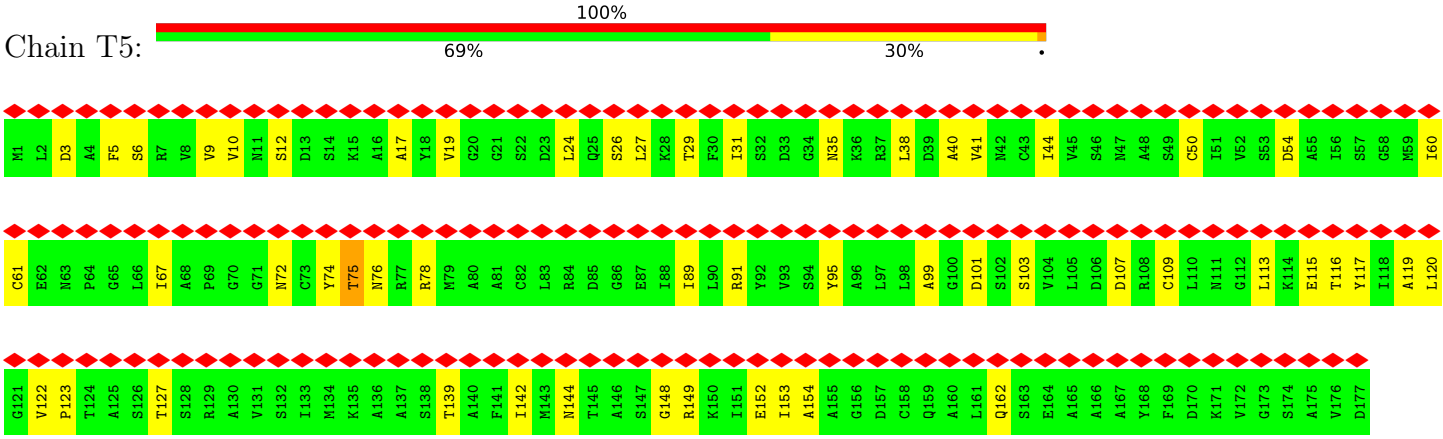

• Molecule 11: R-phycoerythrin beta chain

Chain V5:

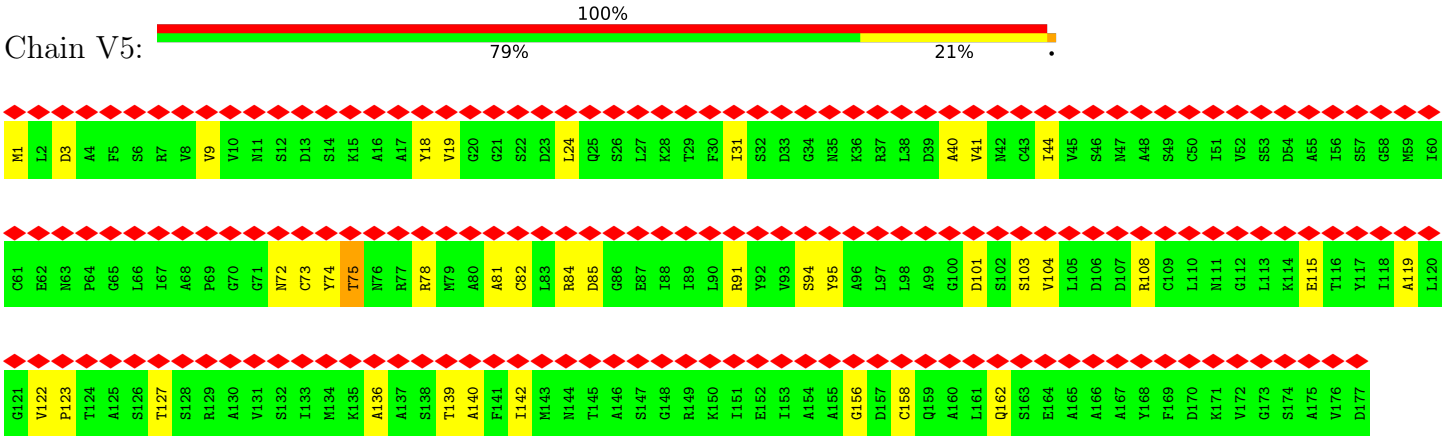

• Molecule 11: R-phycoerythrin beta chain

Chain n5:

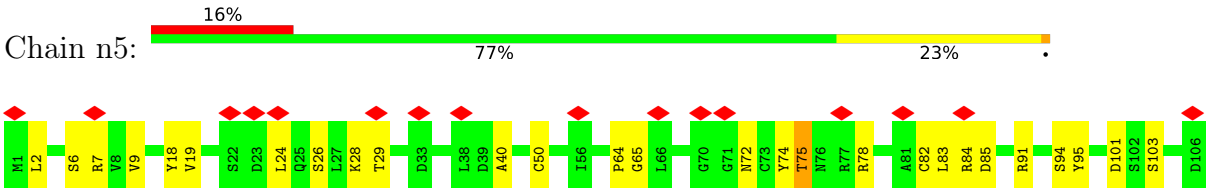

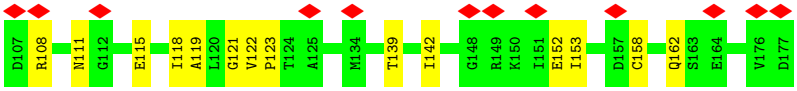

• Molecule 11: R-phycoerythrin beta chain



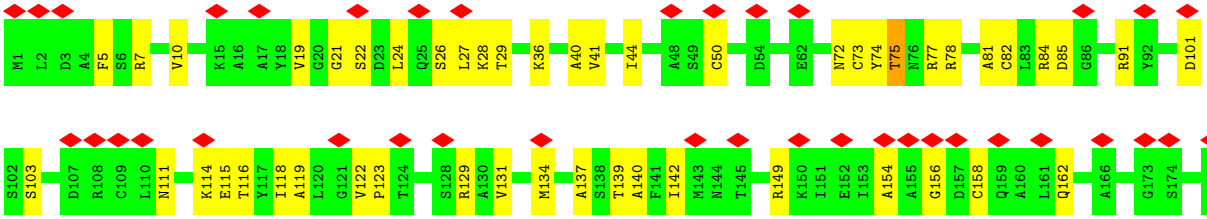

• Molecule 11: R-phycoerythrin beta chain



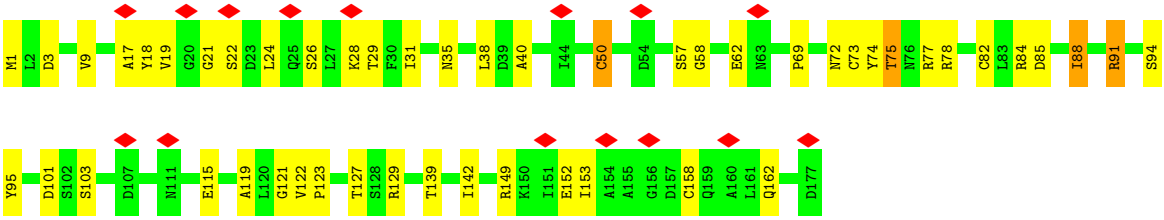

• Molecule 11: R-phycoerythrin beta chain



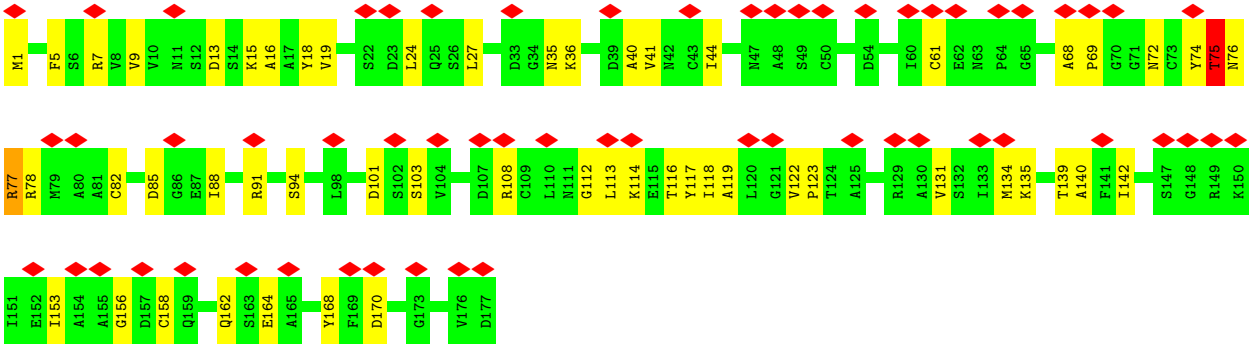

• Molecule 11: R-phycoerythrin beta chain



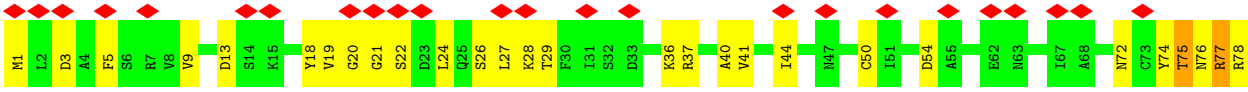

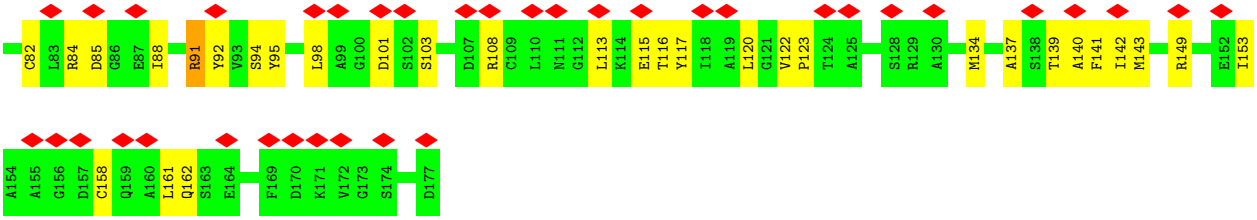

• Molecule 11: R-phycoerythrin beta chain

Chain x5:



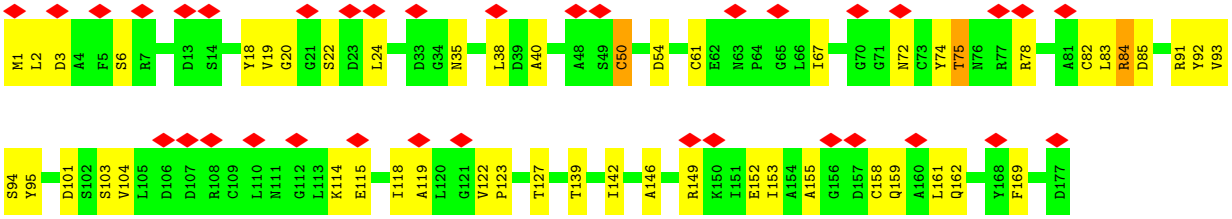

• Molecule 11: R-phycoerythrin beta chain

Chain z5:



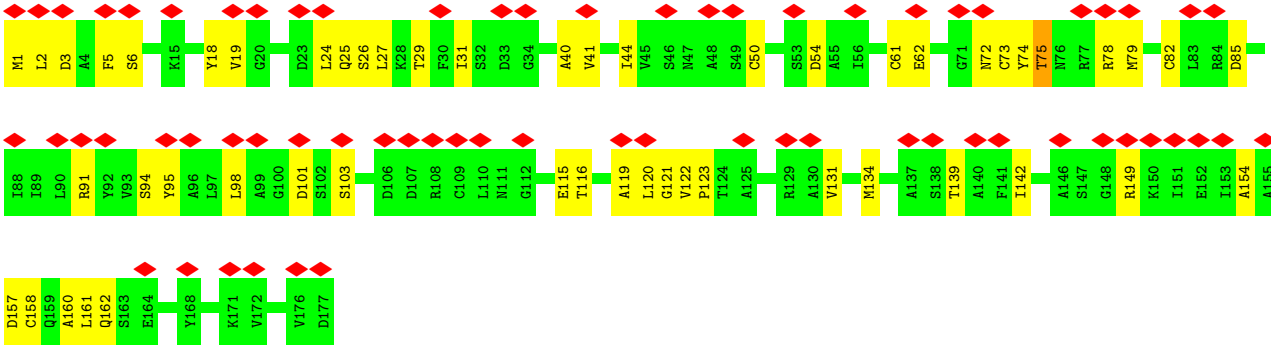

• Molecule 11: R-phycoerythrin beta chain

Chain f8:

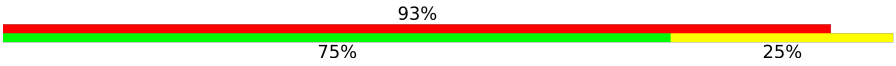

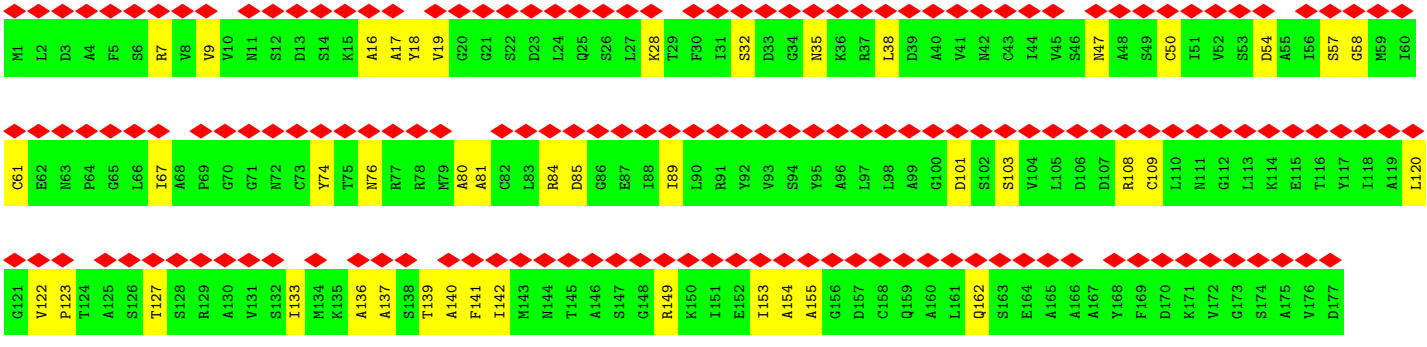

• Molecule 11: R-phycoerythrin beta chain

Chain g8:

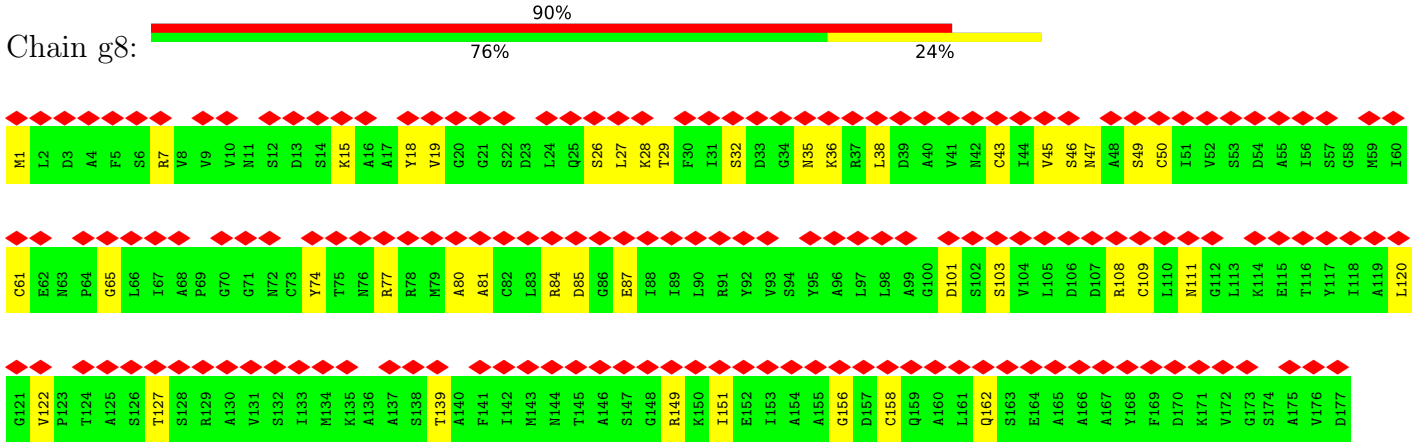

• Molecule 11: R-phycoerythrin beta chain

Chain h8:

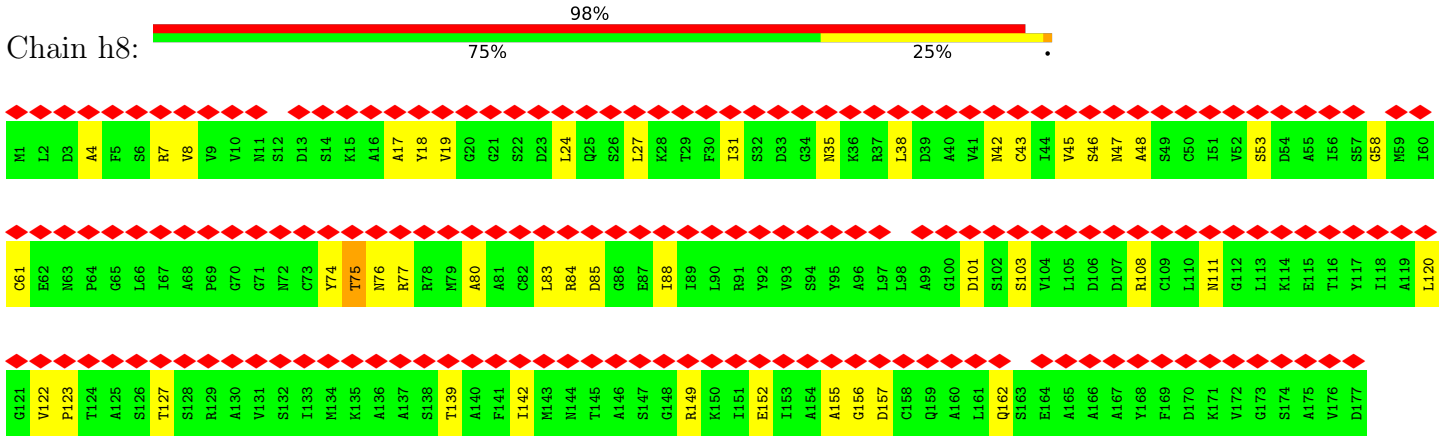

• Molecule 11: R-phycoerythrin beta chain

Chain B6:

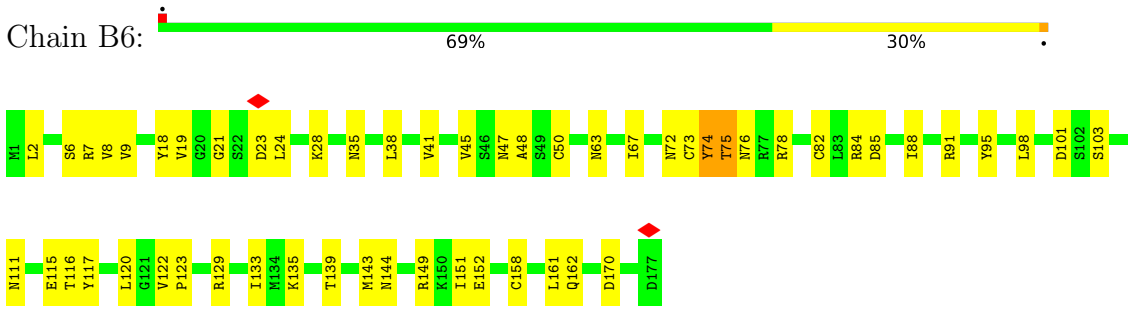

• Molecule 11: R-phycoerythrin beta chain

Chain D6:

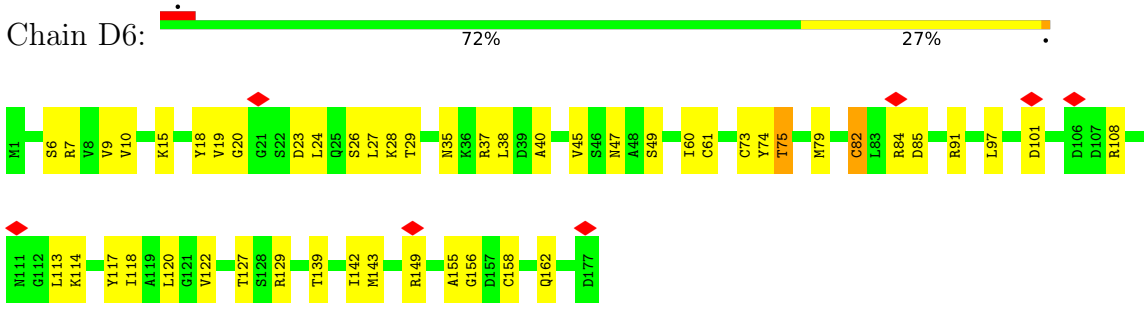

• Molecule 11: R-phycoerythrin beta chain

Chain F6:

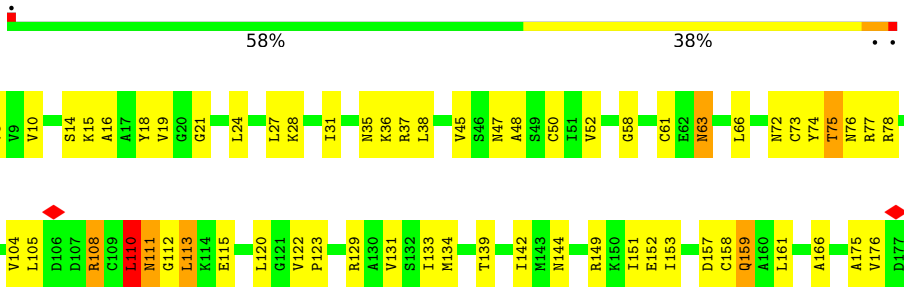

• Molecule 11: R-phycoerythrin beta chain

Chain H6:

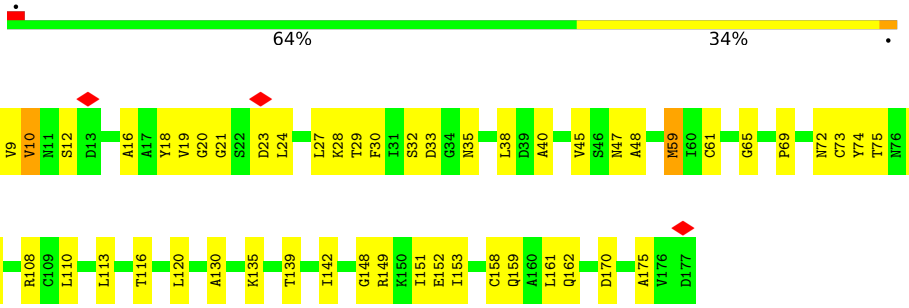

• Molecule 11: R-phycoerythrin beta chain

Chain J6:

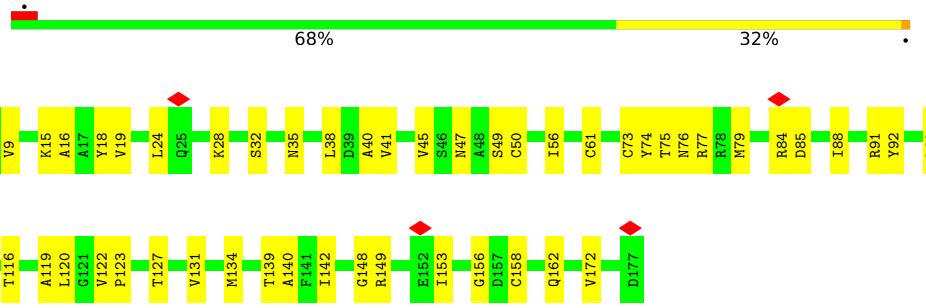

• Molecule 11: R-phycoerythrin beta chain

Chain L6:

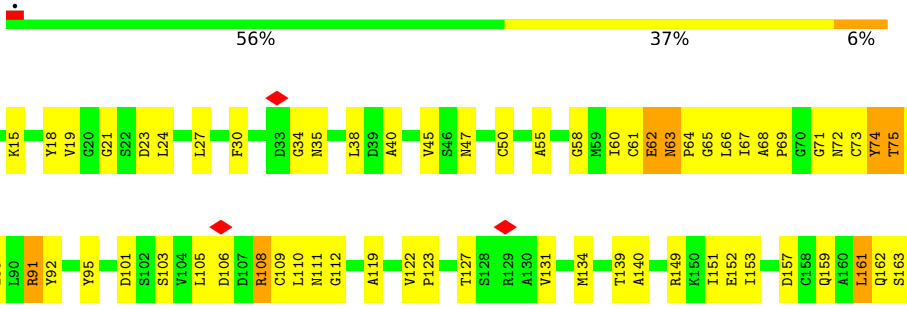

• Molecule 11: R-phycoerythrin beta chain

Chain N6:



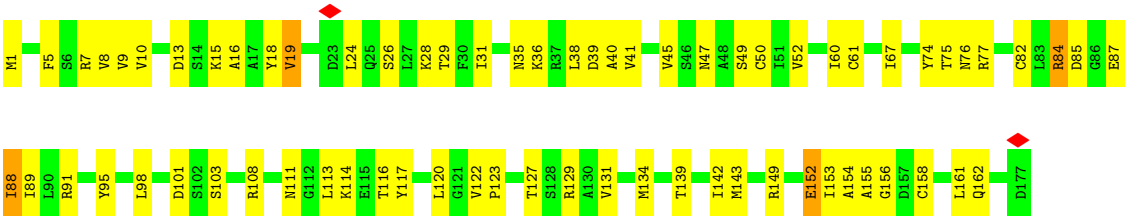

• Molecule 11: R-phycoerythrin beta chain

Chain P6:



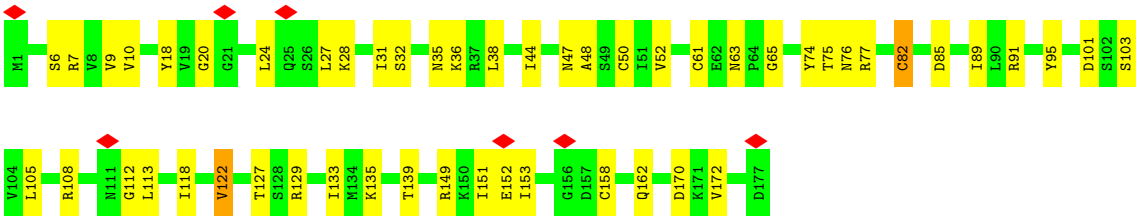

• Molecule 11: R-phycoerythrin beta chain

Chain R6:



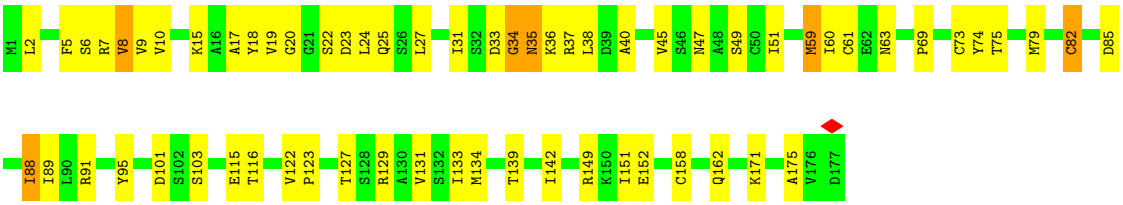

• Molecule 11: R-phycoerythrin beta chain

Chain T6:



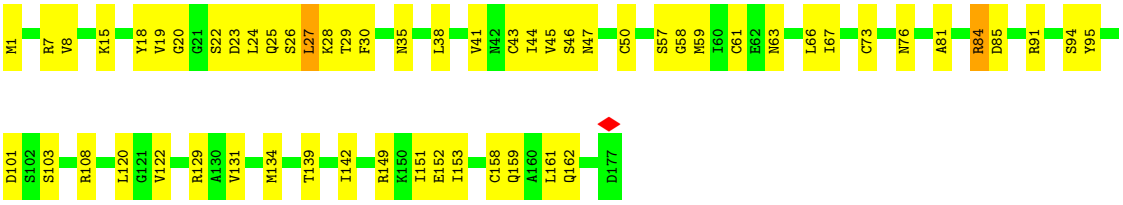

• Molecule 11: R-phycoerythrin beta chain

Chain V6:



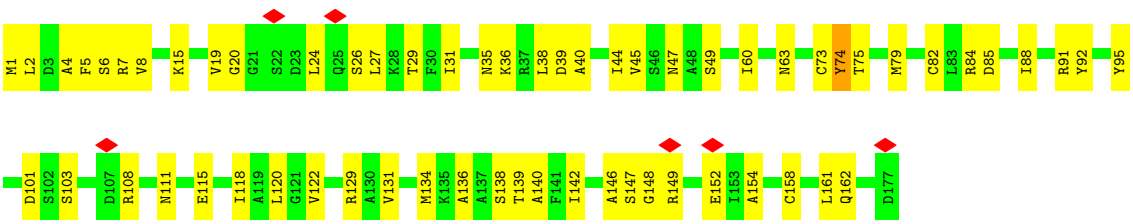

• Molecule 11: R-phycoerythrin beta chain

Chain X6:

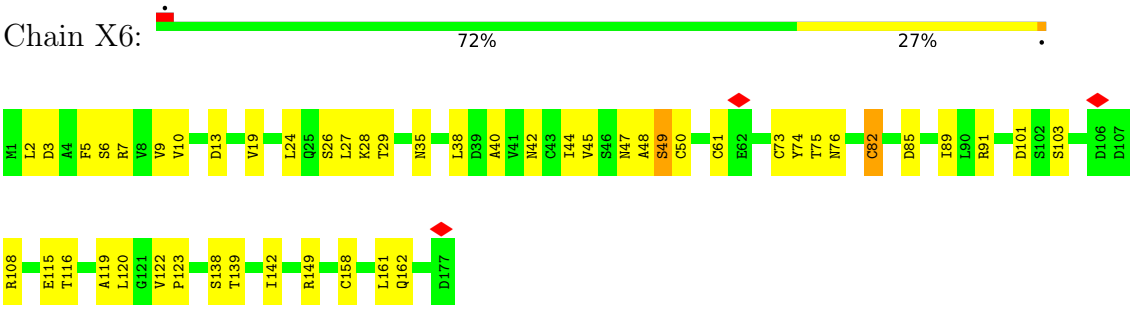

• Molecule 11: R-phycoerythrin beta chain

Chain Z6:

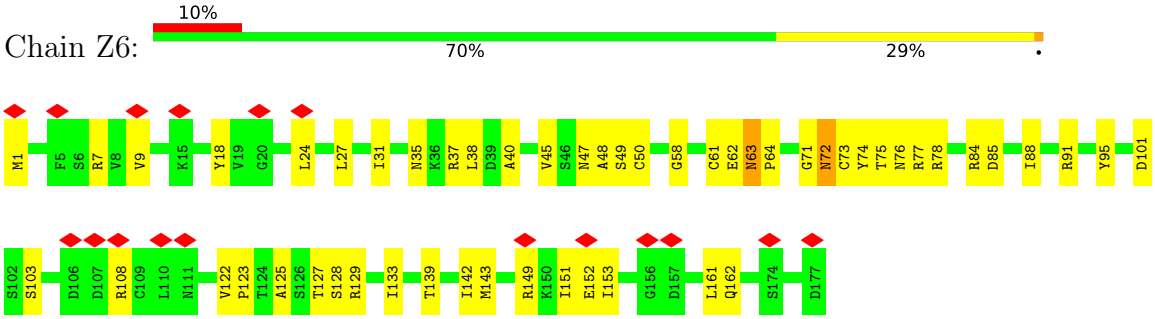

• Molecule 11: R-phycoerythrin beta chain

Chain a6:

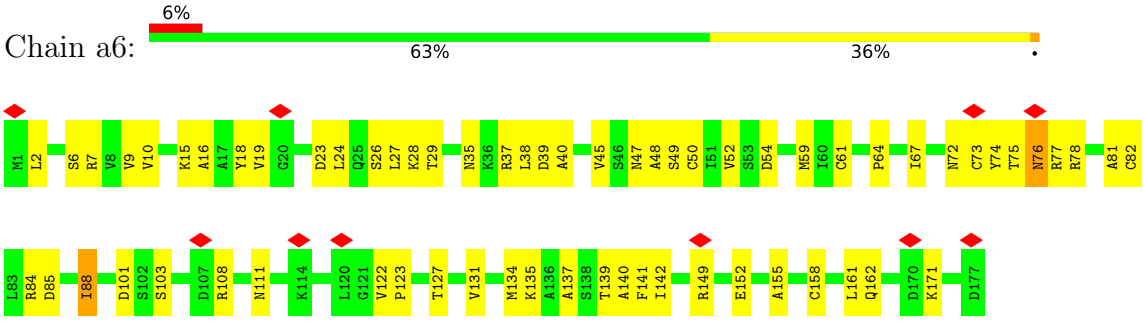

• Molecule 11: R-phycoerythrin beta chain

Chain b6:

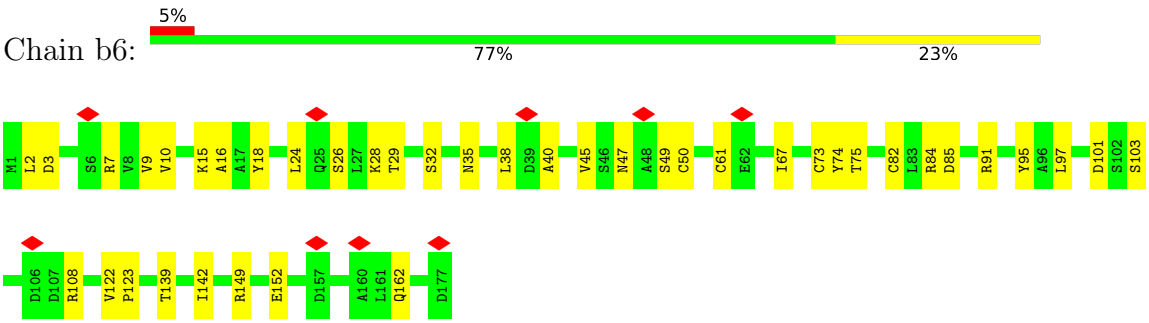

• Molecule 11: R-phycoerythrin beta chain

Chain c6:



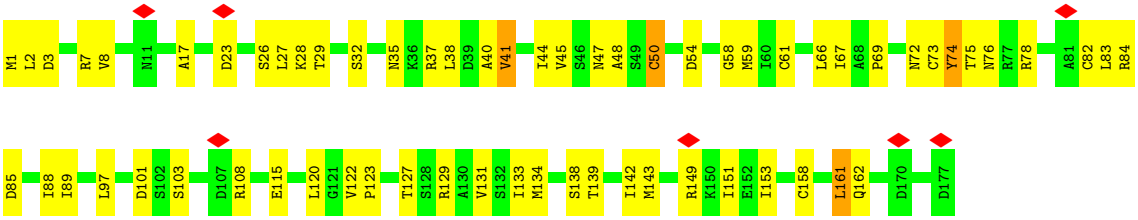

• Molecule 11: R-phycoerythrin beta chain

Chain d6:



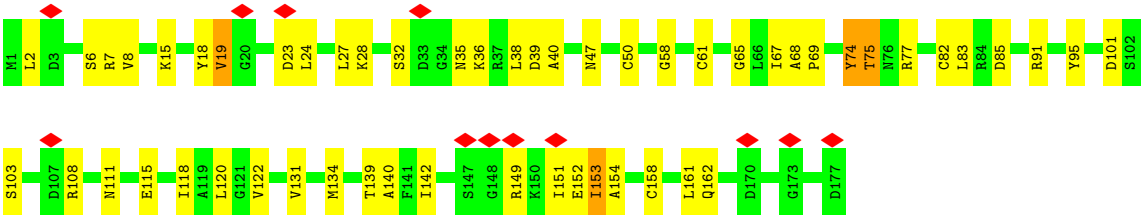

• Molecule 11: R-phycoerythrin beta chain

Chain e6:



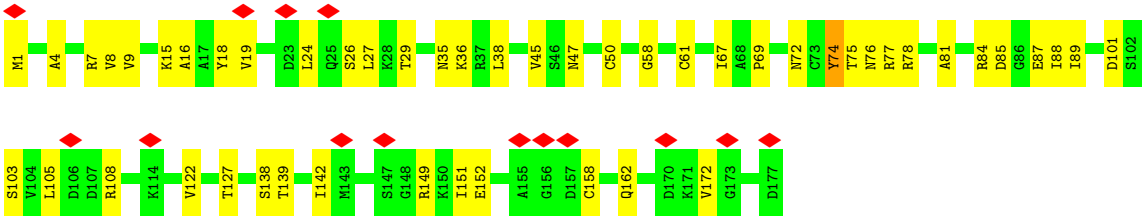

• Molecule 11: R-phycoerythrin beta chain

Chain l6:



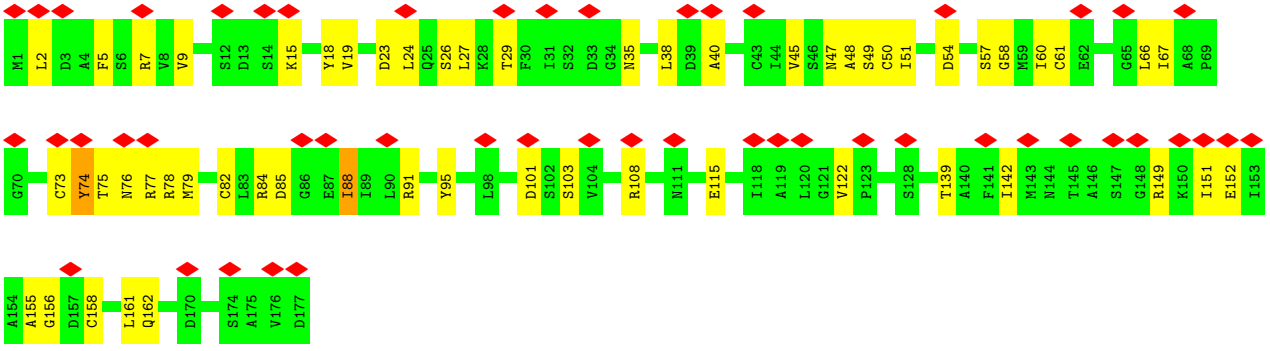

• Molecule 11: R-phycoerythrin beta chain

Chain n6:



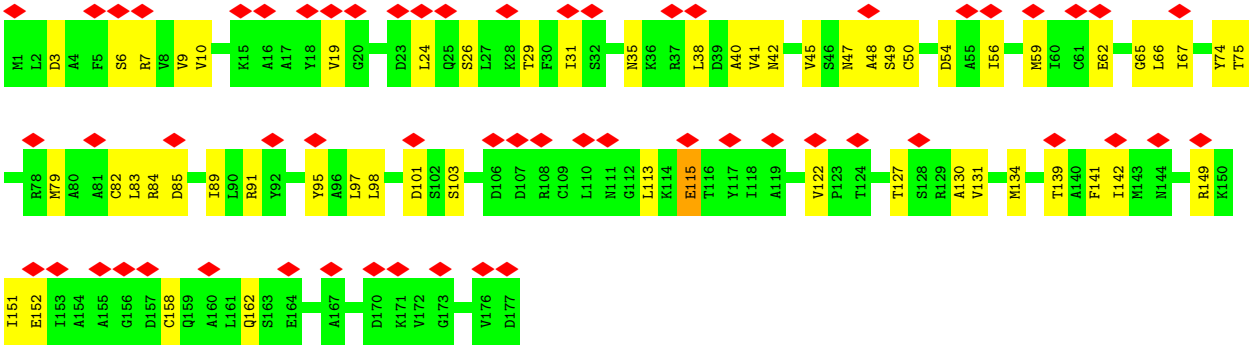

• Molecule 11: R-phycoerythrin beta chain

Chain p6:



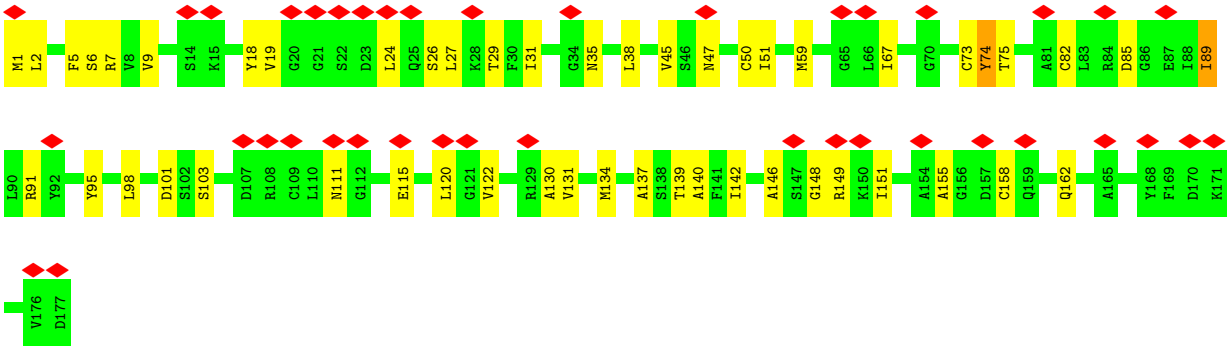

• Molecule 11: R-phycoerythrin beta chain

Chain r6:



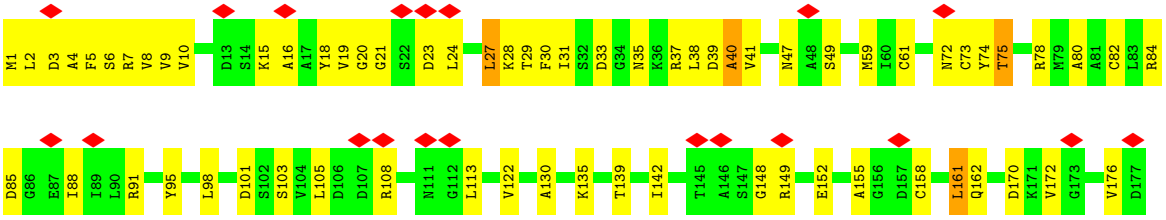

• Molecule 11: R-phycoerythrin beta chain

Chain t6:



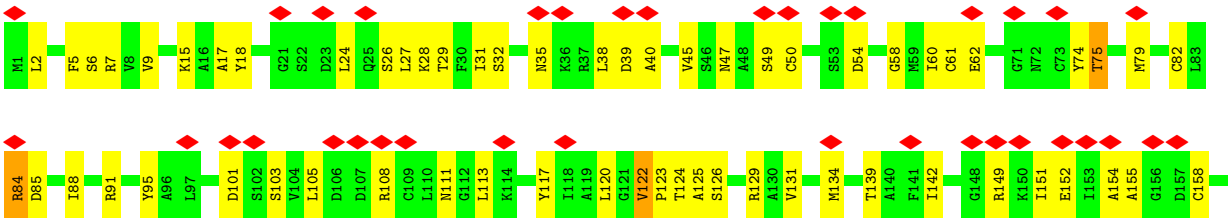

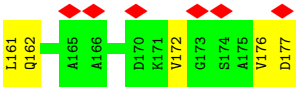

• Molecule 11: R-phycoerythrin beta chain

Chain v6:



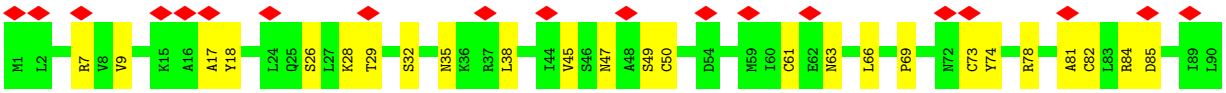

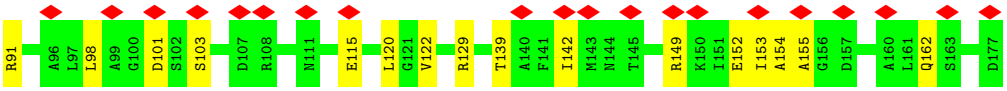

• Molecule 11: R-phycoerythrin beta chain

Chain x6:

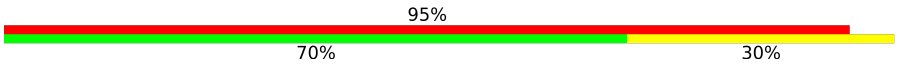

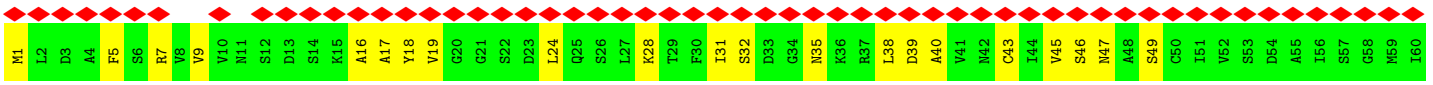

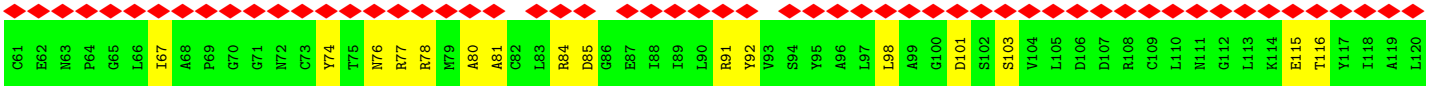

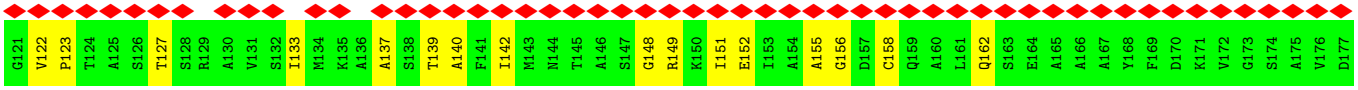

• Molecule 11: R-phycoerythrin beta chain

Chain y6:

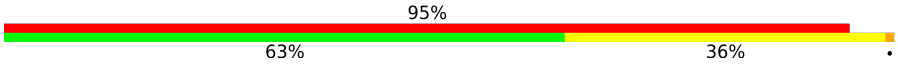

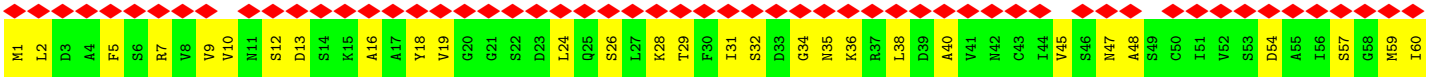

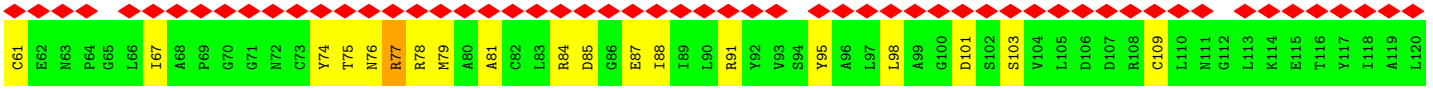

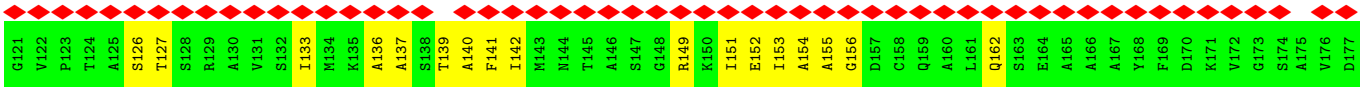

• Molecule 11: R-phycoerythrin beta chain

Chain z6:

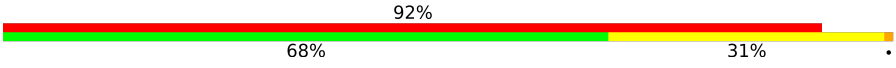

M1 L2 D3 A4 F5 S6 R7 V8 V9 V10 N11 S12 D13 S14 K15 A16 A17 Y18 V19 G20 G21 S22 D23 L24 Q25 S26 L27 K28 T29 F30 I31 S32 D33 G34 N35 K36 R37 L38 D39 A40 V41 N42 C43 I44 V45 S46 N47 A48 S49 C50 I51 V52 S53 D54 A55 I56 S57 G58 M59 I60

C61 E62 N63 P64 G65 L66 I67 A68 P69 G70 G71 N72 C73 Y74 T75 N76 R77 R78 M79 A80 A81 C82 L83 R84 D85 G86 E87 I88 I89 L90 R91 Y92 V93 S94 Y95 A96 L97 L98 A99 G100 D101 S102 S103 V104 L105 D106 D107 R108 C109 L110 N111 G112 L113 K114 E115 T116 Y117 I118 A119 L120

G121 V122 P123 T124 A125 S126 T127 S128 R129 A130 V131 S132 I133 M134 K135 A136 A137 S138 T139 A140 F141 I142 M143 N144 T145 A146 S147 G148 R149 K150 I151 E152 I153 A154 A155 G156 D157 C158 Q159 A160 L161 Q162 S163 E164 A165 A166 A167 Y168 F169 D170 K171 V172 G173 S174 A175 V176 D177

• Molecule 11: R-phycoerythrin beta chain

Chain n8:

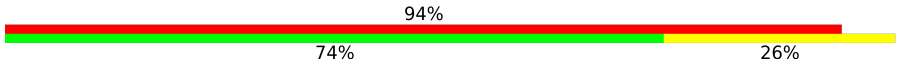

M1 L2 D3 A4 F5 S6 R7 V8 V9 V10 N11 S12 D13 S14 K15 A16 A17 Y18 V19 G20 G21 S22 D23 L24 Q25 S26 L27 K28 T29 F30 I31 S32 D33 G34 N35 K36 R37 L38 D39 A40 V41 N42 C43 I44 V45 S46 N47 A48 S49 C50 I51 V52 S53 D54 A55 I56 S57 G58 M59 I60

C61 E62 N63 P64 G65 L66 I67 A68 P69 G70 G71 N72 C73 Y74 T75 N76 R77 R78 M79 A80 A81 C82 L83 R84 D85 G86 E87 I88 I89 L90 R91 Y92 V93 S94 Y95 A96 L97 L98 A99 G100 D101 S102 S103 V104 L105 D106 D107 R108 C109 L110 N111 G112 L113 K114 E115 T116 Y117 I118 A119 L120

G121 V122 P123 T124 A125 S126 T127 A130 V131 S132 I133 M134 K135 A136 A137 S138 T139 A140 F141 I142 M143 N144 T145 A146 S147 G148 R149 K150 I151 E152 I153 A154 A155 G156 D157 C158 Q159 A160 L161 Q162 S163 E164 A165 A166 A167 Y168 F169 D170 K171 V172 G173 S174 A175 V176 D177

• Molecule 11: R-phycoerythrin beta chain

Chain o8:

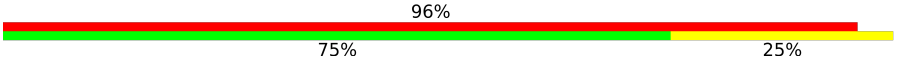

M1 L2 D3 A4 F5 S6 R7 V8 V9 V10 N11 S12 D13 S14 K15 A16 A17 Y18 V19 G20 G21 S22 D23 L24 Q25 S26 L27 K28 T29 F30 I31 S32 D33 G34 N35 K36 R37 L38 D39 A40 V41 N42 C43 I44 V45 S46 N47 A48 S49 C50 I51 V52 S53 D54 A55 I56 S57 G58 M59 I60

C61 E62 N63 P64 G65 L66 I67 A68 P69 G70 G71 N72 C73 Y74 T75 N76 R77 R78 M79 A80 A81 C82 L83 R84 D85 G86 E87 I88 I89 L90 R91 Y92 V93 S94 Y95 A96 L97 L98 A99 G100 D101 S102 S103 V104 L105 D106 D107 R108 C109 L110 N111 G112 L113 K114 E115 T116 Y117 I118 A119 L120

G121 V122 P123 T124 A125 S126 T127 S128 R129 A130 V131 S132 I133 M134 K135 A136 A137 S138 T139 A140 F141 I142 T145 A146 S147 G148 R149 K150 I151 E152 I153 A154 A155 G156 D157 C158 Q159 A160 L161 Q162 S163 E164 A165 A166 A167 Y168 F169 D170 K171 V172 G173 S174 A175 V176 D177

• Molecule 11: R-phycoerythrin beta chain

Chain p8:

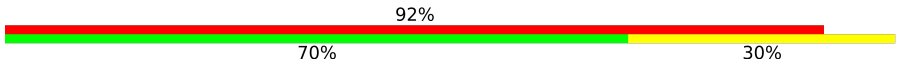

M1 L2 D3 A4 F5 S6 R7 V8 V9 V10 N11 S12 D13 S14 K15 A16 A17 Y18 V19 G20 G21 S22 D23 L24 Q25 S26 L27 K28 T29 F30 I31 S32 D33 G34 N35 K36 R37 L38 D39 A40 V41 N42 C43 I44 V45 S46 N47 A48 S49 C50 I51 V52 S53 D54 A55 I56 S57 G58 M59 I60

C61 E62 N63 P64 G65 L66 I67 A68 P69 G70 G71 N72 C73 Y74 T75 N76 R77 R78 M79 A80 A81 C82 L83 R84 D85 G86 E87 I88 I89 L90 R91 Y92 V93 S94 Y95 A96 L97 L98 A99 G100 D101 S102 S103 V104 L105 D106 D107 R108 C109 L110 N111 G112 L113 K114 E115 T116 Y117 I118 A119 L120

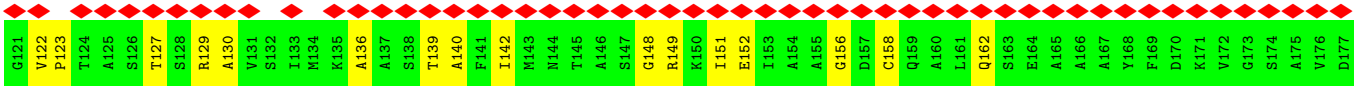

• Molecule 11: R-phycoerythrin beta chain

Chain B7:



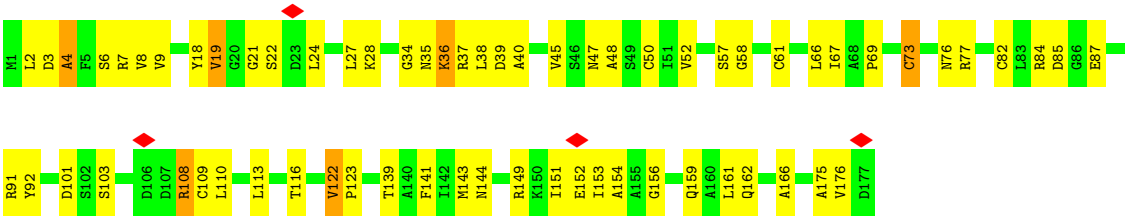

• Molecule 11: R-phycoerythrin beta chain

Chain D7:



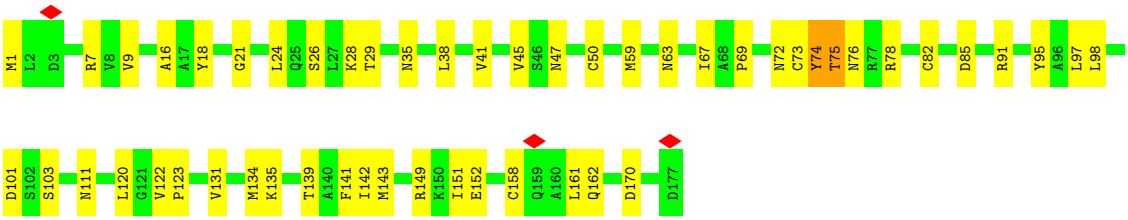

• Molecule 11: R-phycoerythrin beta chain

Chain F7:



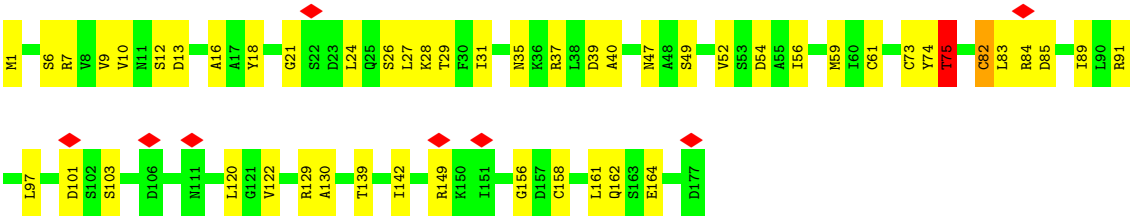

• Molecule 11: R-phycoerythrin beta chain

Chain H7:



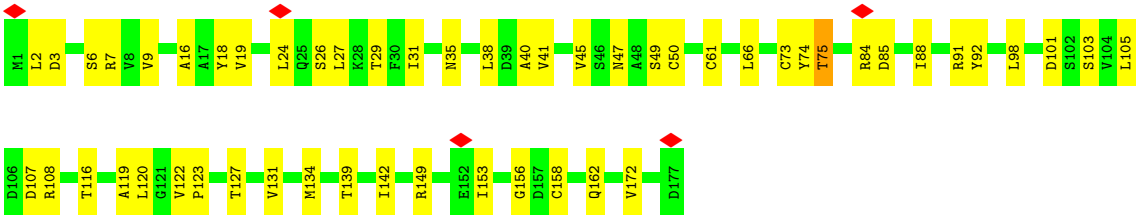

• Molecule 11: R-phycoerythrin beta chain

Chain J7:

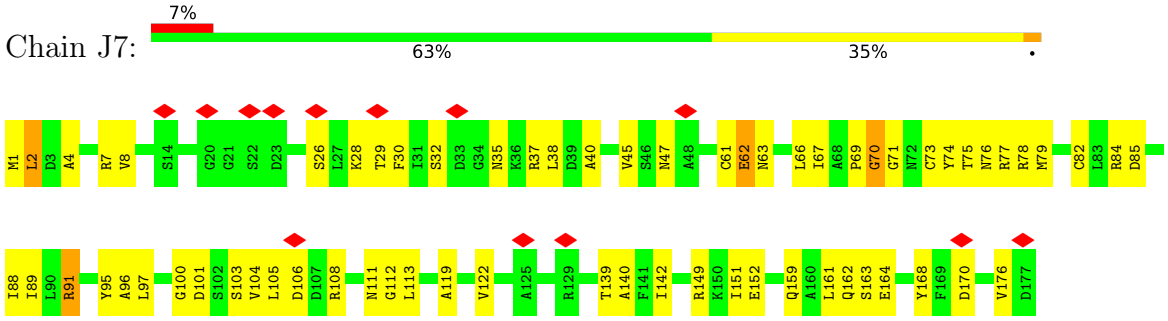

• Molecule 11: R-phycoerythrin beta chain

Chain L7:

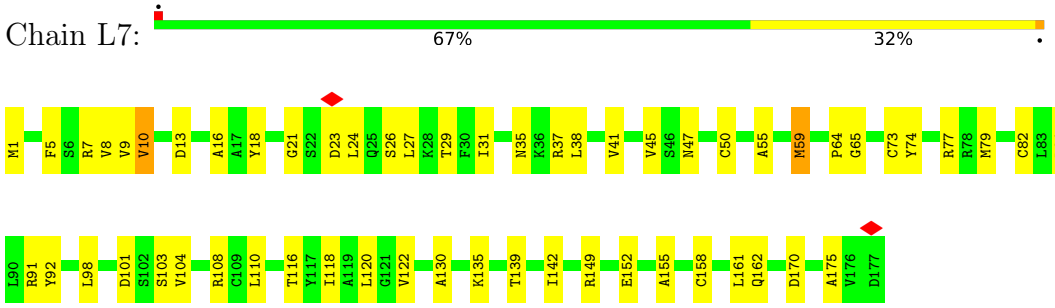

• Molecule 11: R-phycoerythrin beta chain

Chain N7:

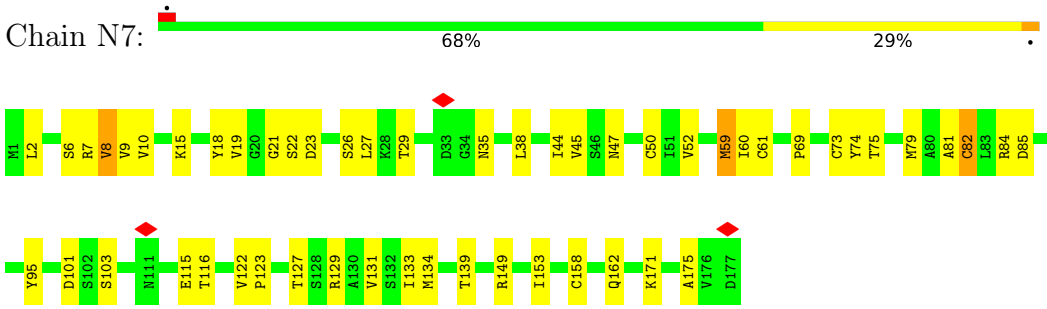

• Molecule 11: R-phycoerythrin beta chain

Chain P7:

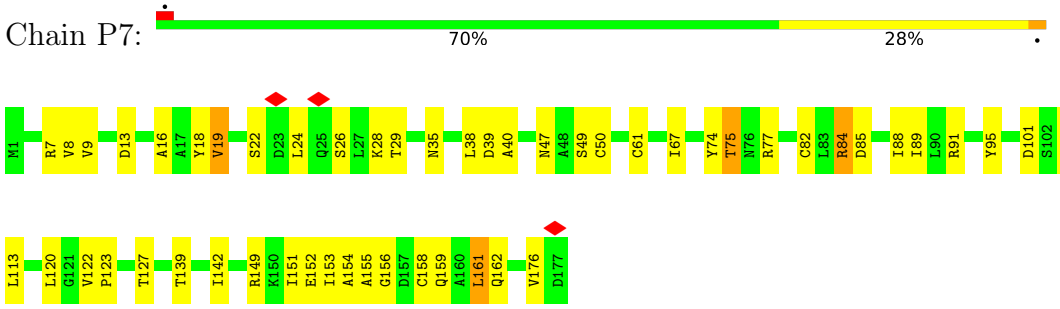

• Molecule 11: R-phycoerythrin beta chain

Chain R7:

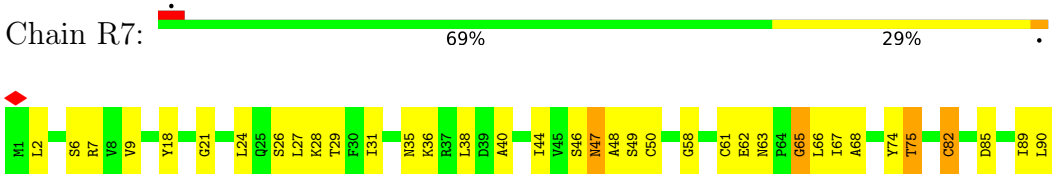

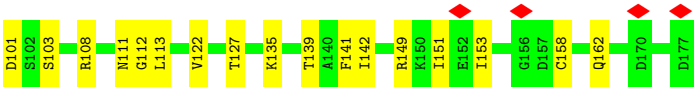

• Molecule 11: R-phycoerythrin beta chain

Chain T7:



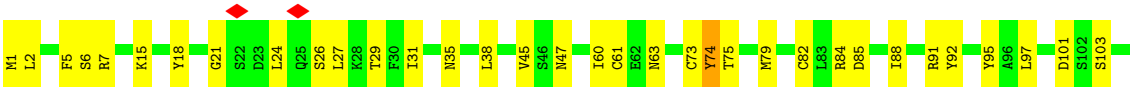

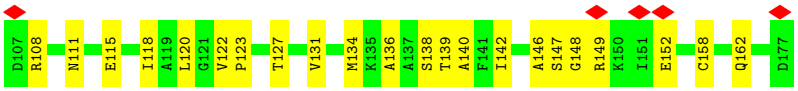

• Molecule 11: R-phycoerythrin beta chain

Chain V7:



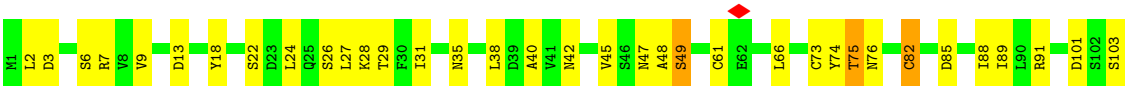



• Molecule 11: R-phycoerythrin beta chain

Chain X7:



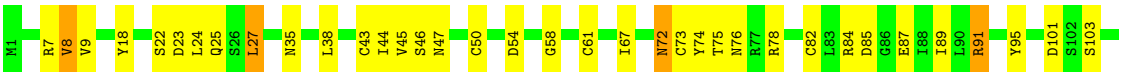

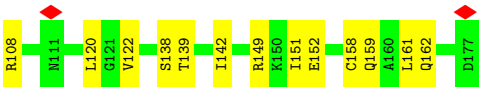

• Molecule 11: R-phycoerythrin beta chain

Chain Z7:



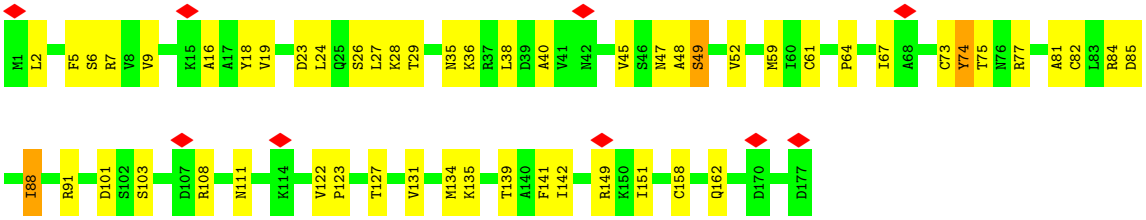

• Molecule 11: R-phycoerythrin beta chain

Chain a7:

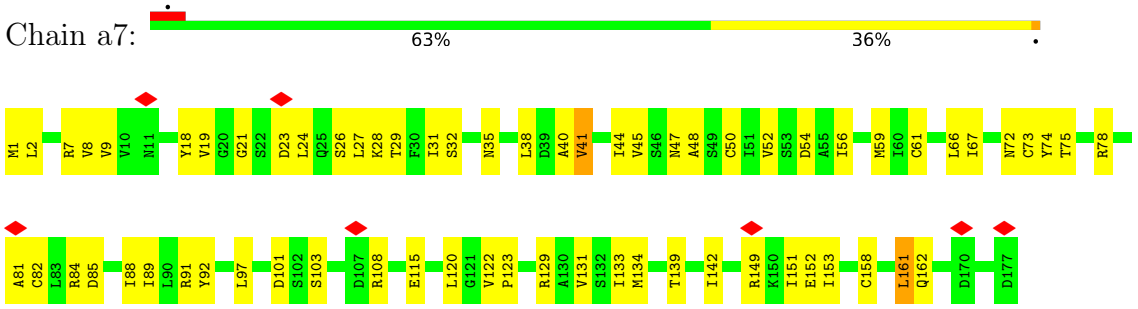

• Molecule 11: R-phycoerythrin beta chain

Chain b7:

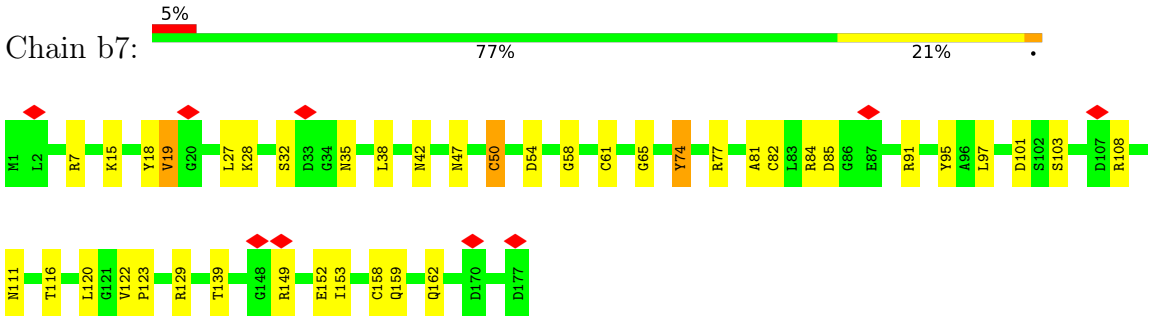

• Molecule 11: R-phycoerythrin beta chain

Chain c7:

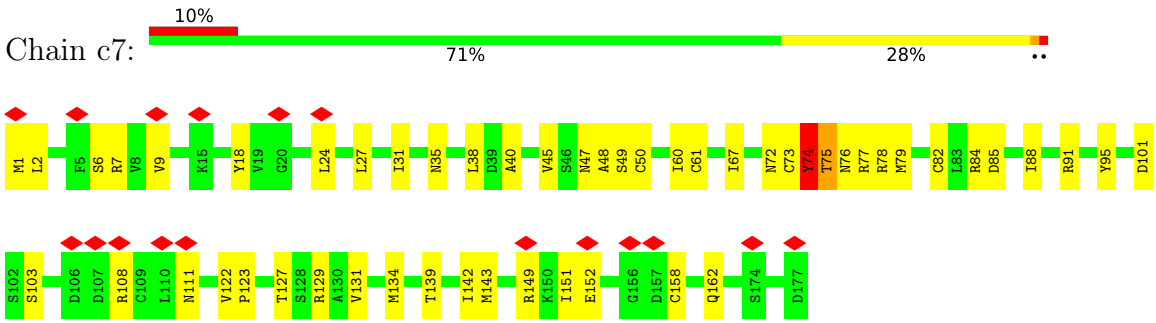

• Molecule 11: R-phycoerythrin beta chain

Chain d7:

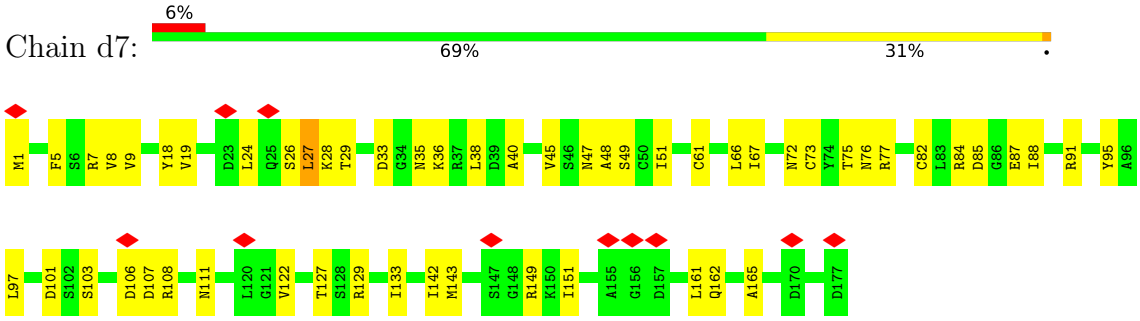

• Molecule 11: R-phycoerythrin beta chain

Chain e7:

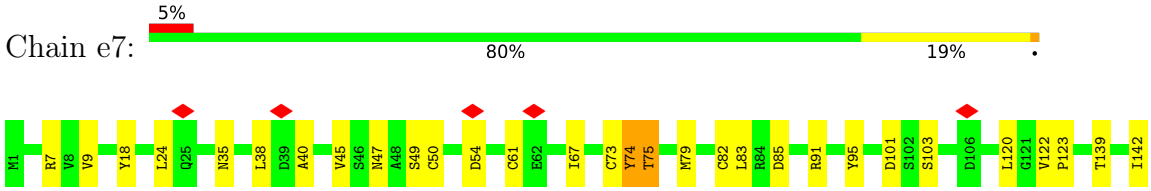

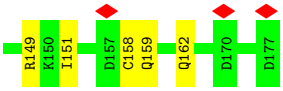

• Molecule 11: R-phycoerythrin beta chain

Chain l7:



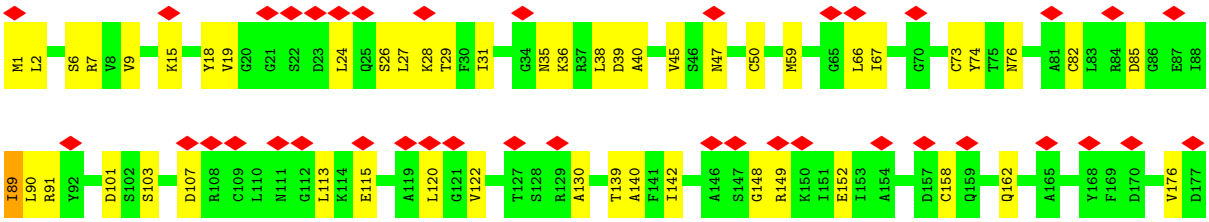

• Molecule 11: R-phycoerythrin beta chain

Chain n7:



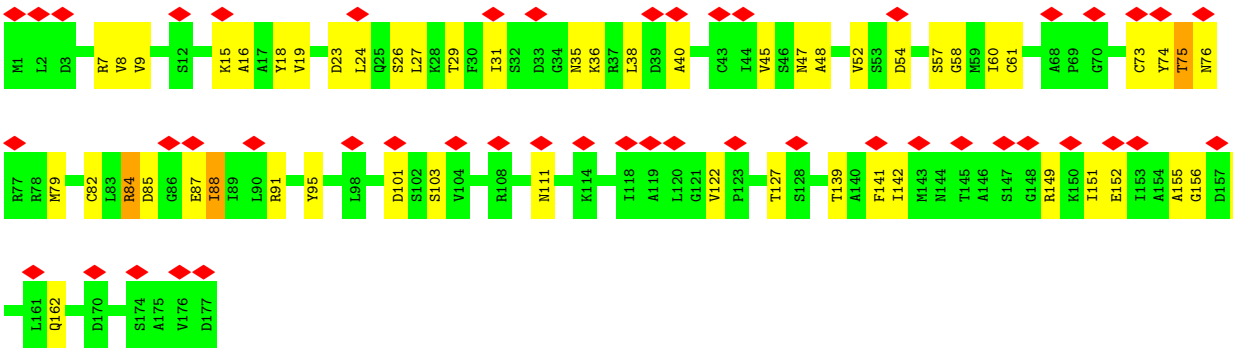

• Molecule 11: R-phycoerythrin beta chain

Chain p7:



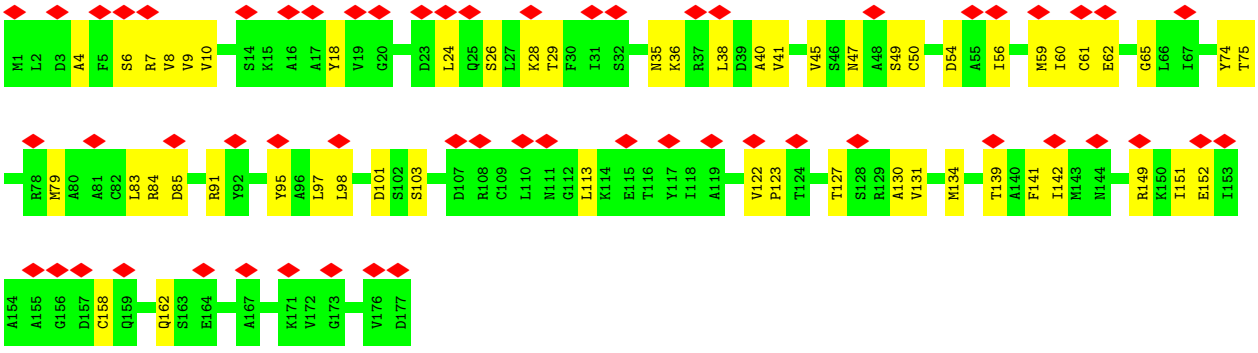

• Molecule 11: R-phycoerythrin beta chain

Chain r7:



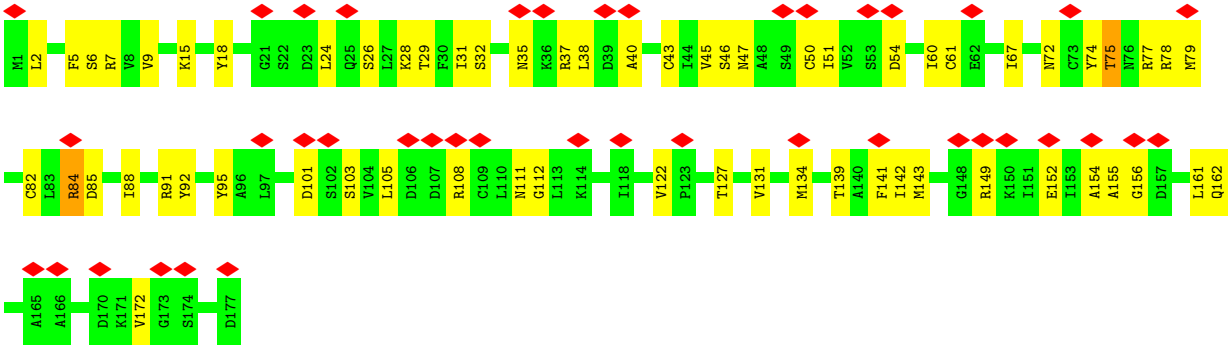

• Molecule 11: R-phycoerythrin beta chain

Chain t7:



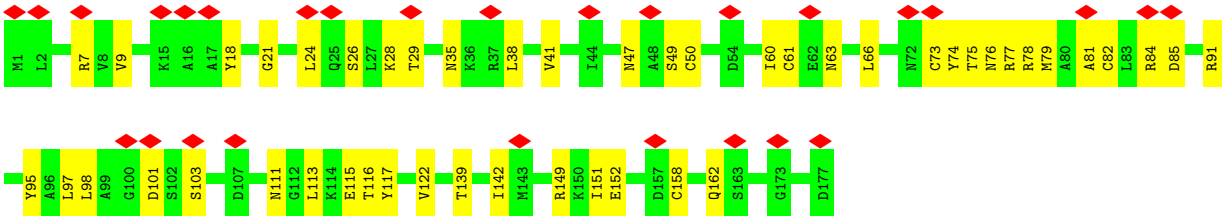

• Molecule 11: R-phycoerythrin beta chain

Chain v7:



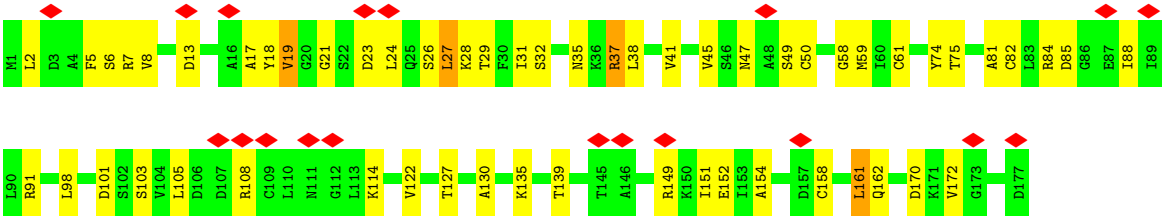

• Molecule 11: R-phycoerythrin beta chain

Chain x7:

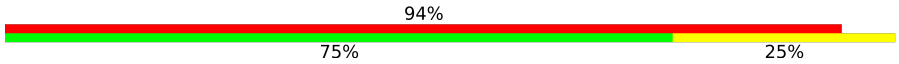

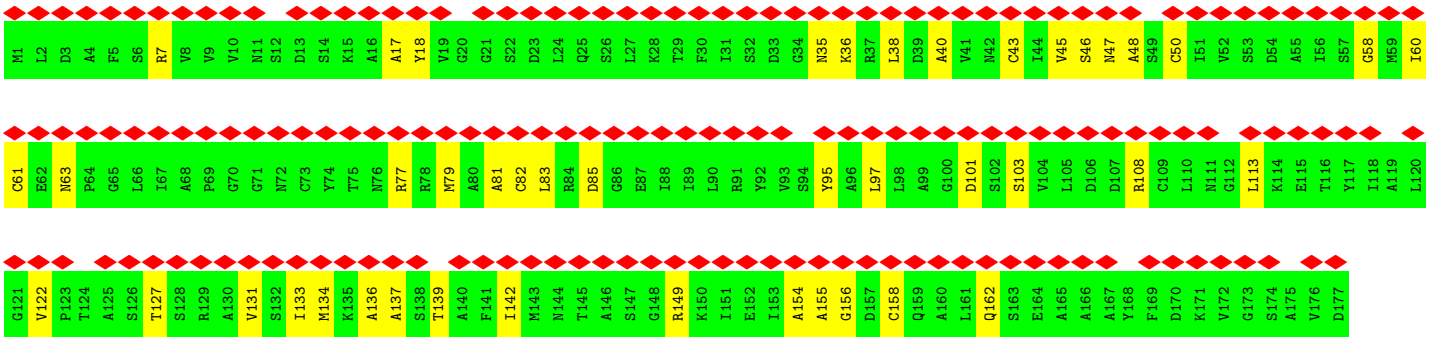

• Molecule 11: R-phycoerythrin beta chain

Chain y7:

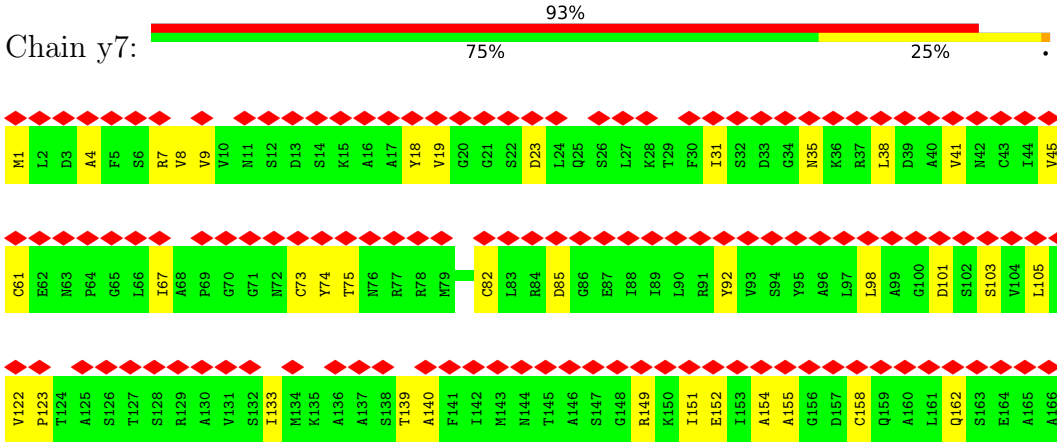

• Molecule 11: R-phycoerythrin beta chain

Chain z7:

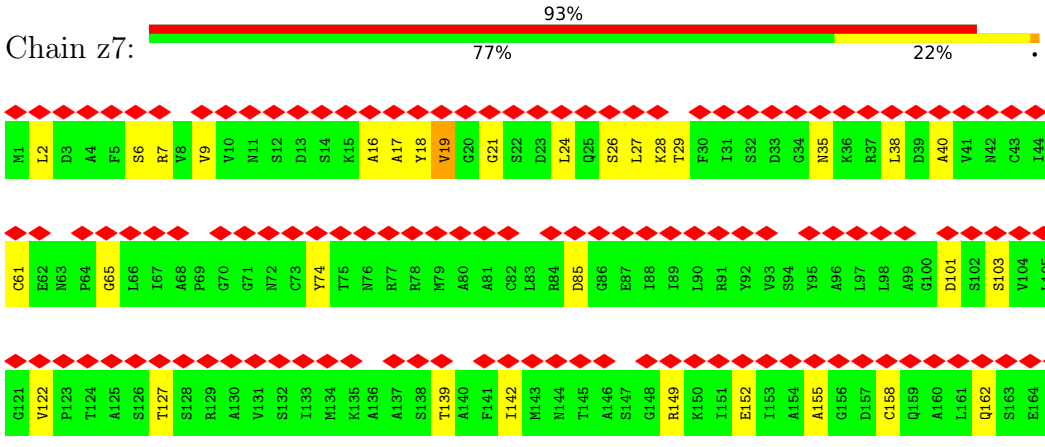

• Molecule 11: R-phycoerythrin beta chain

Chain w8:

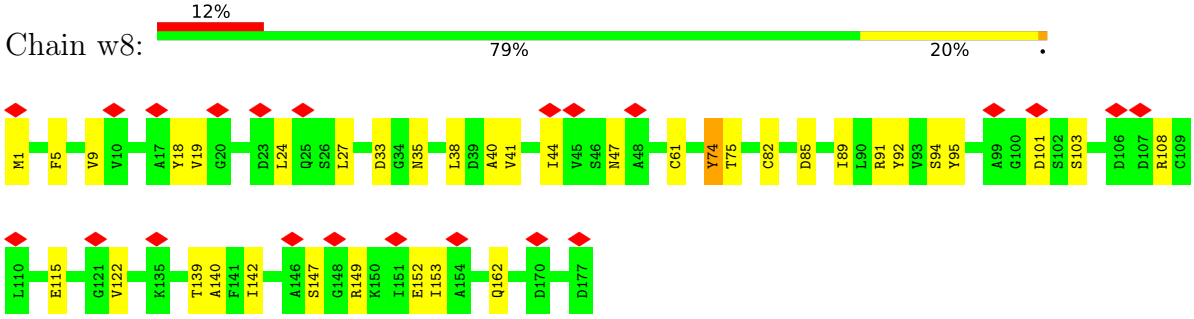

• Molecule 11: R-phycoerythrin beta chain

Chain y8:

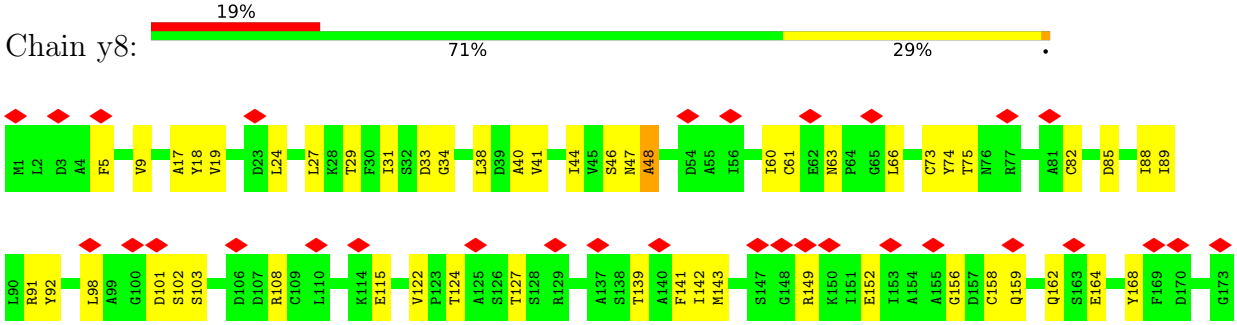



• Molecule 11: R-phycoerythrin beta chain

Chain A8:



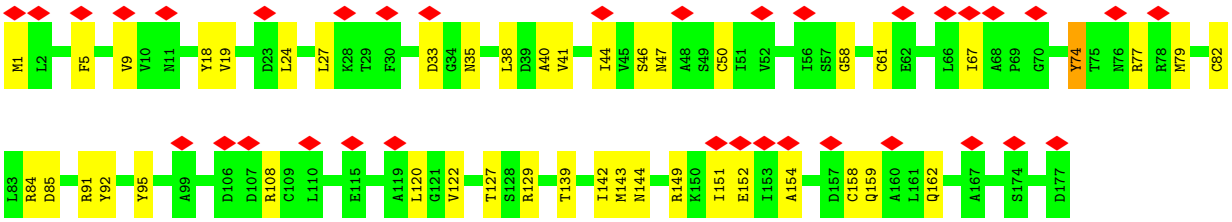

• Molecule 11: R-phycoerythrin beta chain

Chain C8:



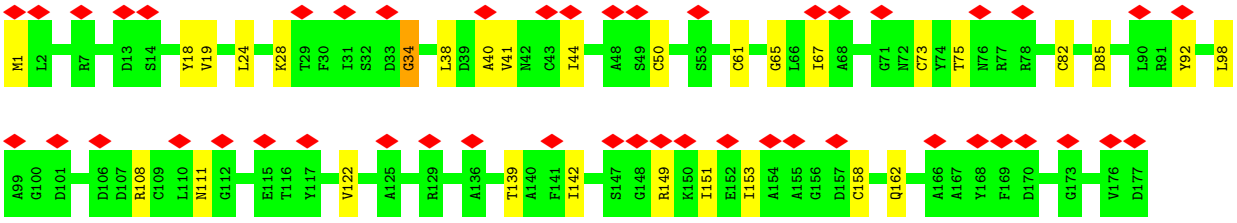

• Molecule 11: R-phycoerythrin beta chain

Chain E8:



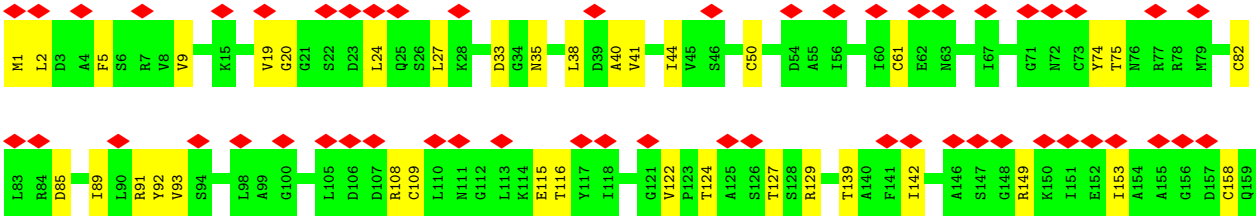

• Molecule 11: R-phycoerythrin beta chain

Chain G8:



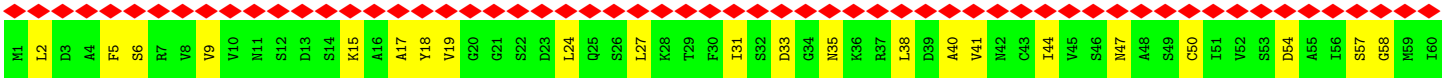

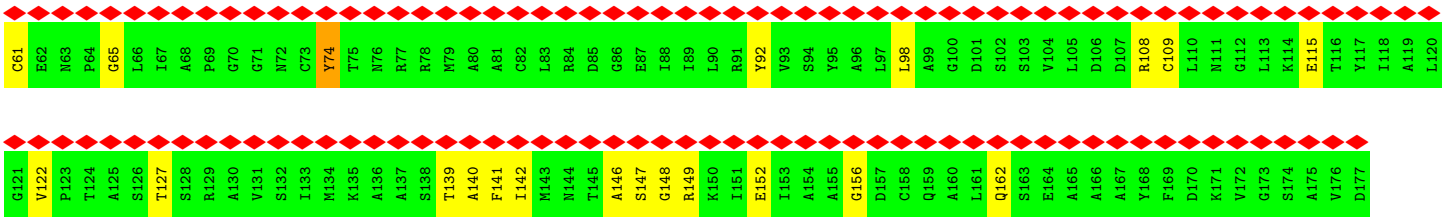

• Molecule 11: R-phycoerythrin beta chain

Chain I8:



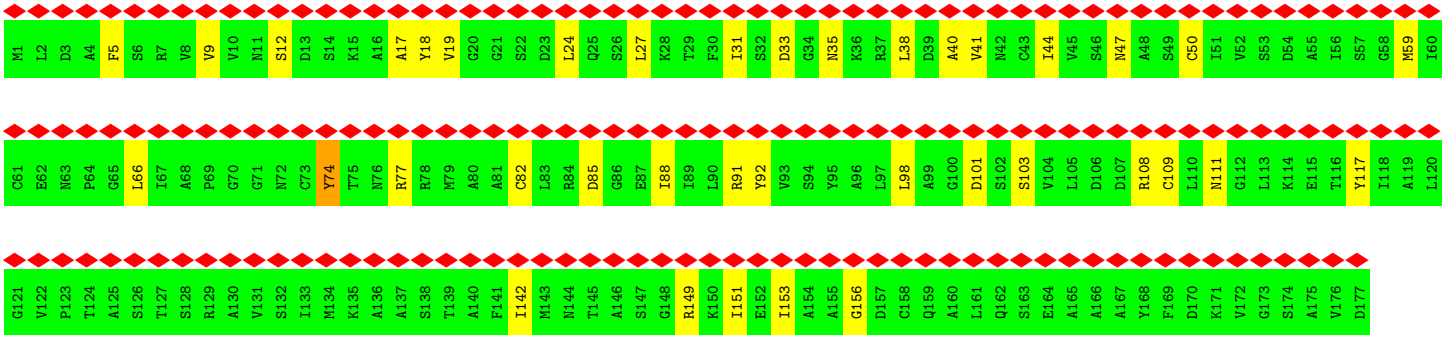

• Molecule 11: R-phycoerythrin beta chain

Chain K8:



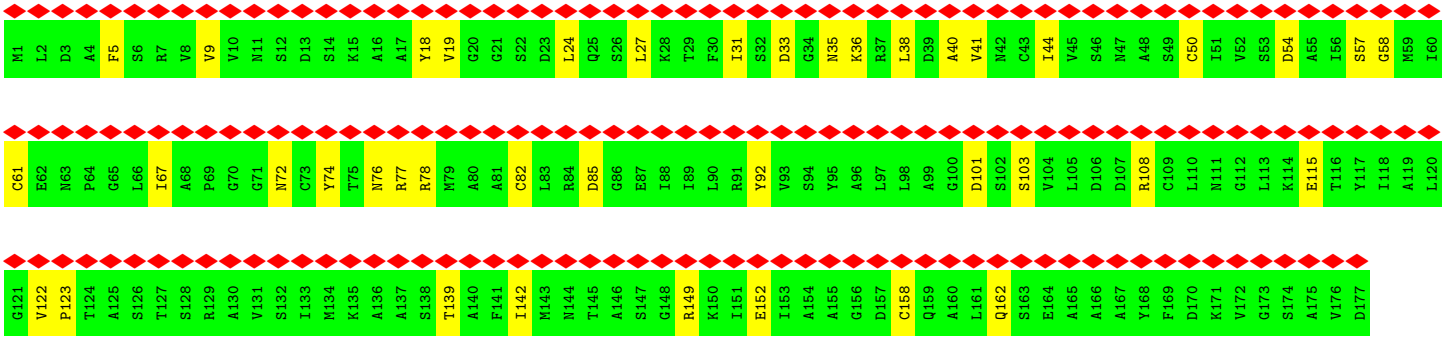

• Molecule 11: R-phycoerythrin beta chain

Chain M8:



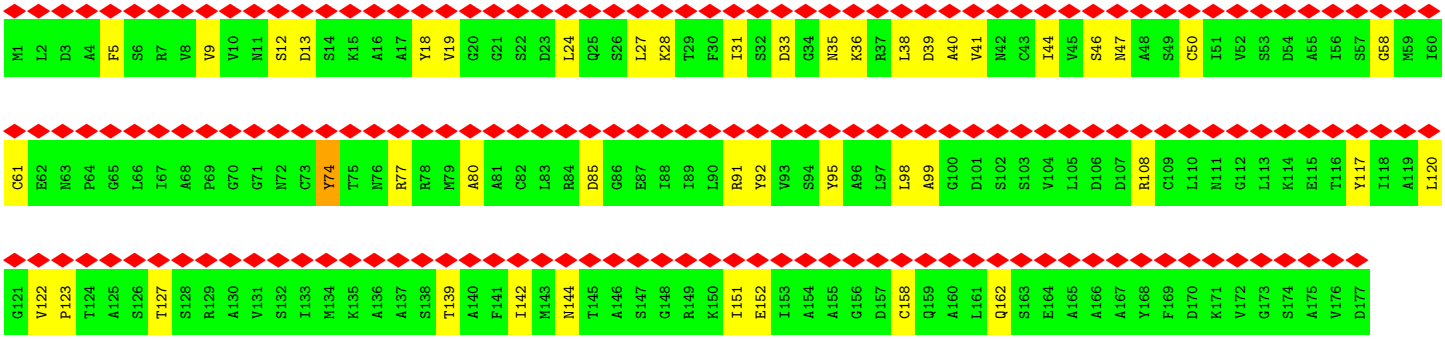

• Molecule 11: R-phycoerythrin beta chain

Chain O8:

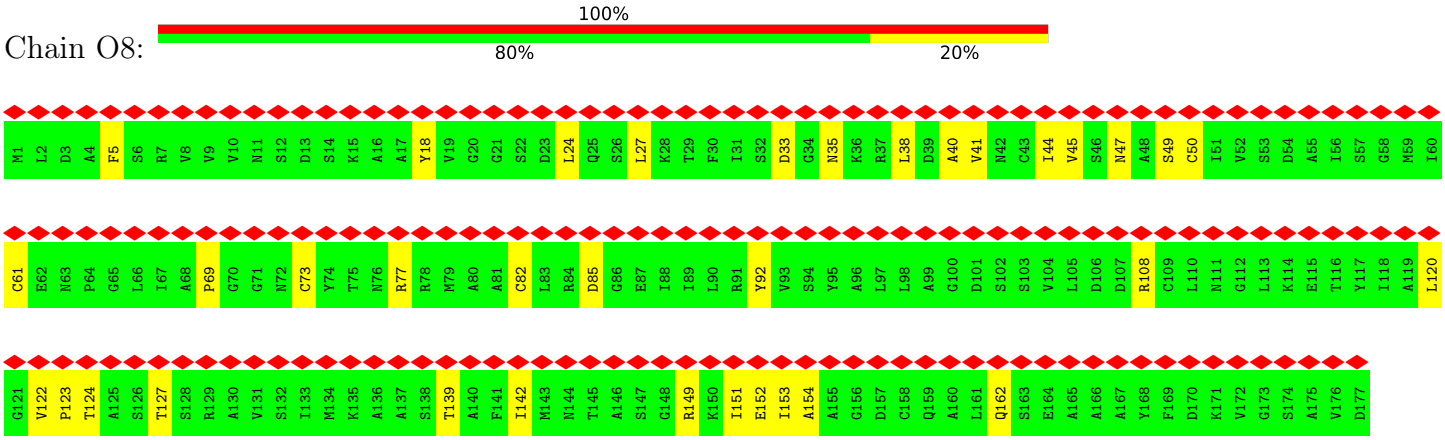

• Molecule 11: R-phycoerythrin beta chain

Chain Q8:

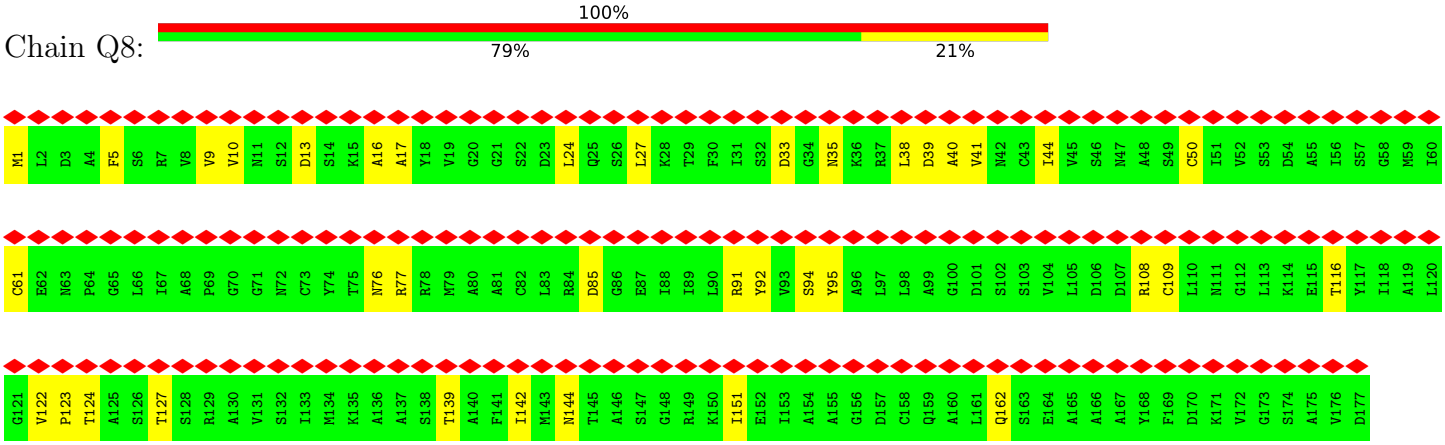

• Molecule 11: R-phycoerythrin beta chain

Chain n9:

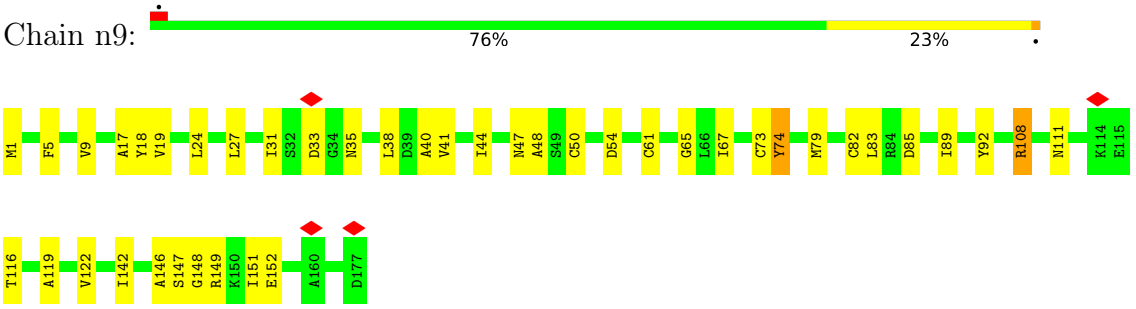

• Molecule 11: R-phycoerythrin beta chain

Chain p9:

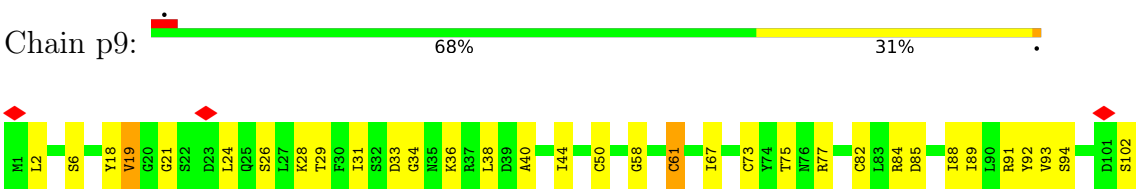

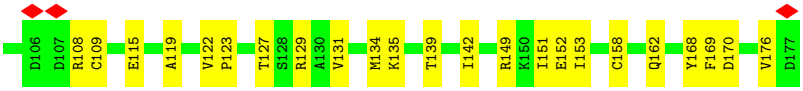

• Molecule 11: R-phycoerythrin beta chain

Chain r9:



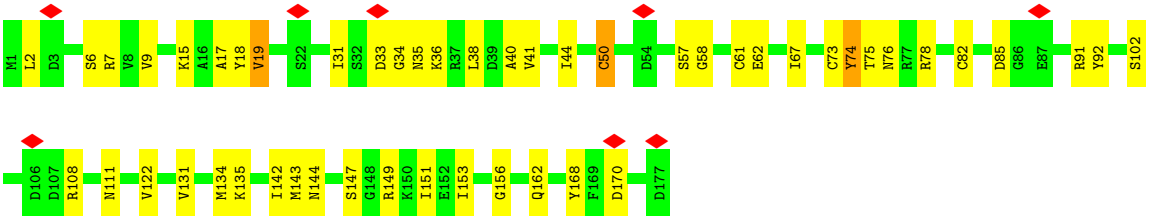

• Molecule 11: R-phycoerythrin beta chain

Chain t9:



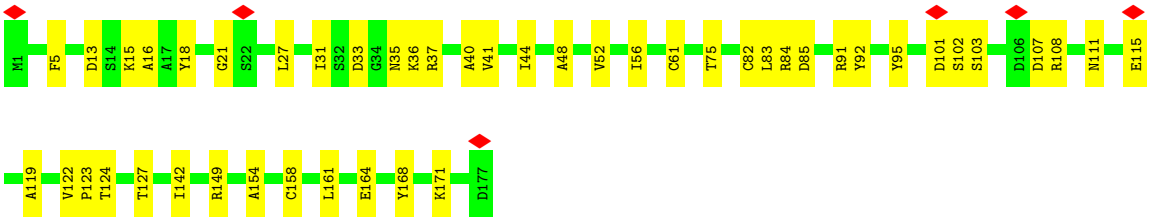

• Molecule 11: R-phycoerythrin beta chain

Chain v9:



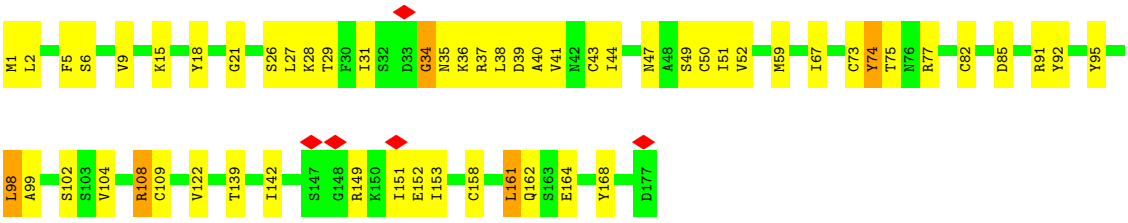

• Molecule 11: R-phycoerythrin beta chain

Chain x9:



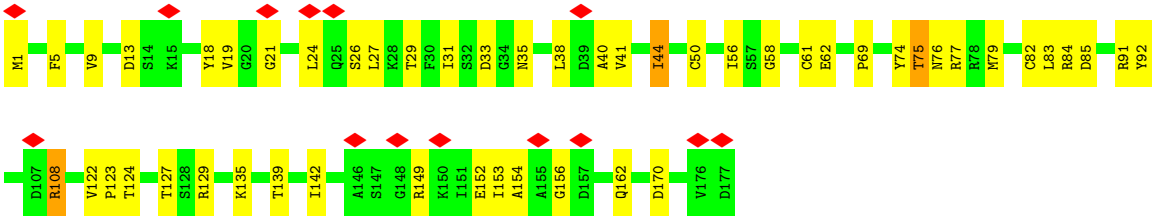

• Molecule 11: R-phycoerythrin beta chain

Chain z9:

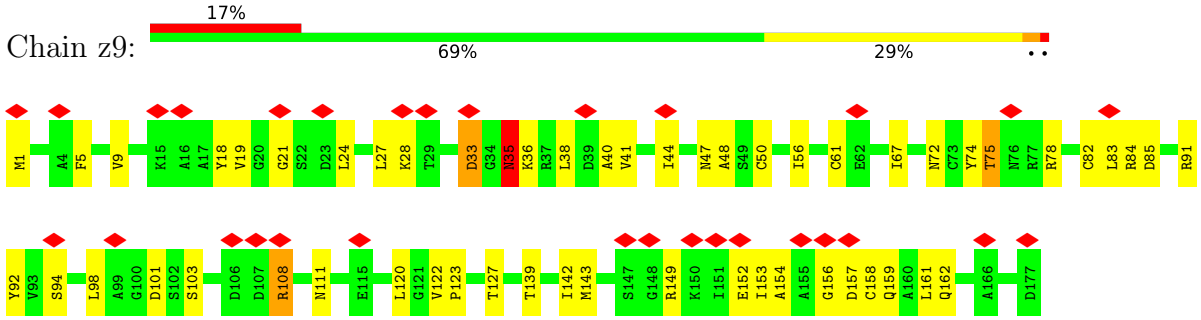

• Molecule 11: R-phycoerythrin beta chain

Chain B9:

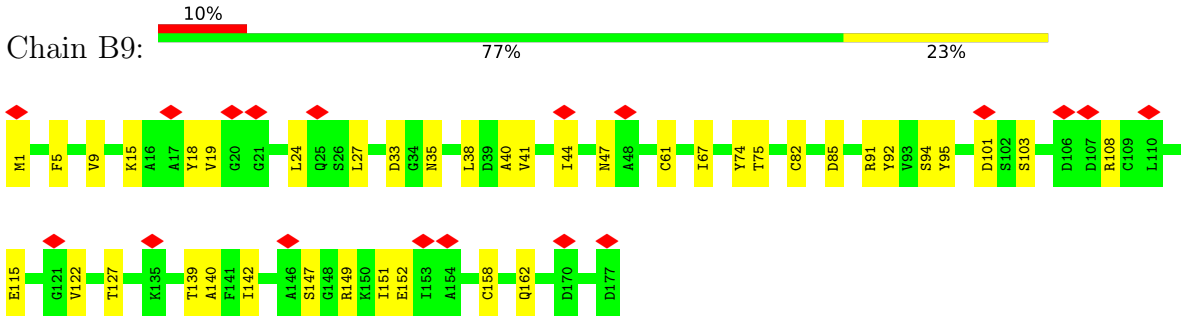

• Molecule 11: R-phycoerythrin beta chain

Chain D9:

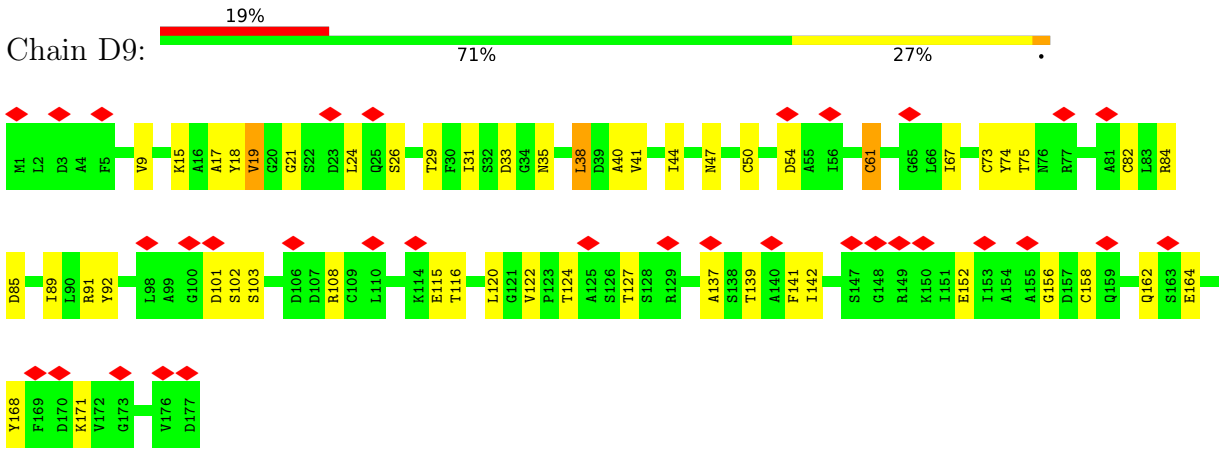

• Molecule 11: R-phycoerythrin beta chain

Chain F9:

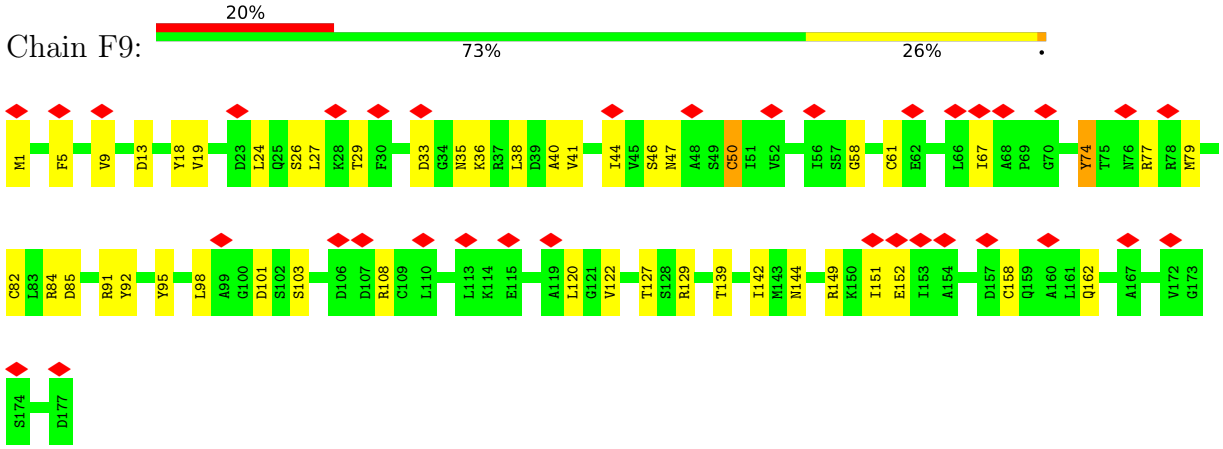

• Molecule 11: R-phycoerythrin beta chain

Chain H9:

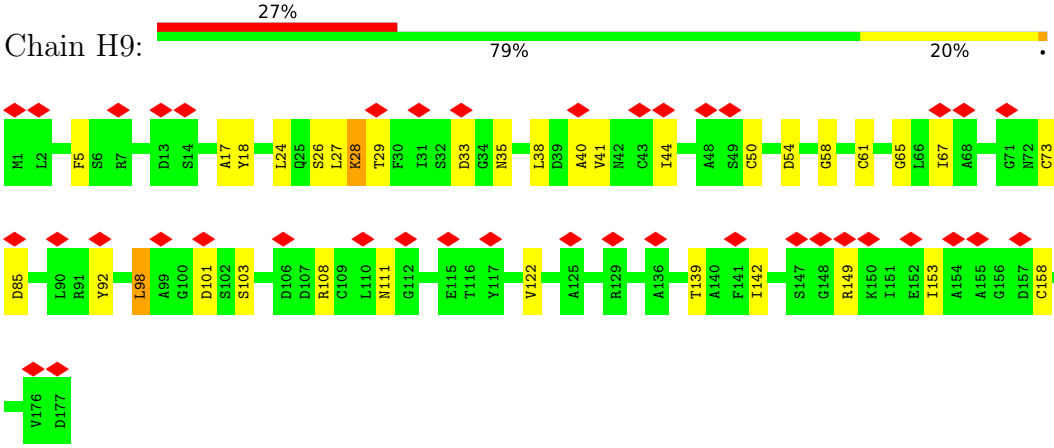

• Molecule 11: R-phycoerythrin beta chain

Chain J9:

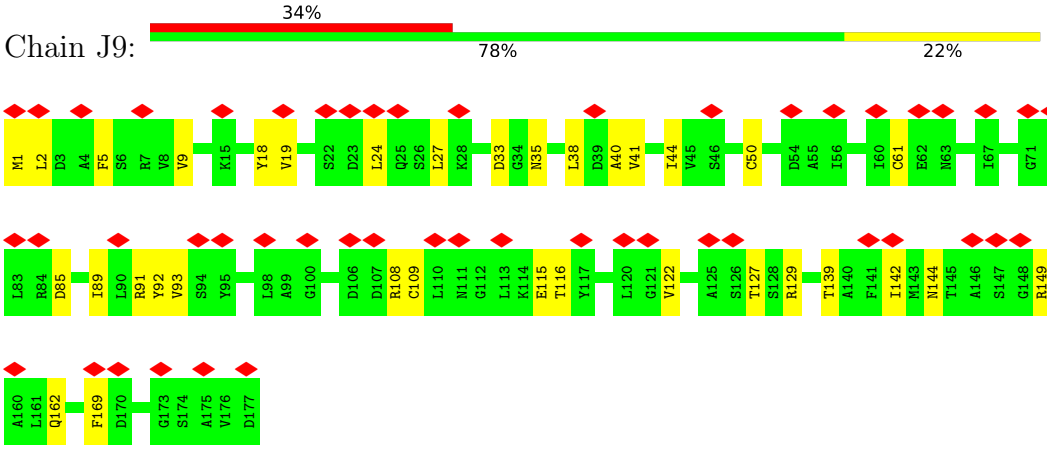

• Molecule 11: R-phycoerythrin beta chain

Chain L9:

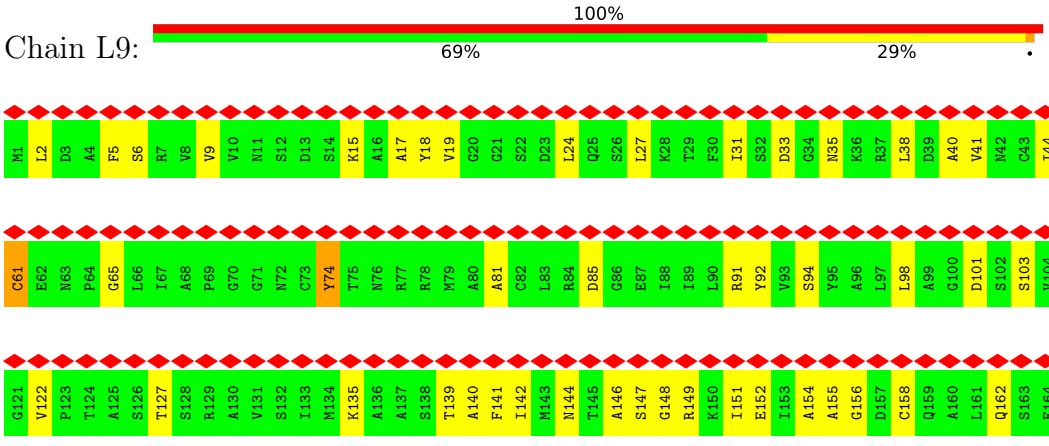

• Molecule 11: R-phycoerythrin beta chain

Chain N9:

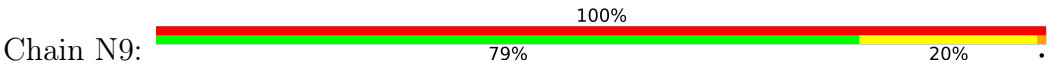

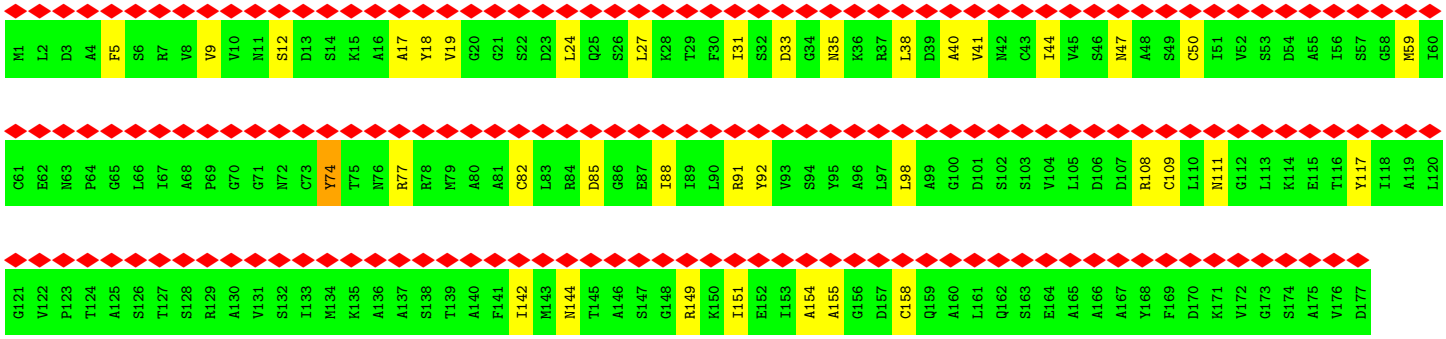

• Molecule 11: R-phycoerythrin beta chain

Chain P9:

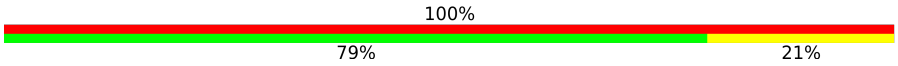

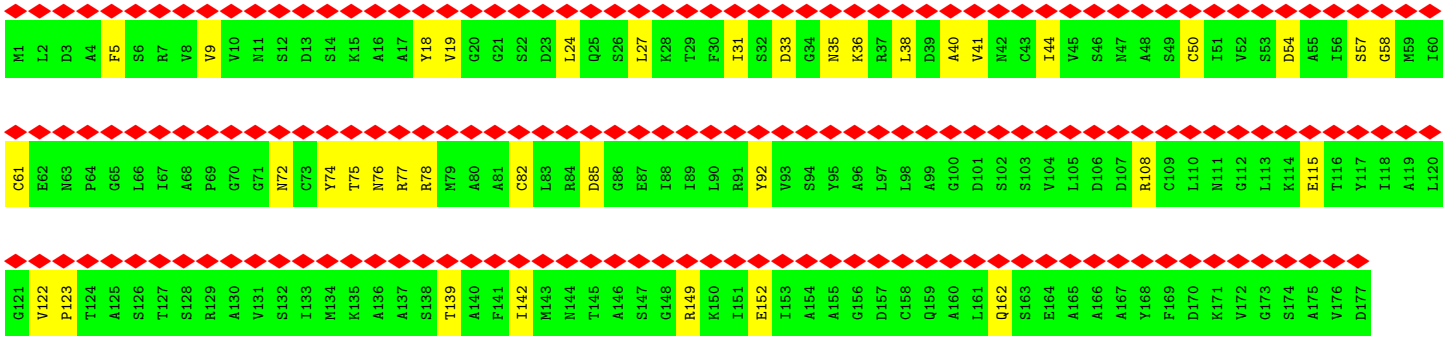

• Molecule 11: R-phycoerythrin beta chain

Chain R9:

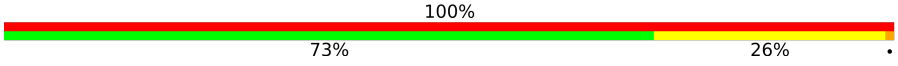

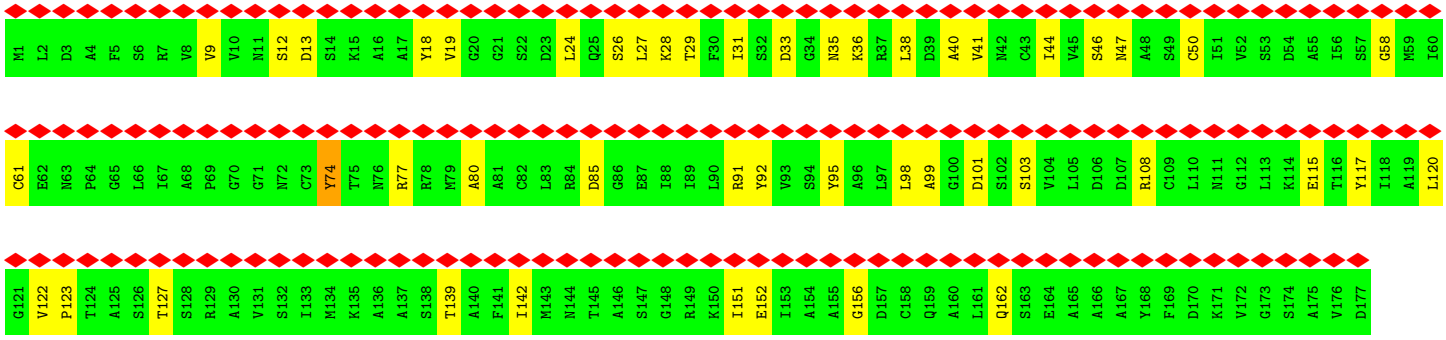

• Molecule 11: R-phycoerythrin beta chain

Chain T9:

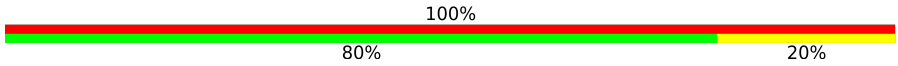

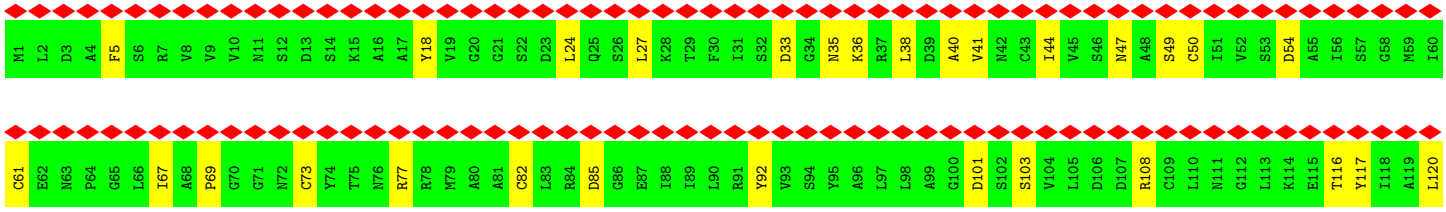

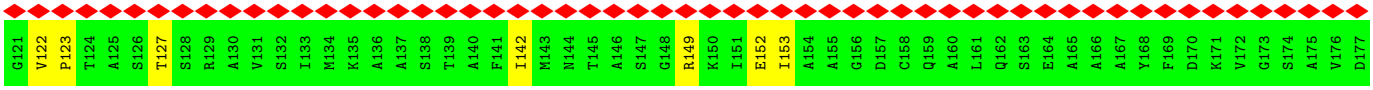

• Molecule 11: R-phycoerythrin beta chain

Chain V9:

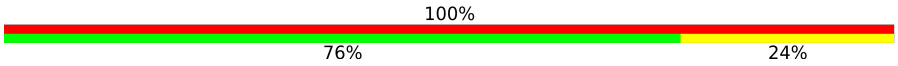

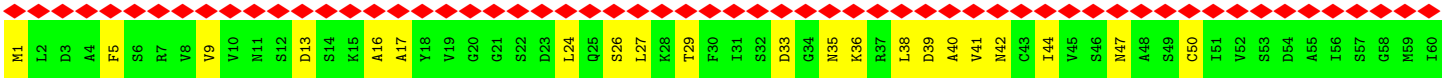

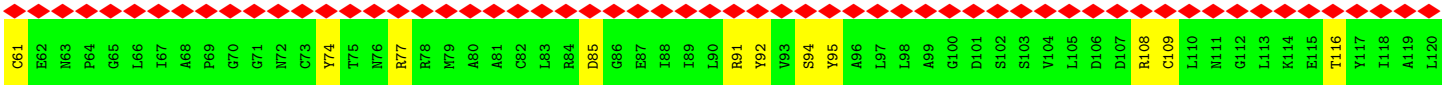

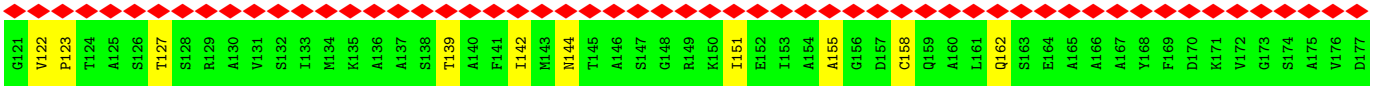

• Molecule 11: R-phycoerythrin beta chain

Chain an:



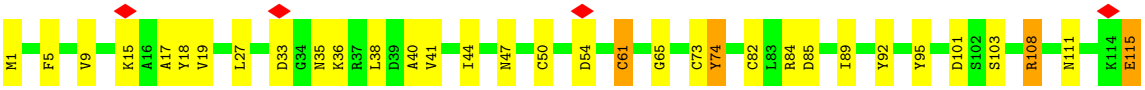



• Molecule 11: R-phycoerythrin beta chain

Chain ap:



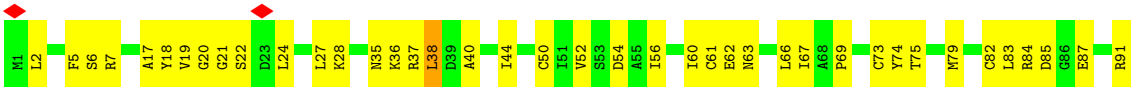



• Molecule 11: R-phycoerythrin beta chain

Chain ar:



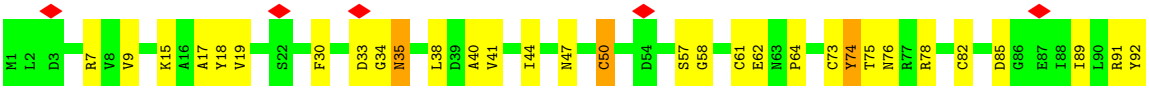

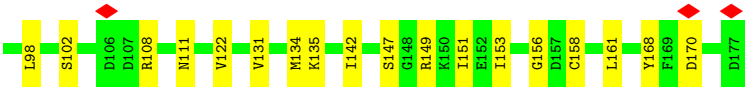

• Molecule 11: R-phycoerythrin beta chain

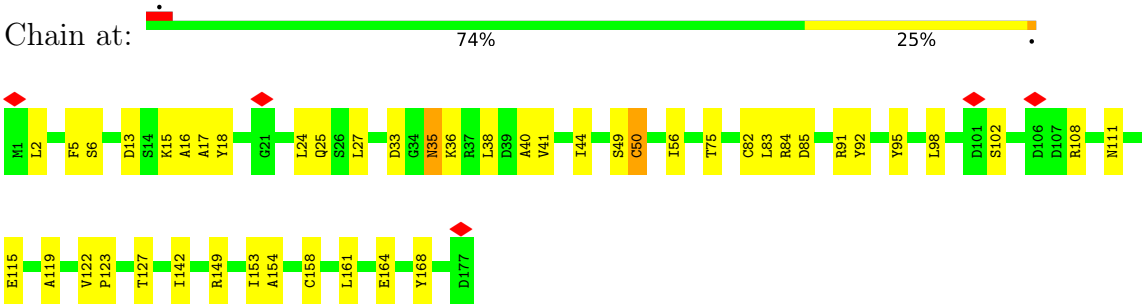

• Molecule 11: R-phycoerythrin beta chain

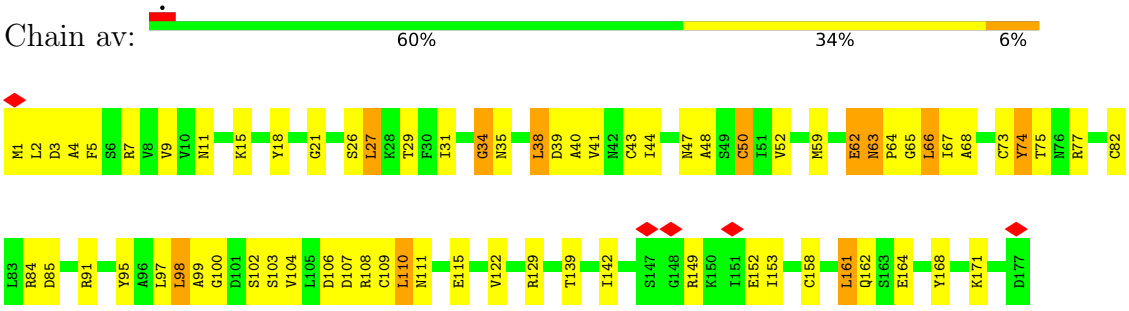

• Molecule 11: R-phycoerythrin beta chain

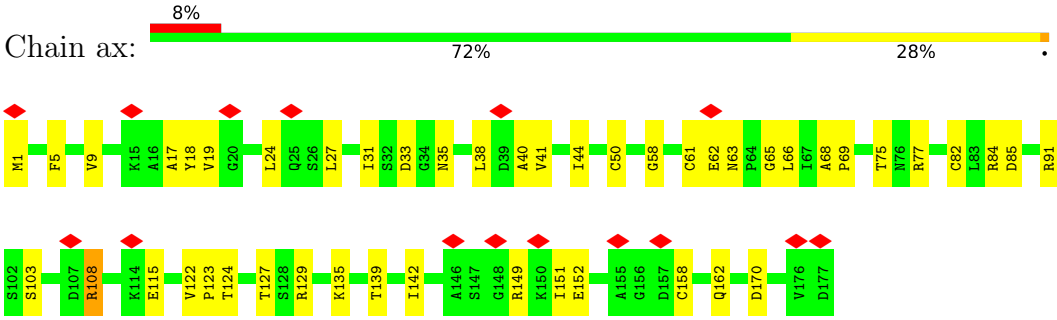

• Molecule 11: R-phycoerythrin beta chain

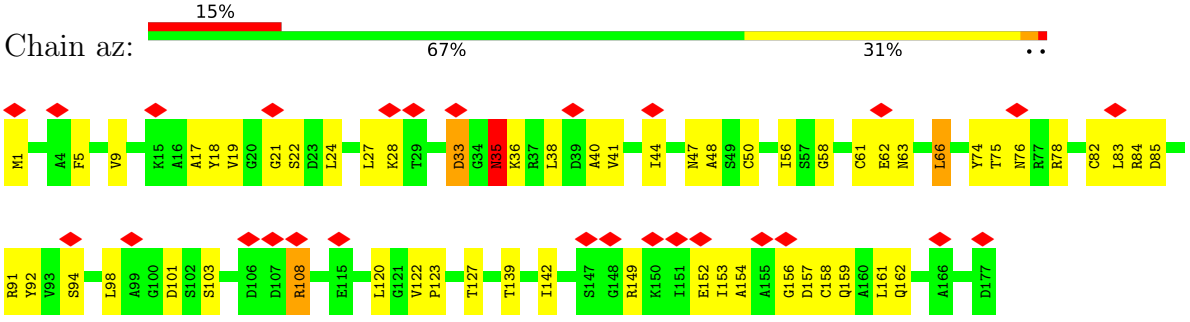

• Molecule 11: R-phycoerythrin beta chain

Chain aB:

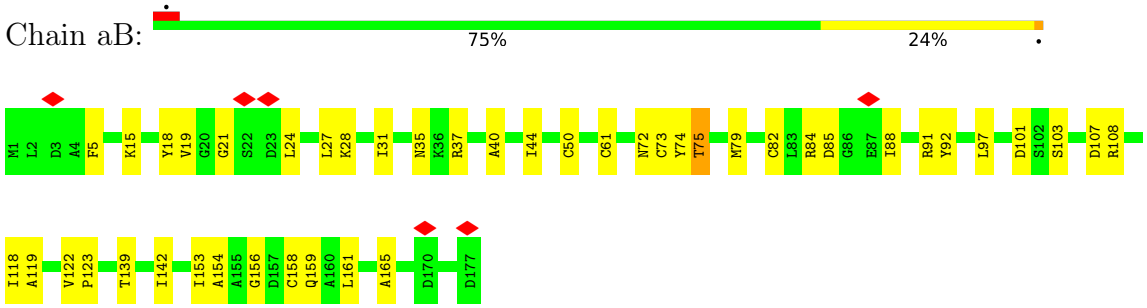

• Molecule 11: R-phycoerythrin beta chain

Chain aD:

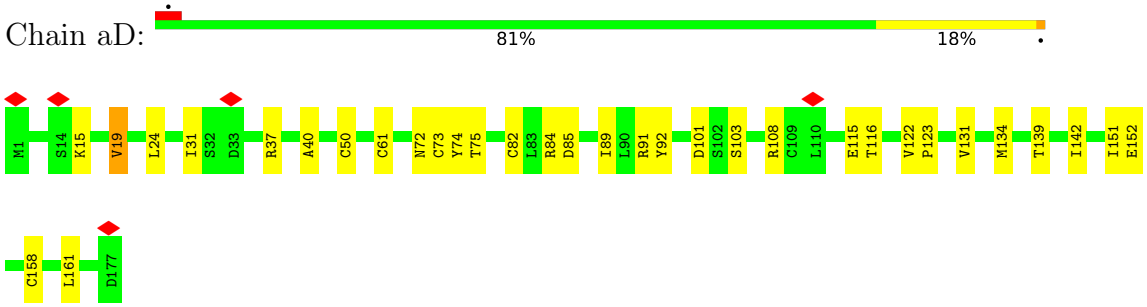

• Molecule 11: R-phycoerythrin beta chain

Chain aF:

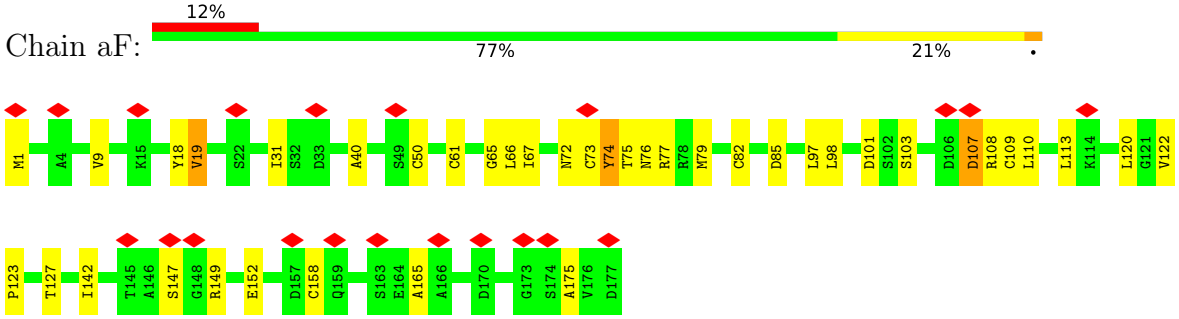

• Molecule 11: R-phycoerythrin beta chain

Chain aH:

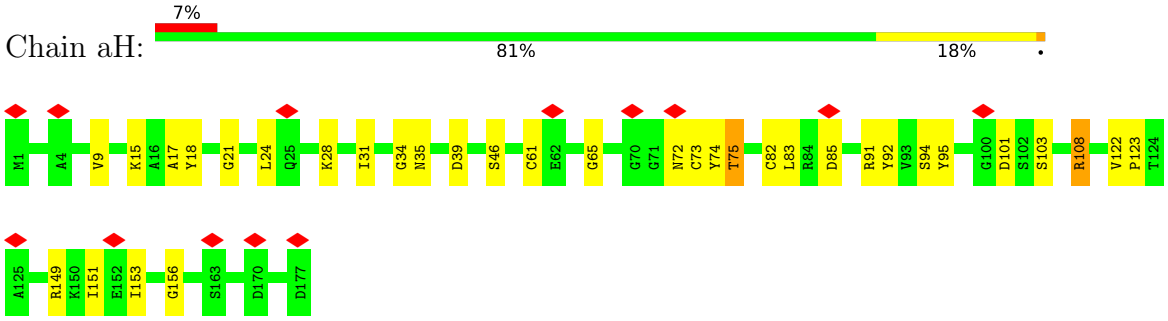

• Molecule 11: R-phycoerythrin beta chain

Chain aJ:

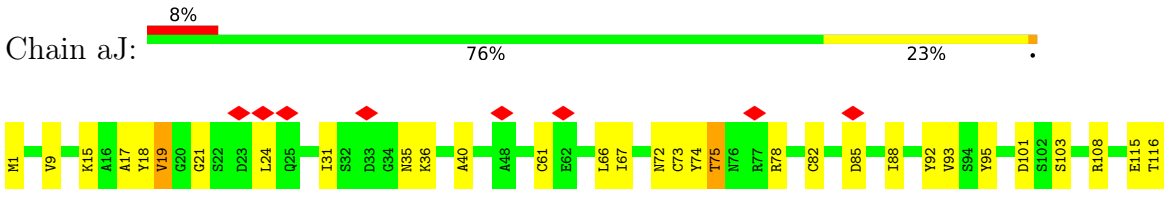

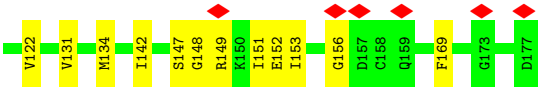

• Molecule 11: R-phycoerythrin beta chain

Chain aL:



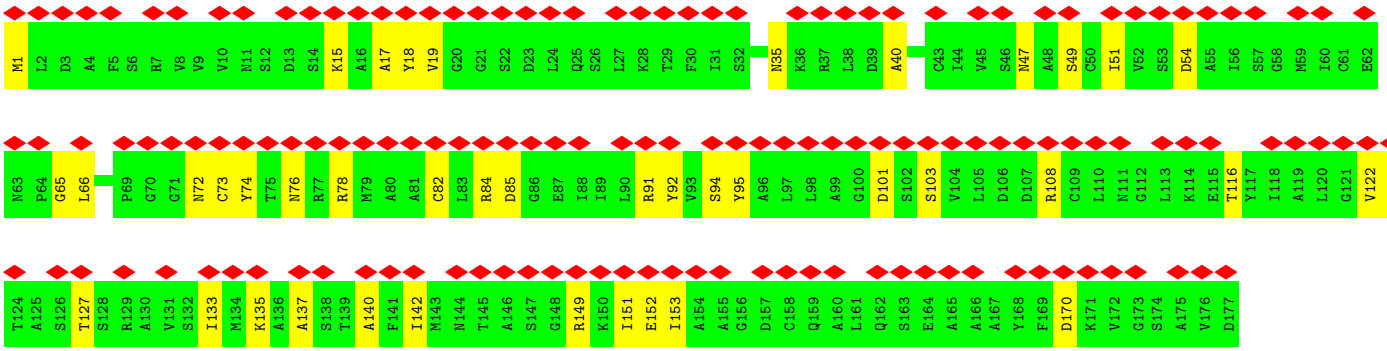

• Molecule 11: R-phycoerythrin beta chain

Chain aN:



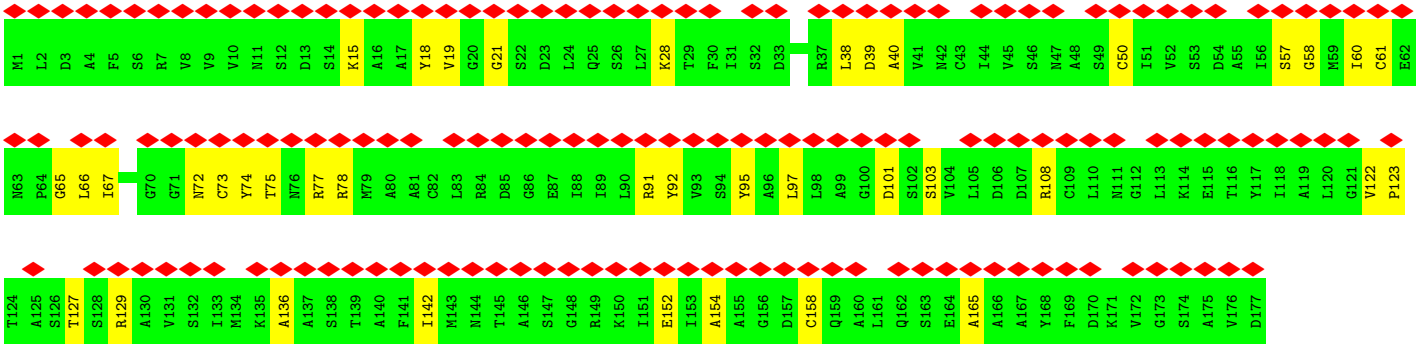

• Molecule 11: R-phycoerythrin beta chain

Chain aP:



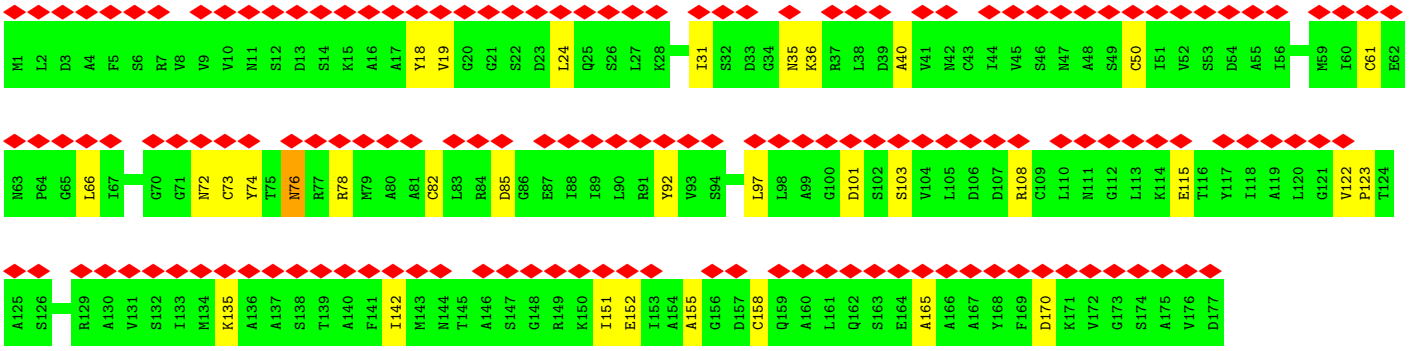

• Molecule 11: R-phycoerythrin beta chain

Chain aR:

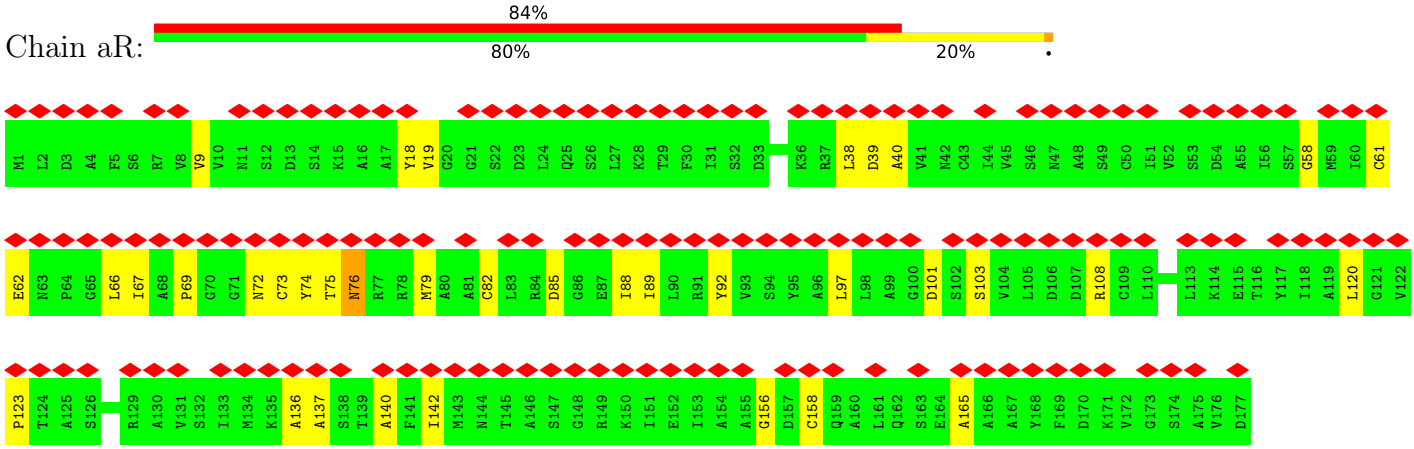

• Molecule 11: R-phycoerythrin beta chain

Chain aT:

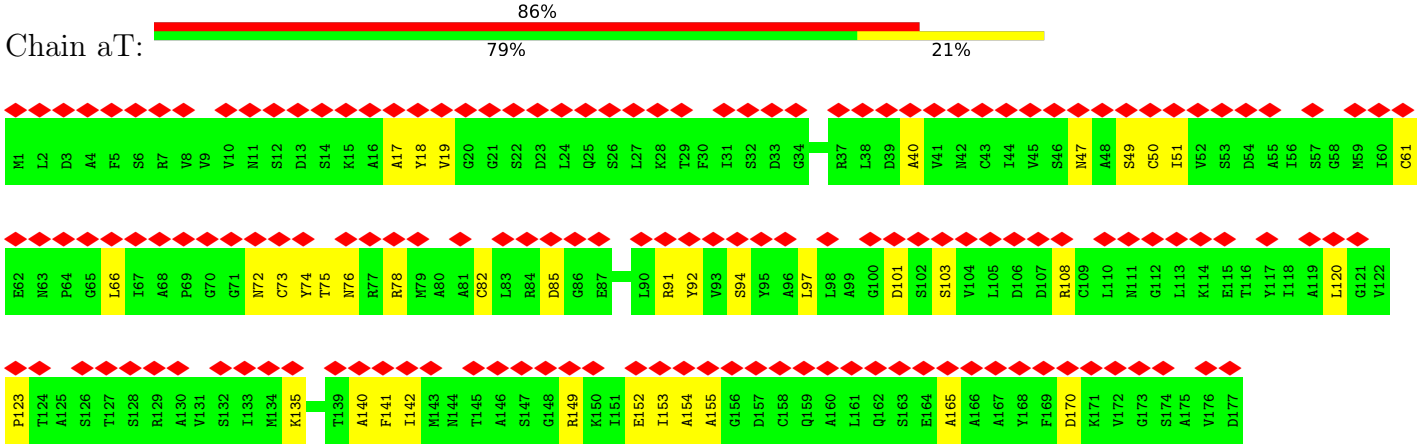

• Molecule 11: R-phycoerythrin beta chain

Chain aV:

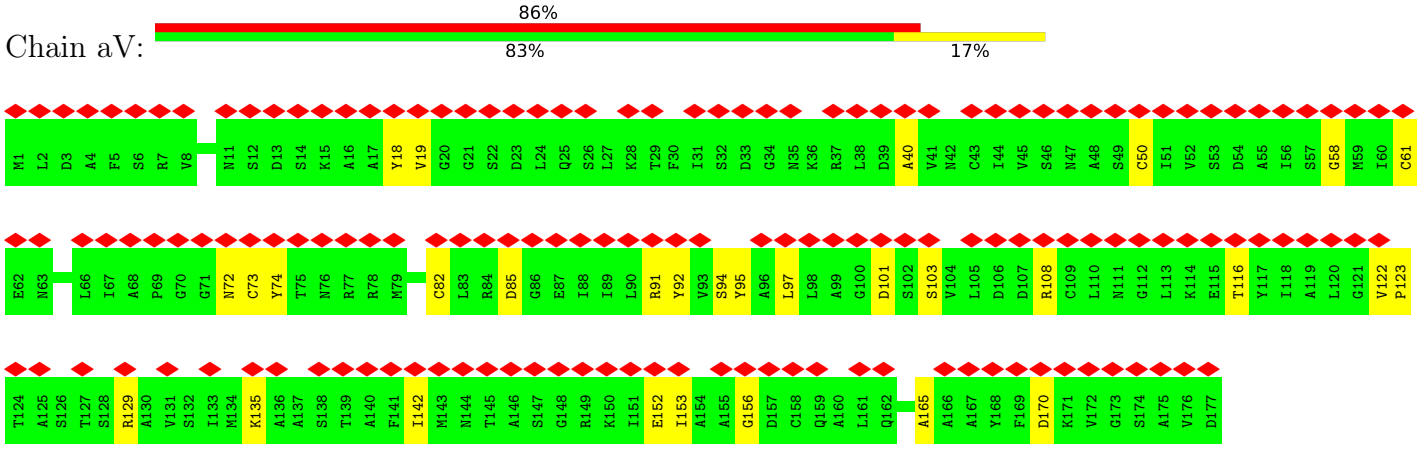

• Molecule 11: R-phycoerythrin beta chain

Chain bn:

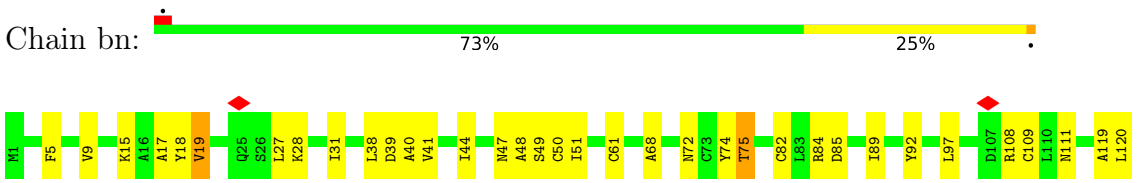



• Molecule 11: R-phycoerythrin beta chain

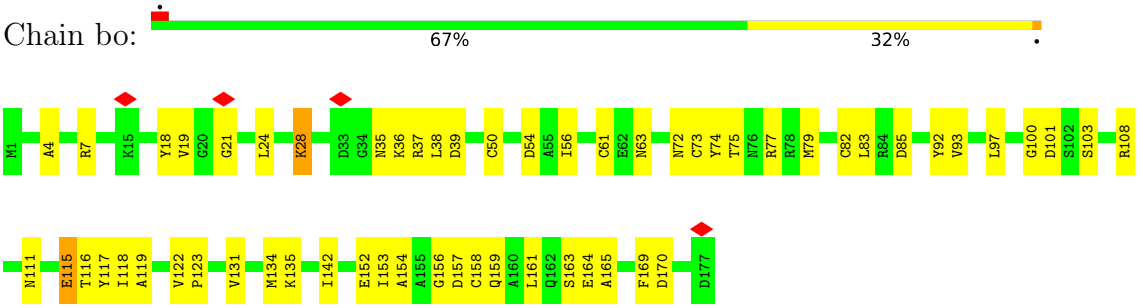

• Molecule 11: R-phycoerythrin beta chain

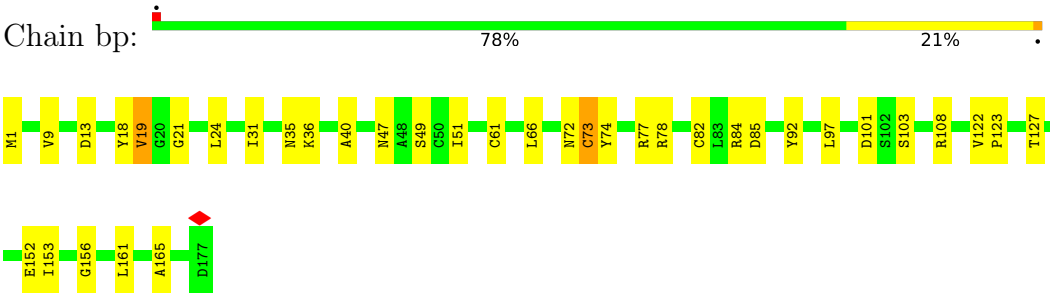

• Molecule 11: R-phycoerythrin beta chain

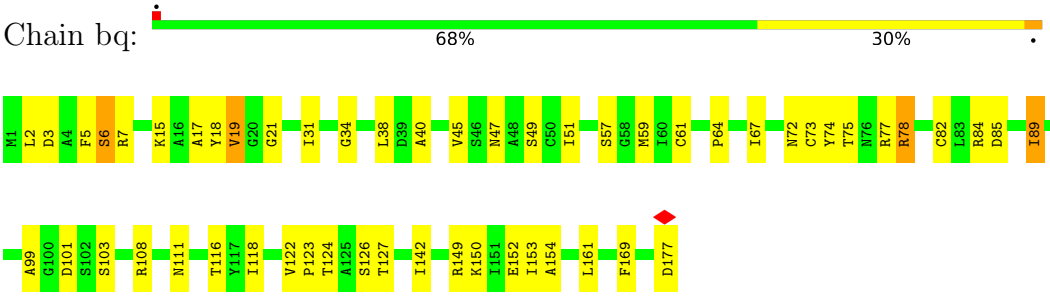

• Molecule 11: R-phycoerythrin beta chain

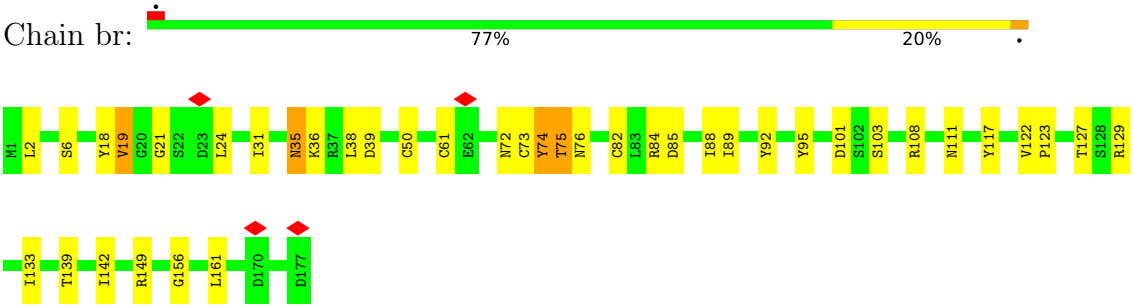

• Molecule 11: R-phycoerythrin beta chain

Chain bs:

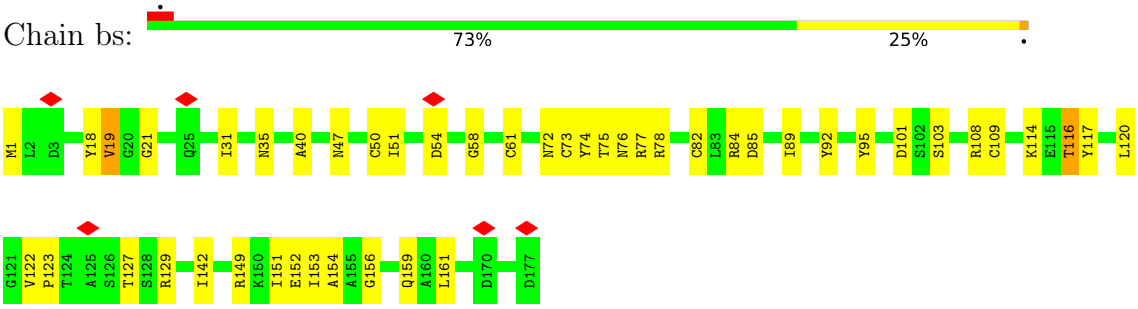

• Molecule 11: R-phycoerythrin beta chain

Chain bz:

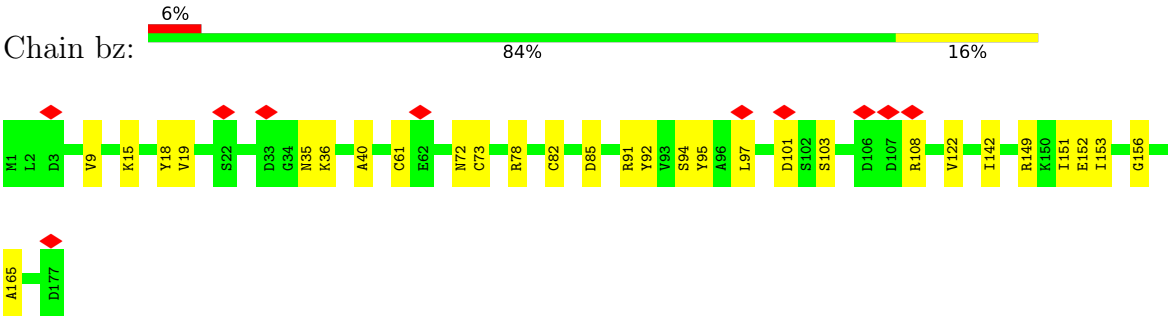

• Molecule 11: R-phycoerythrin beta chain

Chain bB:

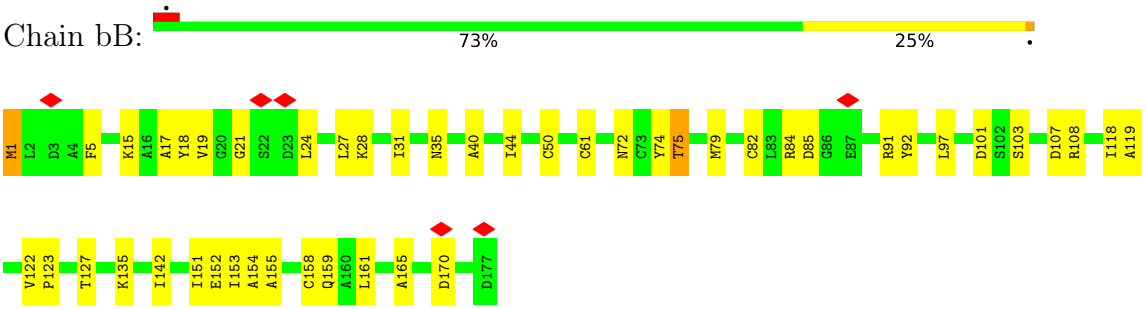

• Molecule 11: R-phycoerythrin beta chain

Chain bD:

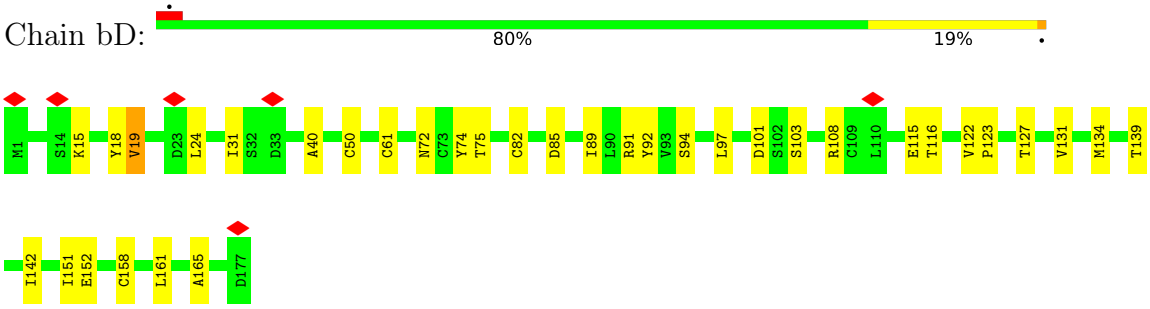

• Molecule 11: R-phycoerythrin beta chain

Chain bF:

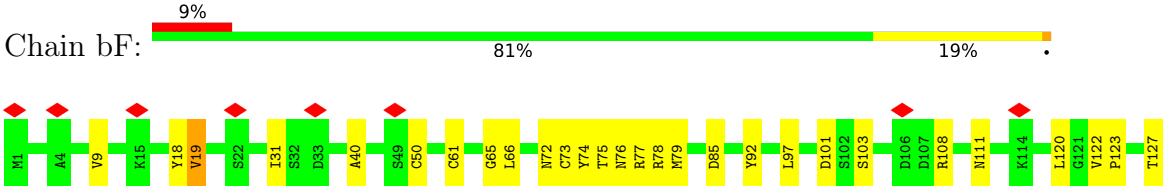

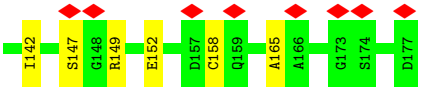

• Molecule 11: R-phycoerythrin beta chain

Chain bH:



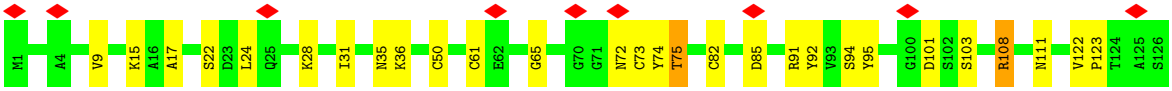

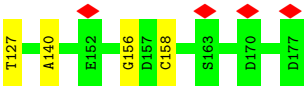

• Molecule 11: R-phycoerythrin beta chain

Chain bJ:



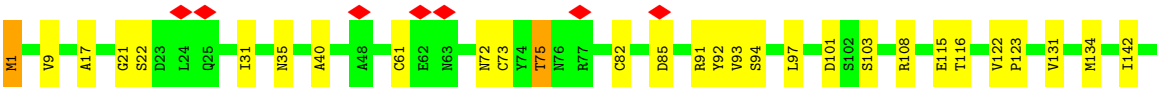

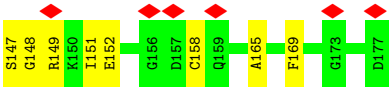

• Molecule 11: R-phycoerythrin beta chain

Chain bL:



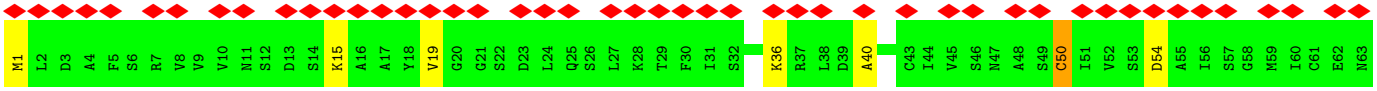

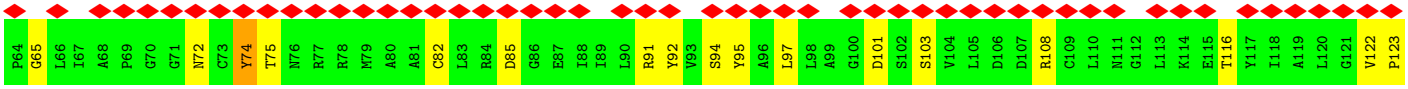



• Molecule 11: R-phycoerythrin beta chain

Chain bN:



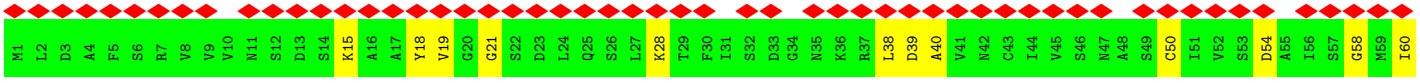

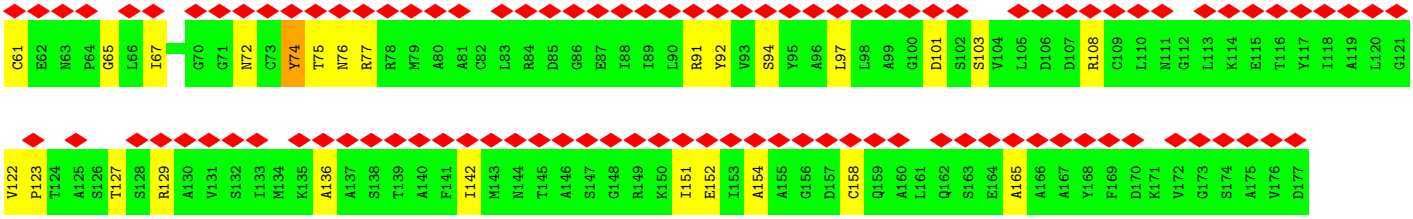

• Molecule 11: R-phycoerythrin beta chain

Chain bP:



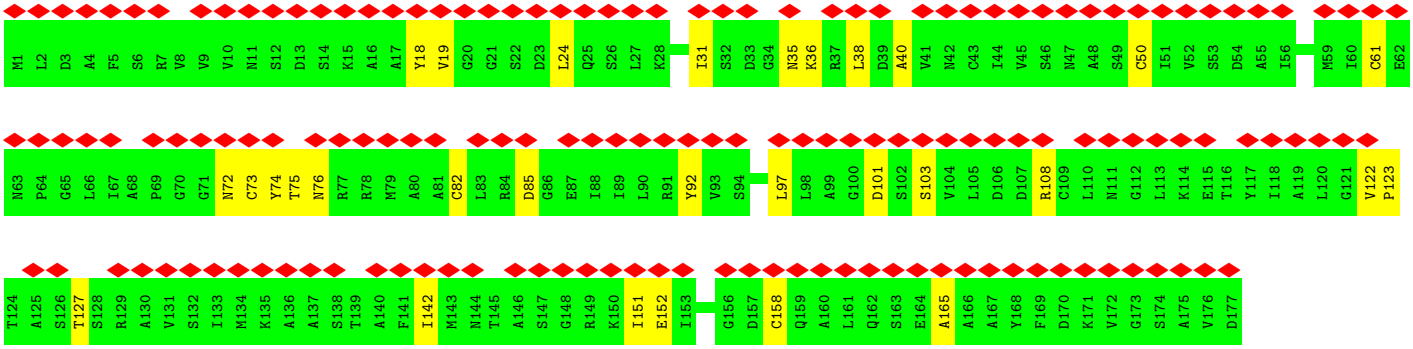

• Molecule 11: R-phycoerythrin beta chain

Chain bR:



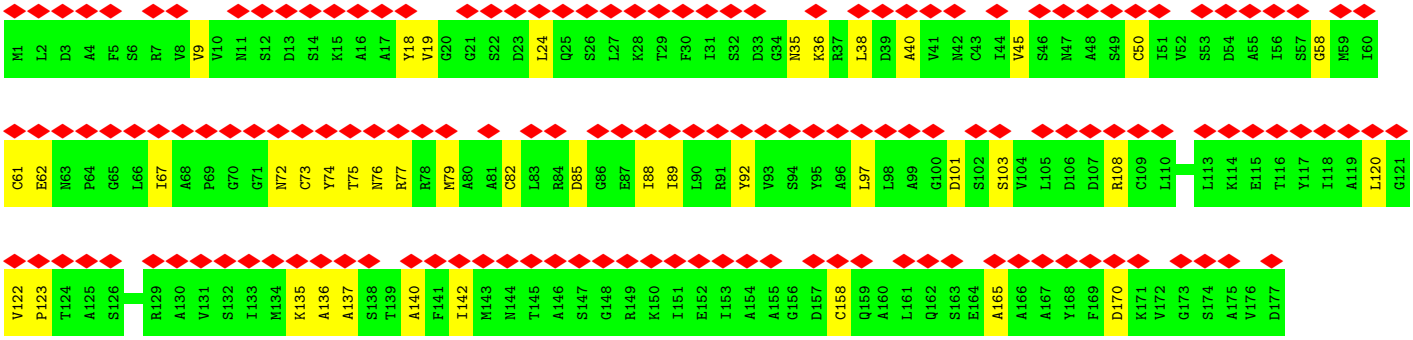

• Molecule 11: R-phycoerythrin beta chain

Chain bT:



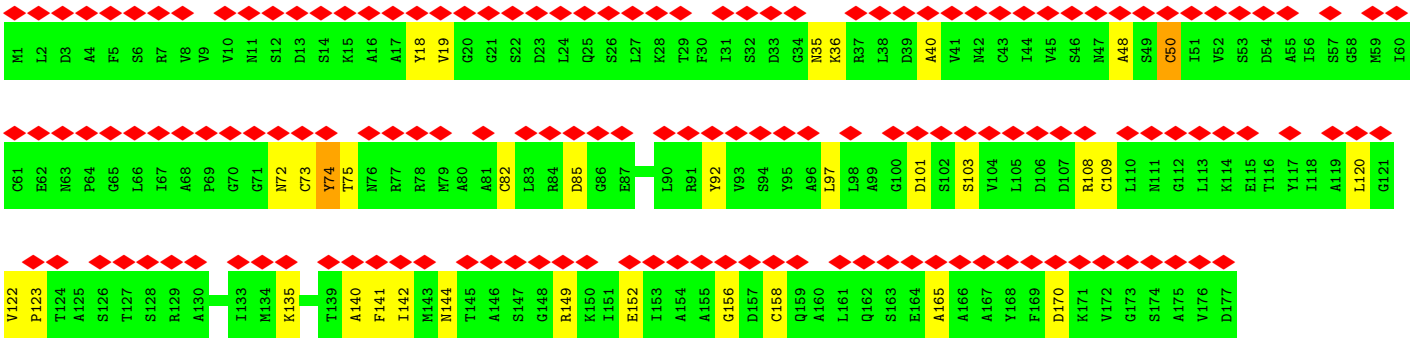

• Molecule 11: R-phycoerythrin beta chain

Chain bV:

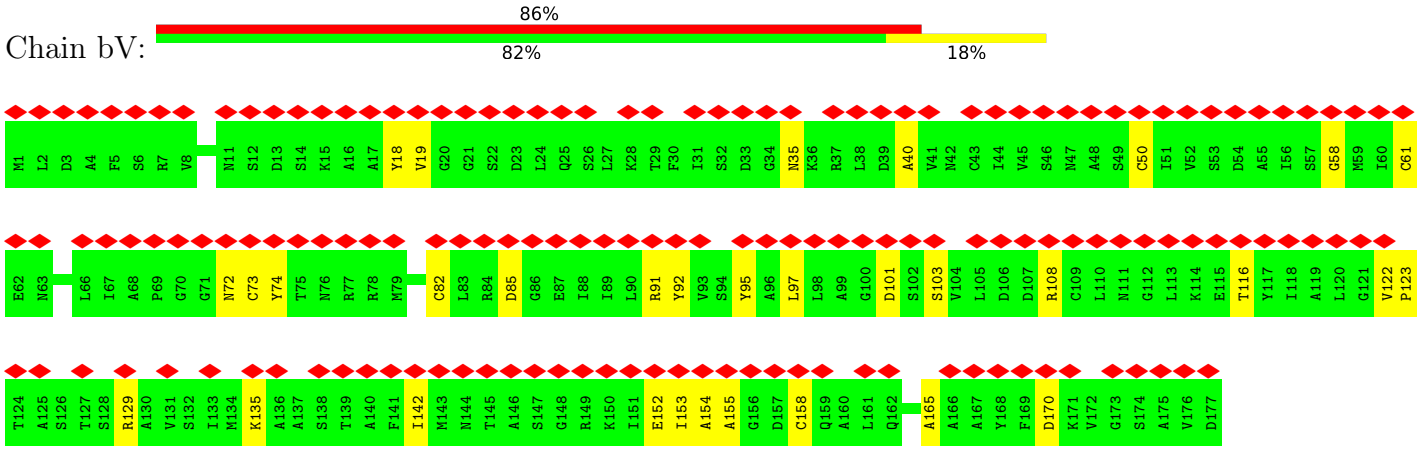

• Molecule 11: R-phycoerythrin beta chain

Chain cn:

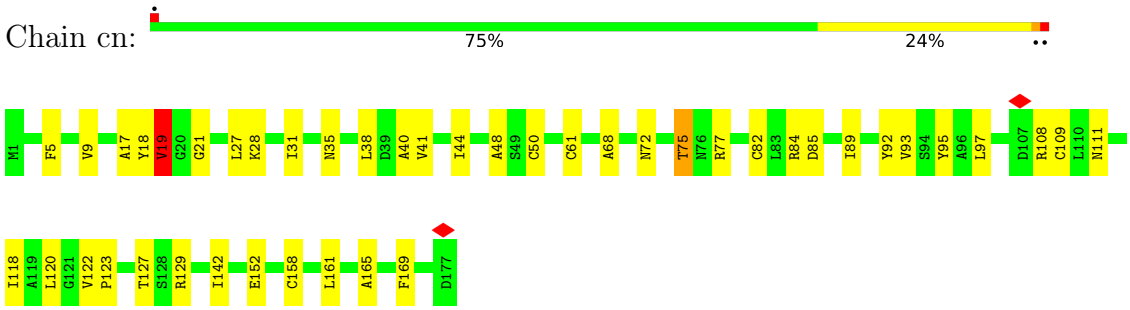

• Molecule 11: R-phycoerythrin beta chain

Chain co:

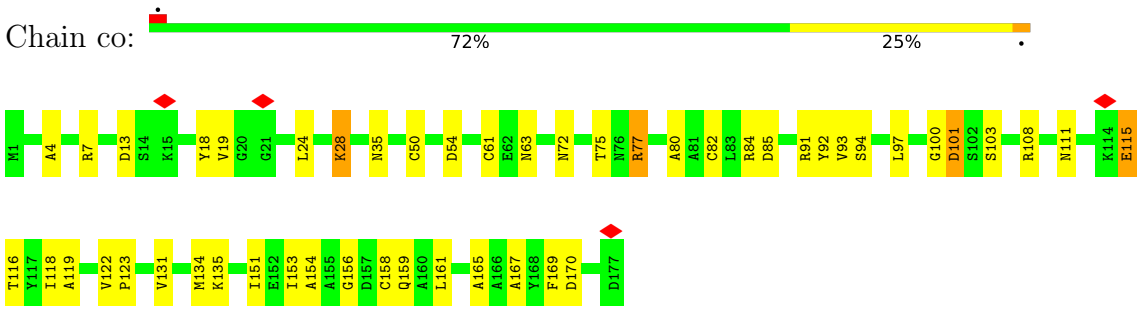

• Molecule 11: R-phycoerythrin beta chain

Chain cp:

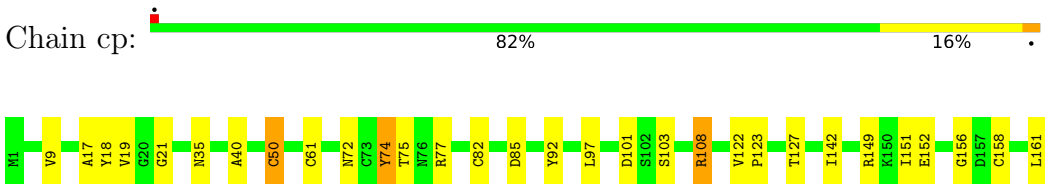

• Molecule 11: R-phycoerythrin beta chain

Chain cq:



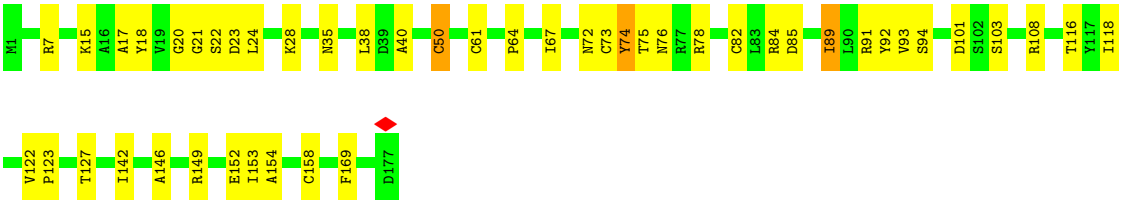

• Molecule 11: R-phycoerythrin beta chain

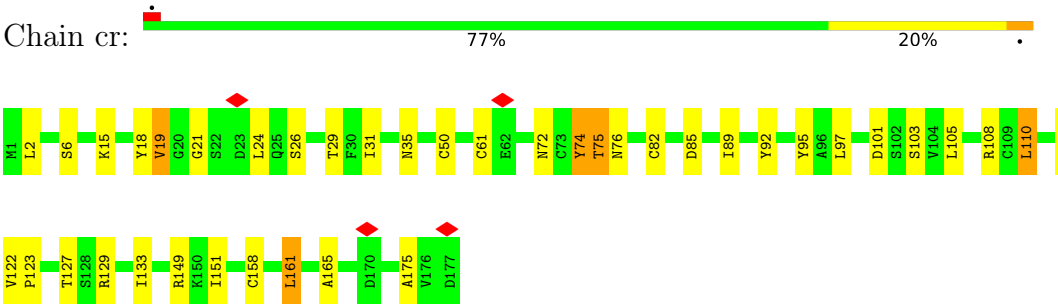

• Molecule 11: R-phycoerythrin beta chain

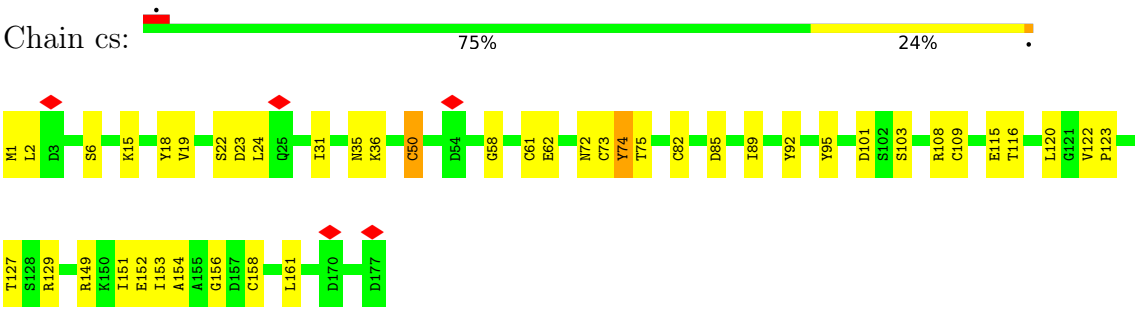

• Molecule 11: R-phycoerythrin beta chain

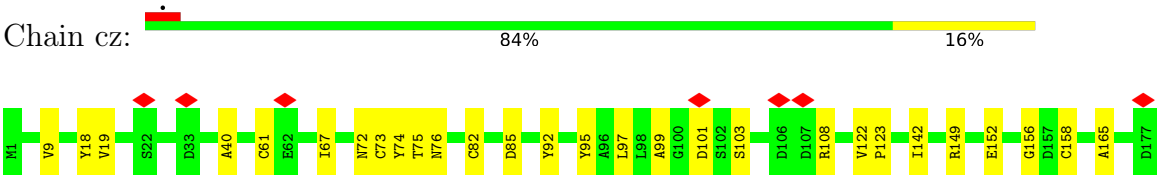

• Molecule 11: R-phycoerythrin beta chain

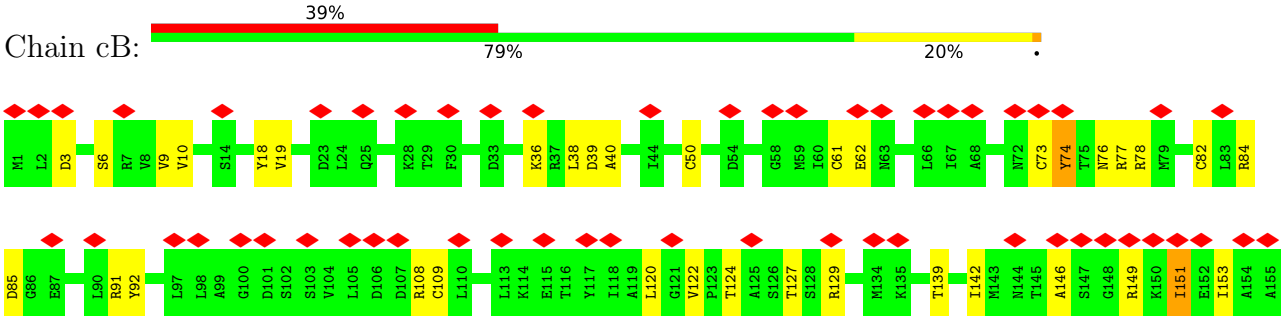

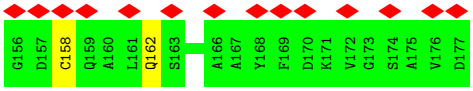

• Molecule 11: R-phycoerythrin beta chain

Chain cE:



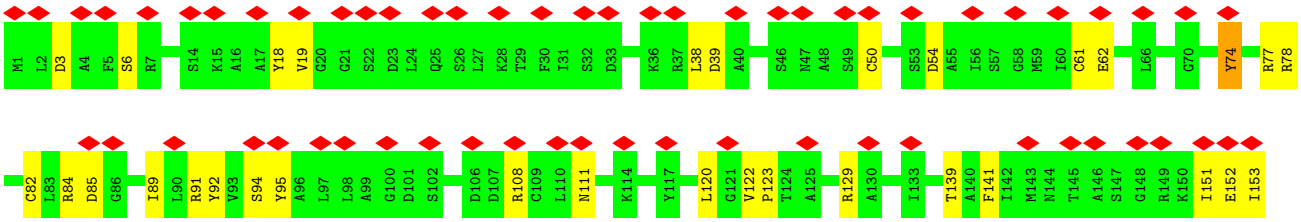



• Molecule 11: R-phycoerythrin beta chain

Chain cF:



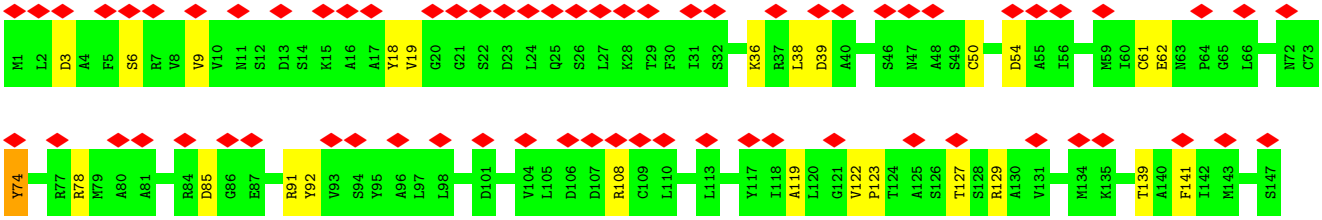

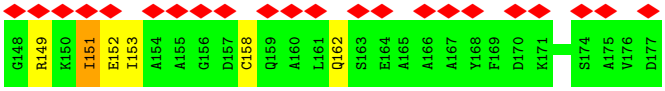

• Molecule 11: R-phycoerythrin beta chain

Chain cH:





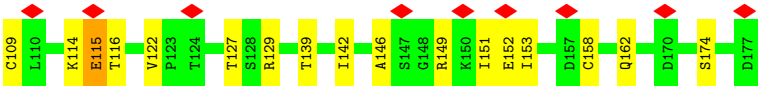

• Molecule 11: R-phycoerythrin beta chain

Chain cJ:



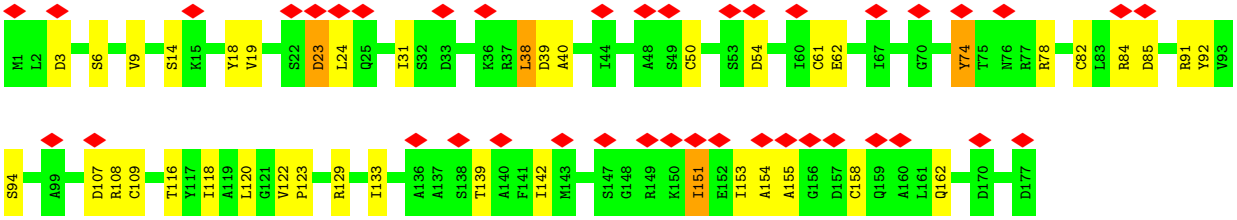

• Molecule 11: R-phycoerythrin beta chain

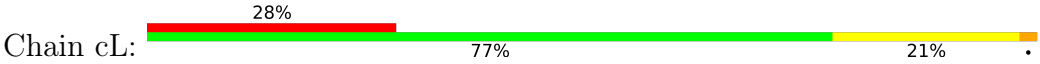

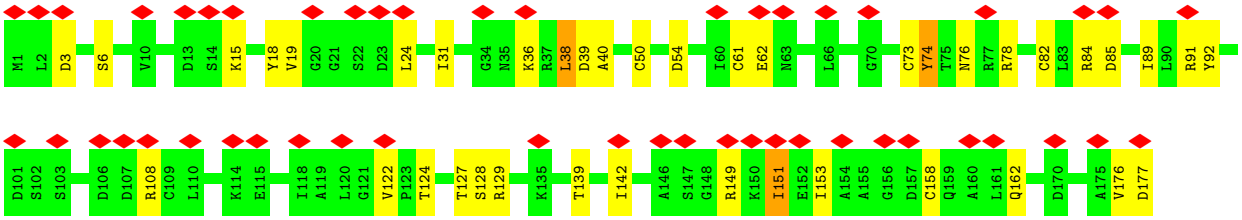

• Molecule 11: R-phycoerythrin beta chain

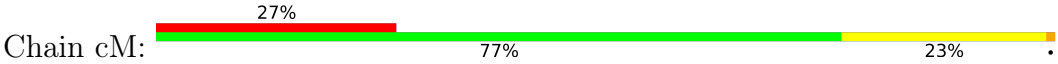

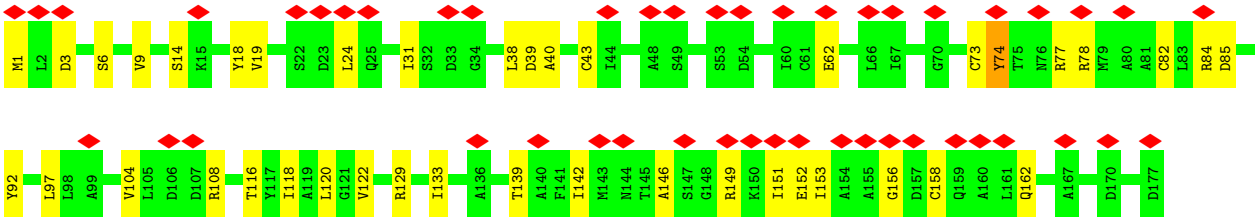

• Molecule 11: R-phycoerythrin beta chain



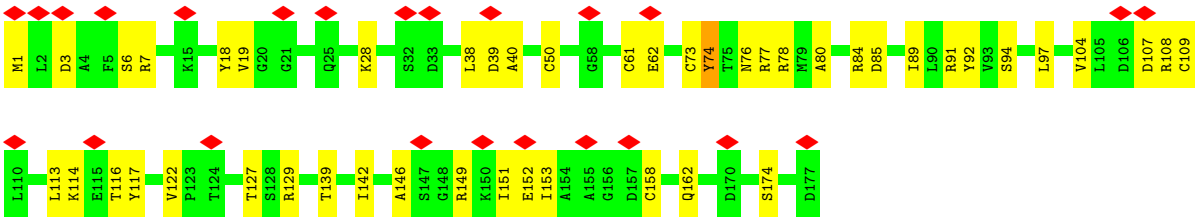

• Molecule 11: R-phycoerythrin beta chain

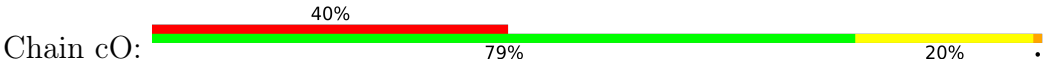

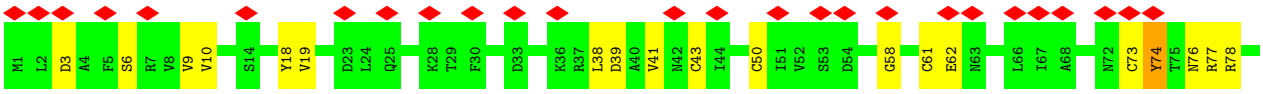

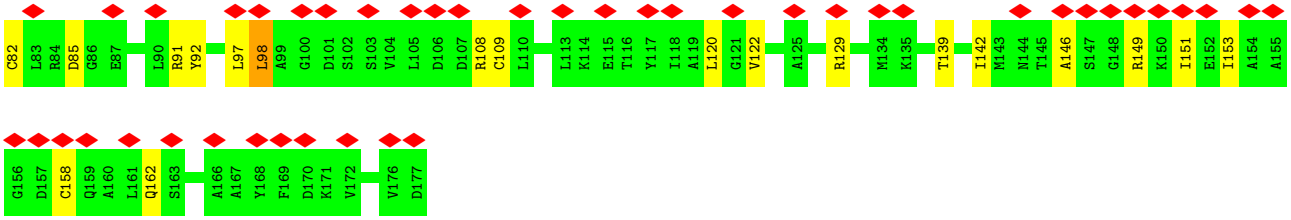

• Molecule 11: R-phycoerythrin beta chain

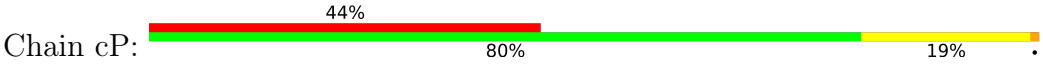

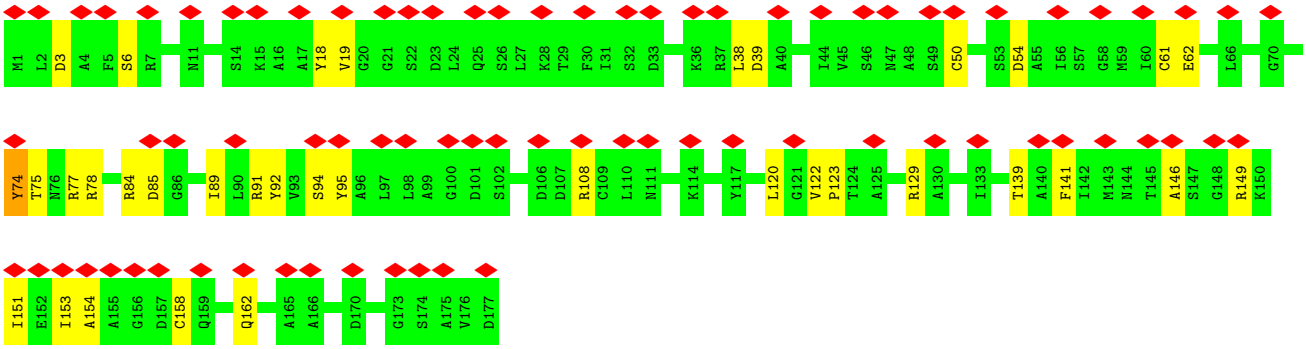

• Molecule 11: R-phycoerythrin beta chain

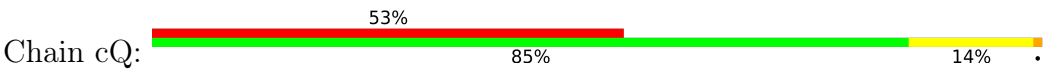

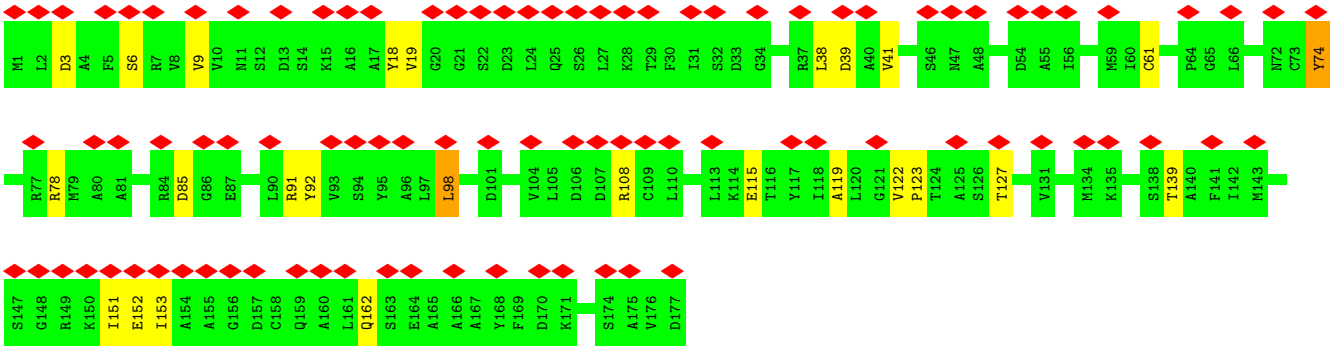

• Molecule 11: R-phycoerythrin beta chain

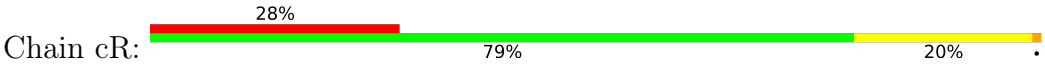

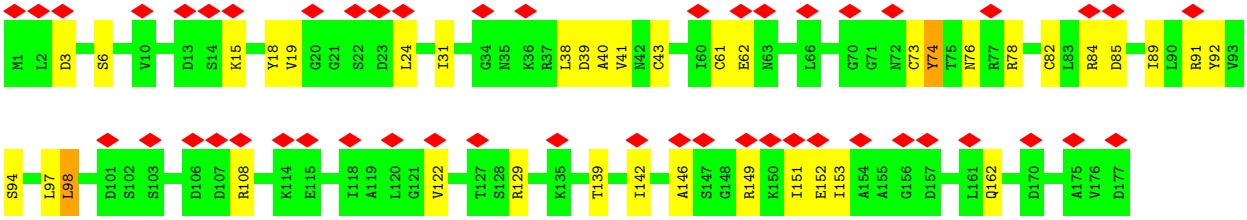

• Molecule 11: R-phycoerythrin beta chain

Chain cY:

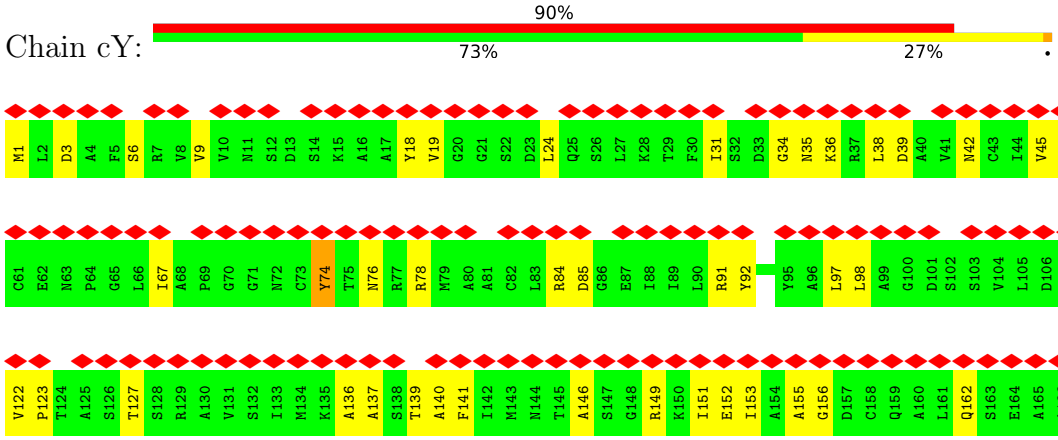

• Molecule 11: R-phycoerythrin beta chain

Chain dd:

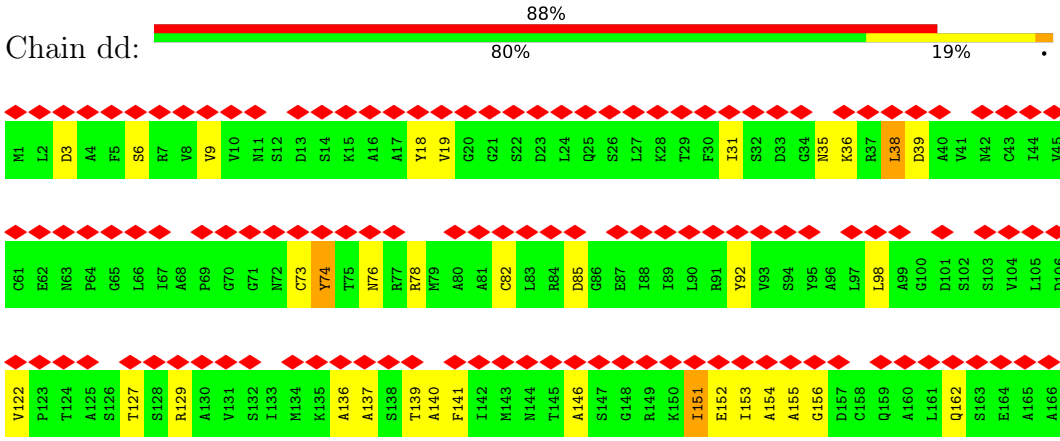

• Molecule 11: R-phycoerythrin beta chain

Chain df:

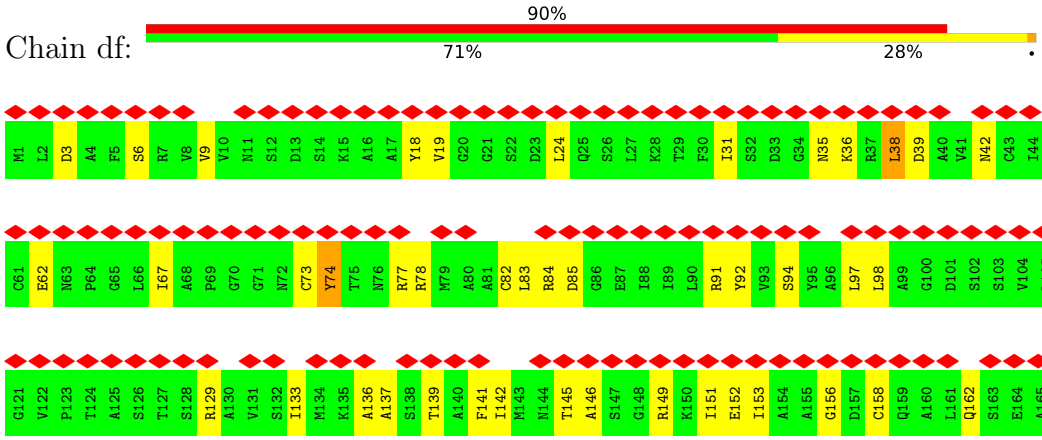

• Molecule 11: R-phycoerythrin beta chain

Chain dh:

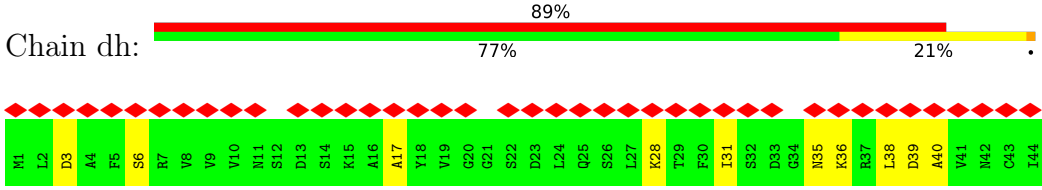

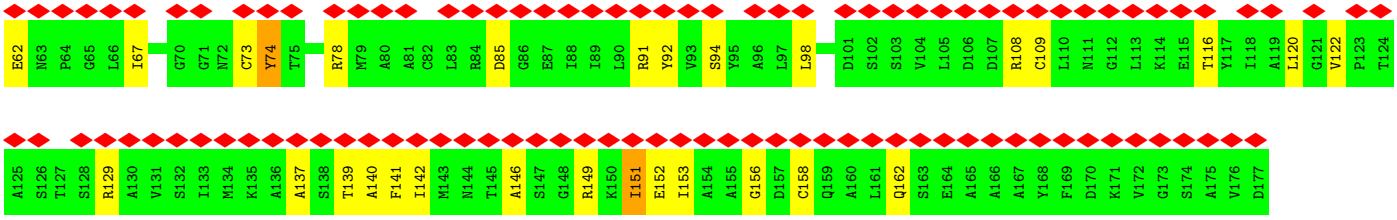

• Molecule 11: R-phycoerythrin beta chain

Chain di:



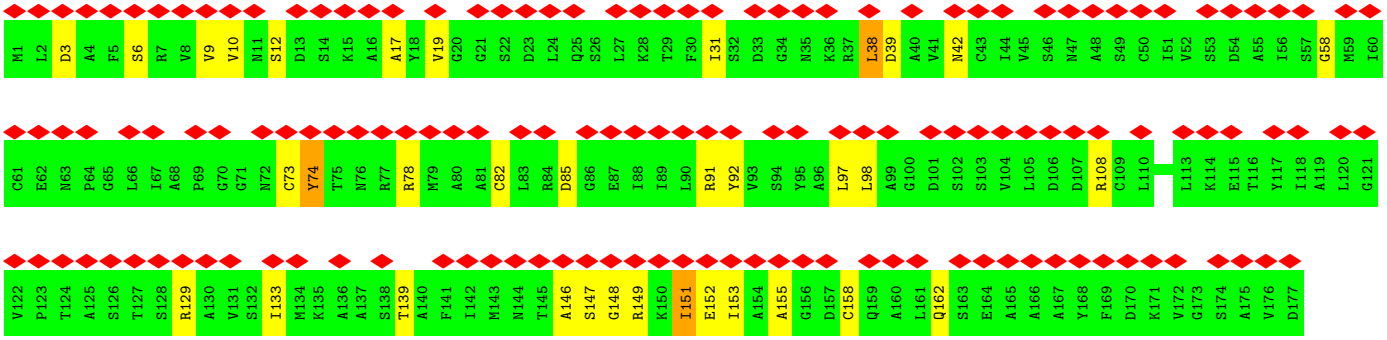

• Molecule 11: R-phycoerythrin beta chain

Chain dj:



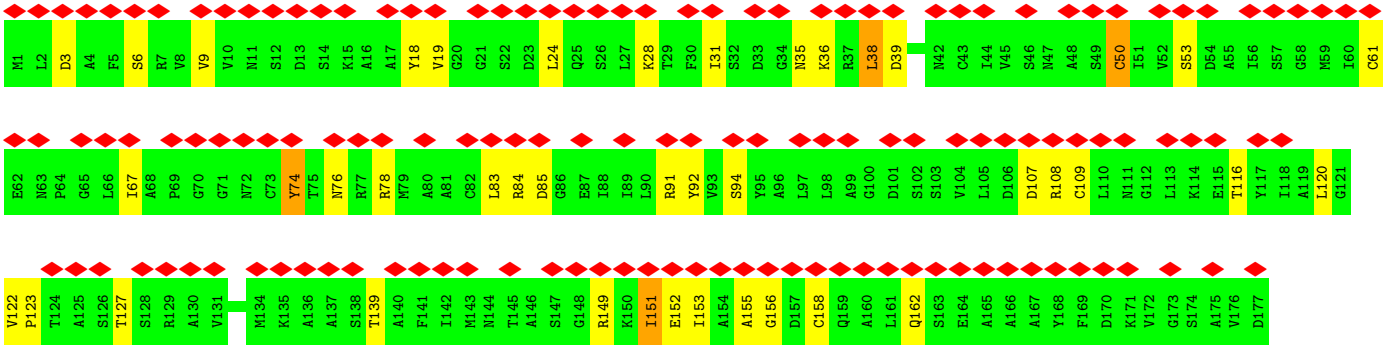

• Molecule 11: R-phycoerythrin beta chain

Chain dl:



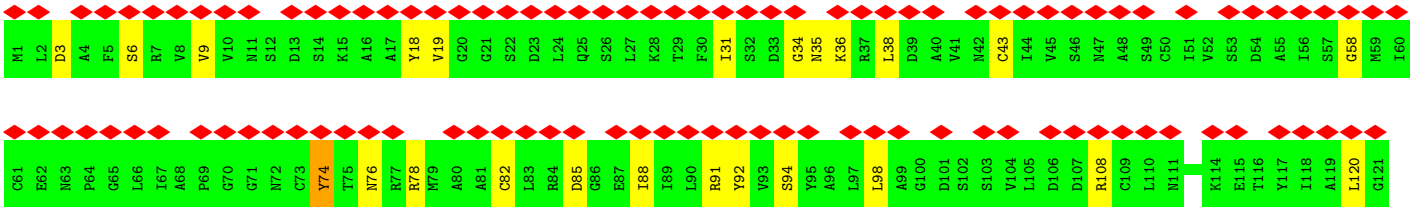

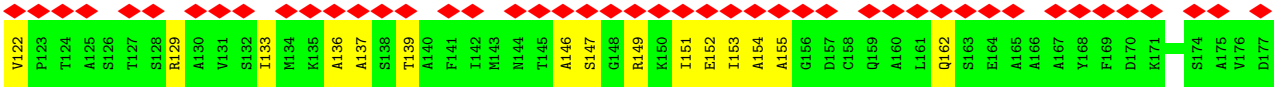

• Molecule 11: R-phycoerythrin beta chain

Chain dn:



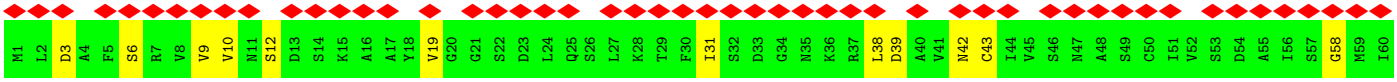

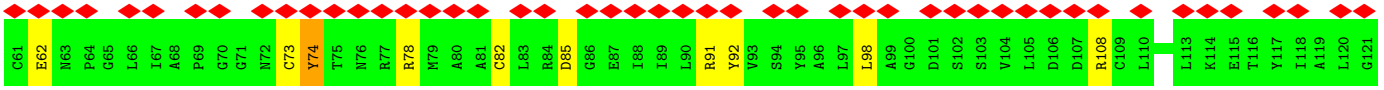

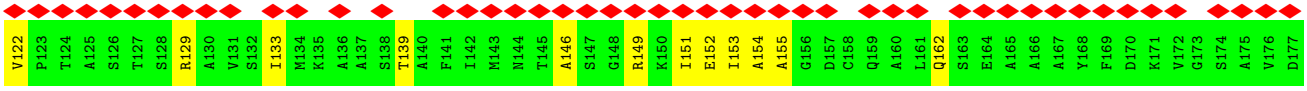

• Molecule 11: R-phycoerythrin beta chain

Chain dp:

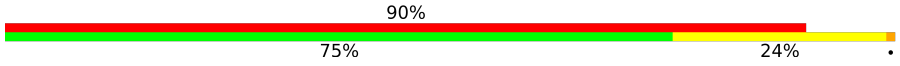

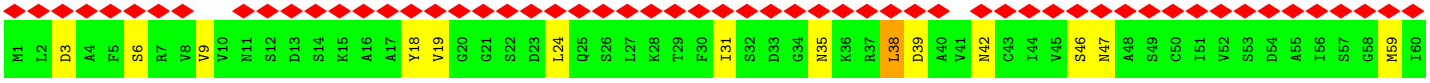

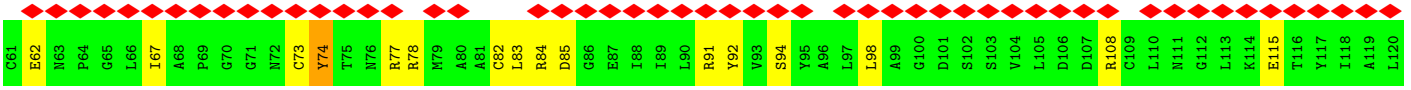

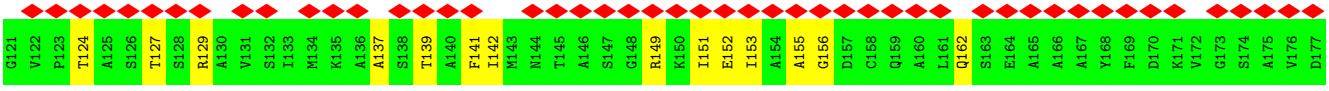

• Molecule 11: R-phycoerythrin beta chain

Chain dr:

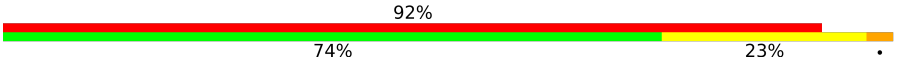

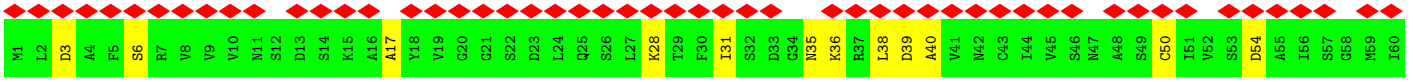

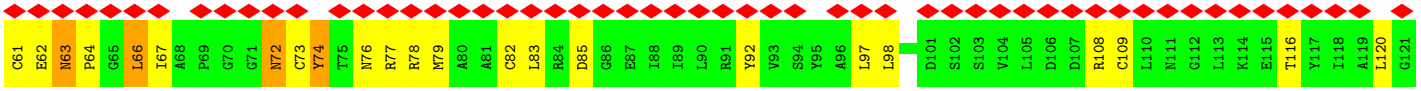

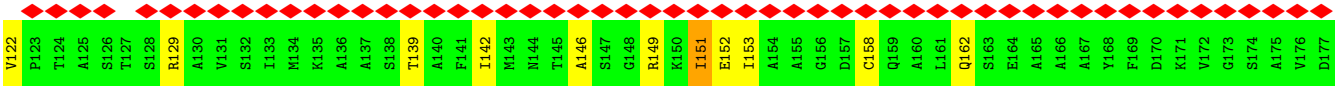

• Molecule 11: R-phycoerythrin beta chain

Chain dt:

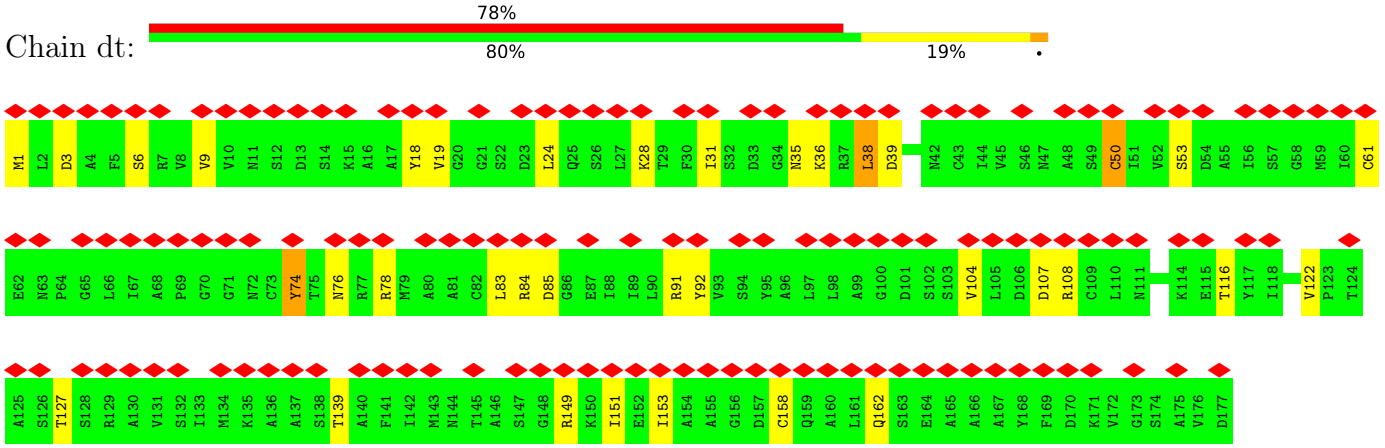

• Molecule 11: R-phycoerythrin beta chain

Chain dv:

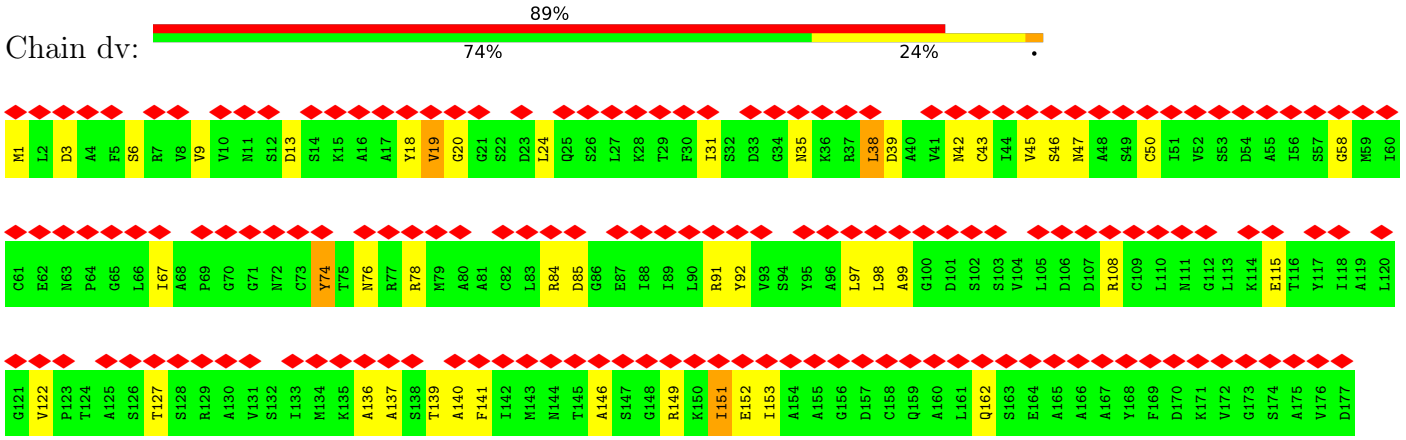

• Molecule 11: R-phycoerythrin beta chain

Chain dB:

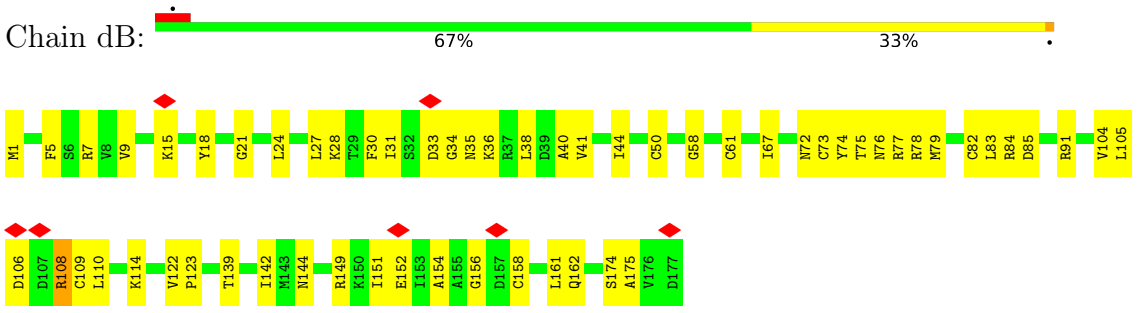

• Molecule 11: R-phycoerythrin beta chain

Chain dD:

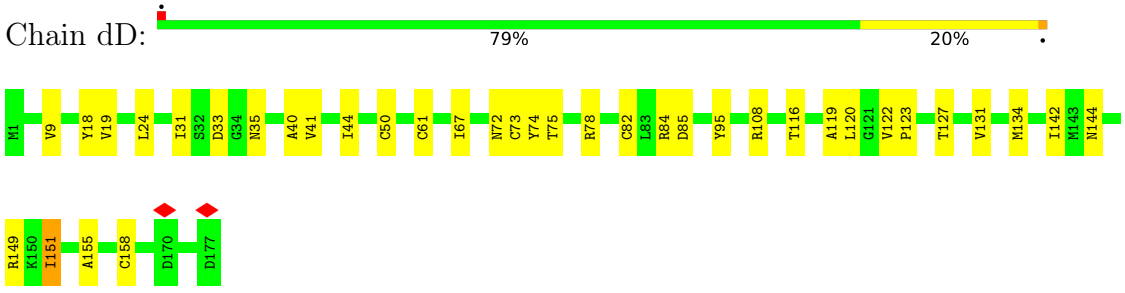

• Molecule 11: R-phycoerythrin beta chain

Chain dF:

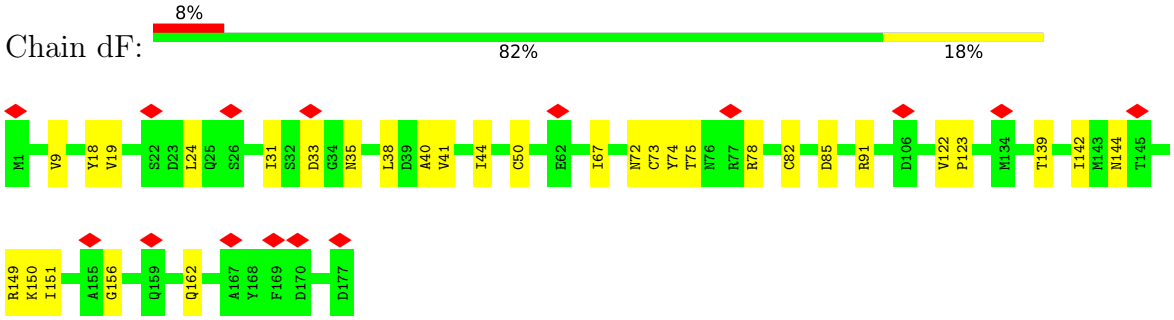

• Molecule 11: R-phycoerythrin beta chain

Chain dH:

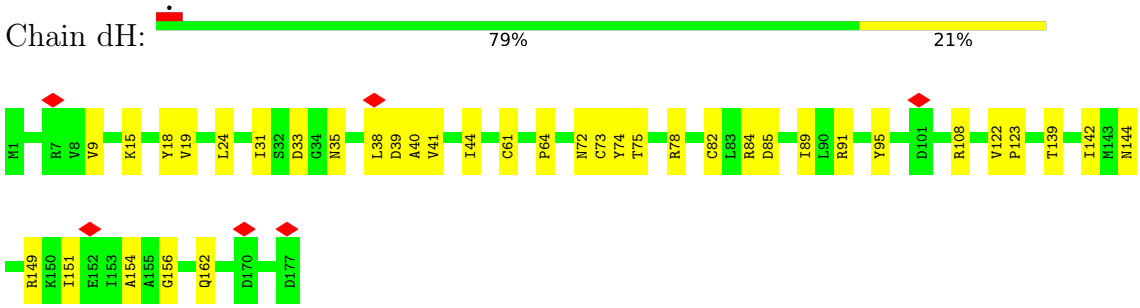

• Molecule 11: R-phycoerythrin beta chain

Chain dK:

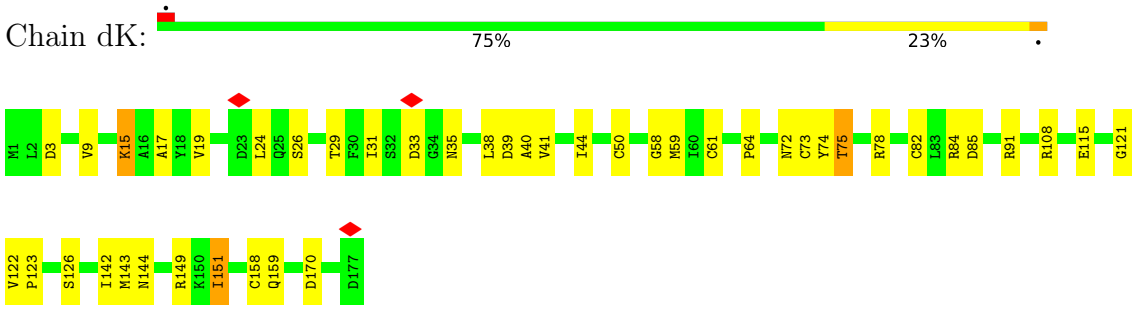

• Molecule 11: R-phycoerythrin beta chain

Chain dL:

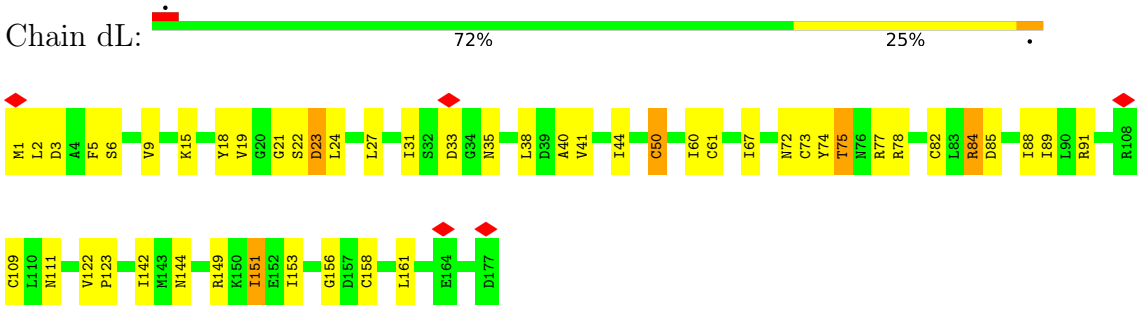

• Molecule 11: R-phycoerythrin beta chain

Chain dN:

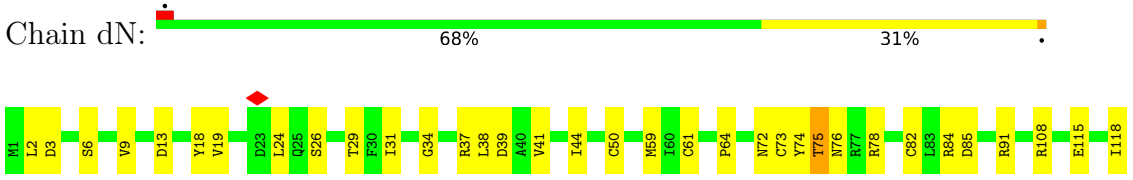

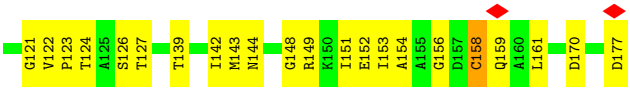

• Molecule 11: R-phycoerythrin beta chain

Chain dP:



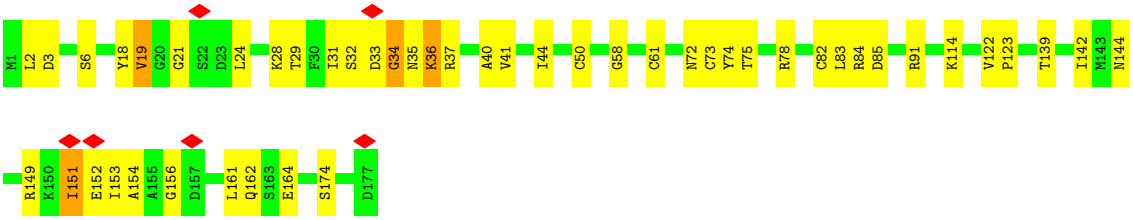

• Molecule 11: R-phycoerythrin beta chain

Chain dR:



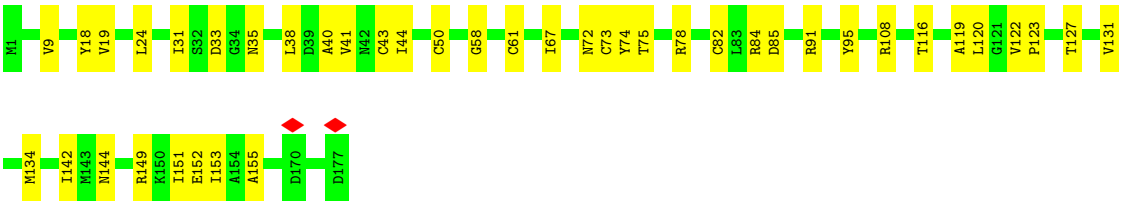

• Molecule 11: R-phycoerythrin beta chain

Chain dT:



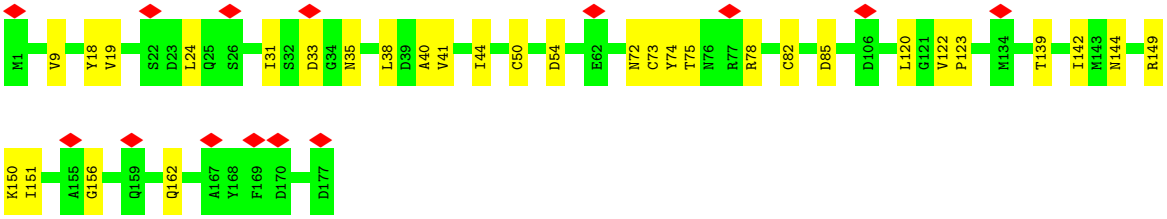

• Molecule 11: R-phycoerythrin beta chain

Chain dV:



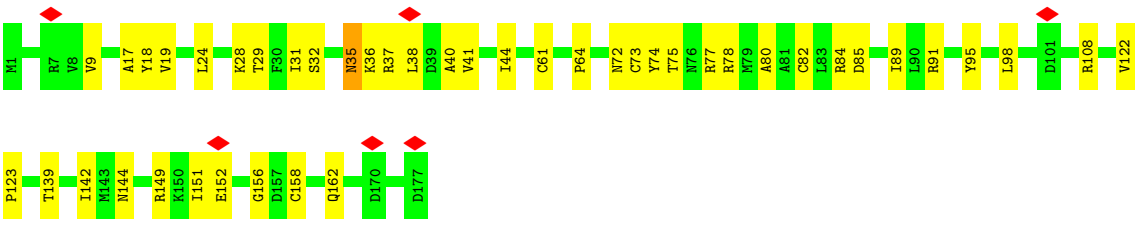

• Molecule 11: R-phycoerythrin beta chain

Chain dX:

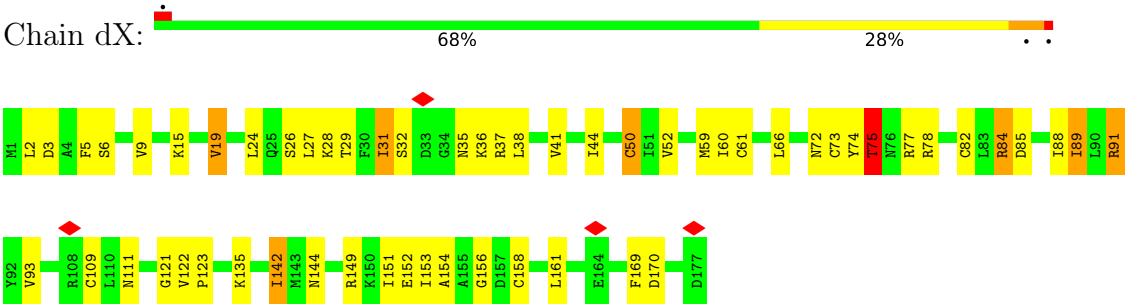

• Molecule 11: R-phycoerythrin beta chain

Chain dY:

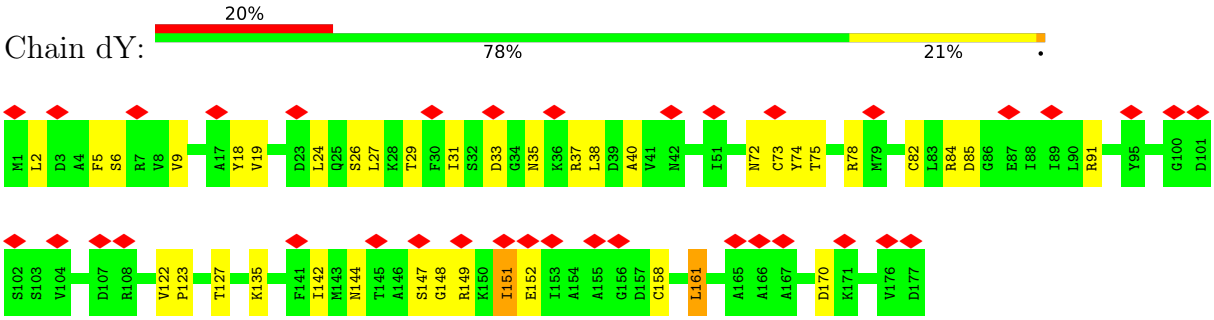

• Molecule 11: R-phycoerythrin beta chain

Chain eb:

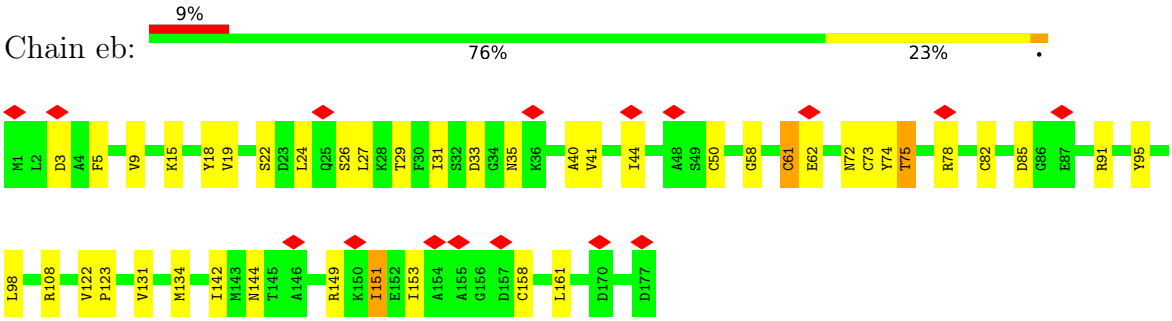

• Molecule 11: R-phycoerythrin beta chain

Chain ec:

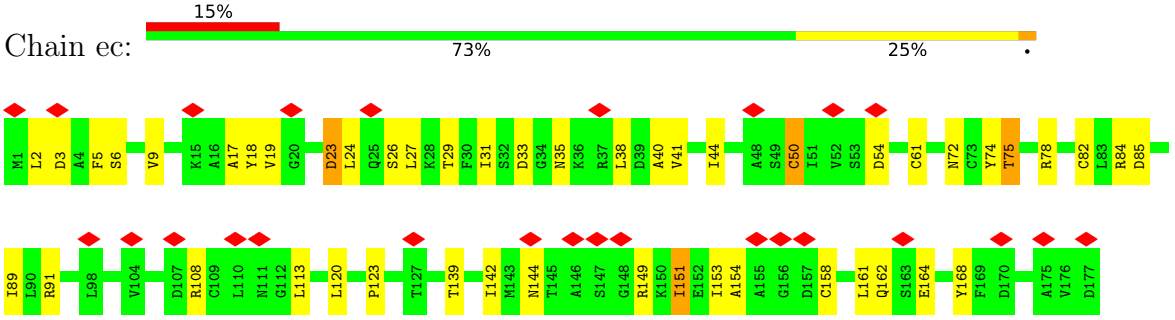

• Molecule 11: R-phycoerythrin beta chain

Chain ee:

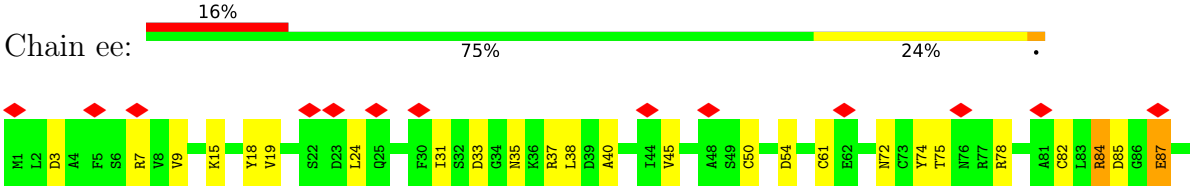

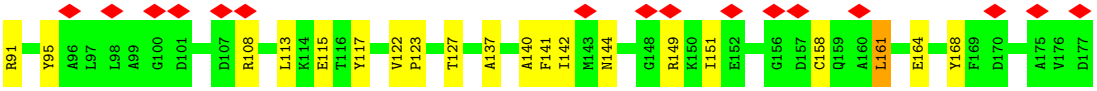

• Molecule 11: R-phycoerythrin beta chain

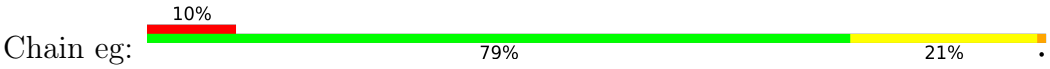

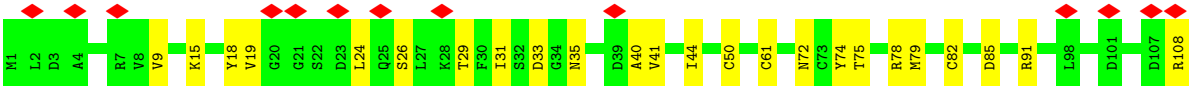



• Molecule 11: R-phycoerythrin beta chain

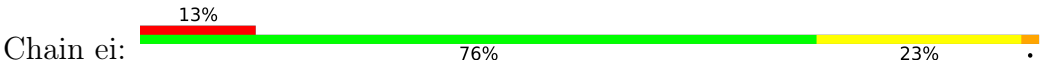

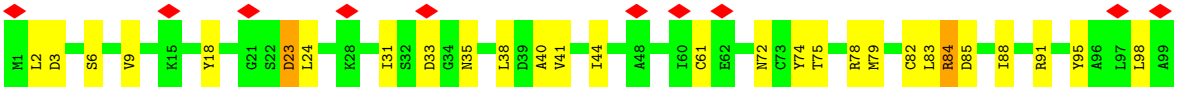

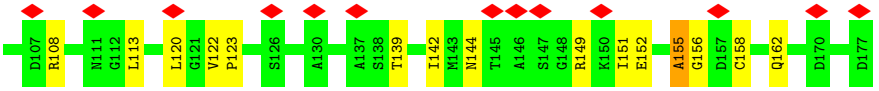

• Molecule 11: R-phycoerythrin beta chain



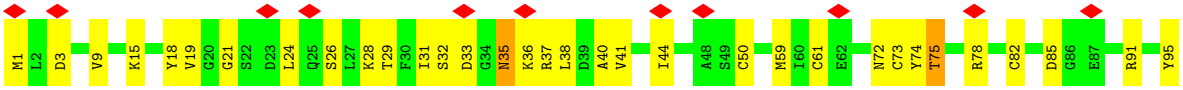

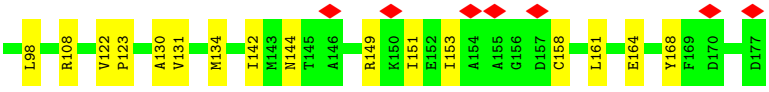

• Molecule 11: R-phycoerythrin beta chain

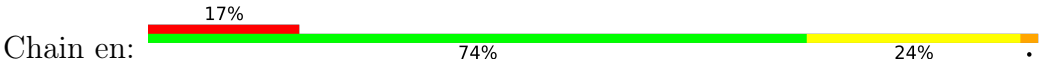

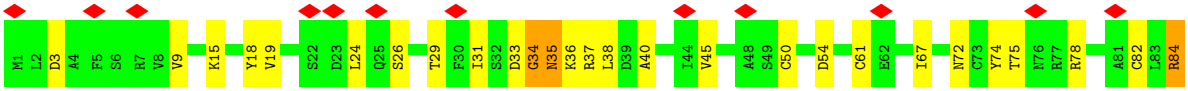

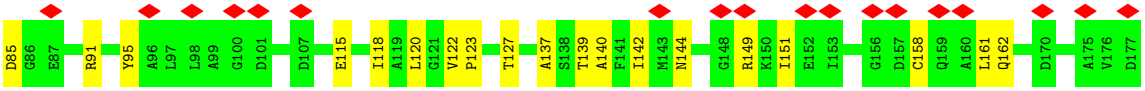

• Molecule 11: R-phycoerythrin beta chain

Chain ep:

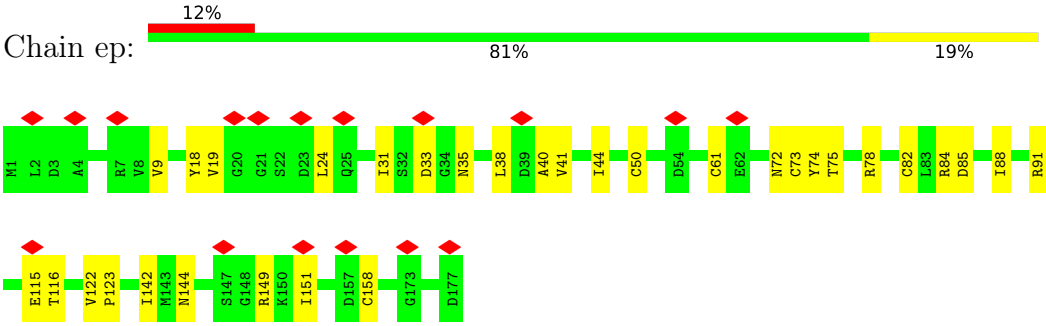

• Molecule 11: R-phycoerythrin beta chain

Chain er:

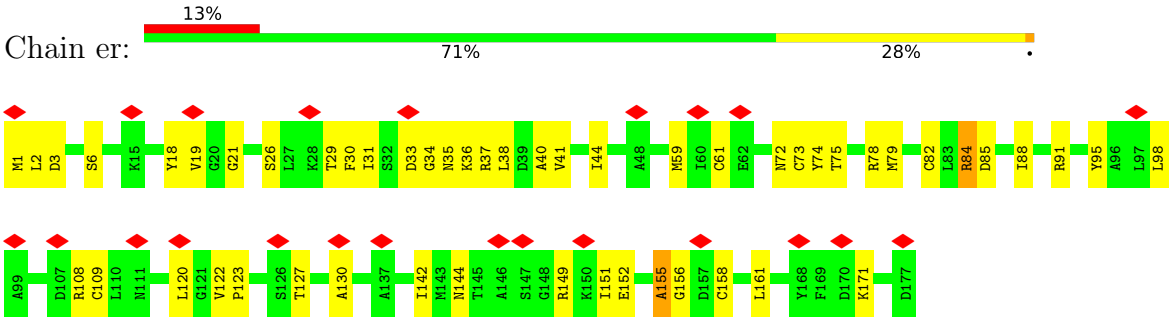

• Molecule 11: R-phycoerythrin beta chain

Chain et:

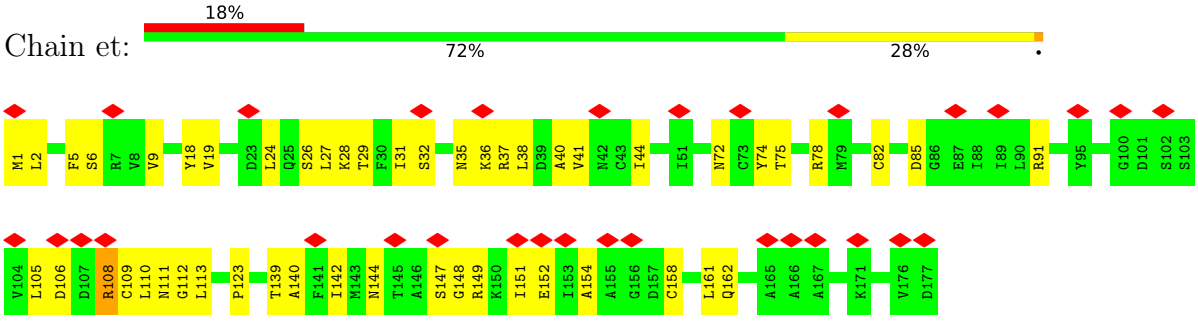

• Molecule 11: R-phycoerythrin beta chain

Chain ev:

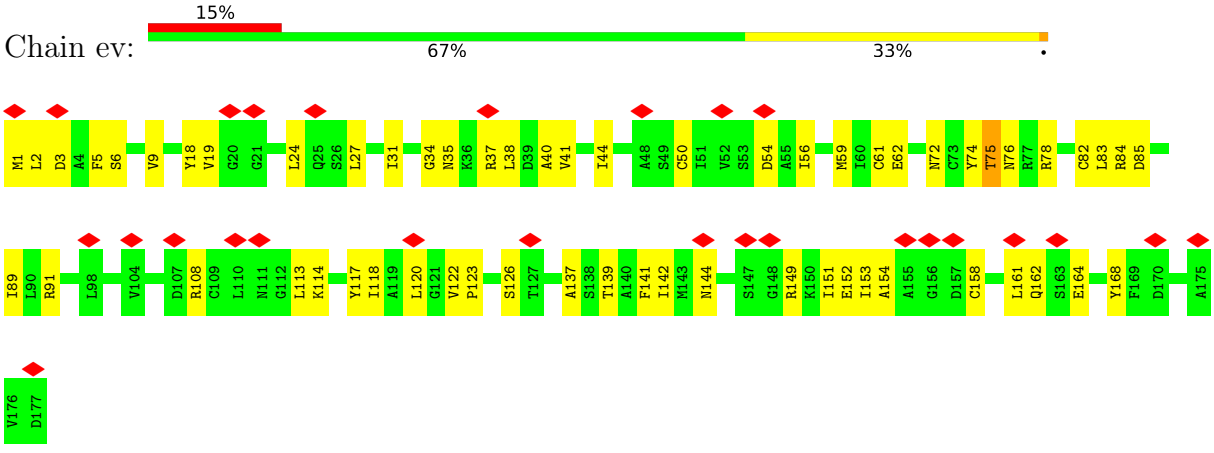

• Molecule 11: R-phycoerythrin beta chain

Chain eB:

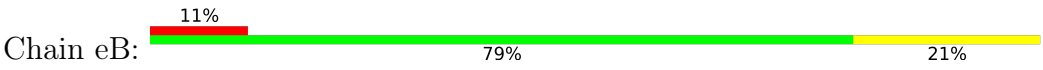

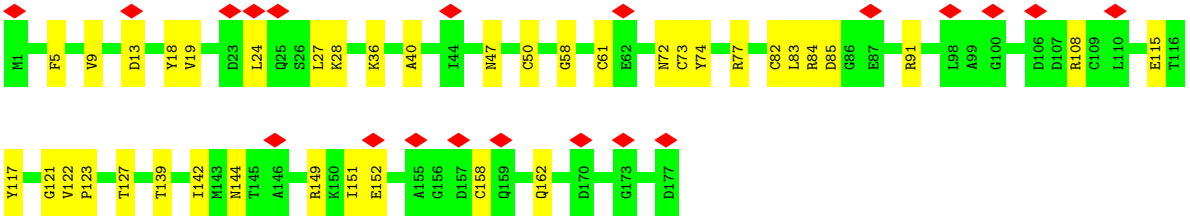

• Molecule 11: R-phycoerythrin beta chain

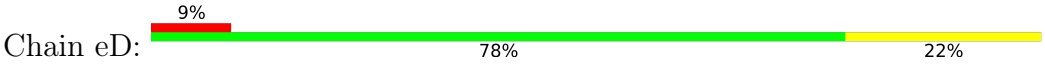

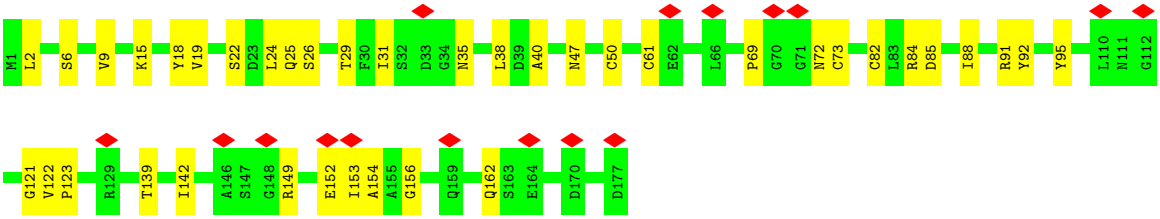

• Molecule 11: R-phycoerythrin beta chain

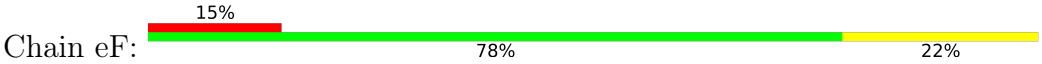

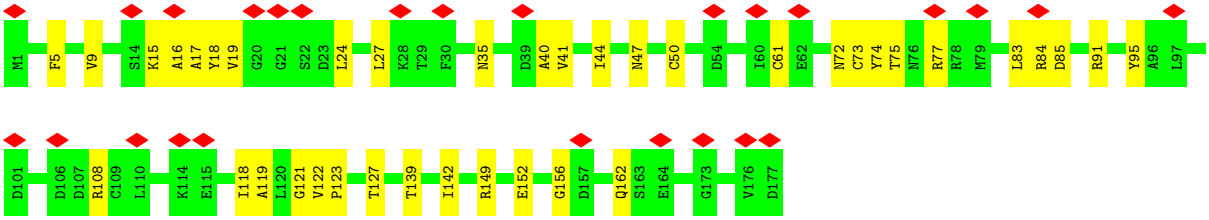

• Molecule 11: R-phycoerythrin beta chain

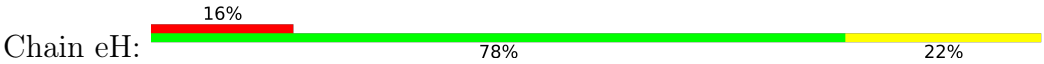

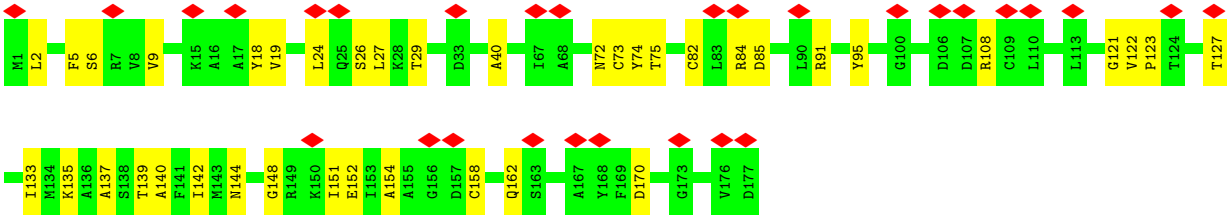

• Molecule 11: R-phycoerythrin beta chain





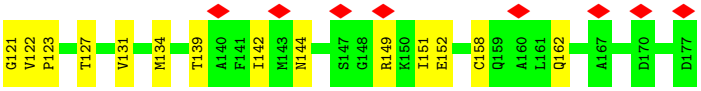

• Molecule 11: R-phycoerythrin beta chain

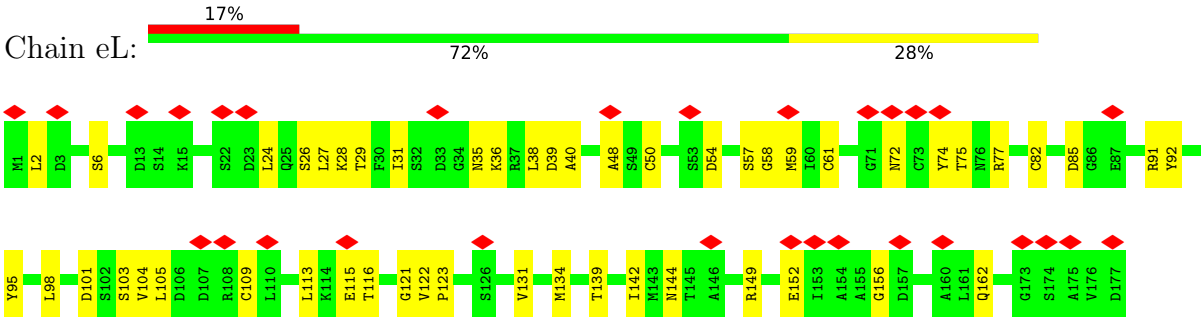

• Molecule 11: R-phycoerythrin beta chain

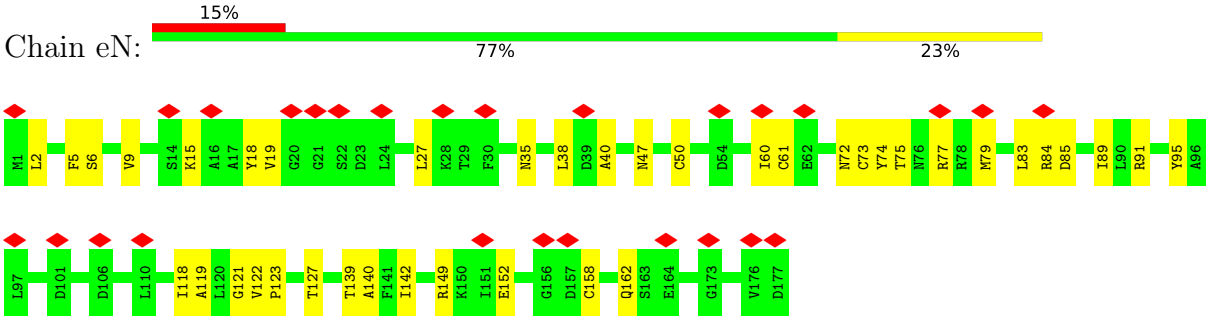

• Molecule 11: R-phycoerythrin beta chain

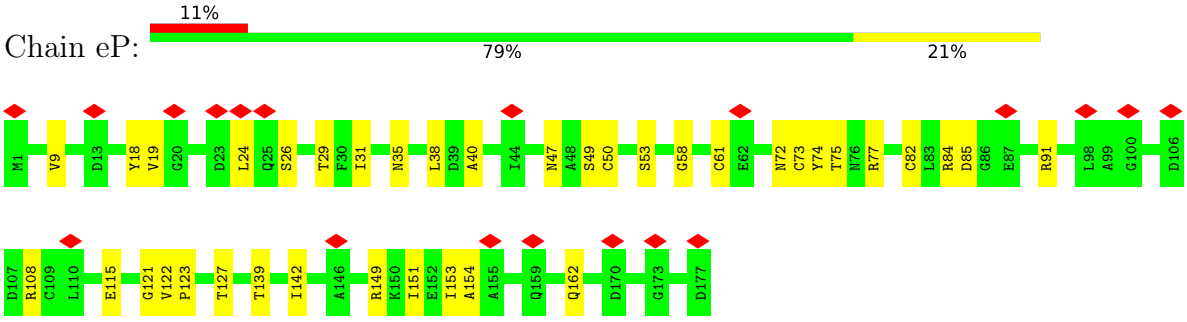

• Molecule 11: R-phycoerythrin beta chain

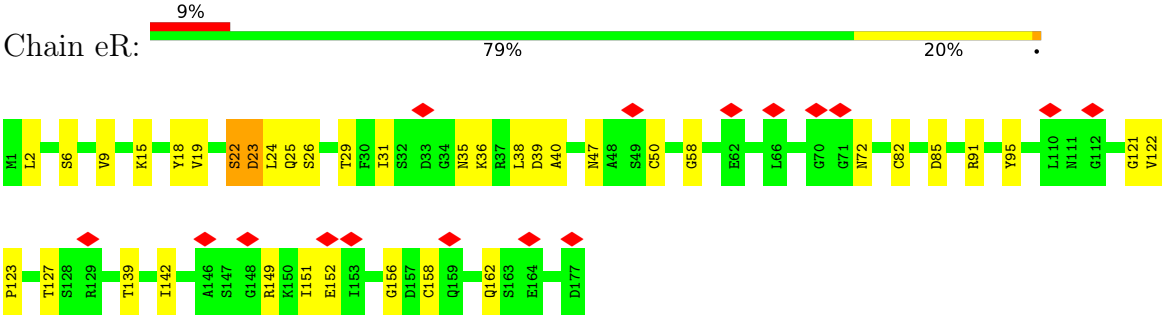

• Molecule 11: R-phycoerythrin beta chain

Chain eT:

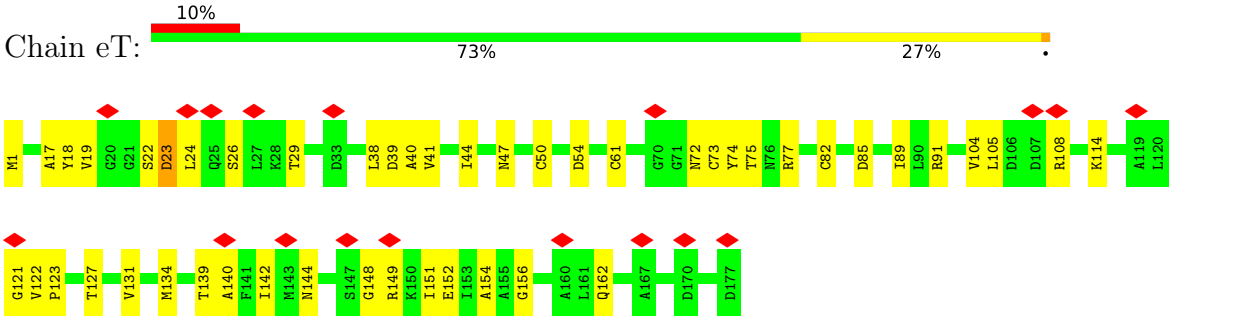

• Molecule 11: R-phycoerythrin beta chain

Chain eV:

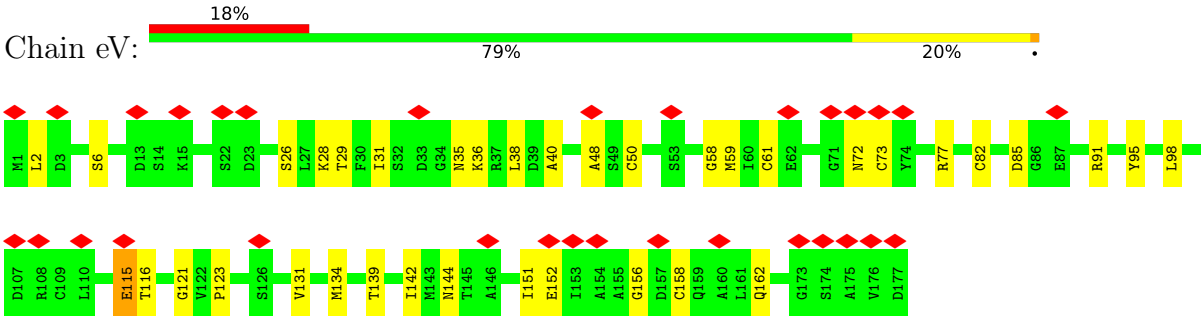

• Molecule 11: R-phycoerythrin beta chain

Chain eX:

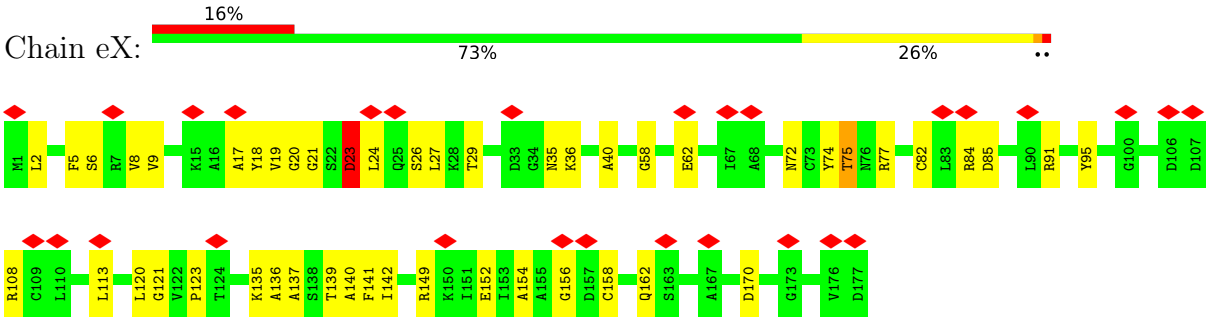

• Molecule 11: R-phycoerythrin beta chain

Chain lb:

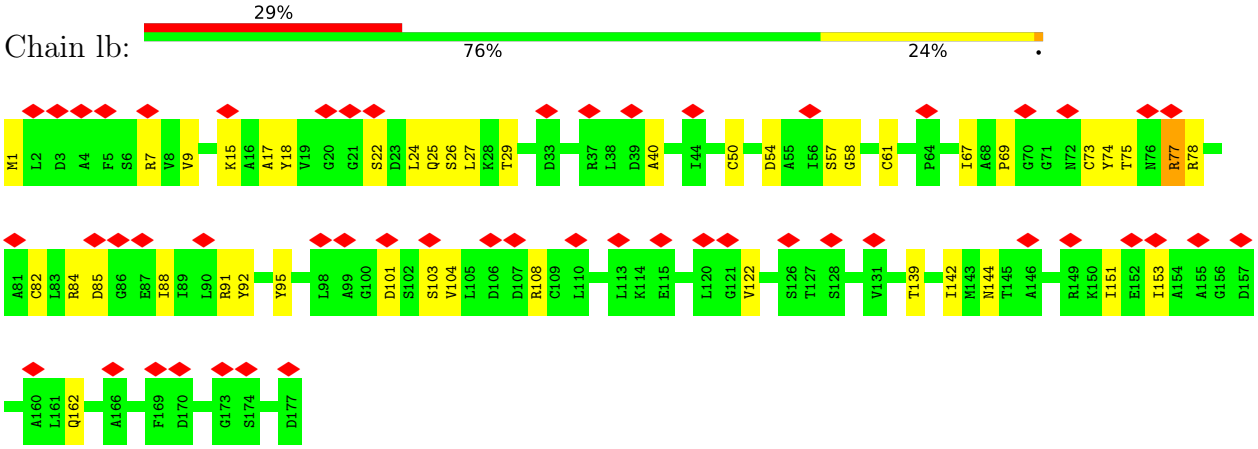

• Molecule 11: R-phycoerythrin beta chain

Chain ld:

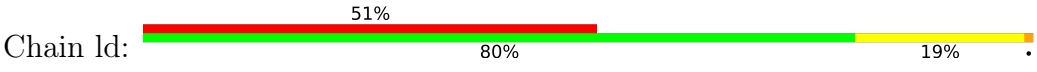

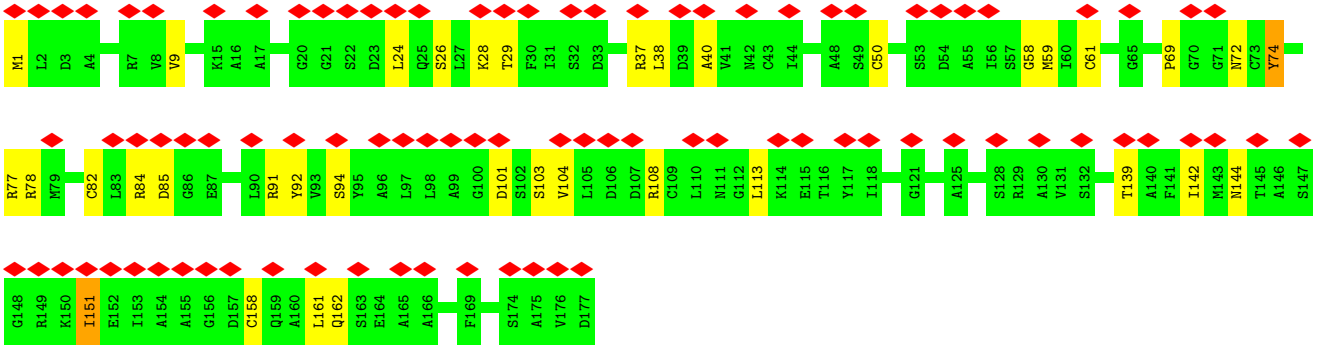

• Molecule 11: R-phycoerythrin beta chain

Chain lf:



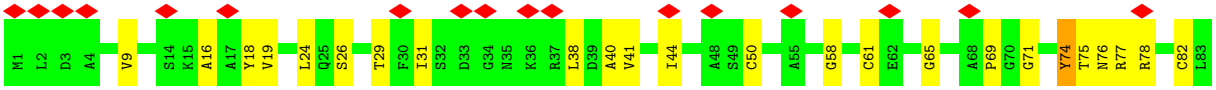

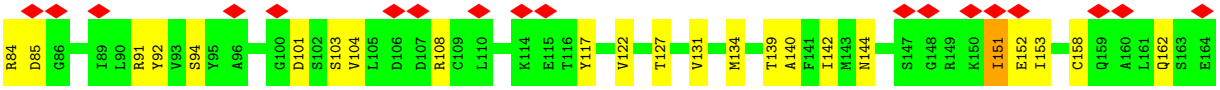



• Molecule 11: R-phycoerythrin beta chain

Chain lh:



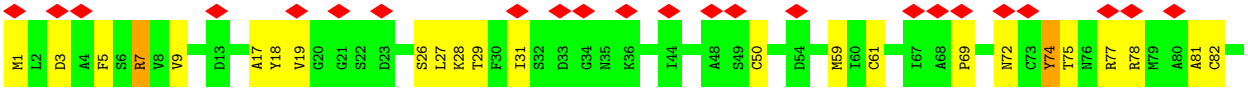

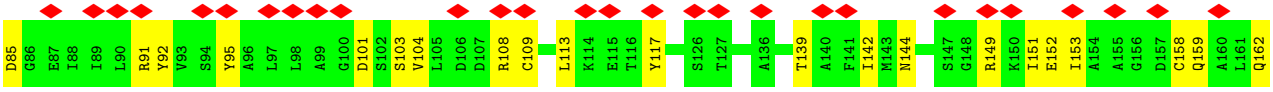

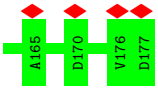

• Molecule 11: R-phycoerythrin beta chain

Chain lj:

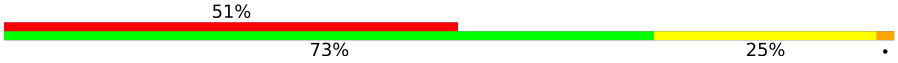

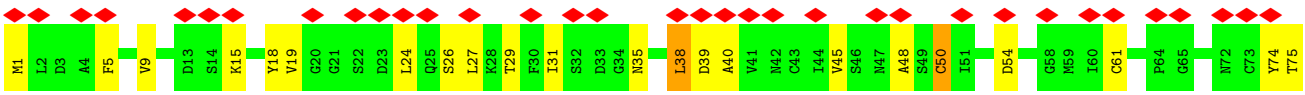

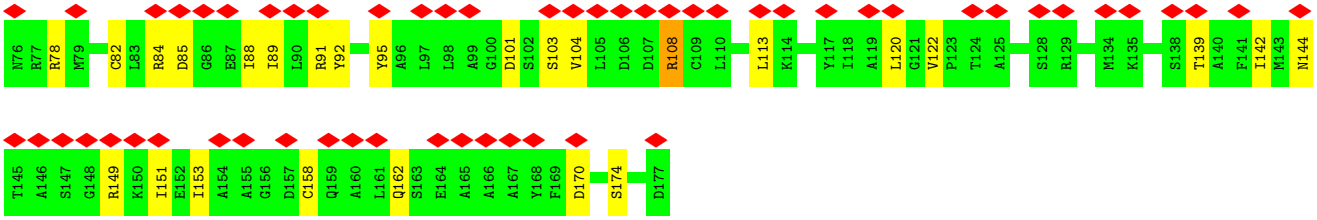

• Molecule 11: R-phycoerythrin beta chain

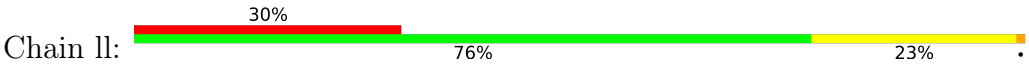

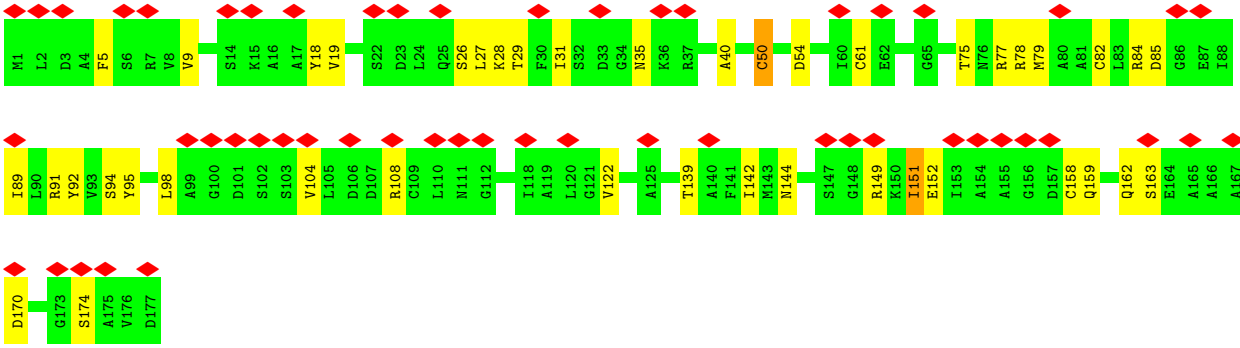

• Molecule 11: R-phycoerythrin beta chain

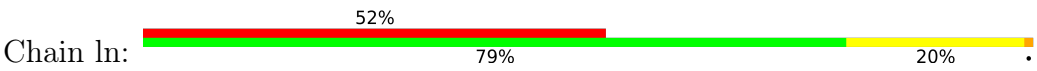

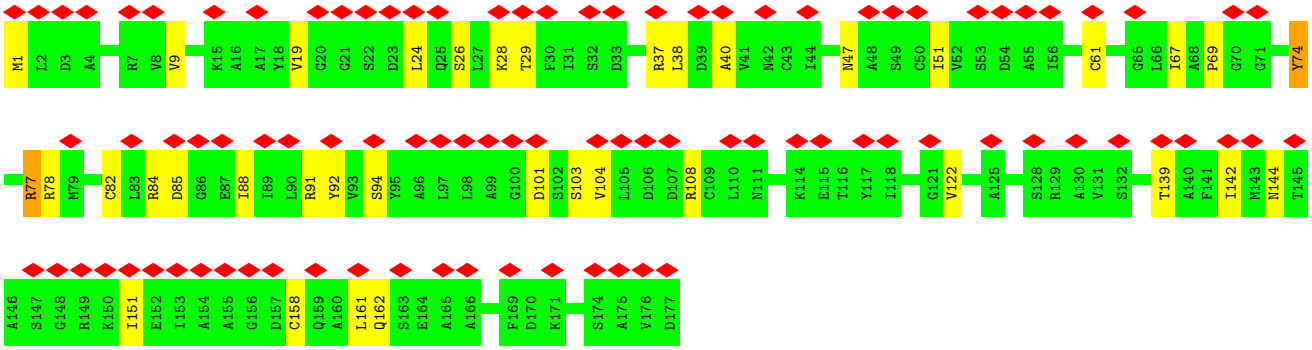

• Molecule 11: R-phycoerythrin beta chain

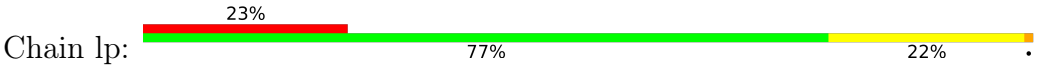

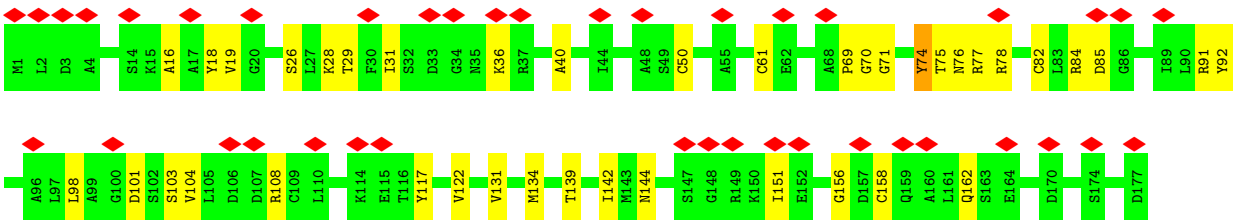

• Molecule 11: R-phycoerythrin beta chain

Chain lr:

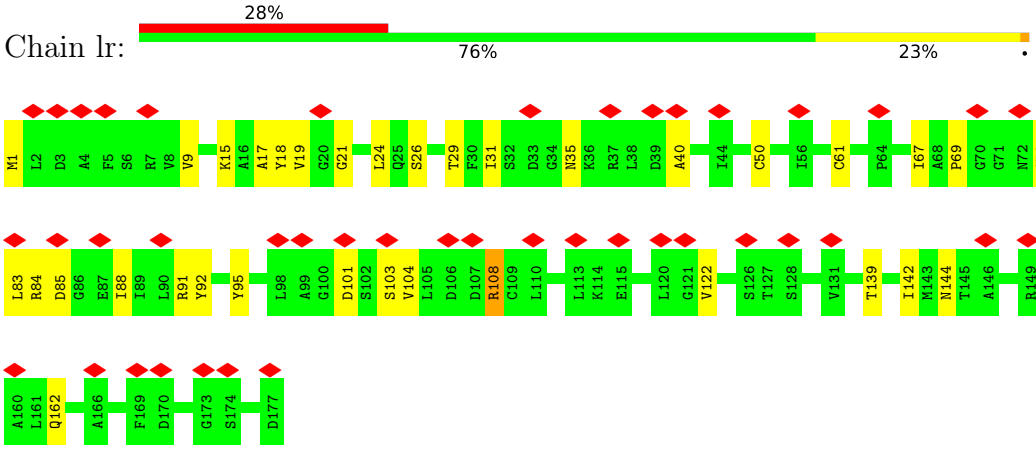

• Molecule 11: R-phycoerythrin beta chain

Chain lt:

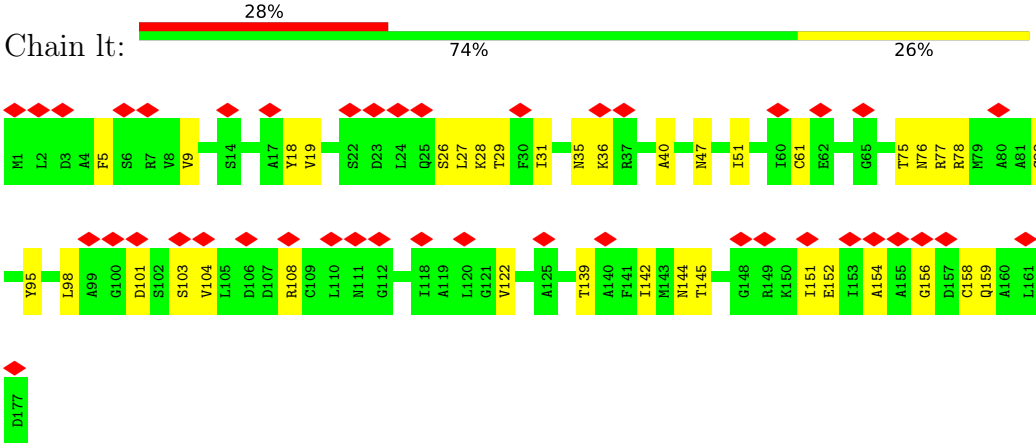

• Molecule 11: R-phycoerythrin beta chain

Chain lv:

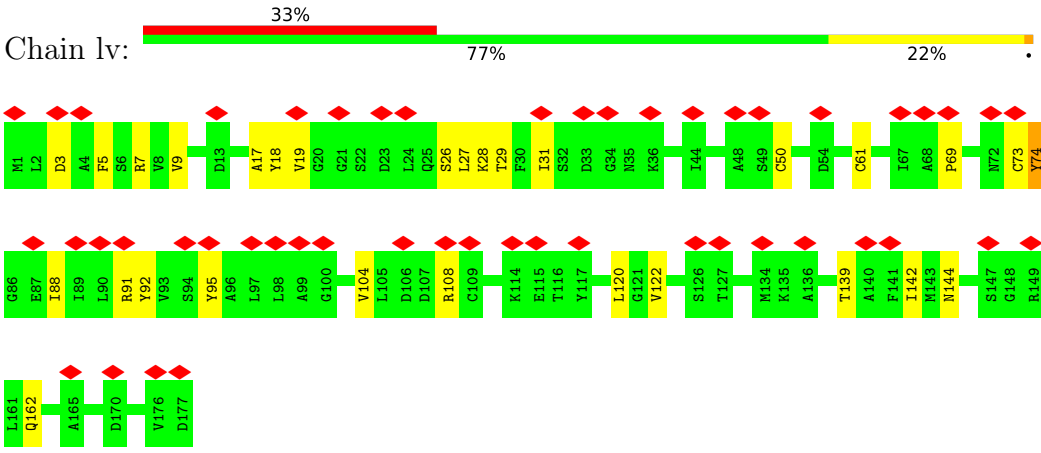

• Molecule 11: R-phycoerythrin beta chain

Chain lx:

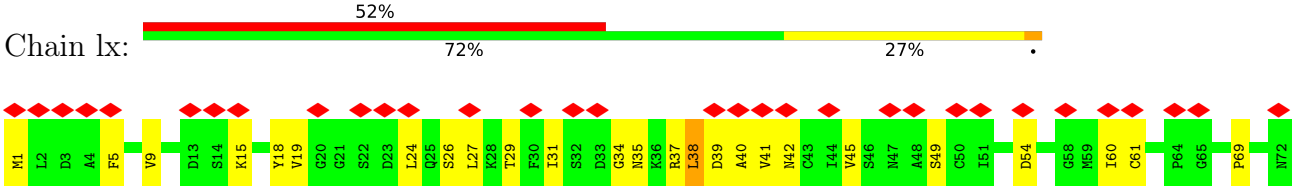

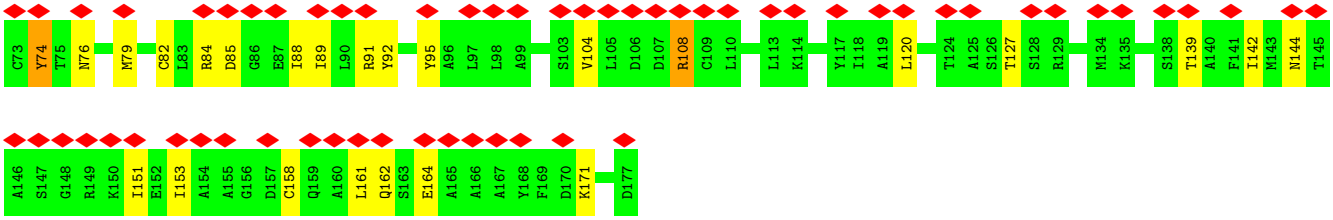

• Molecule 11: R-phycoerythrin beta chain

Chain fa:

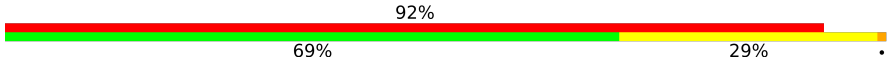

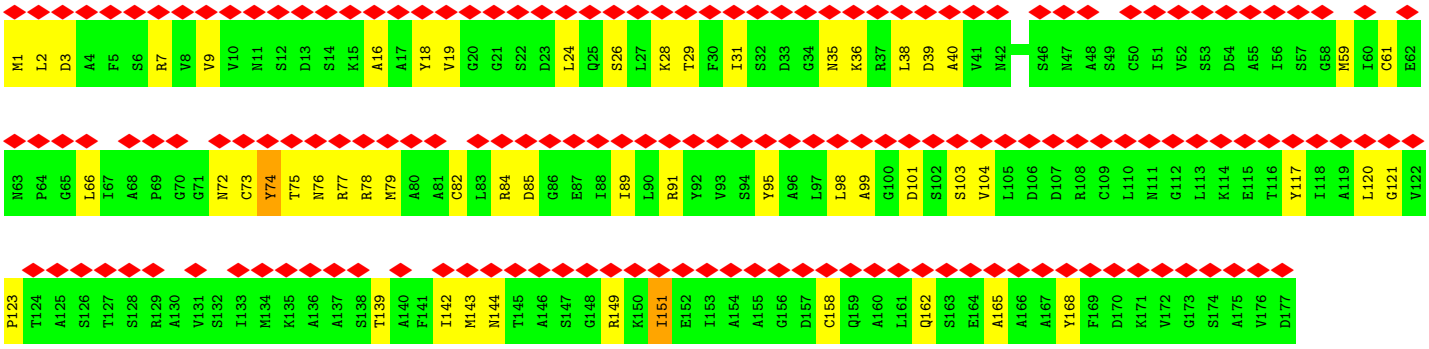

• Molecule 11: R-phycoerythrin beta chain

Chain fc:

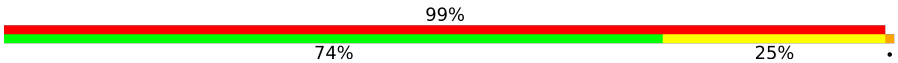

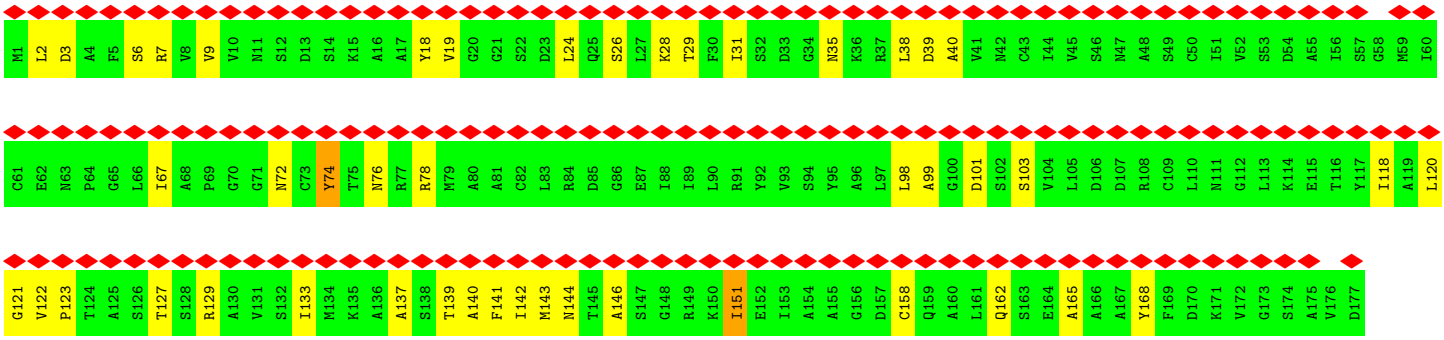

• Molecule 11: R-phycoerythrin beta chain

Chain ff:

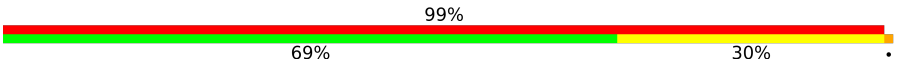

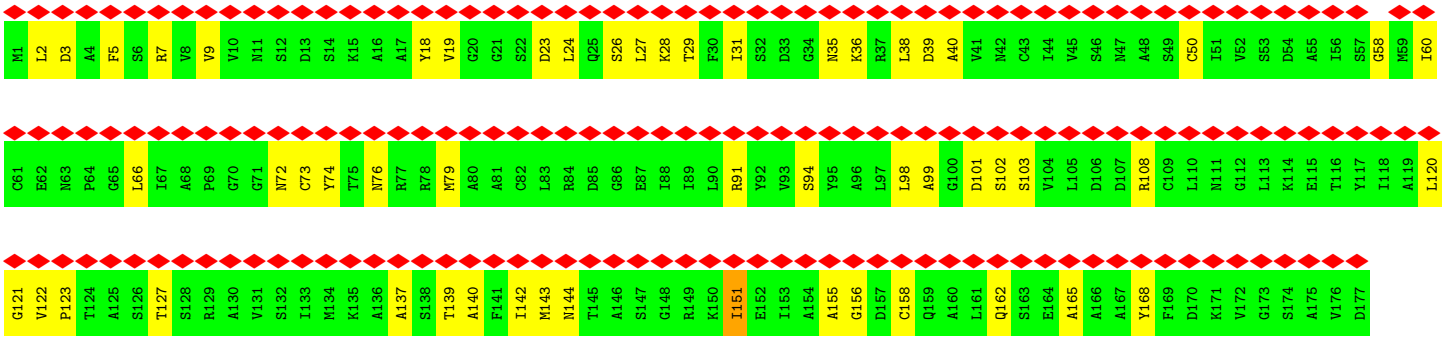

• Molecule 11: R-phycoerythrin beta chain

Chain fi:

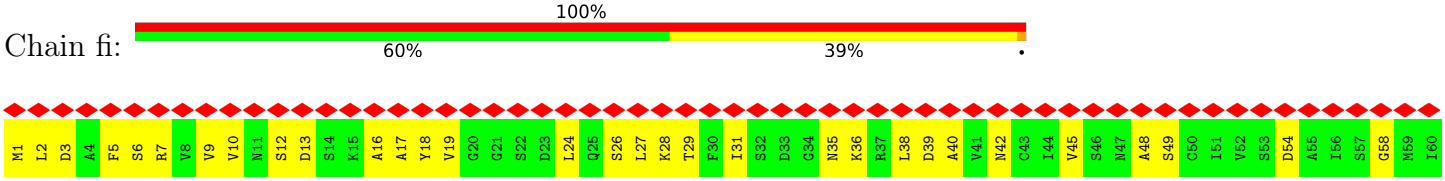

• Molecule 11: R-phycoerythrin beta chain

Chain fj:

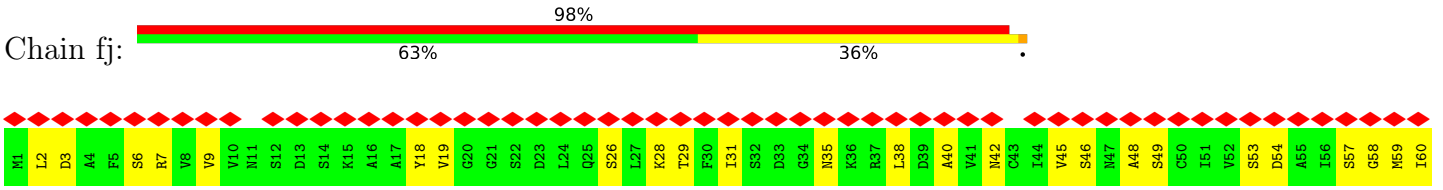

• Molecule 11: R-phycoerythrin beta chain

Chain fm:

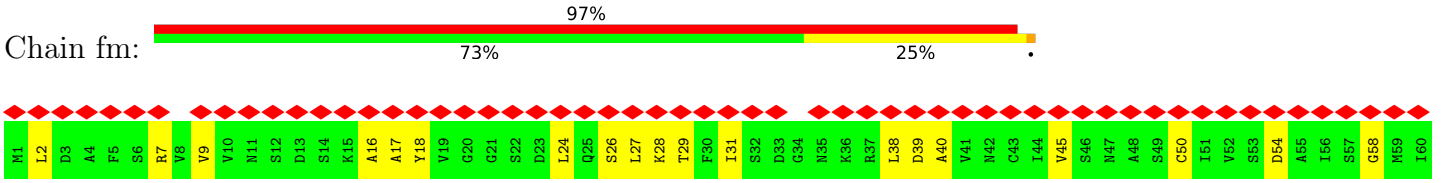

• Molecule 11: R-phycoerythrin beta chain

Chain fo:

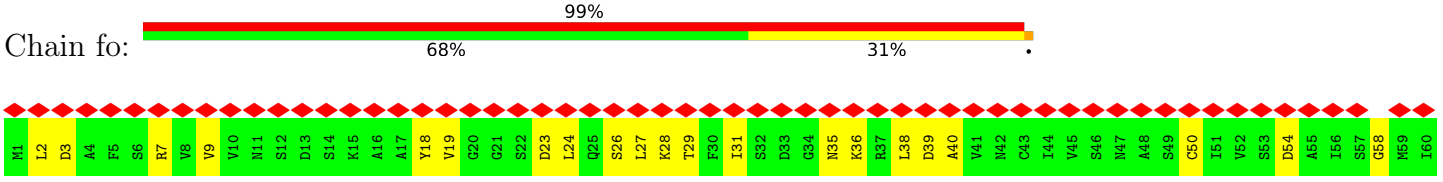

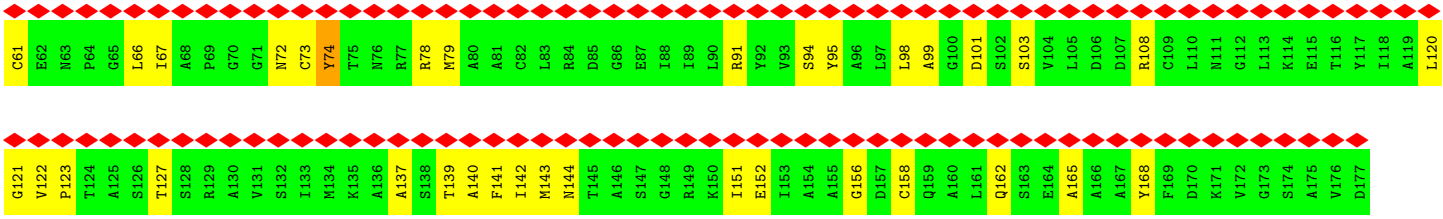

• Molecule 11: R-phycoerythrin beta chain

Chain fq:

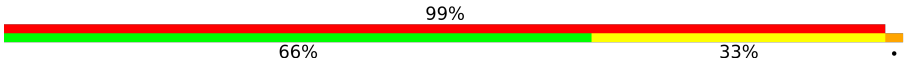

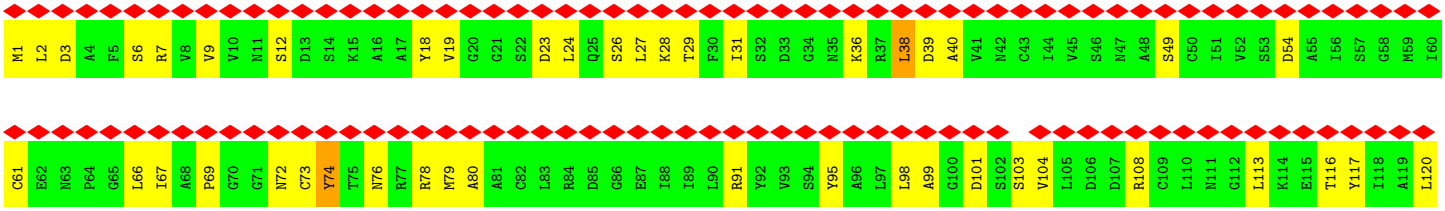

• Molecule 11: R-phycoerythrin beta chain

Chain fs:

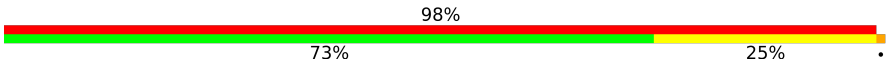

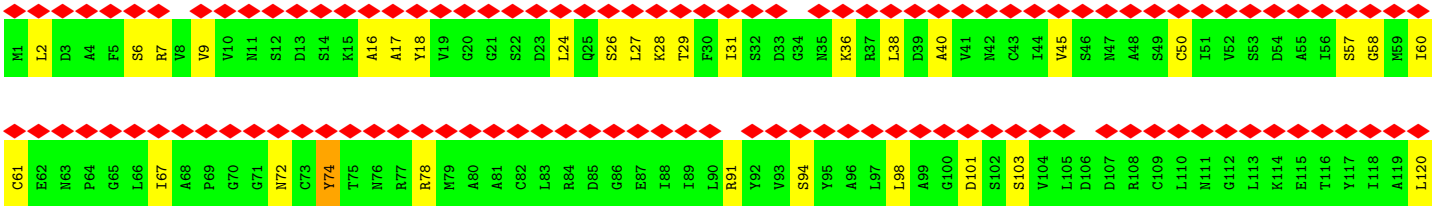

• Molecule 11: R-phycoerythrin beta chain

Chain fu:

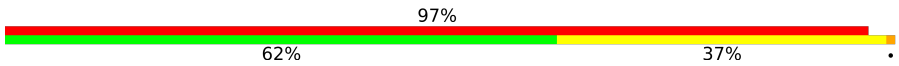

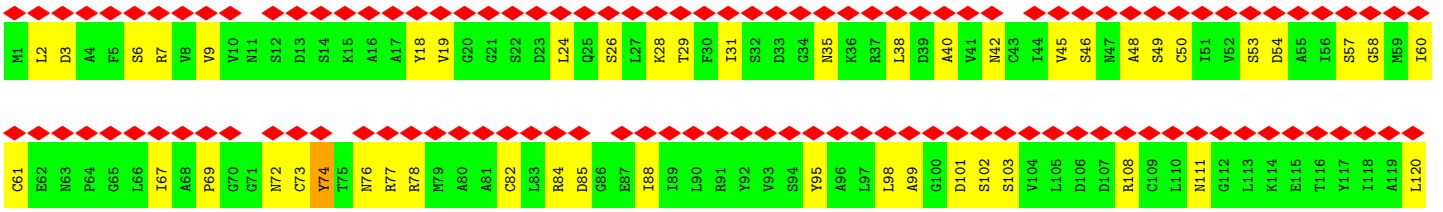

• Molecule 11: R-phycoerythrin beta chain

Chain fw:

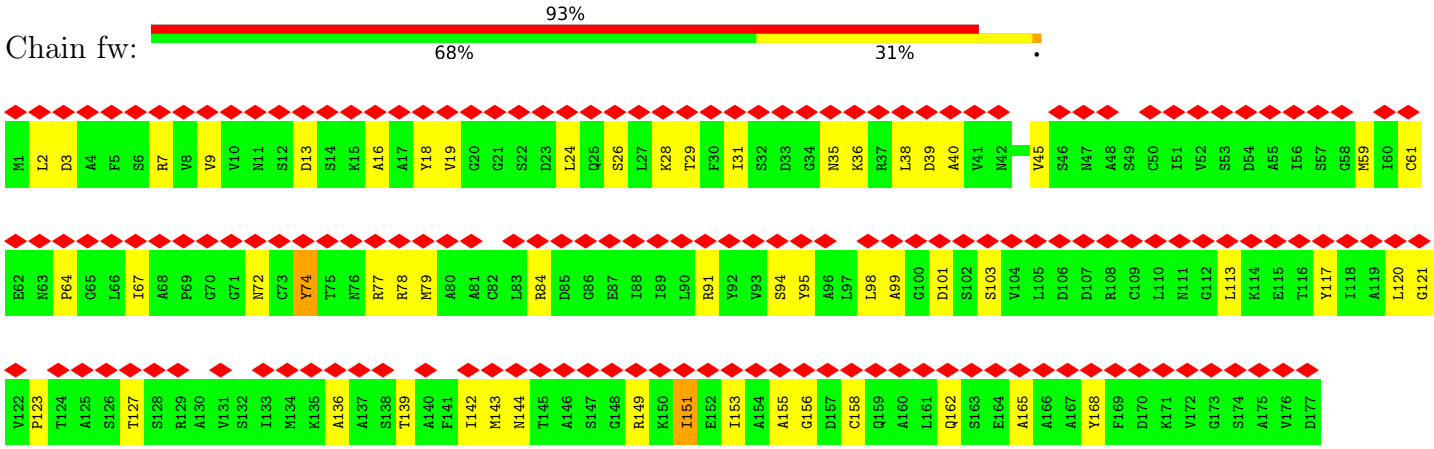

• Molecule 11: R-phycoerythrin beta chain

Chain fy:

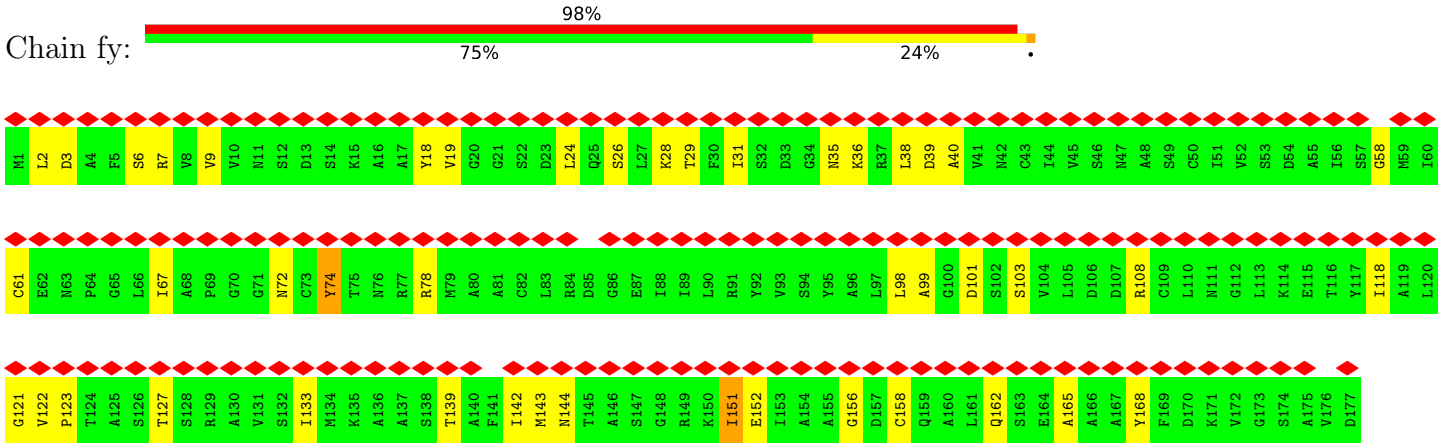

• Molecule 11: R-phycoerythrin beta chain

Chain ga:

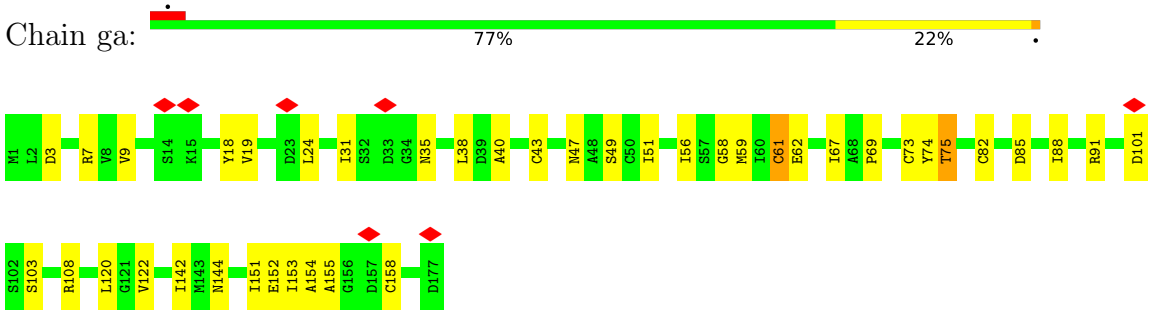

• Molecule 11: R-phycoerythrin beta chain

Chain gd:

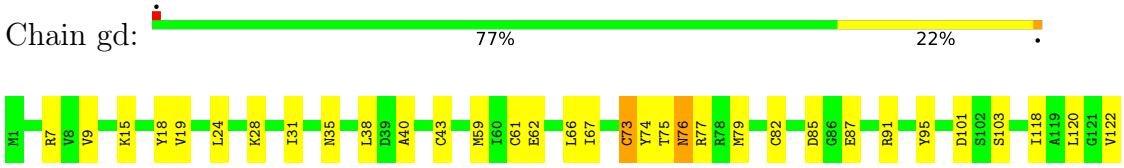



• Molecule 11: R-phycoerythrin beta chain

Chain ge:



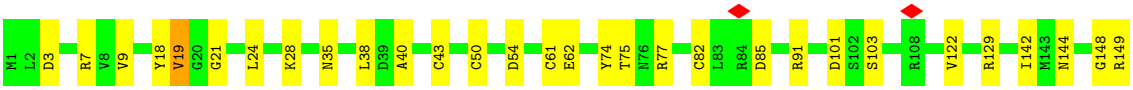

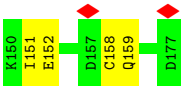

• Molecule 11: R-phycoerythrin beta chain

Chain gg:



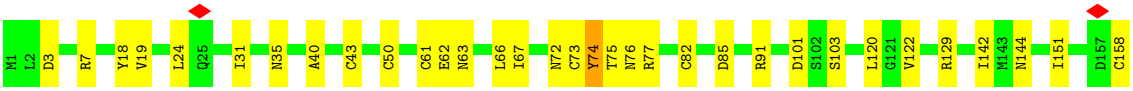



• Molecule 11: R-phycoerythrin beta chain

Chain gi:



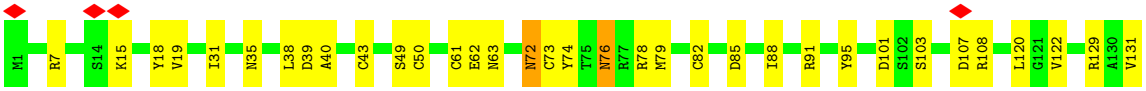

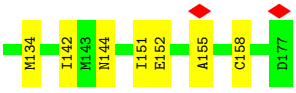

• Molecule 11: R-phycoerythrin beta chain

Chain gk:



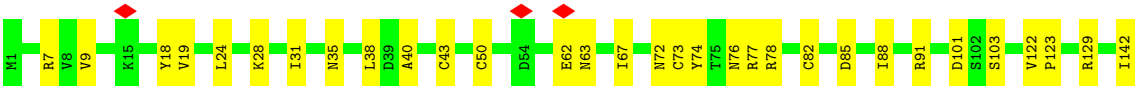

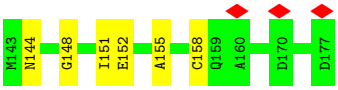

• Molecule 11: R-phycoerythrin beta chain

Chain gn:

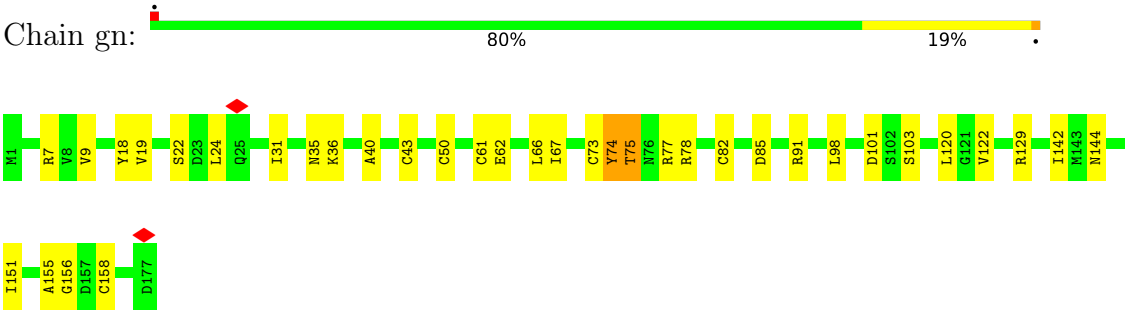

• Molecule 11: R-phycoerythrin beta chain

Chain gp:

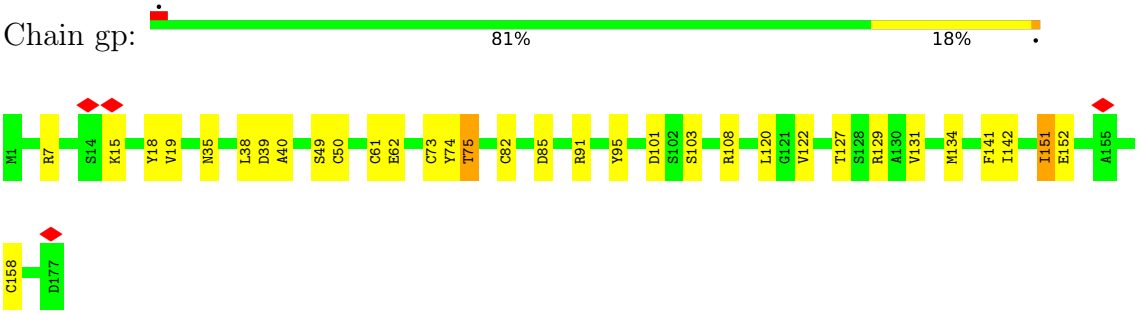

• Molecule 11: R-phycoerythrin beta chain

Chain gr:

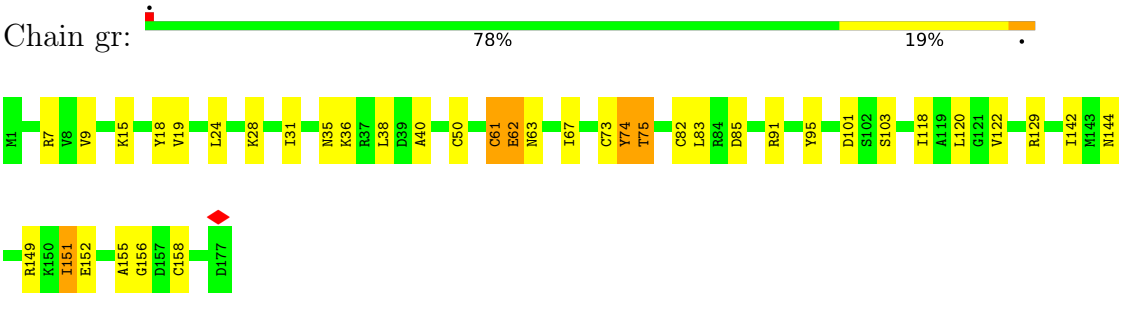

• Molecule 11: R-phycoerythrin beta chain

Chain gt:

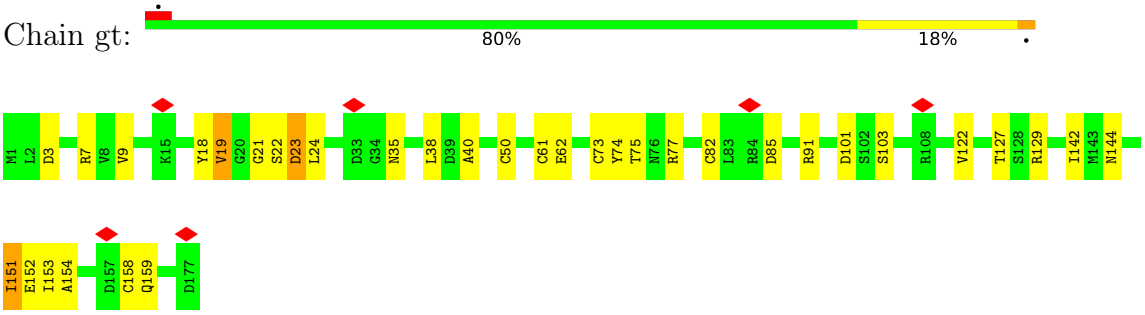

• Molecule 11: R-phycoerythrin beta chain

Chain gv:

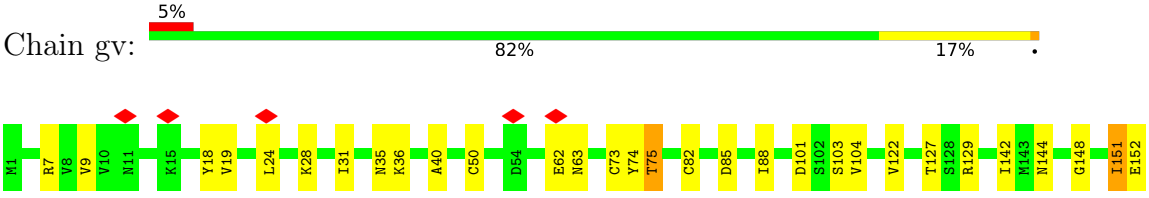

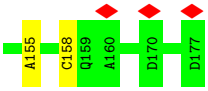

• Molecule 11: R-phycoerythrin beta chain

Chain gx:



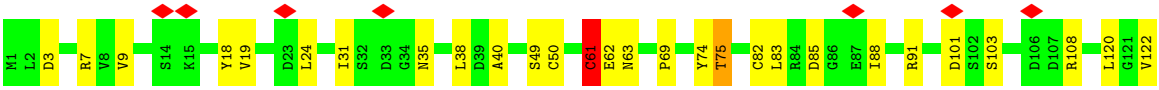

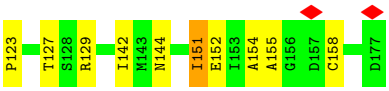

• Molecule 11: R-phycoerythrin beta chain

Chain hB:

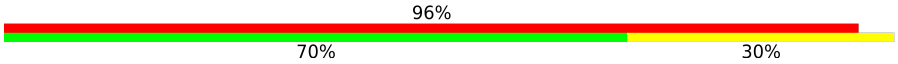

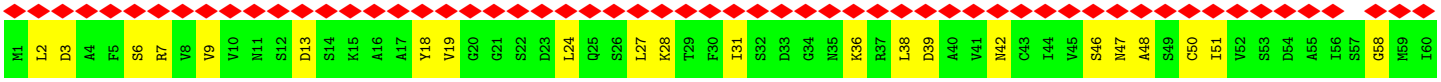

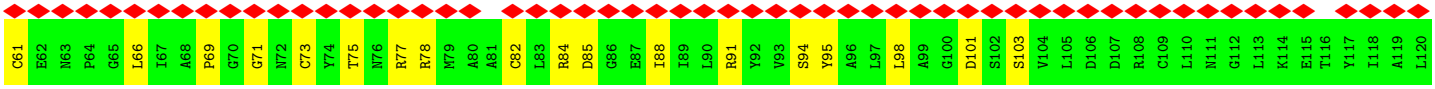

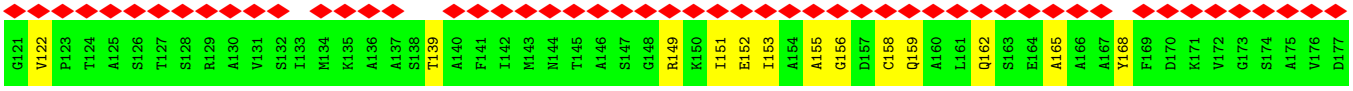

• Molecule 11: R-phycoerythrin beta chain

Chain hD:

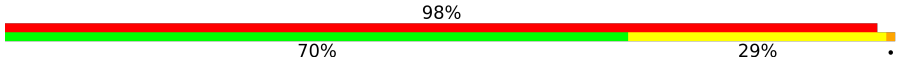

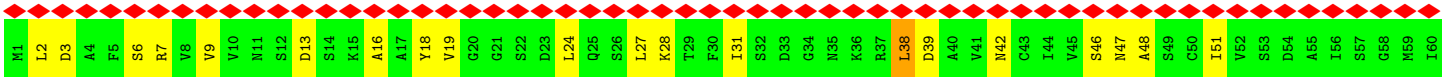

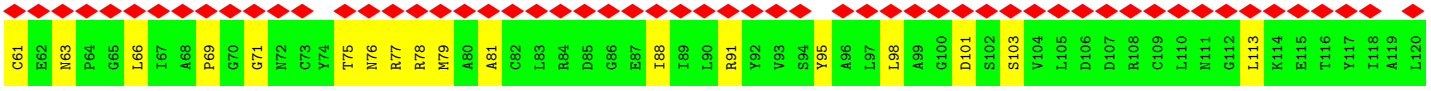

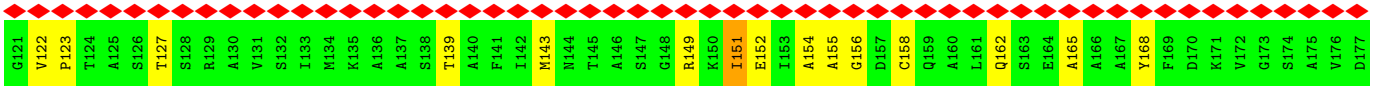

• Molecule 11: R-phycoerythrin beta chain

Chain hG:

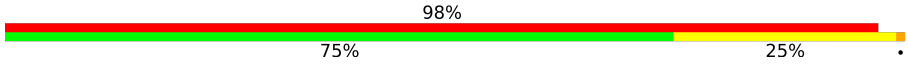

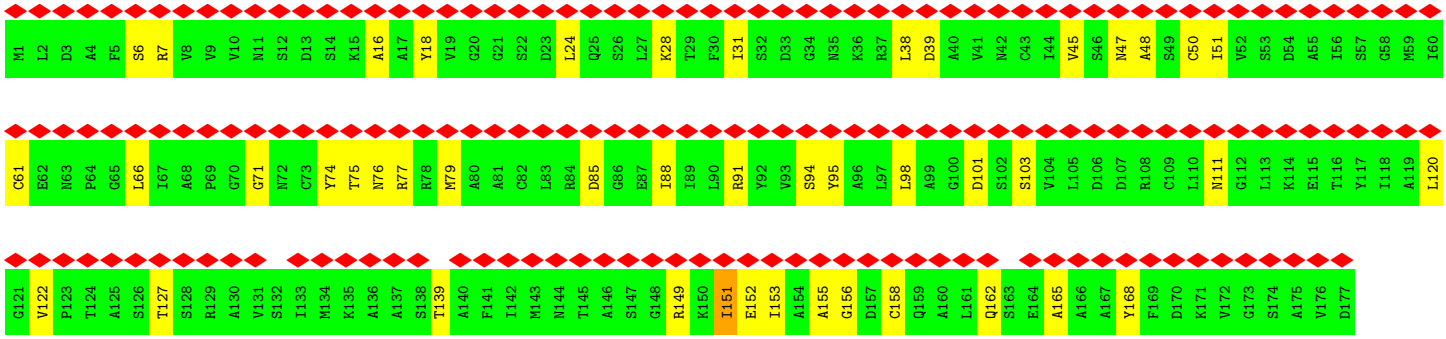

• Molecule 11: R-phycoerythrin beta chain

Chain hH:

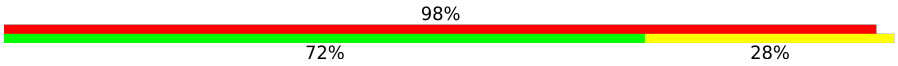

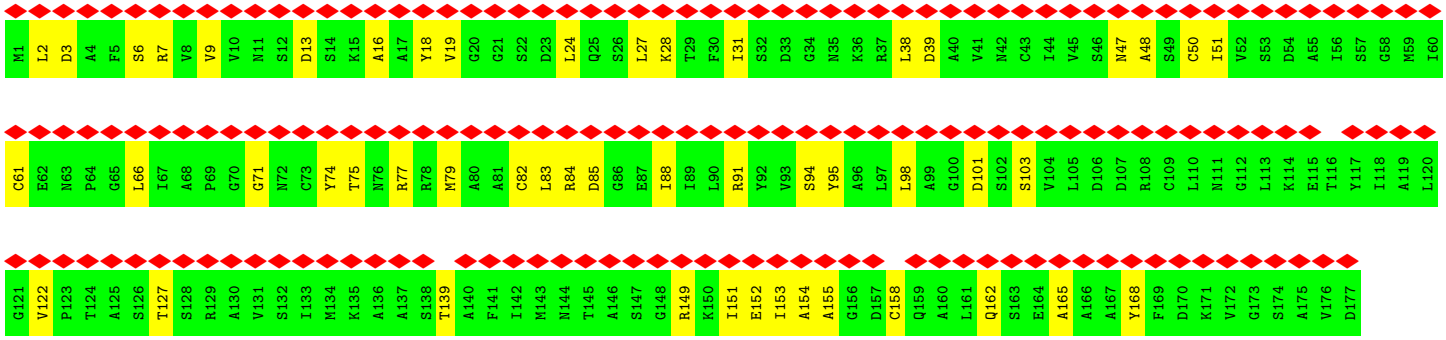

• Molecule 11: R-phycoerythrin beta chain

Chain hJ:

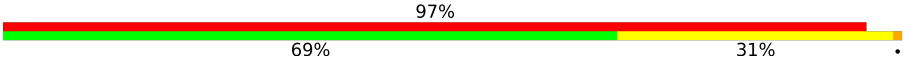



• Molecule 11: R-phycoerythrin beta chain

Chain hL:

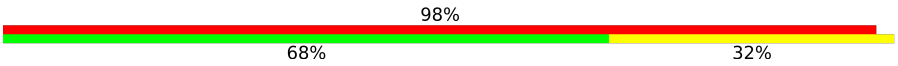

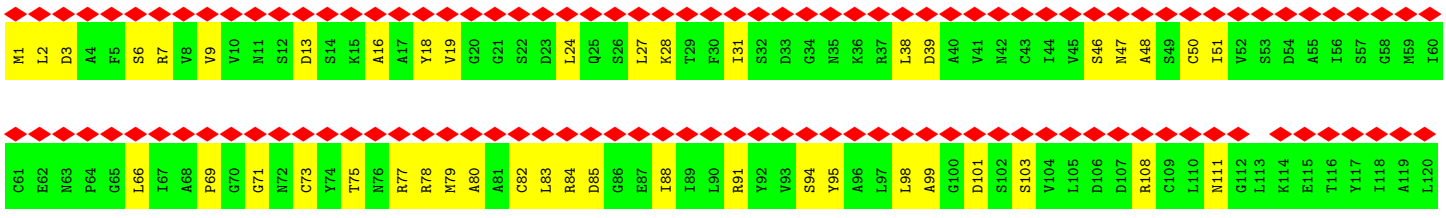

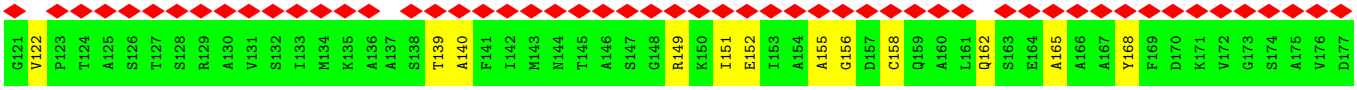

• Molecule 11: R-phycoerythrin beta chain

Chain hN:

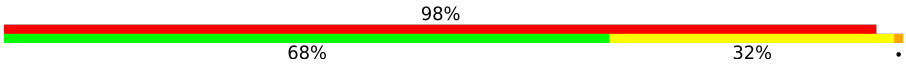

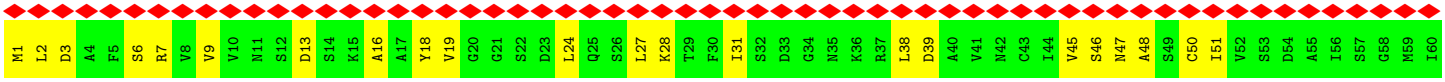

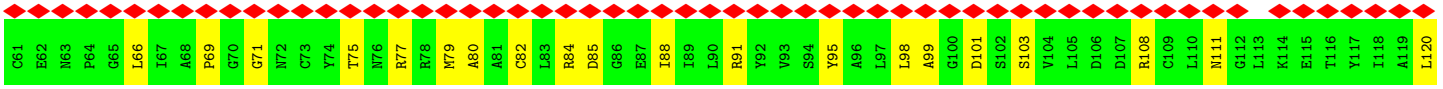

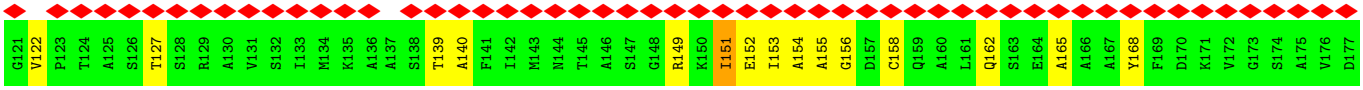

• Molecule 11: R-phycoerythrin beta chain

Chain hP:

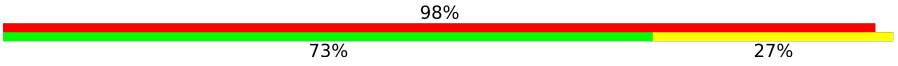

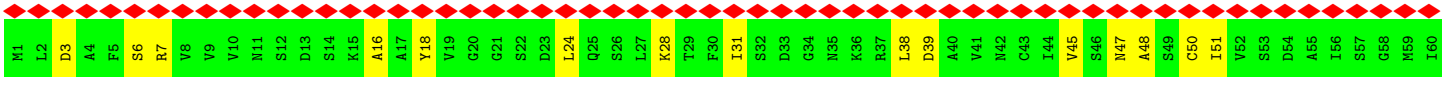

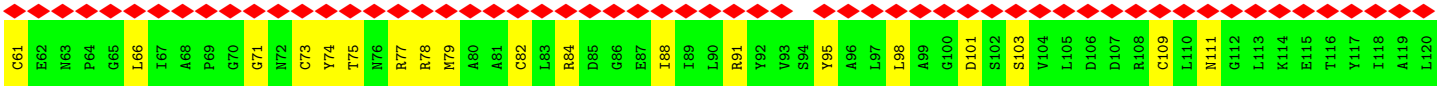

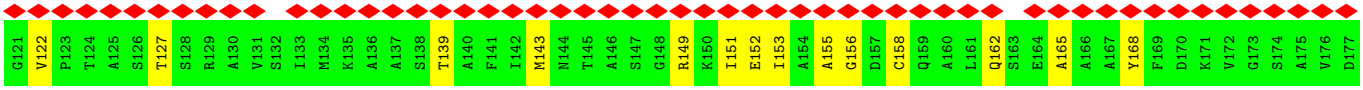

• Molecule 11: R-phycoerythrin beta chain

Chain hR:

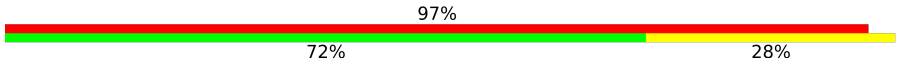

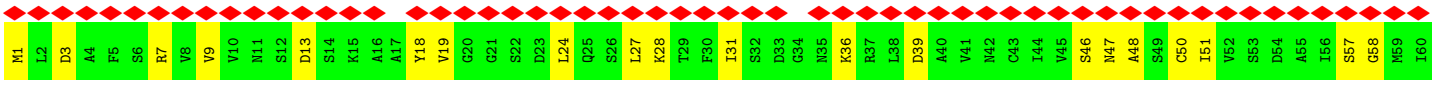

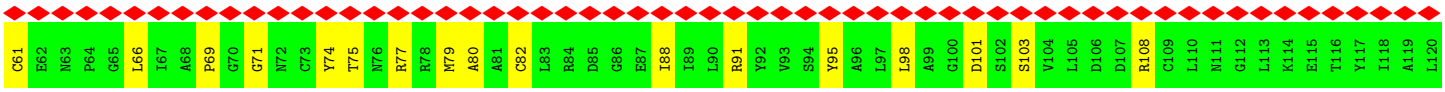

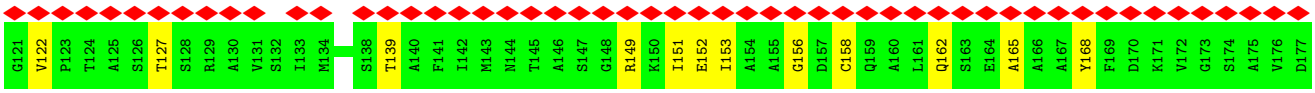

• Molecule 11: R-phycoerythrin beta chain

Chain hT:

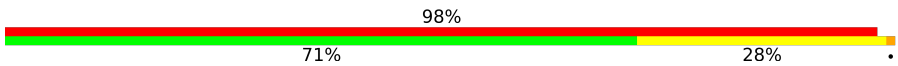

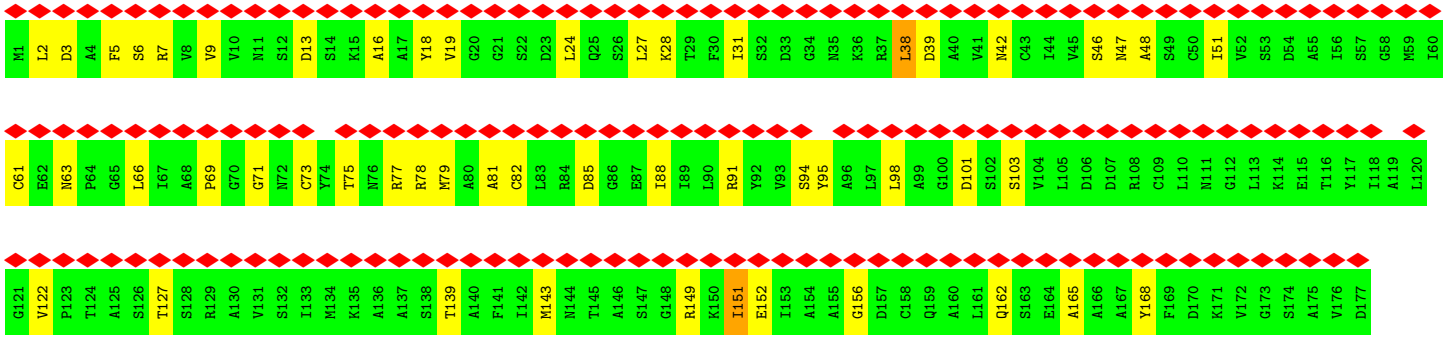

• Molecule 11: R-phycoerythrin beta chain

Chain hV:

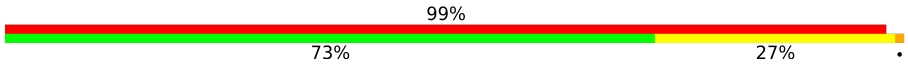

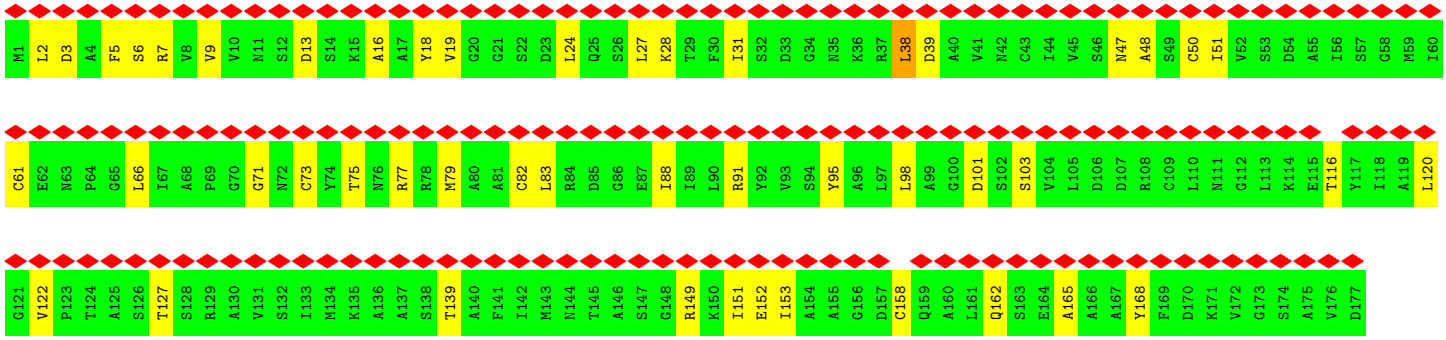

• Molecule 11: R-phycoerythrin beta chain

Chain hX:

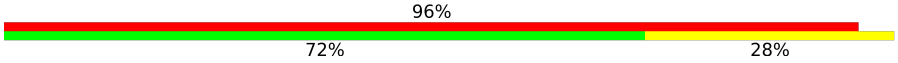



• Molecule 11: R-phycoerythrin beta chain

Chain iC:



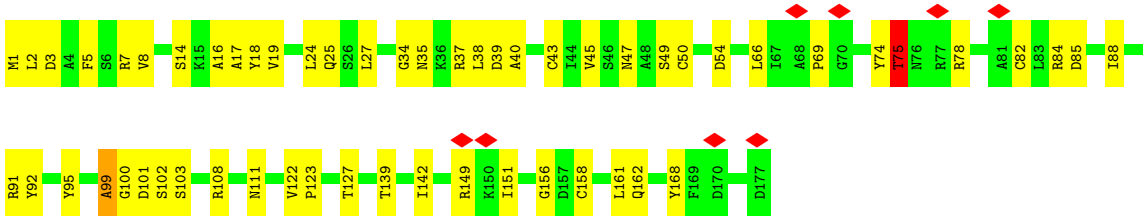

• Molecule 11: R-phycoerythrin beta chain

Chain iD:

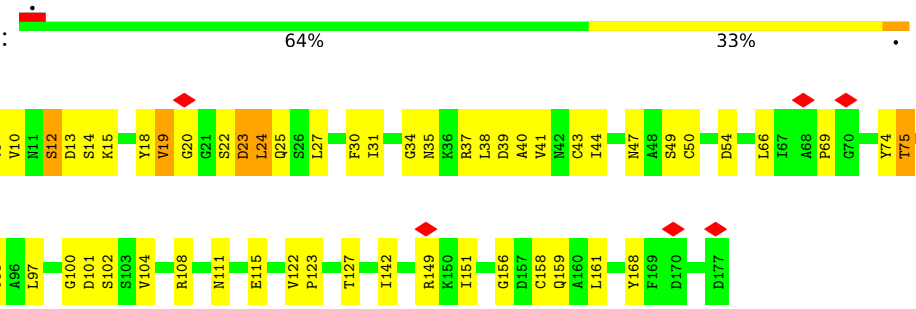

• Molecule 11: R-phycoerythrin beta chain

Chain iE:

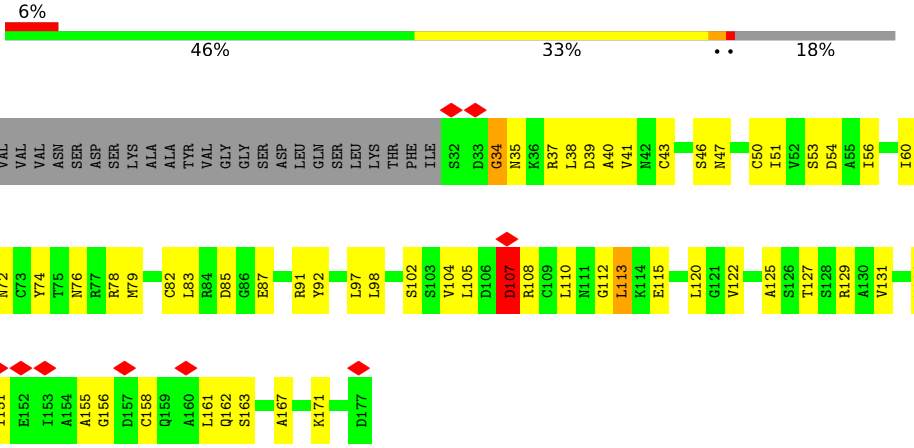

• Molecule 11: R-phycoerythrin beta chain

Chain iF:

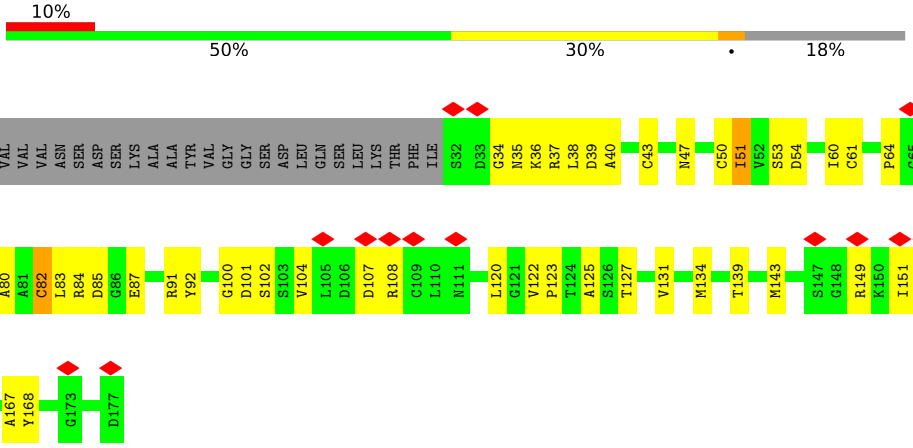

• Molecule 11: R-phycoerythrin beta chain

Chain iG:

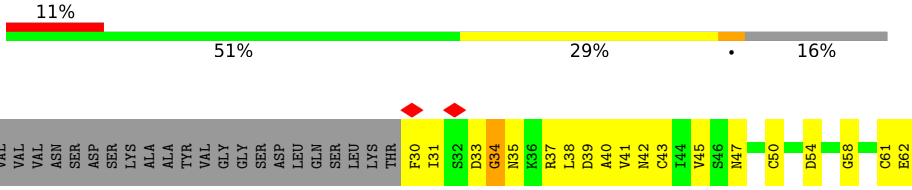

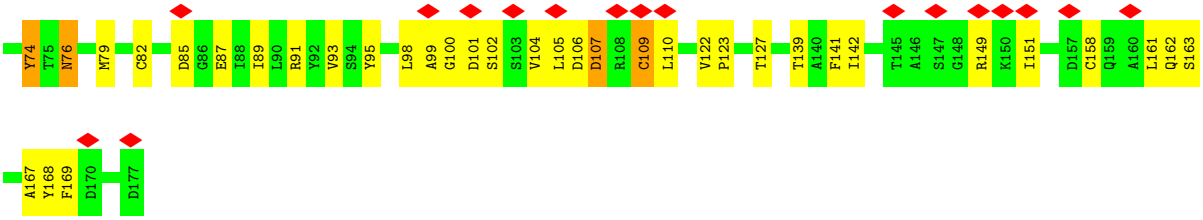

• Molecule 11: R-phycoerythrin beta chain

Chain iH:



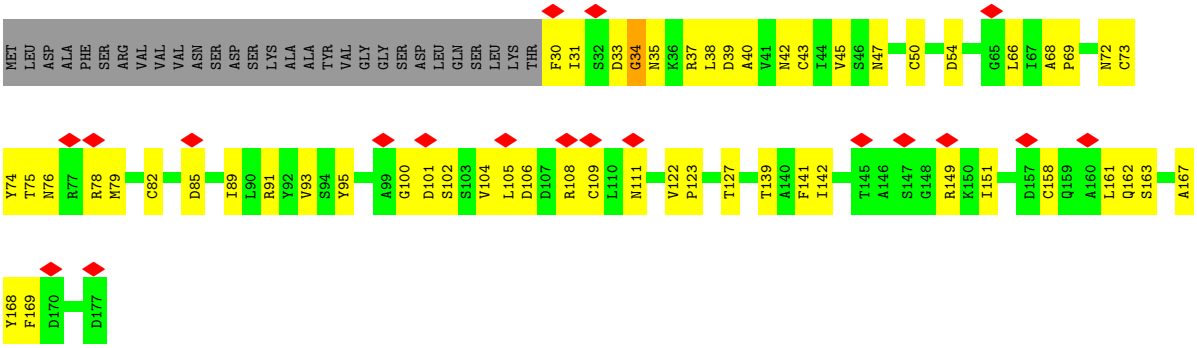

• Molecule 11: R-phycoerythrin beta chain

Chain jI:



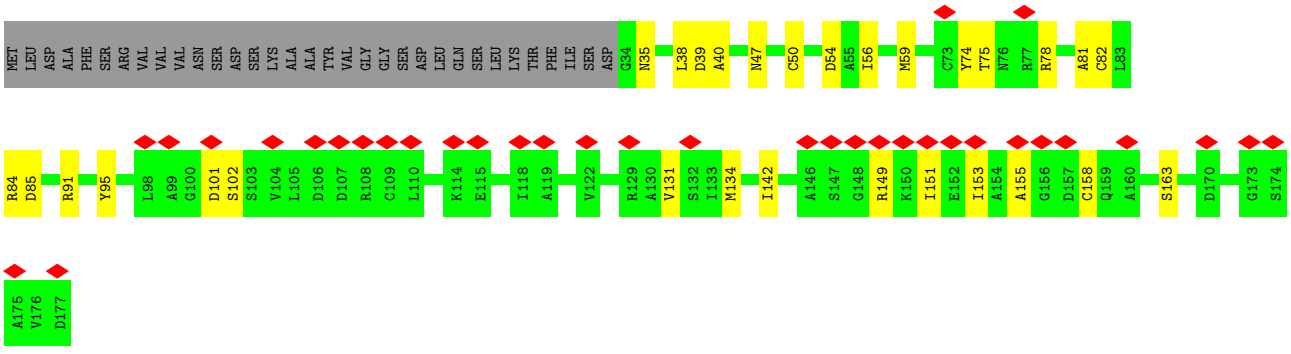

• Molecule 11: R-phycoerythrin beta chain

Chain jJ:



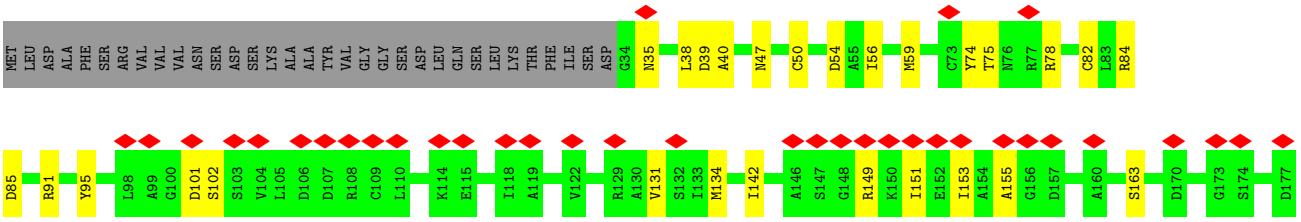

• Molecule 11: R-phycoerythrin beta chain

Chain jK:

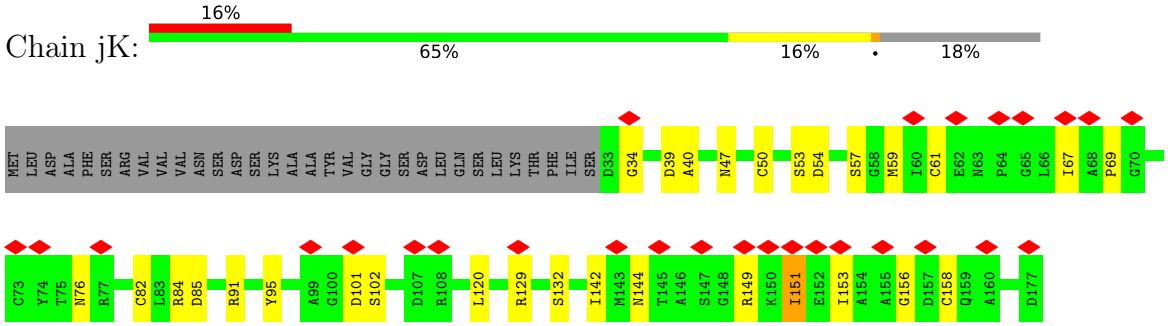

• Molecule 11: R-phycoerythrin beta chain

Chain jL:

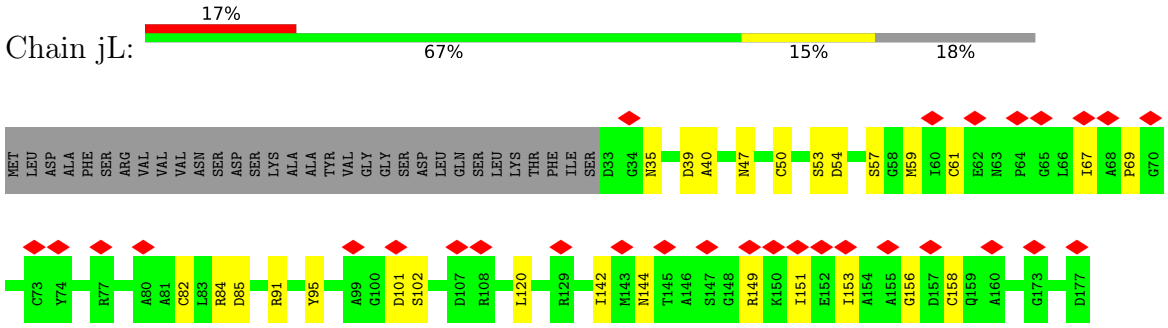

• Molecule 11: R-phycoerythrin beta chain

Chain jM:

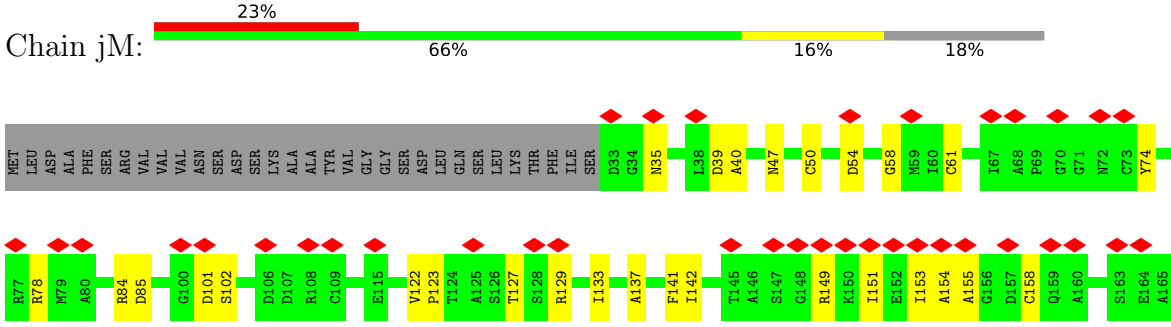

• Molecule 11: R-phycoerythrin beta chain

Chain jN:

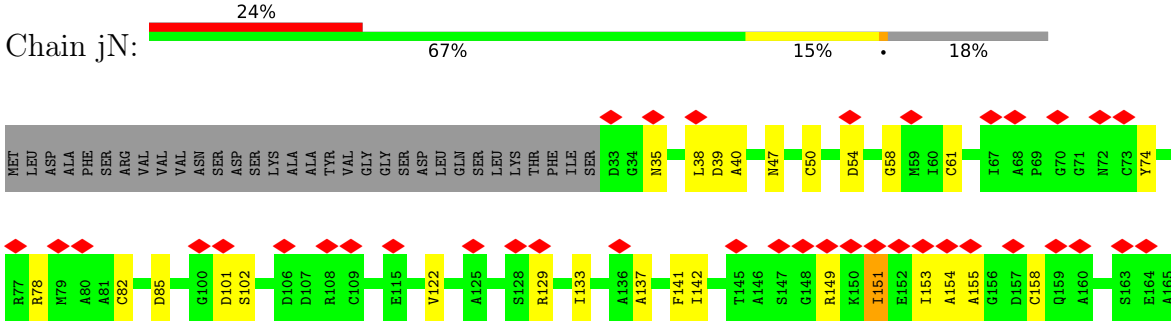

• Molecule 11: R-phycoerythrin beta chain

Chain jO:



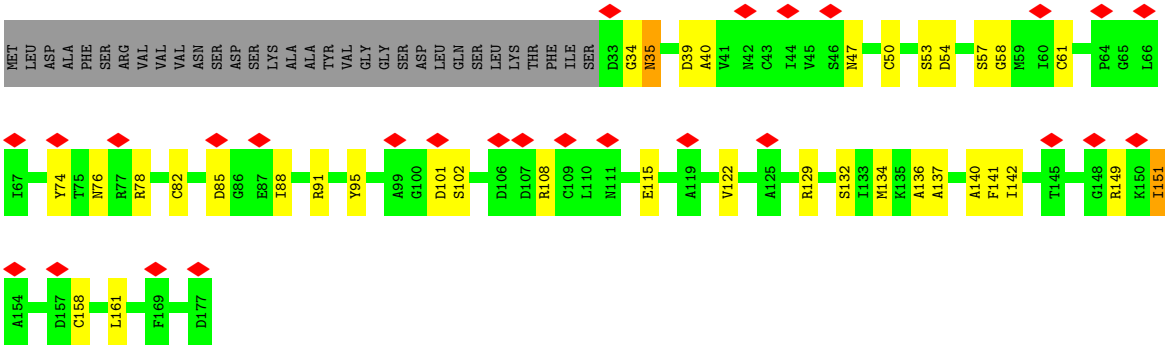

• Molecule 11: R-phycoerythrin beta chain

Chain jP:



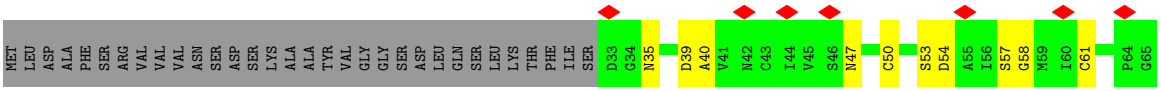

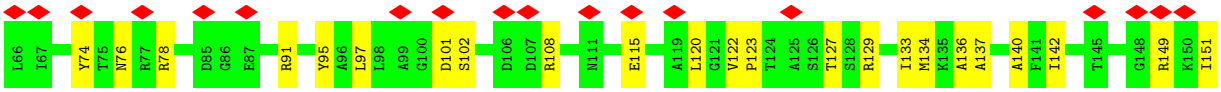

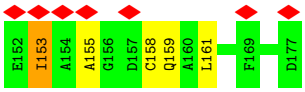

• Molecule 11: R-phycoerythrin beta chain

Chain kQ:



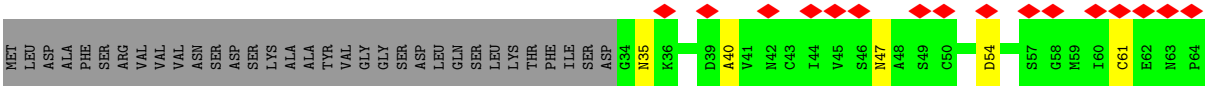

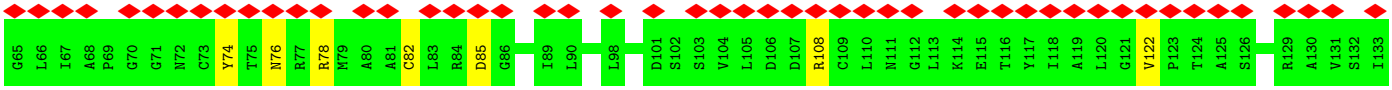

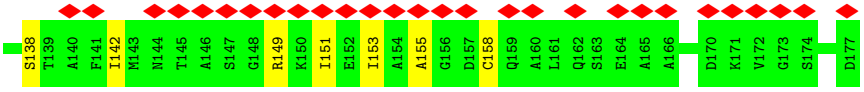

• Molecule 11: R-phycoerythrin beta chain

Chain kR:



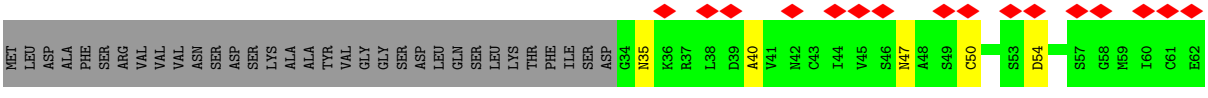

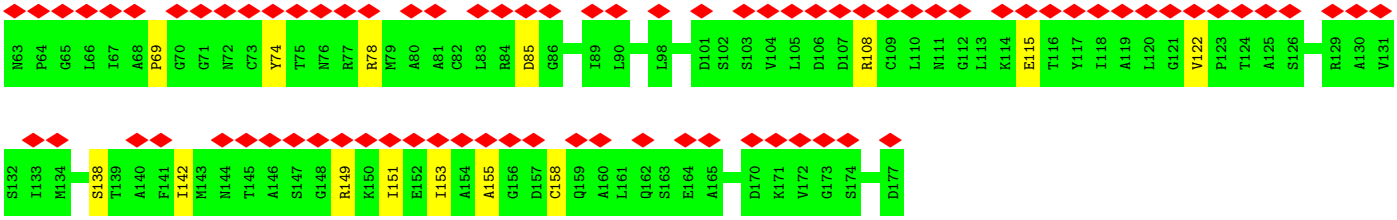

• Molecule 11: R-phycoerythrin beta chain



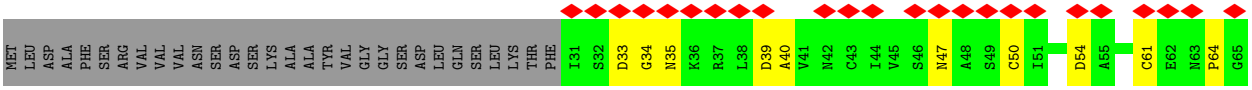

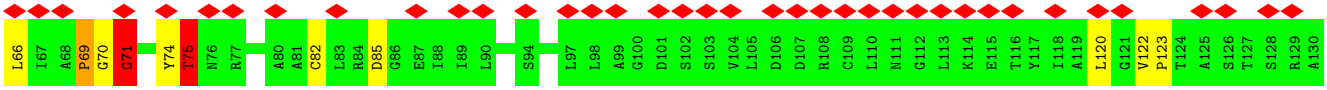

• Molecule 11: R-phycoerythrin beta chain



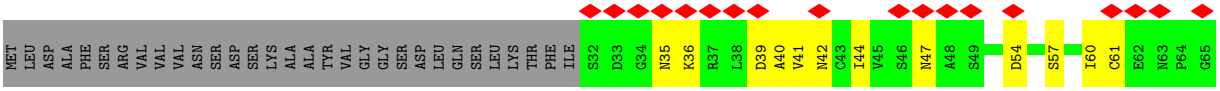

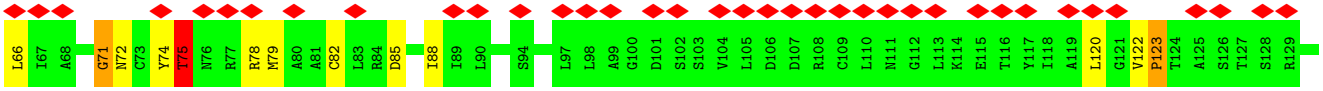

• Molecule 11: R-phycoerythrin beta chain



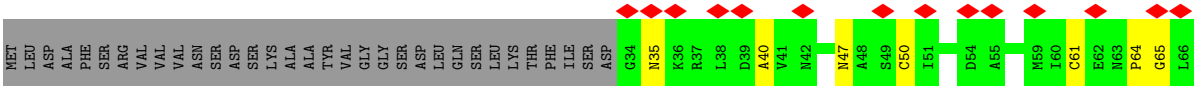

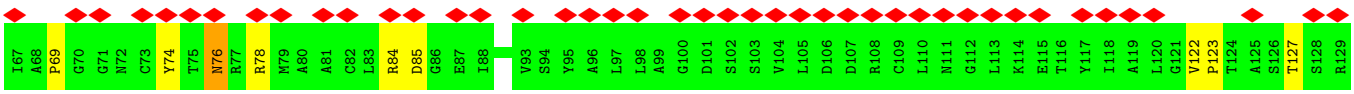

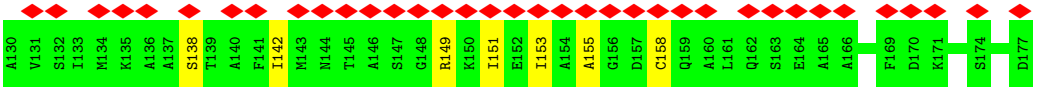

• Molecule 11: R-phycoerythrin beta chain

Chain kV:



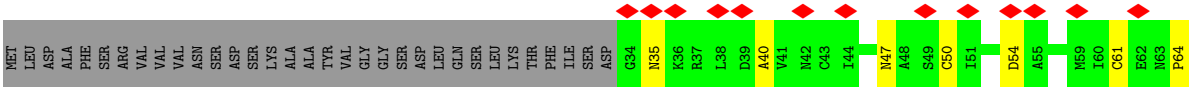

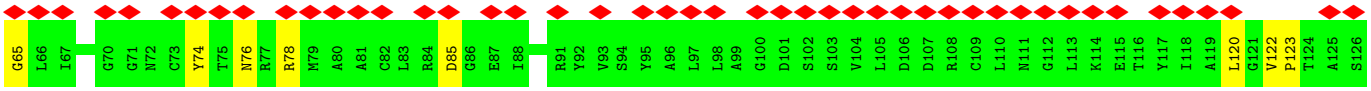



• Molecule 11: R-phycoerythrin beta chain

Chain kW:



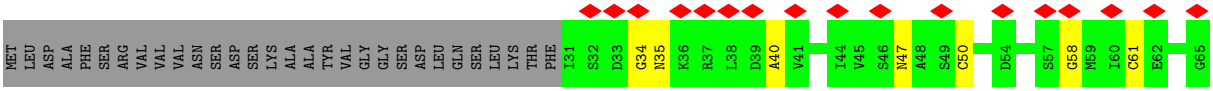

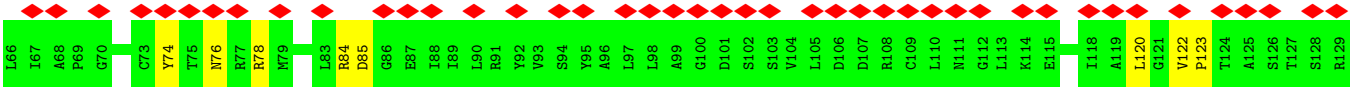



• Molecule 11: R-phycoerythrin beta chain

Chain kX:



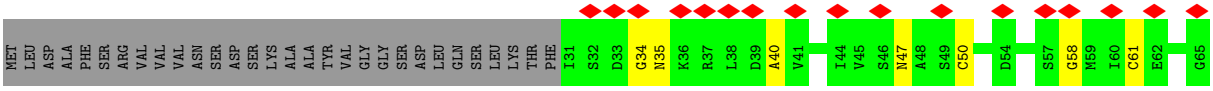

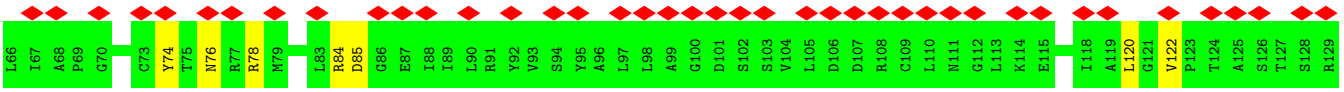

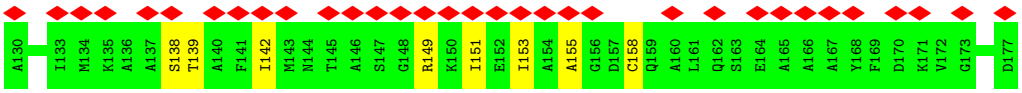

• Molecule 12: LR_gamma4

Chain A2:

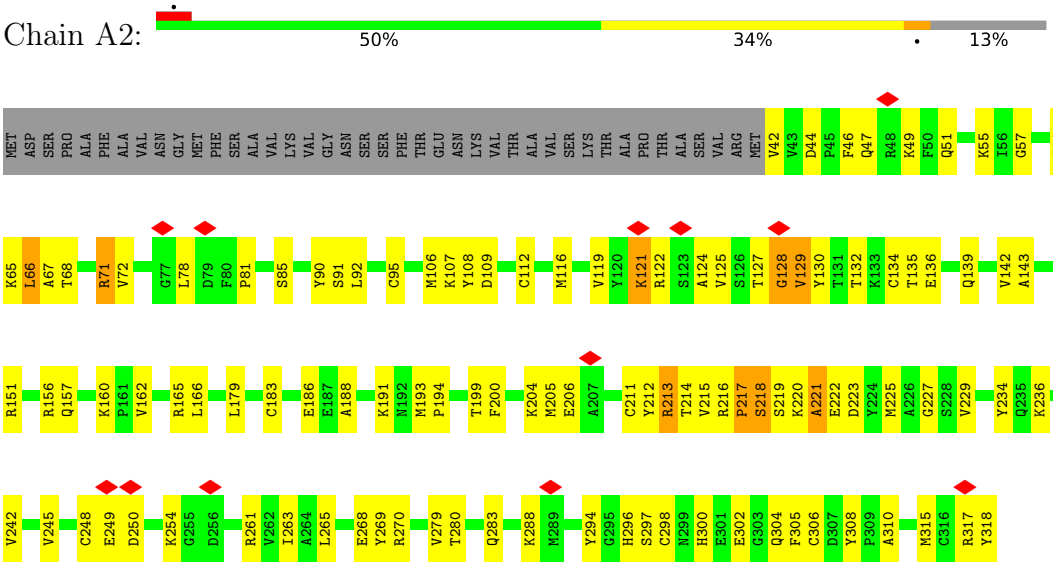

• Molecule 12: LR_gamma4

Chain a3:

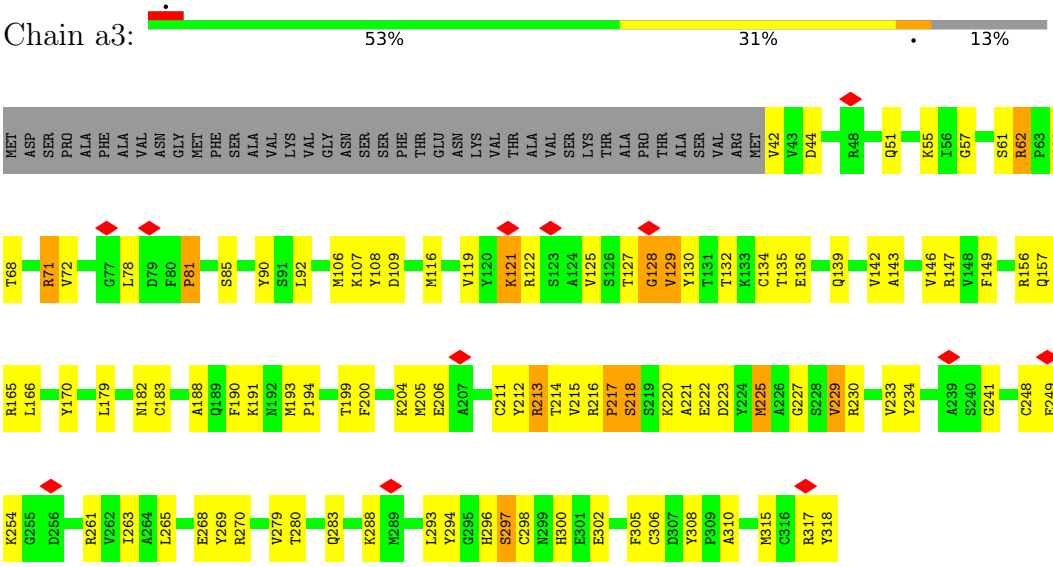

• Molecule 12: LR_gamma4

Chain 34:

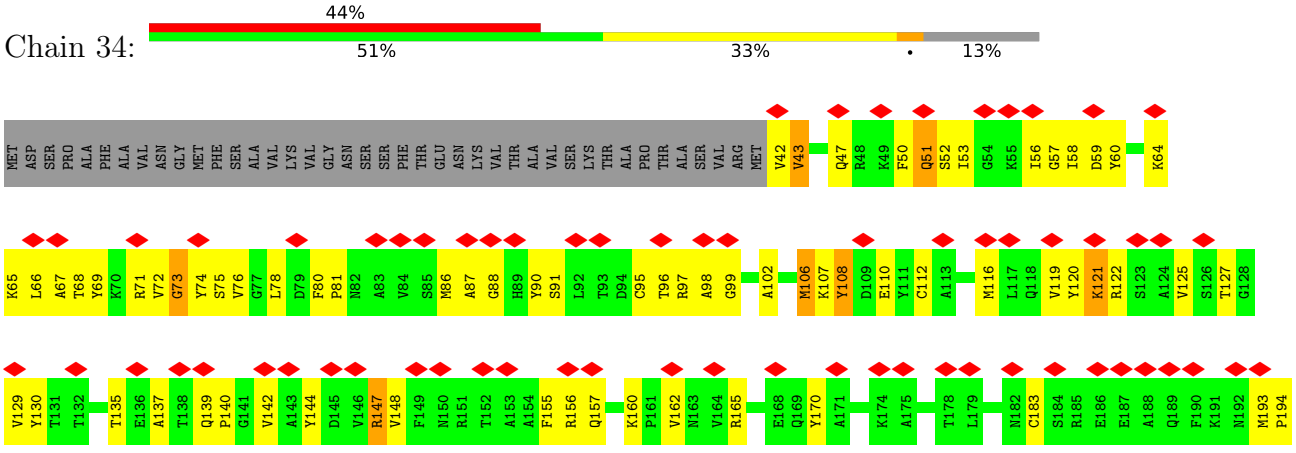

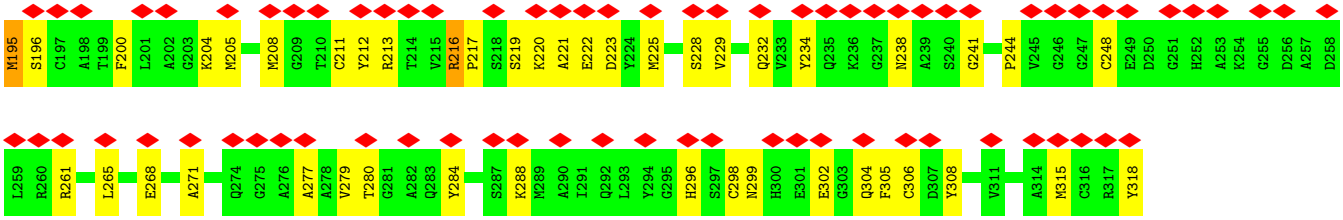

• Molecule 12: LR_gamma4

Chain Y5:



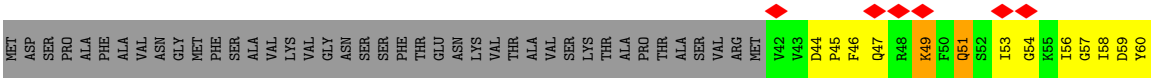

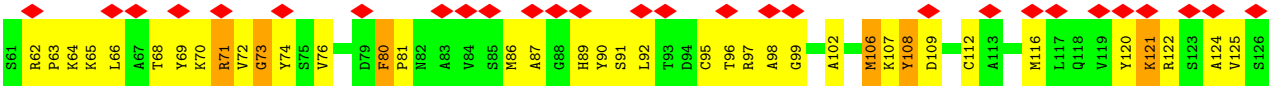

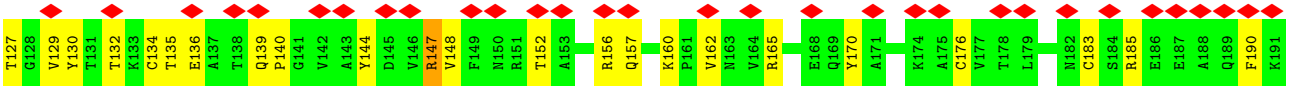

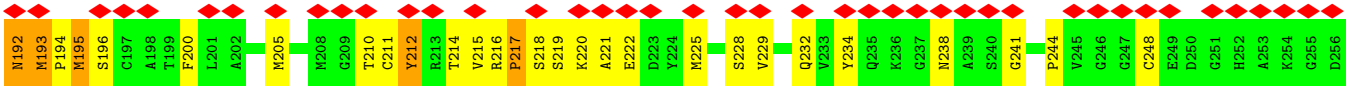

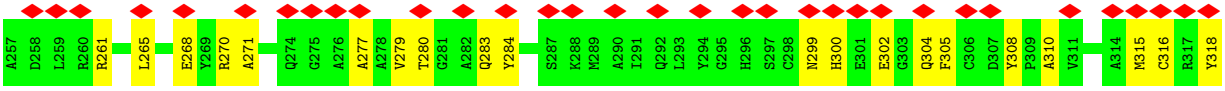

• Molecule 12: LR_gamma4

Chain b8:



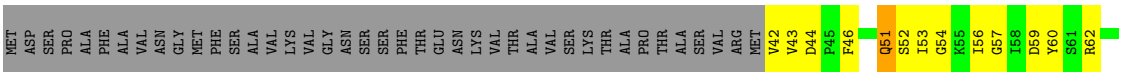

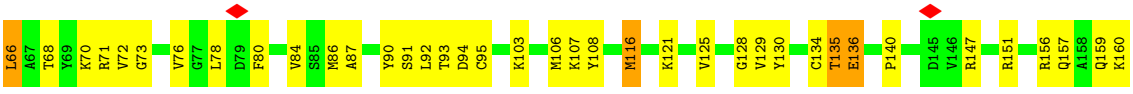

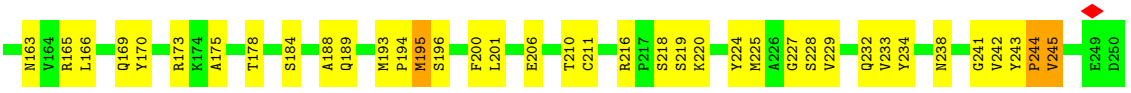

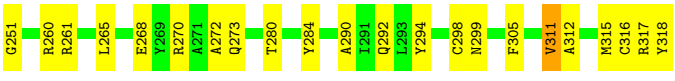

• Molecule 12: LR_gamma4

Chain b9:



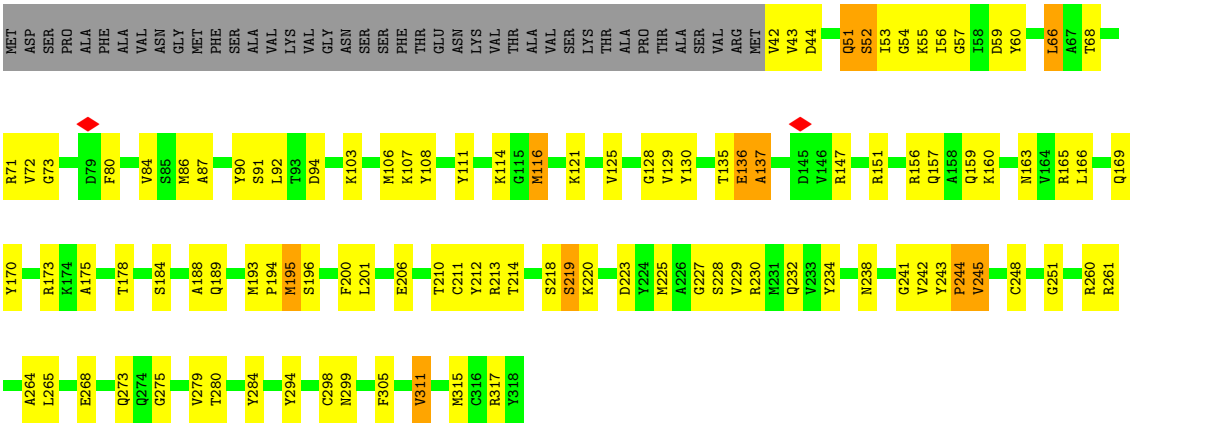

• Molecule 12: LR_gamma4

Chain U8:

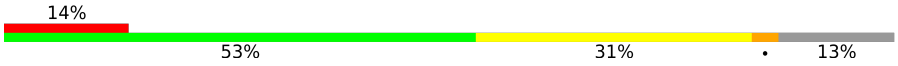

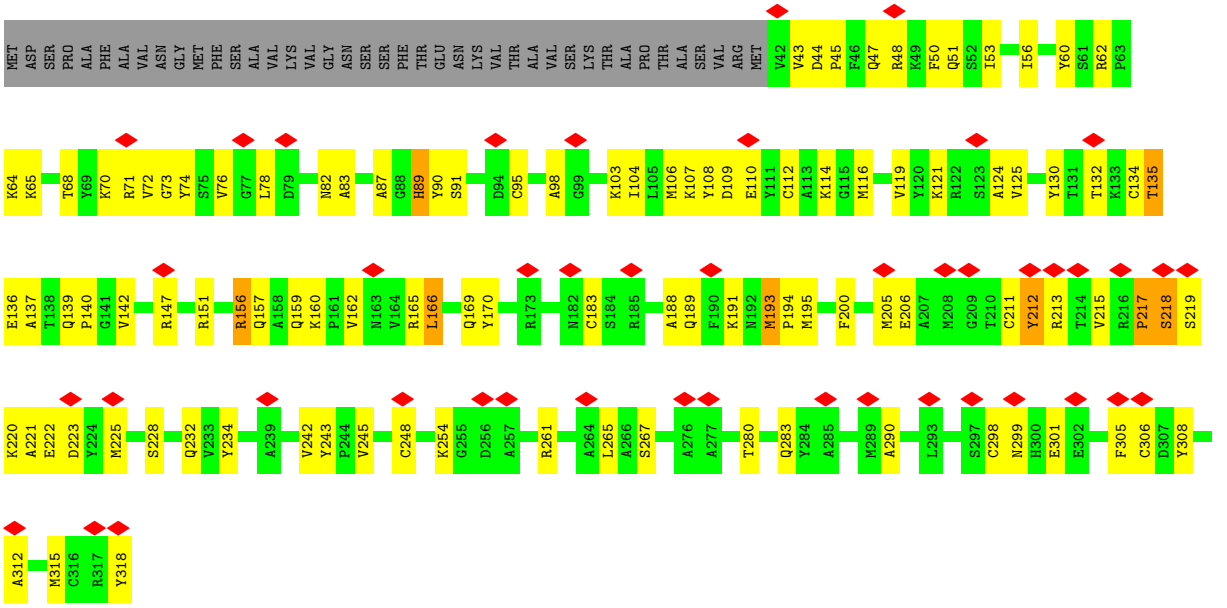

• Molecule 12: LR_gamma4

Chain Z9:



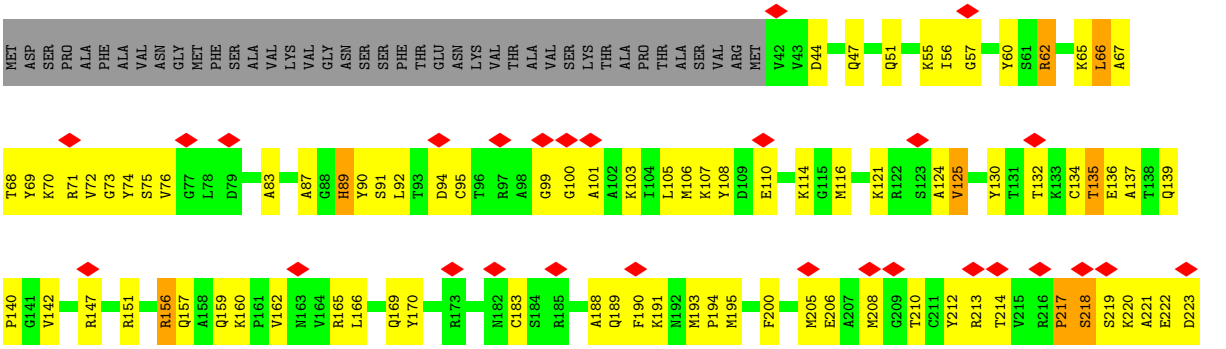

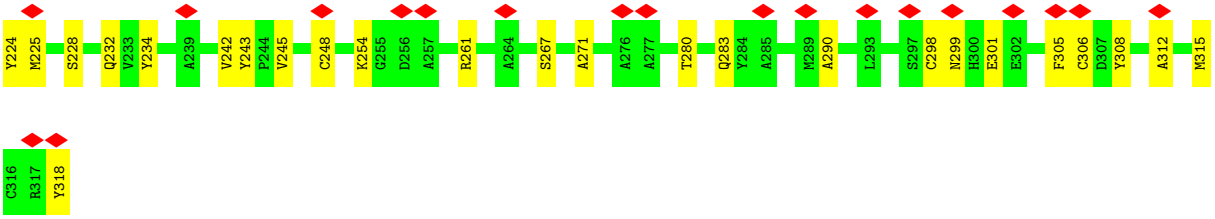

• Molecule 12: LR_gamma4

Chain aY:



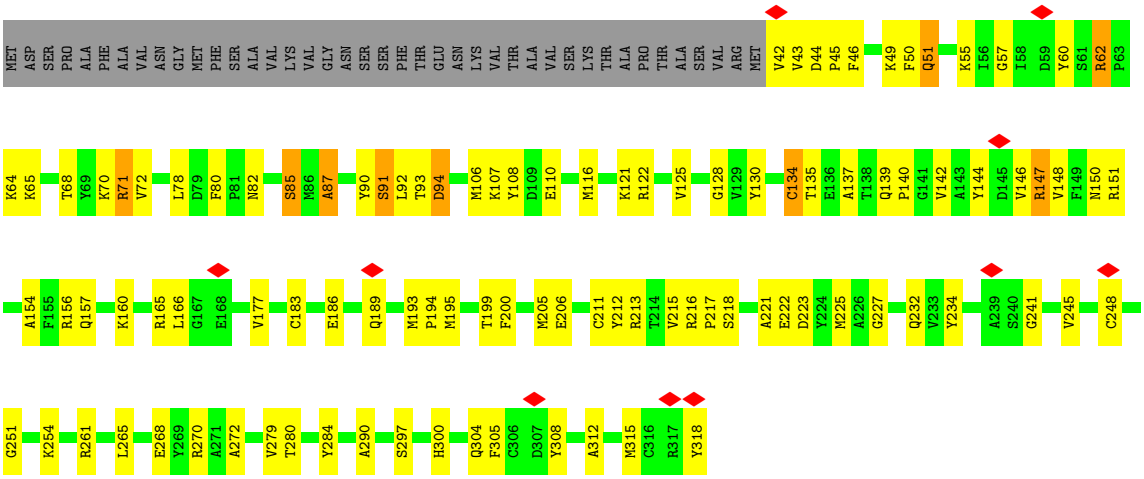

• Molecule 12: LR_gamma4

Chain bY:



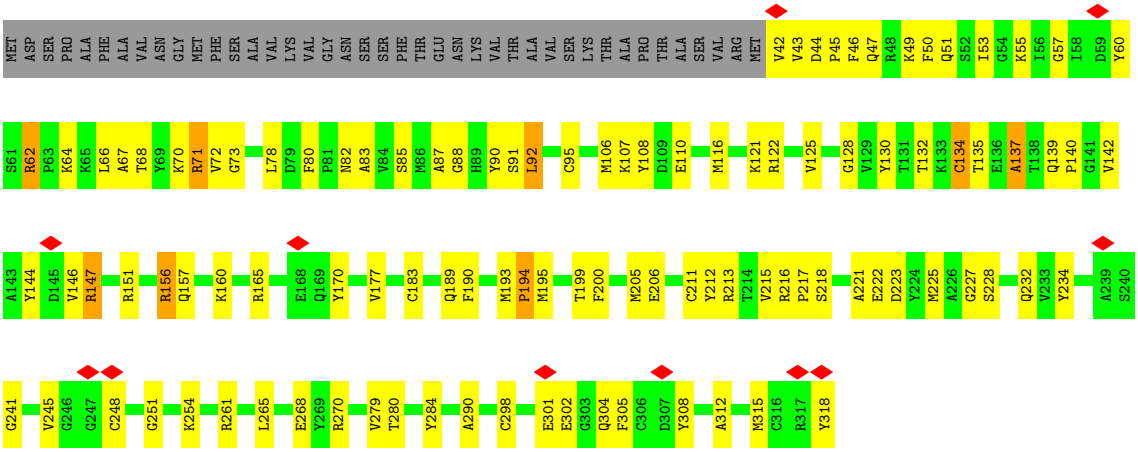

• Molecule 12: LR_gamma4

Chain dw:



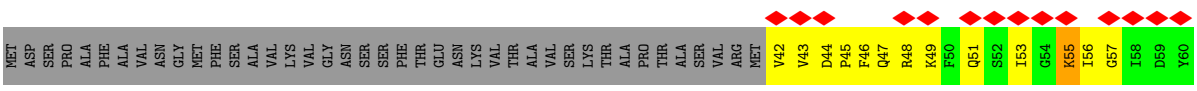

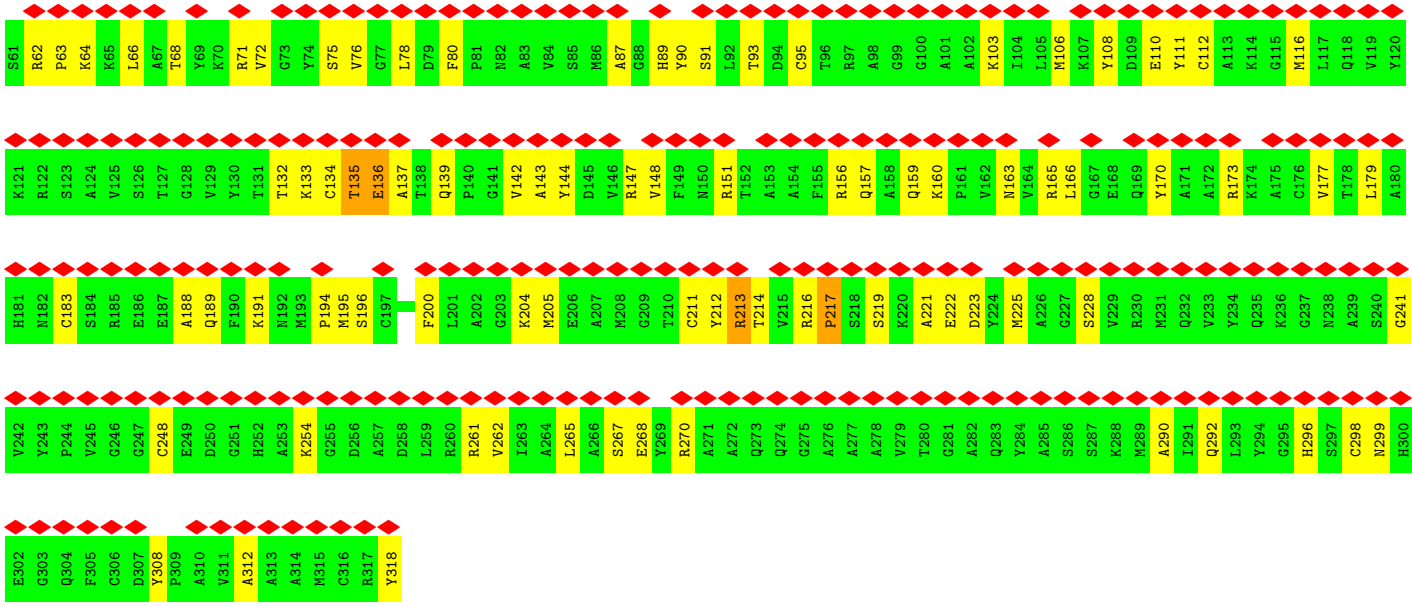

• Molecule 12: LR_gamma4

Chain dx:



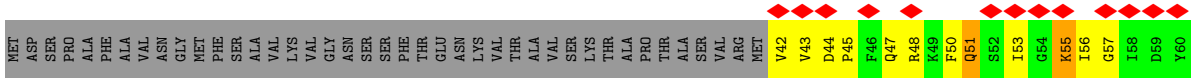

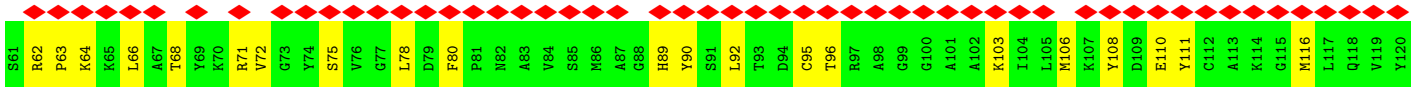

• Molecule 12: LR_gamma4

Chain ey:





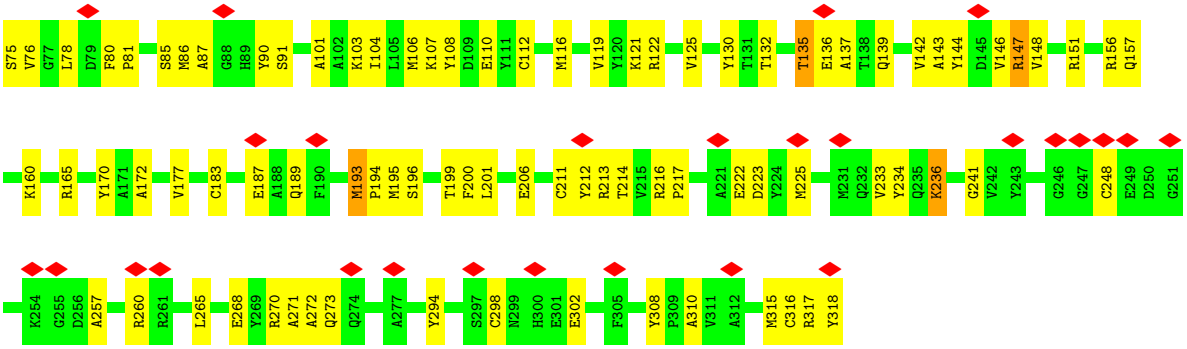

• Molecule 12: LR_gamma4

Chain ez:



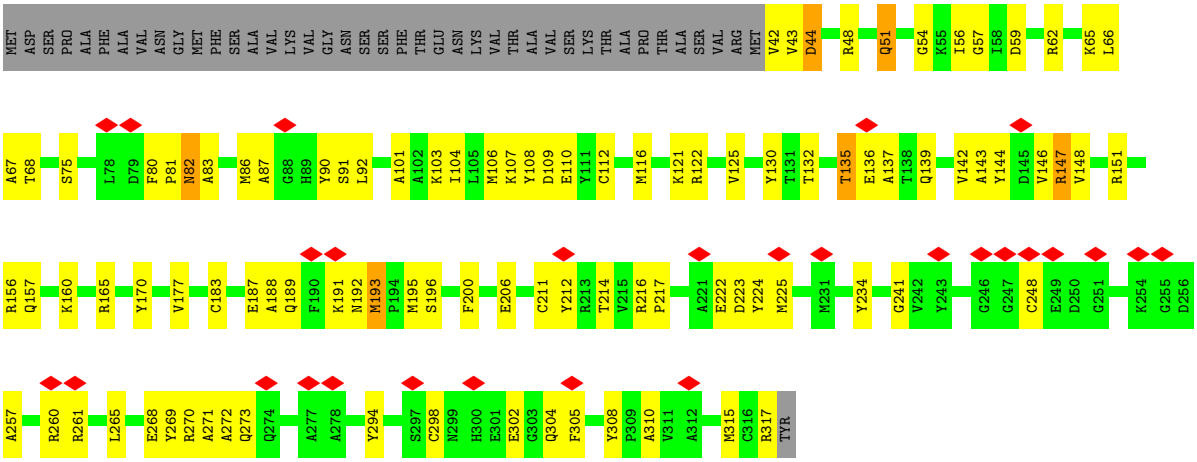

• Molecule 13: LRC2

Chain B2:







• Molecule 13: LRC2

Chain b3:



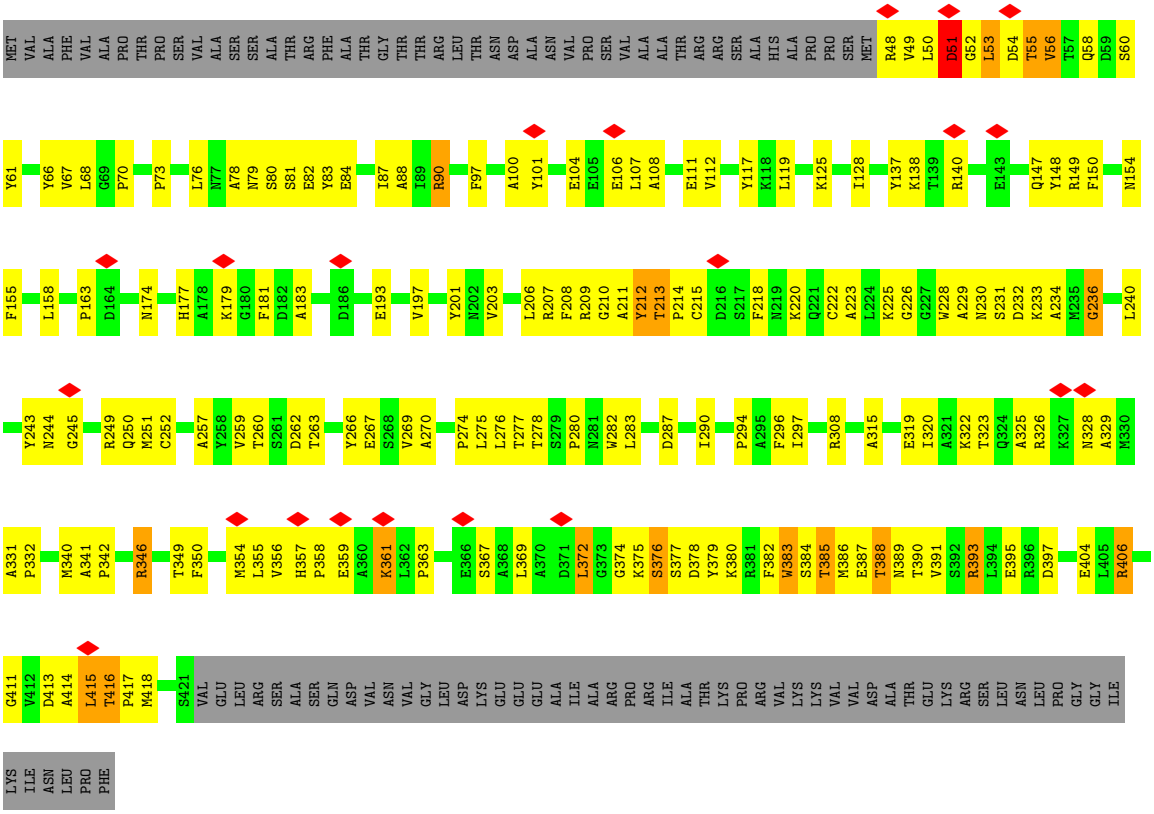

• Molecule 14: LR_gamma5

Chain C2:



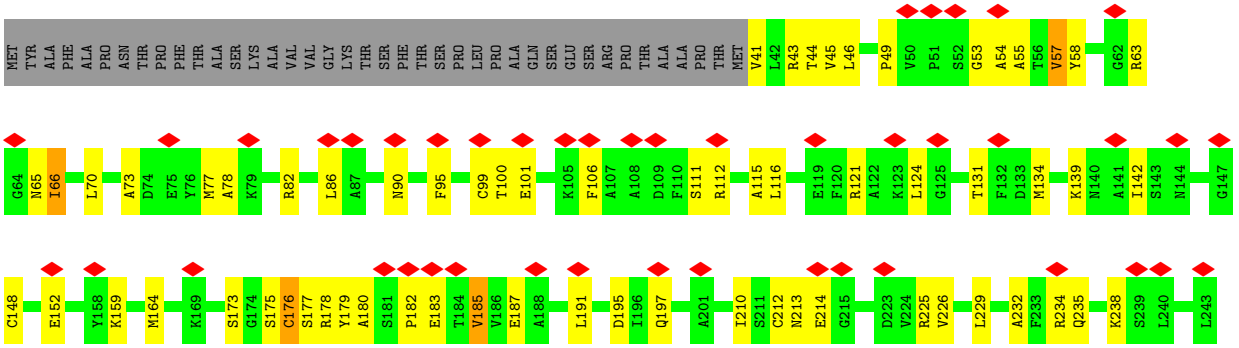

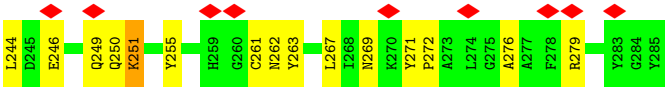

• Molecule 14: LR_gamma5

Chain D2:





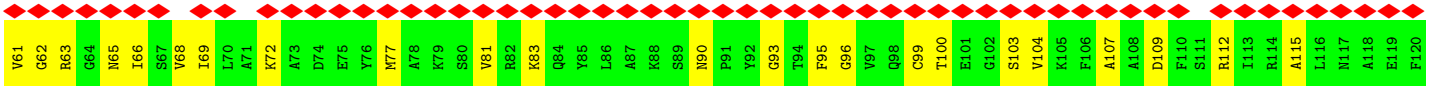

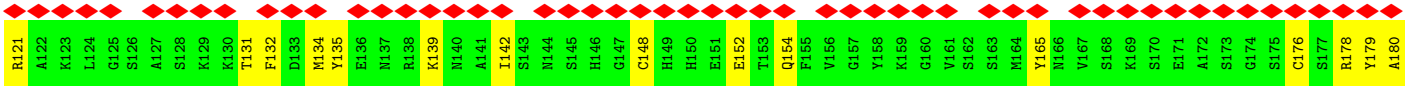

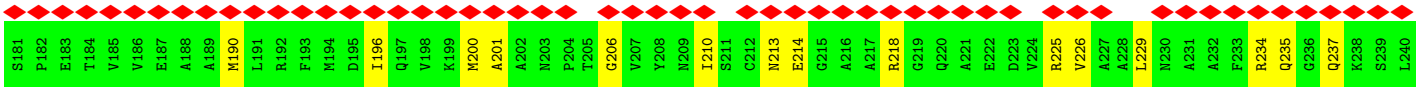

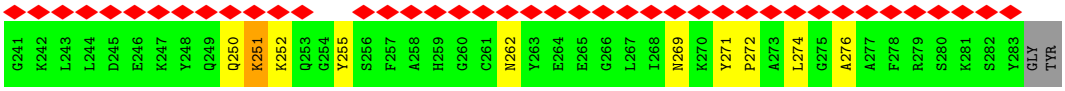

• Molecule 14: LR_gamma5

Chain c3:





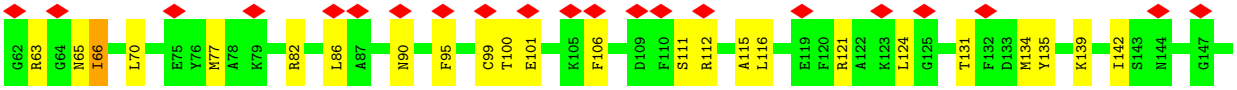

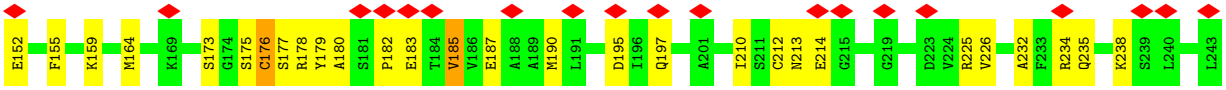



• Molecule 14: LR_gamma5

Chain d3:



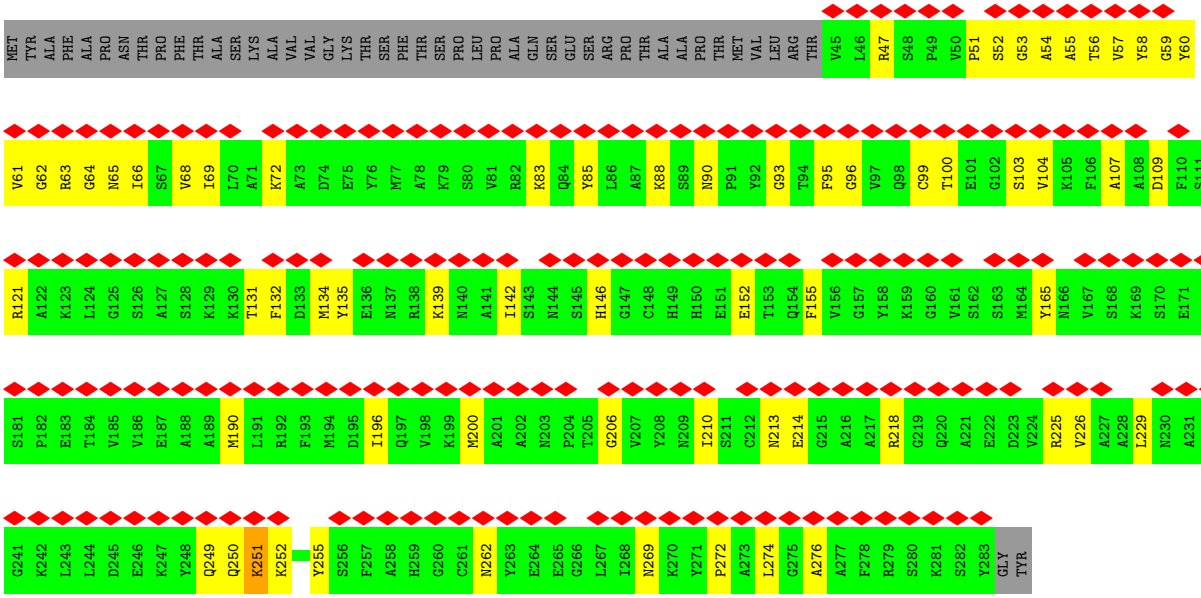

• Molecule 14: LR_gamma5

Chain 44:



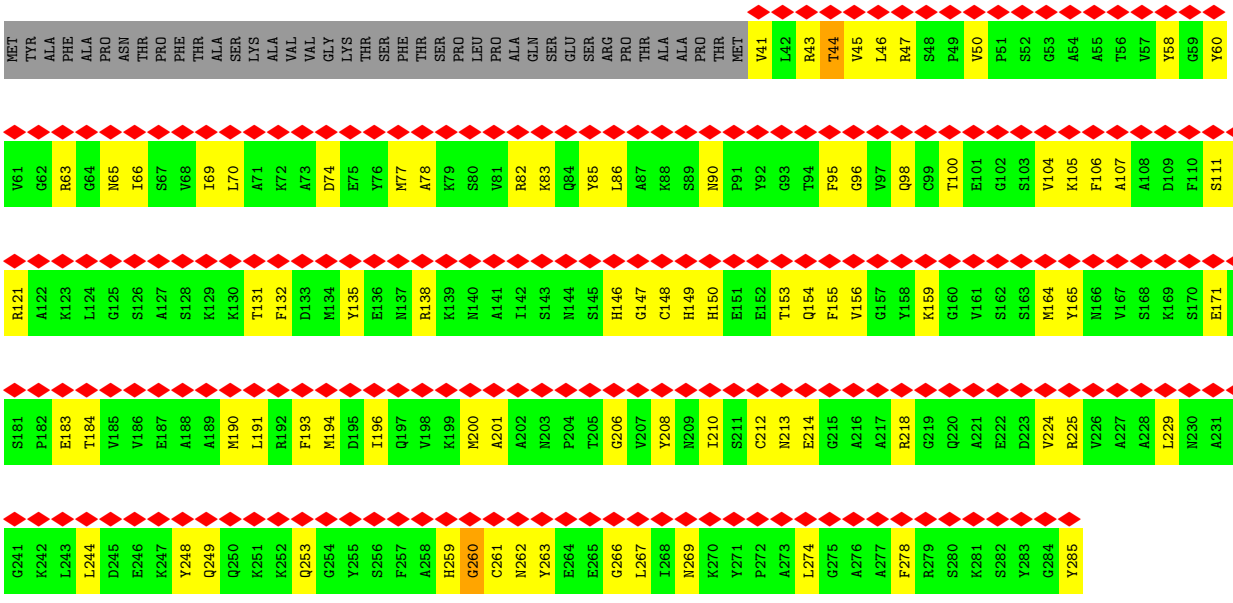

• Molecule 14: LR_gamma5

Chain Z5:



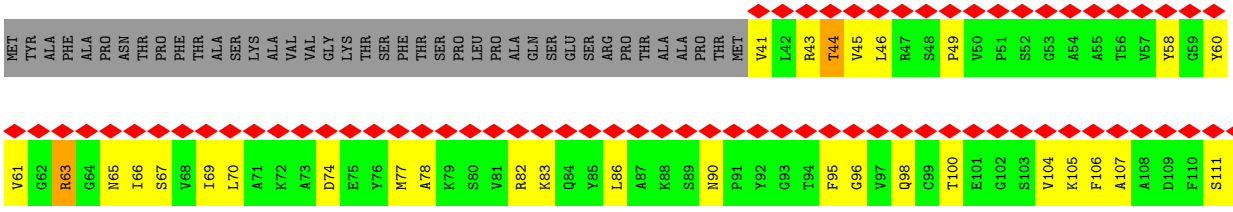

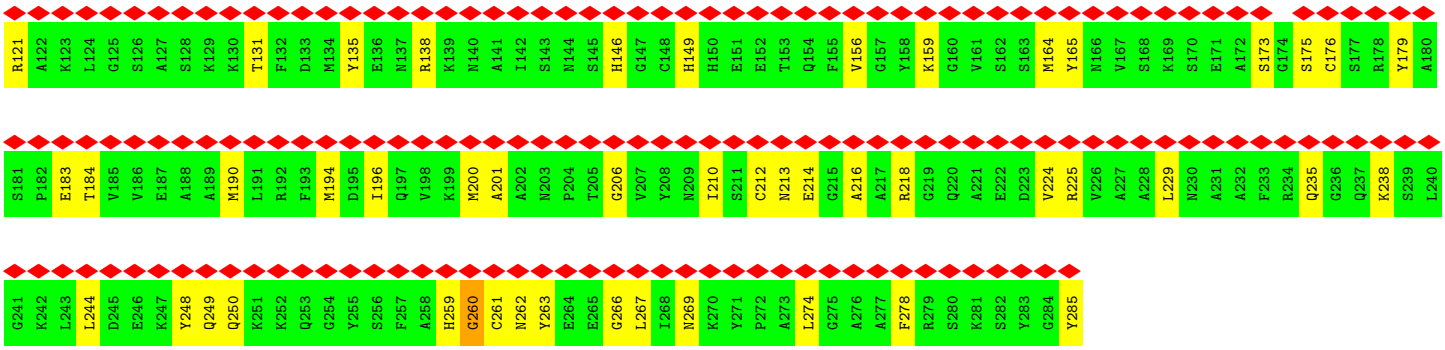

• Molecule 14: LR_gamma5

Chain c8:



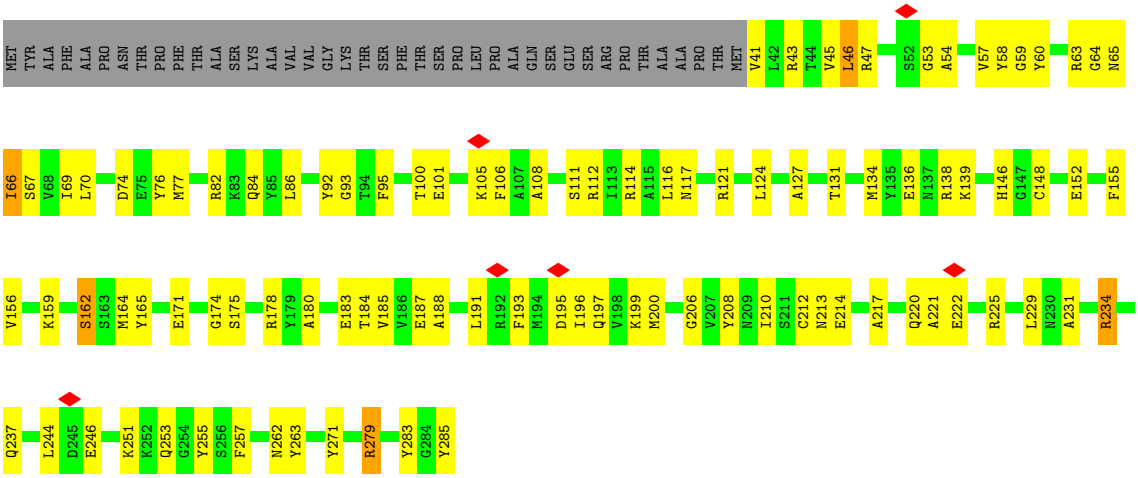

• Molecule 14: LR_gamma5

Chain d8:



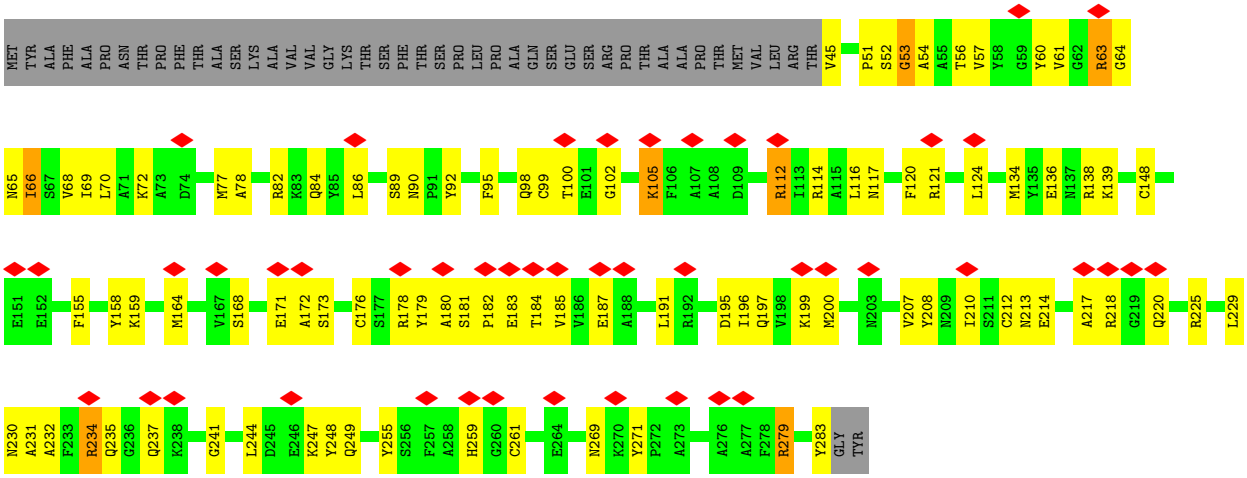

• Molecule 14: LR_gamma5

Chain e8:

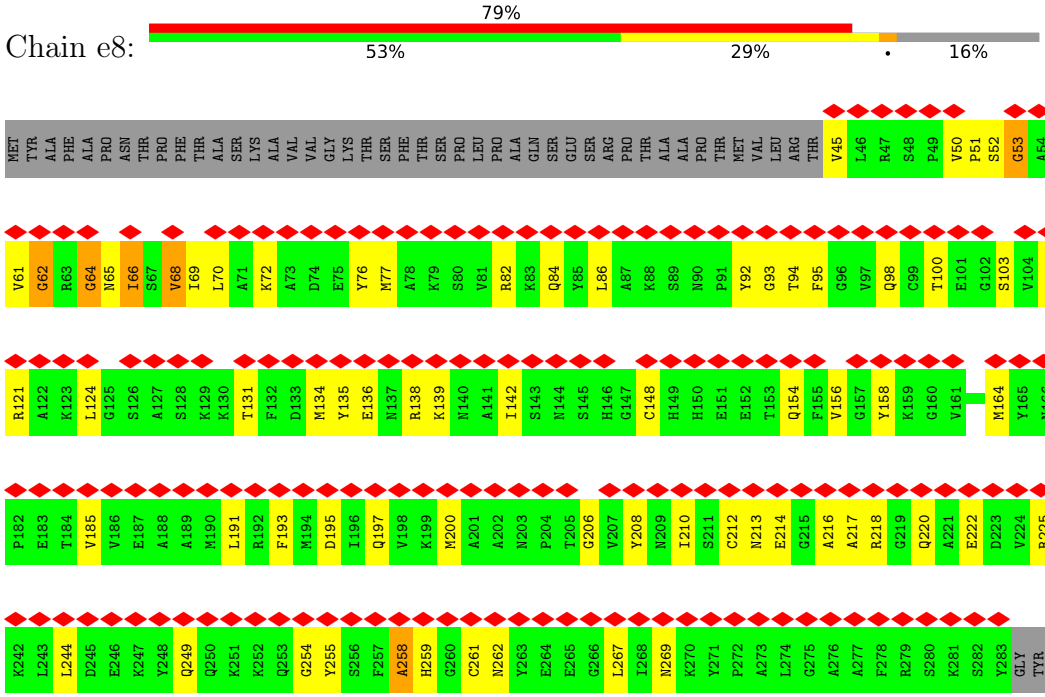

• Molecule 14: LR_gamma5

Chain c9:

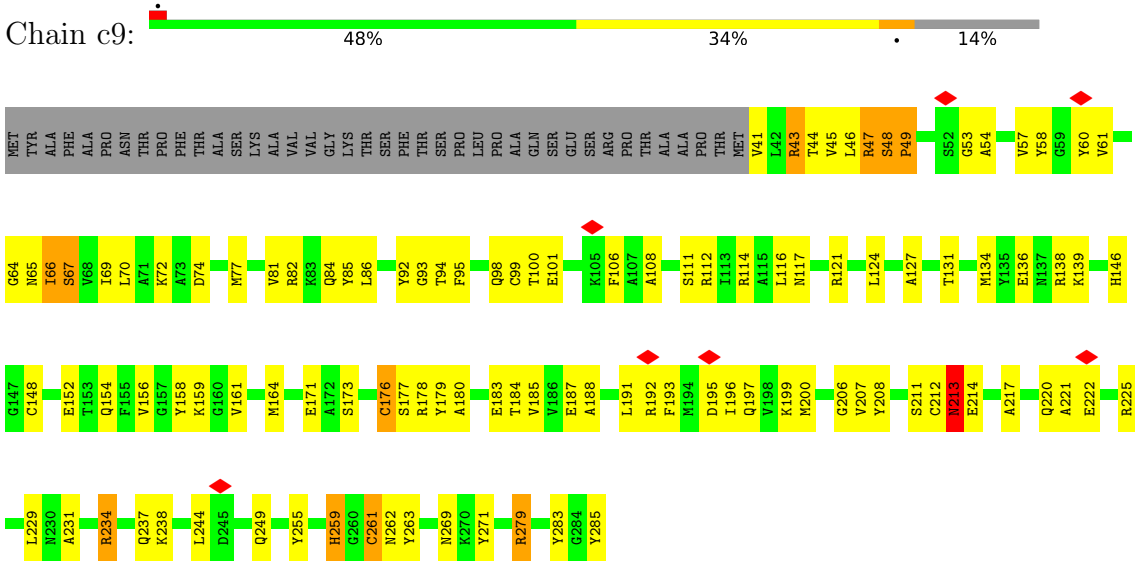

• Molecule 14: LR_gamma5

Chain d9:

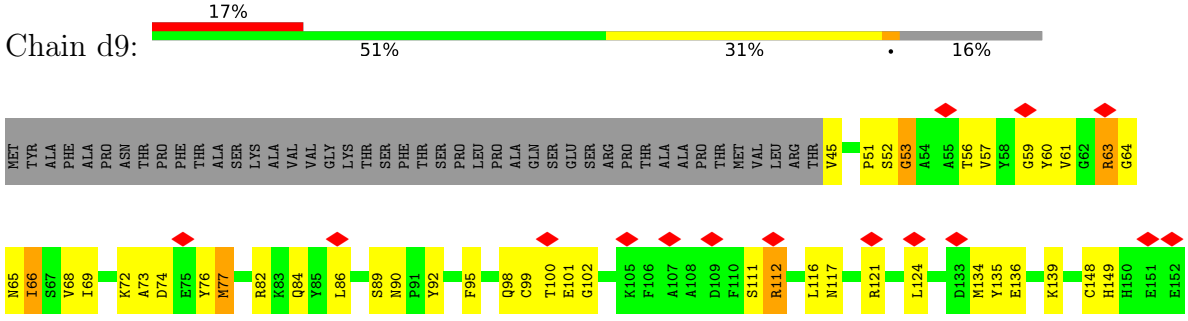

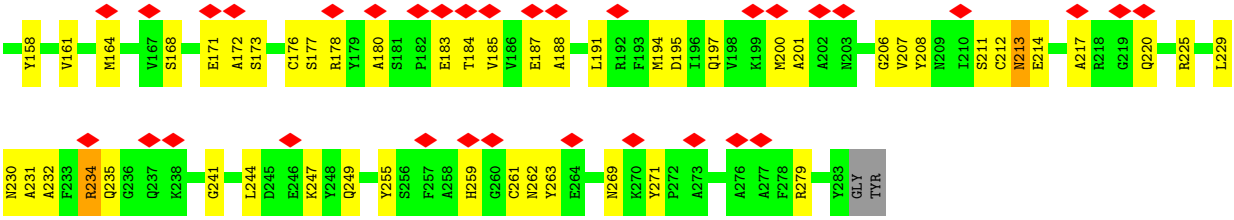

• Molecule 14: LR_gamma5

Chain e9:



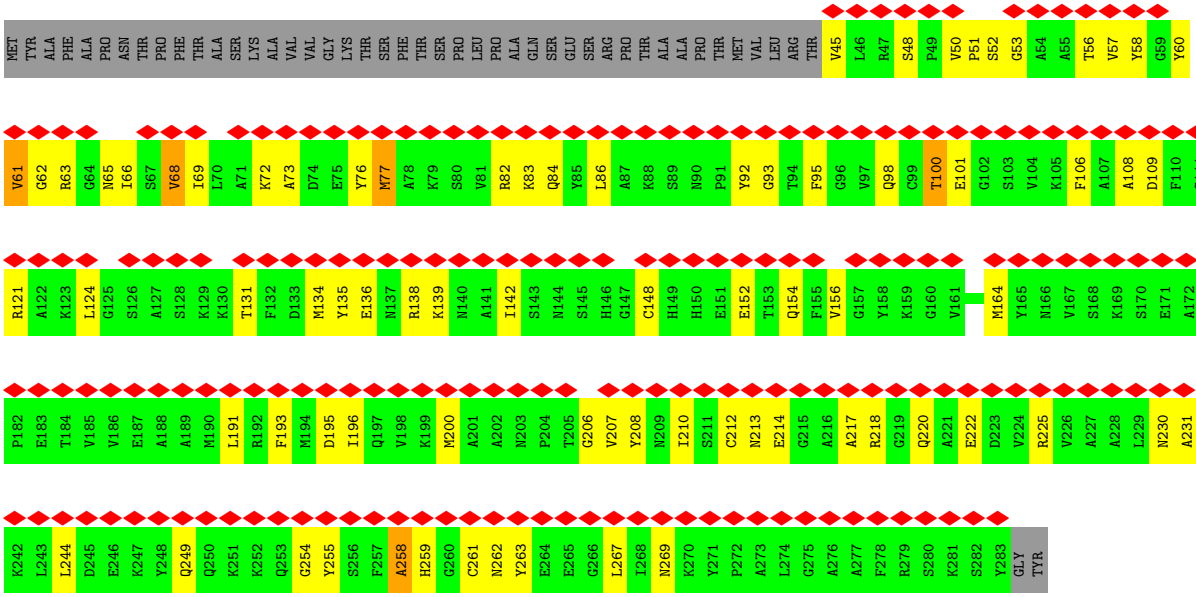

• Molecule 14: LR_gamma5

Chain T8:



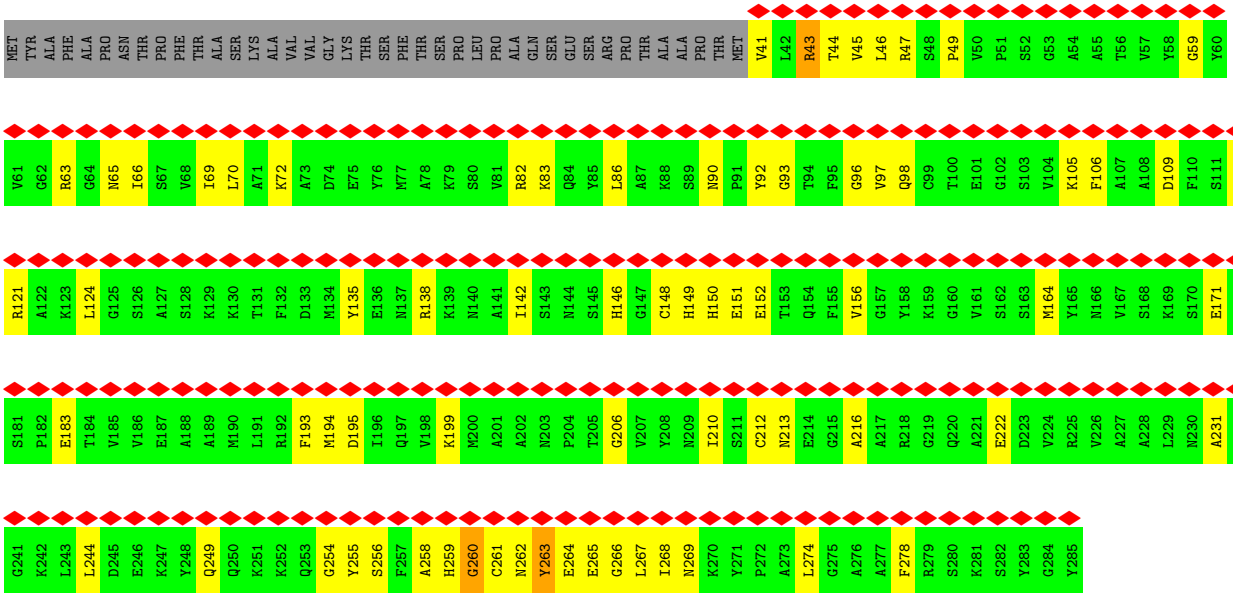

• Molecule 14: LR_gamma5

Chain Y9:

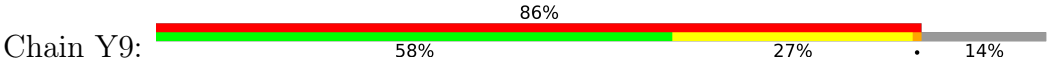

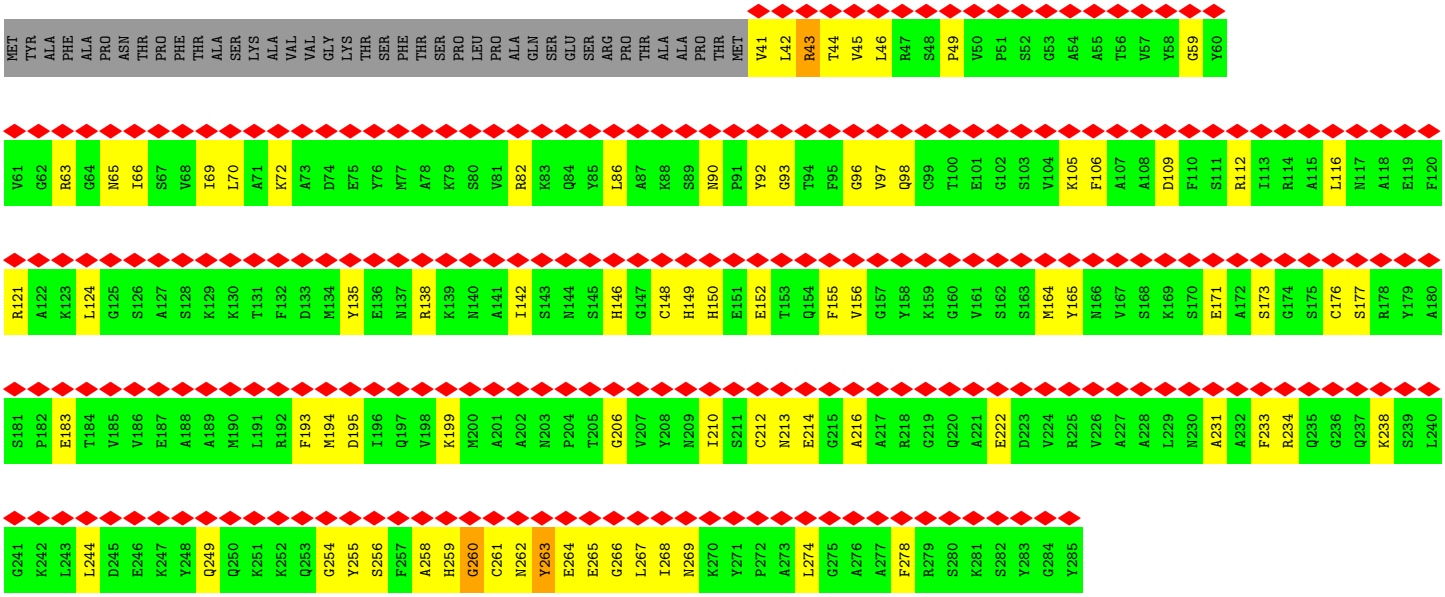

• Molecule 14: LR_gamma5

Chain aZ:

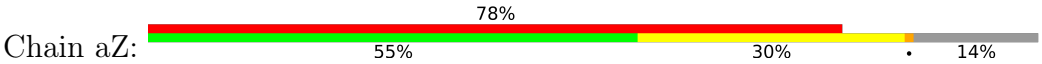

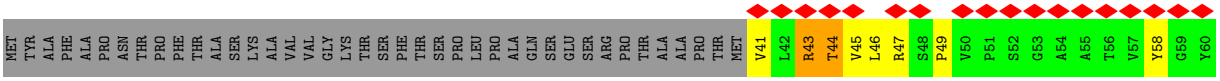

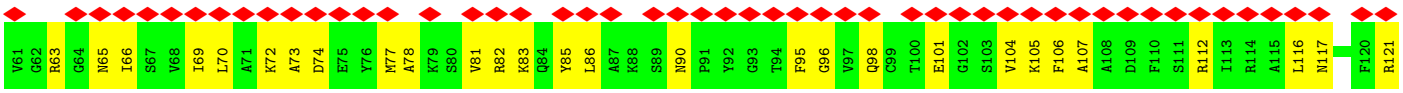

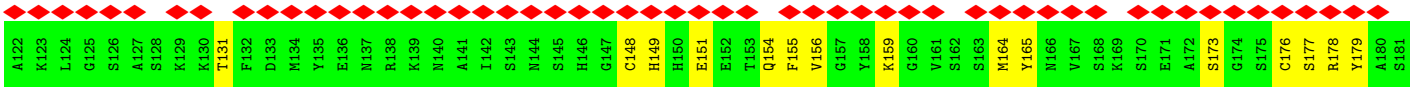

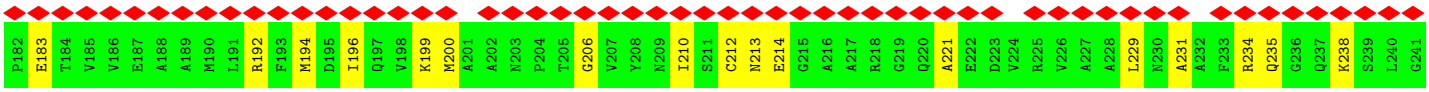

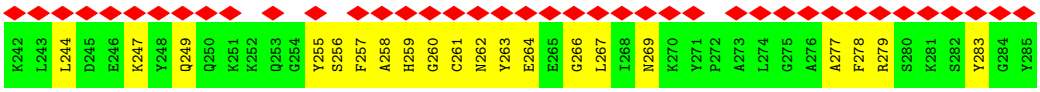

• Molecule 14: LR_gamma5

Chain bZ:

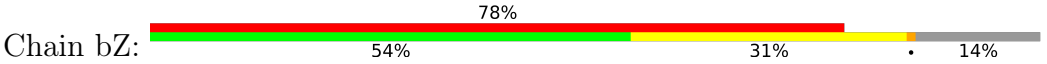

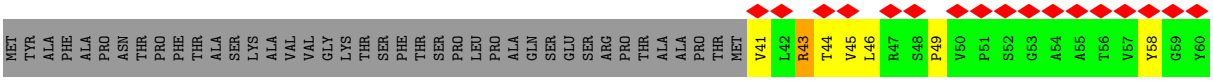

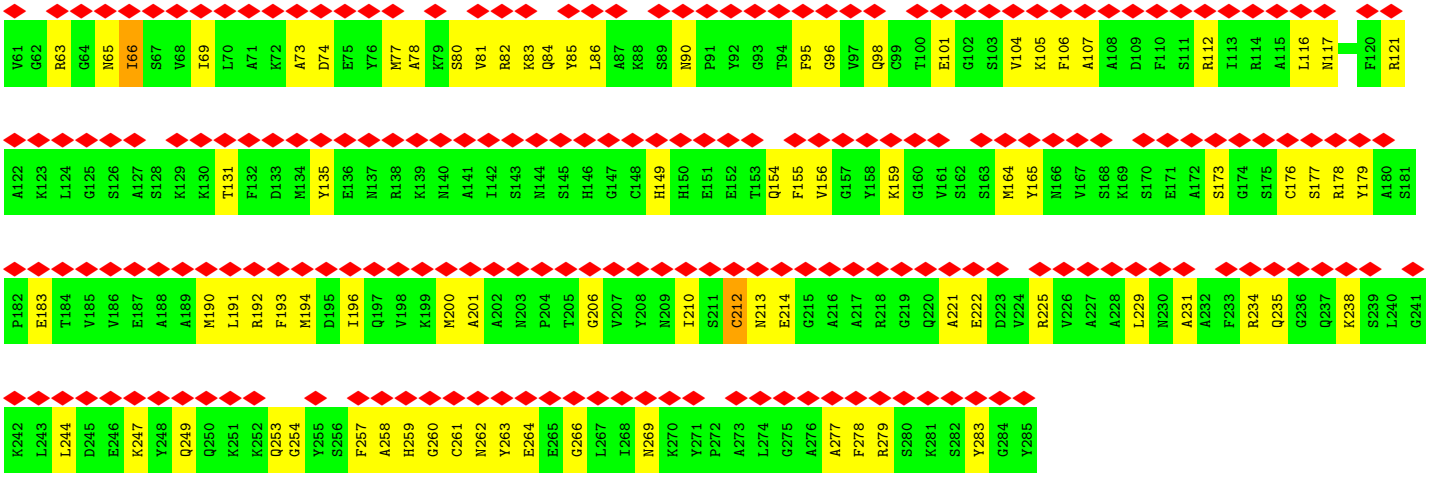

• Molecule 15: LRC1

Chain 14:



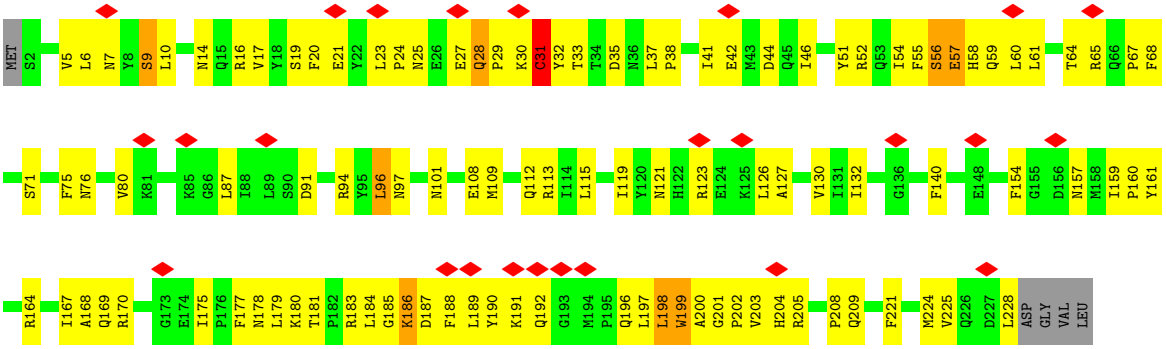

• Molecule 15: LRC1

Chain W5:



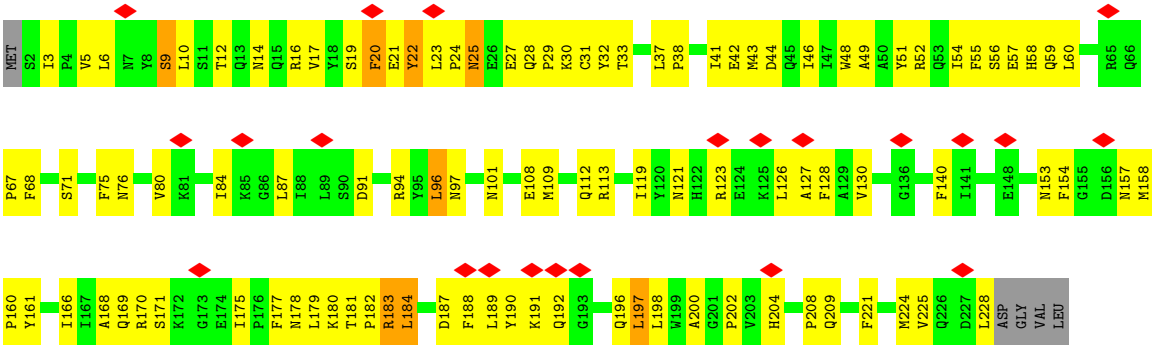

• Molecule 15: LRC1

Chain R8:



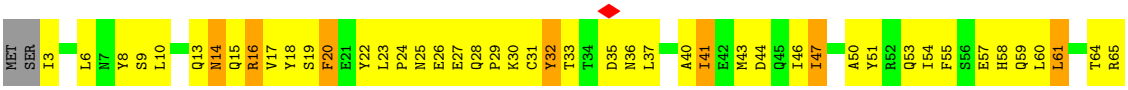



• Molecule 15: LRC1

Chain W9:



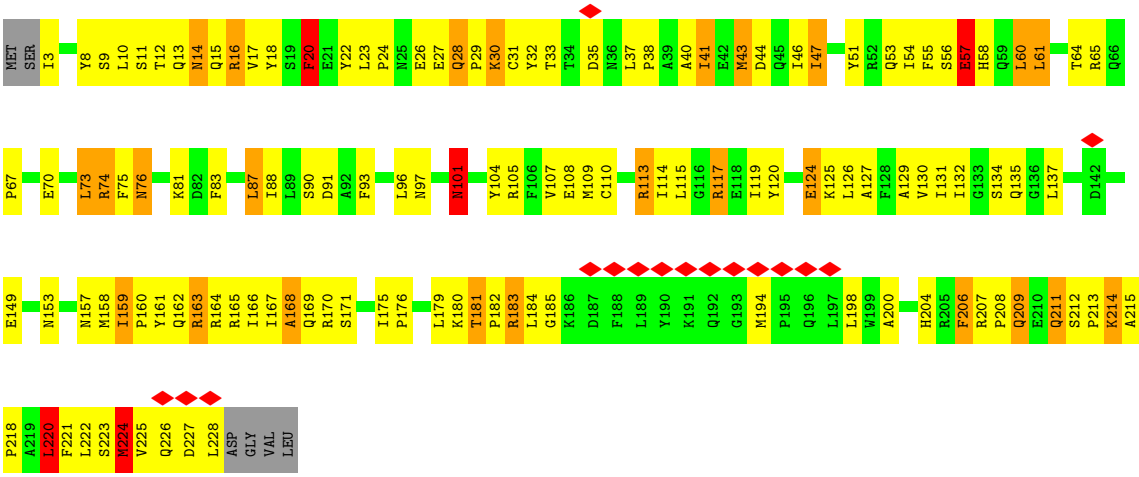

• Molecule 15: LRC1

Chain aW:



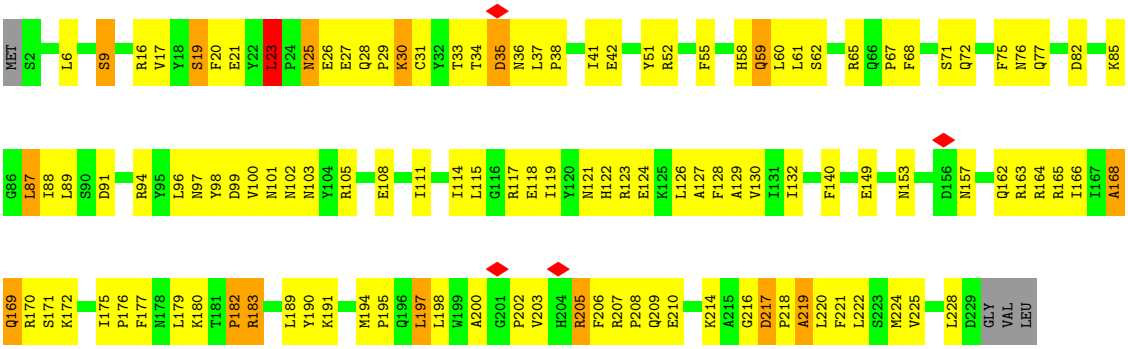

• Molecule 15: LRC1

Chain bW:



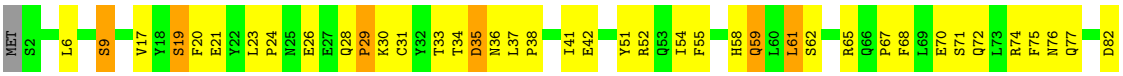

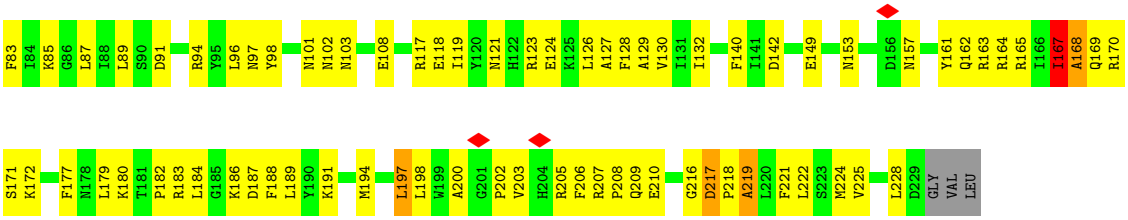

• Molecule 16: LR1

Chain 24:



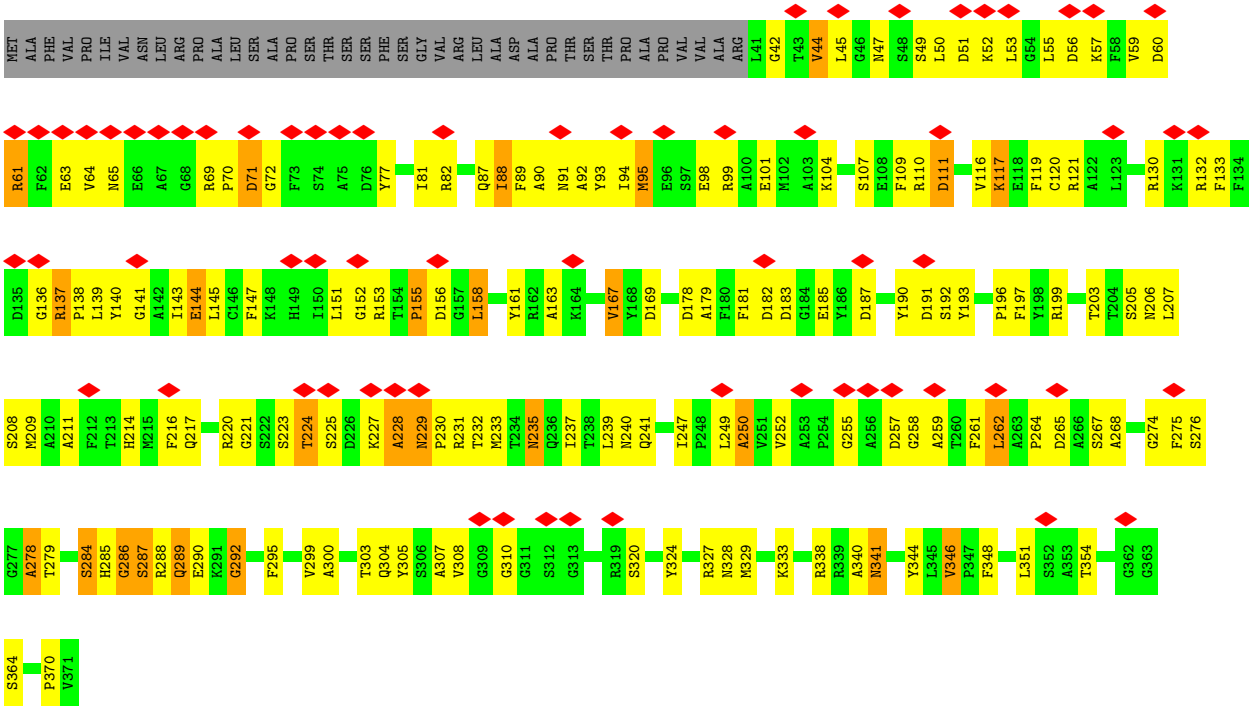

• Molecule 16: LR1

Chain X5:



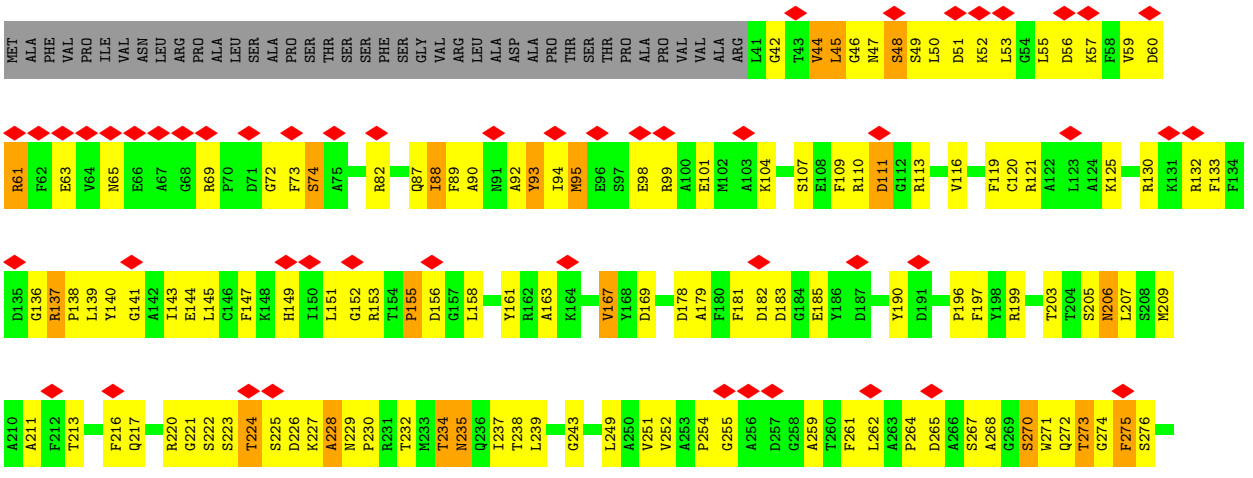

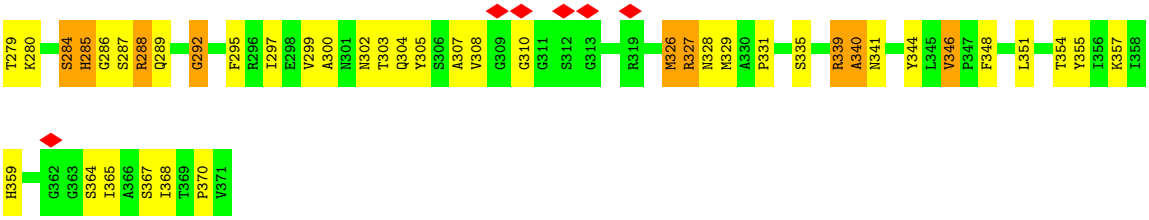

• Molecule 16: LR1

Chain S8:



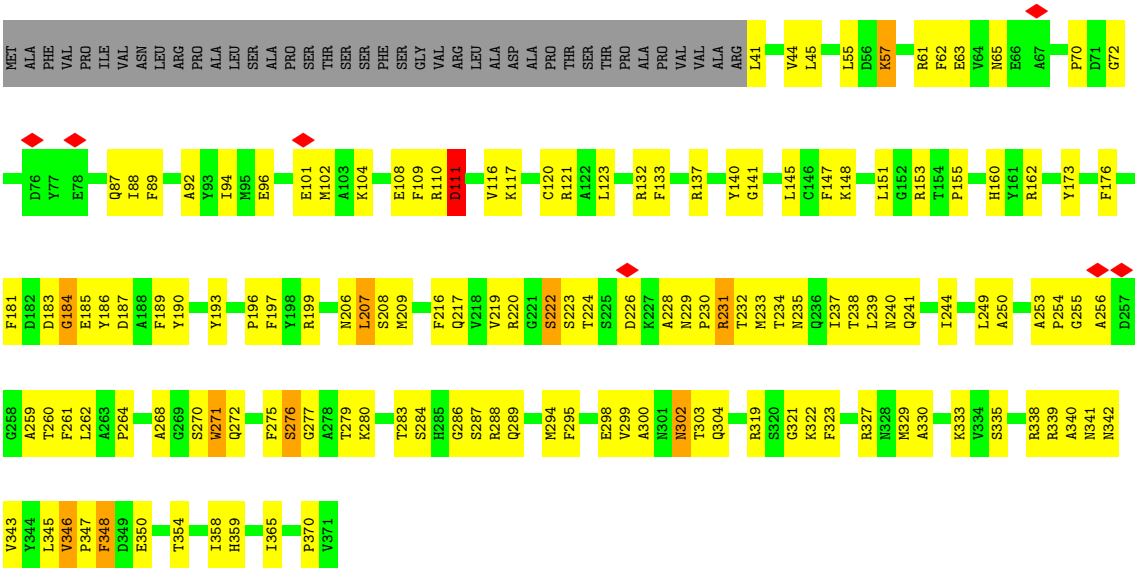

• Molecule 16: LR1

Chain X9:



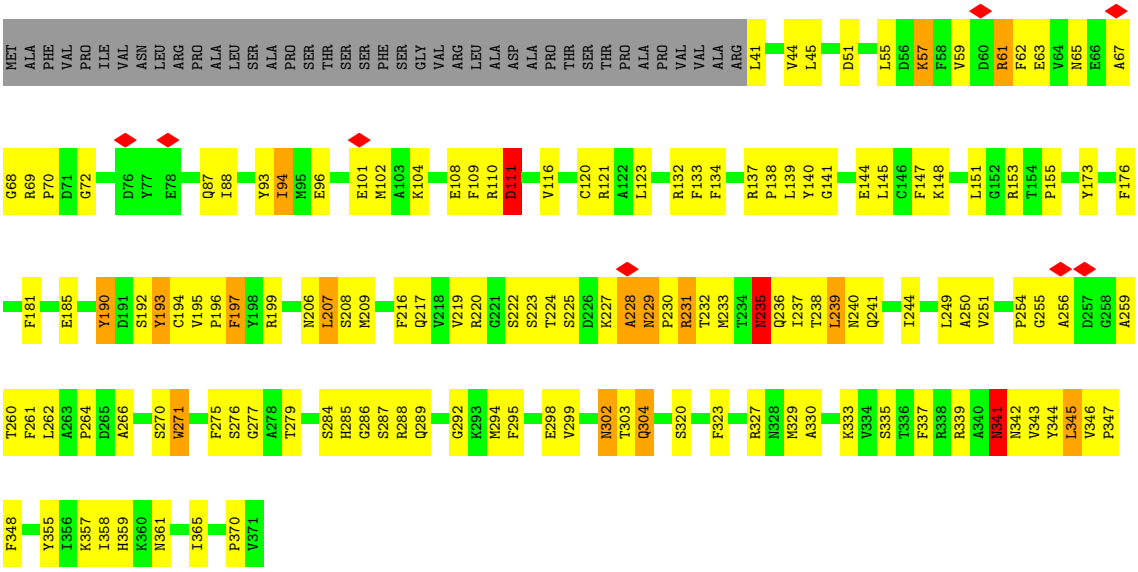

• Molecule 16: LR1

Chain aX:

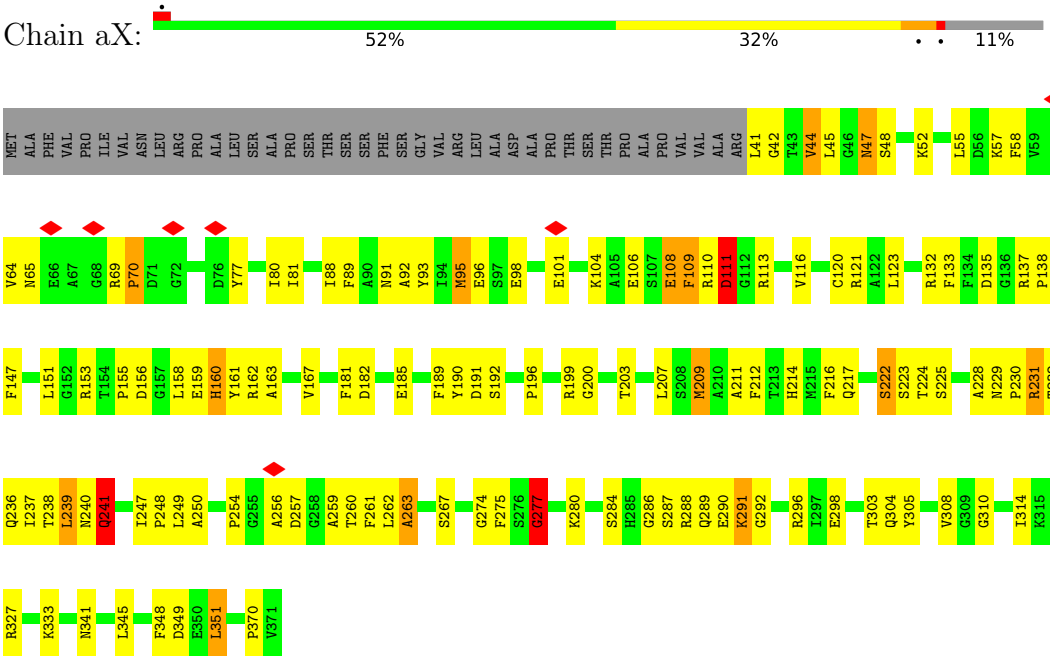

- Molecule 16: LR1

Chain bX:

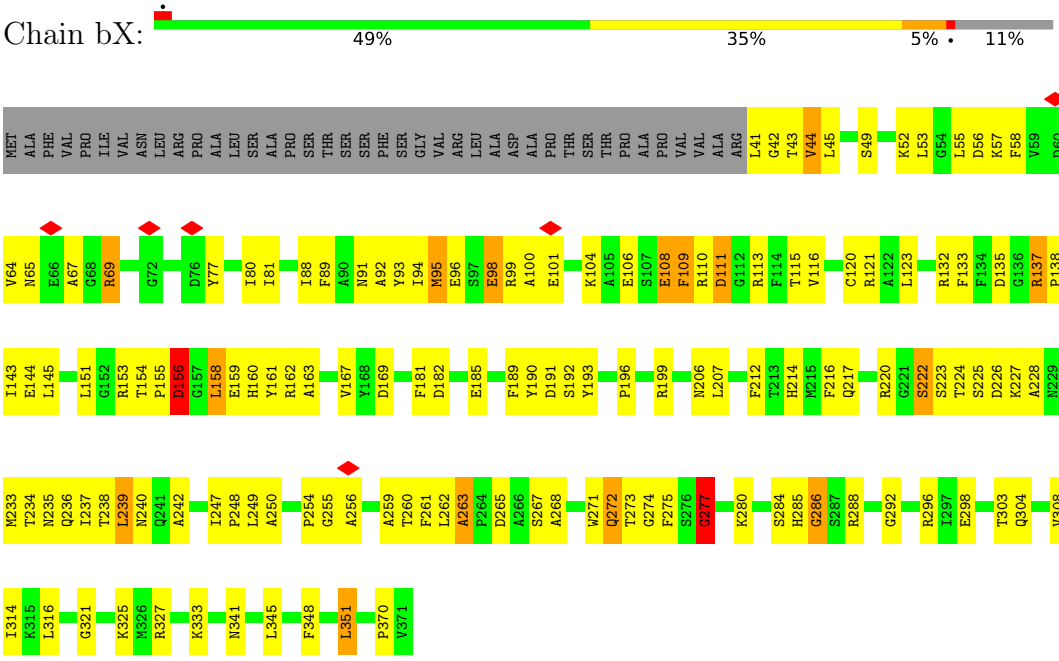

- Molecule 17: alpha_PC

Chain a4:

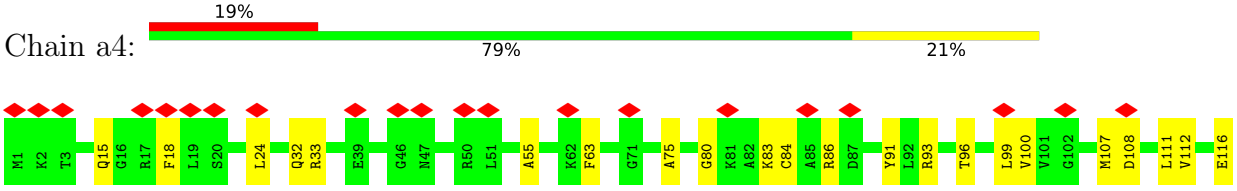

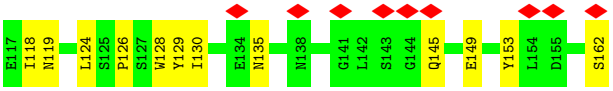

• Molecule 17: alpha_PC

Chain b4:



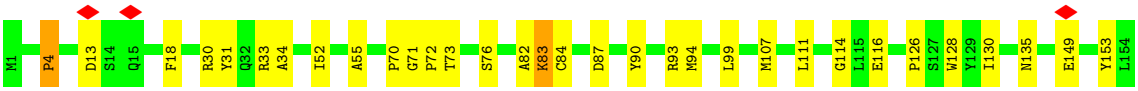



• Molecule 17: alpha_PC

Chain d4:



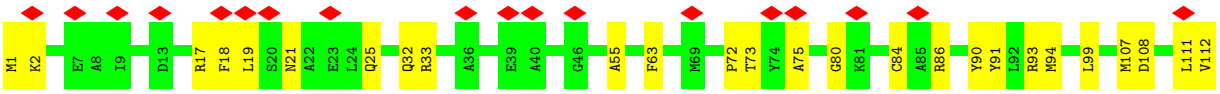

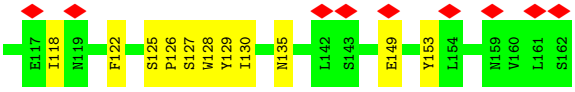

• Molecule 17: alpha_PC

Chain f4:



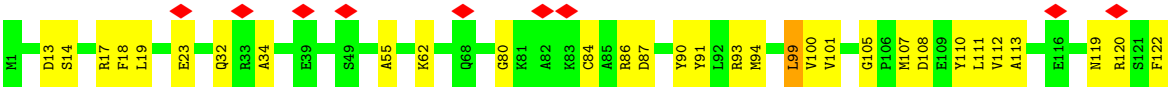



• Molecule 17: alpha_PC

Chain i4:



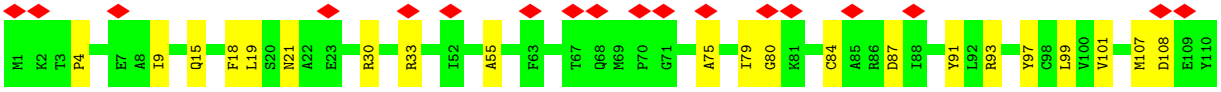



• Molecule 17: alpha_PC

Chain k4:

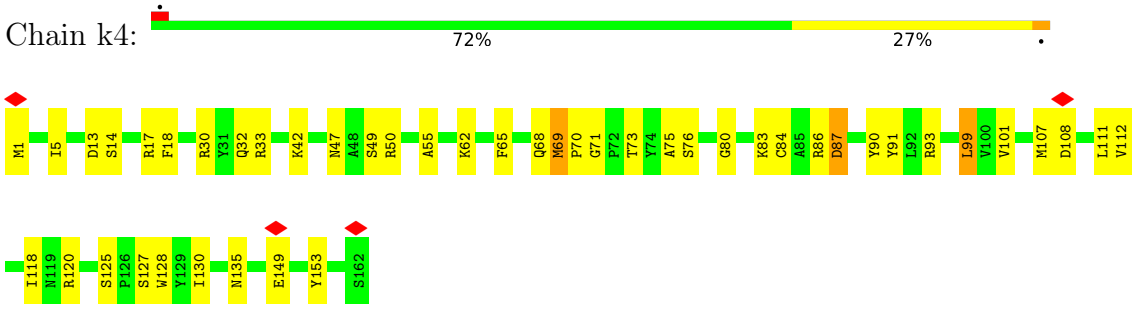

• Molecule 17: alpha_PC

Chain a5:

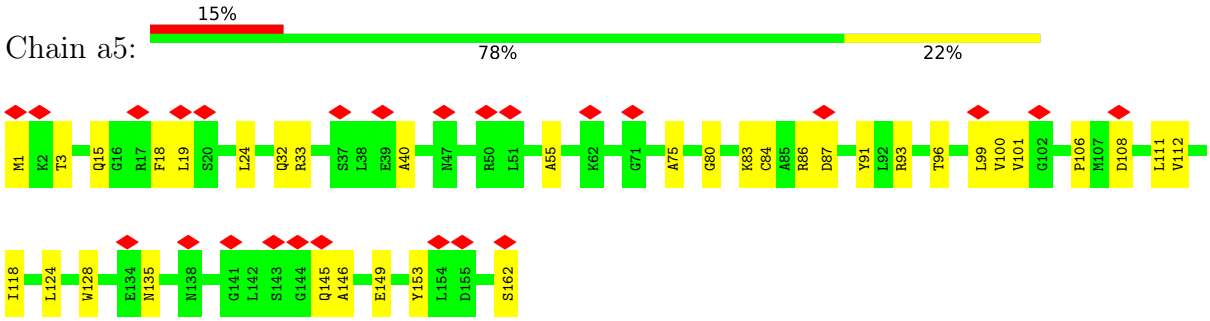

• Molecule 17: alpha_PC

Chain b5:

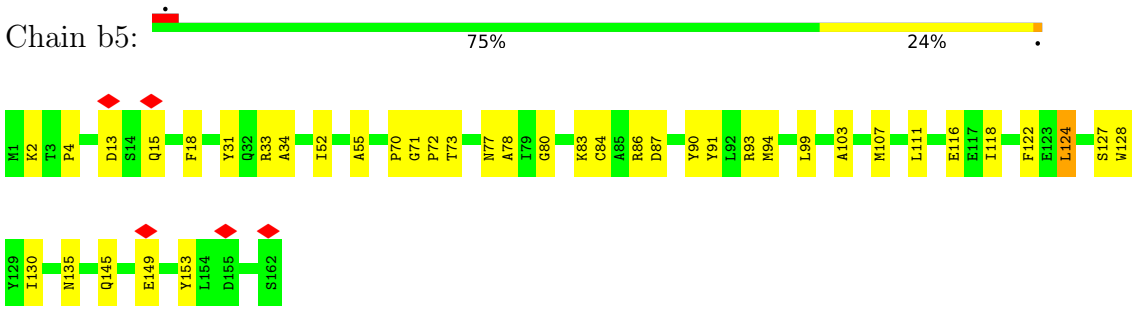

• Molecule 17: alpha_PC

Chain d5:

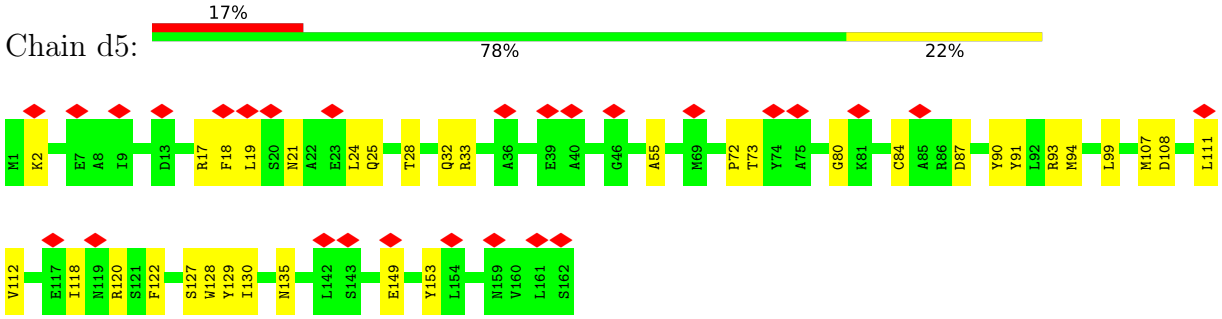

• Molecule 17: alpha_PC

Chain f5:

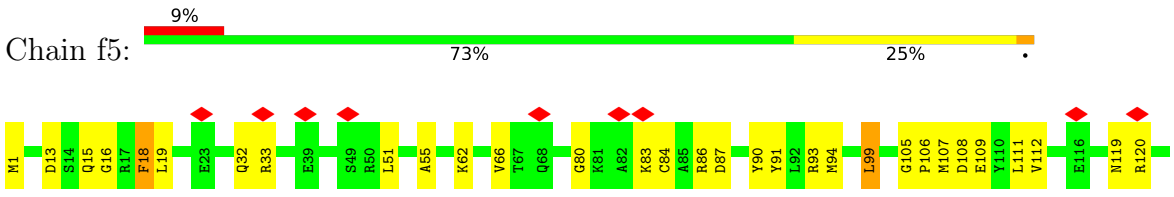

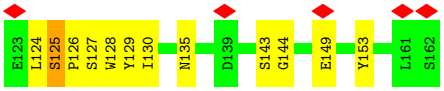

• Molecule 17: alpha_PC

Chain i5:



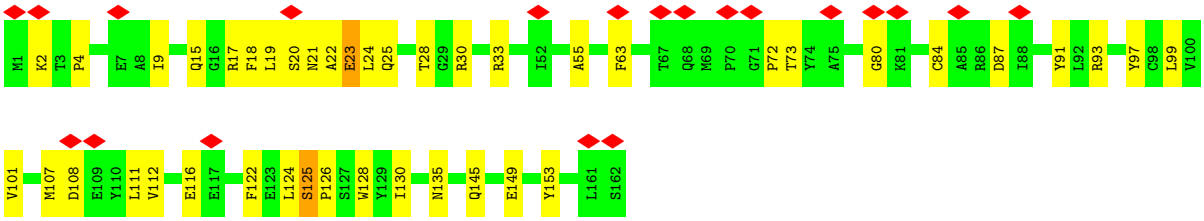

• Molecule 17: alpha_PC

Chain k5:



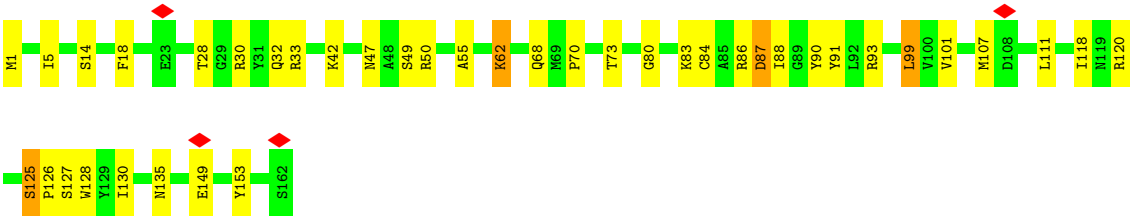

• Molecule 17: alpha_PC

Chain V8:



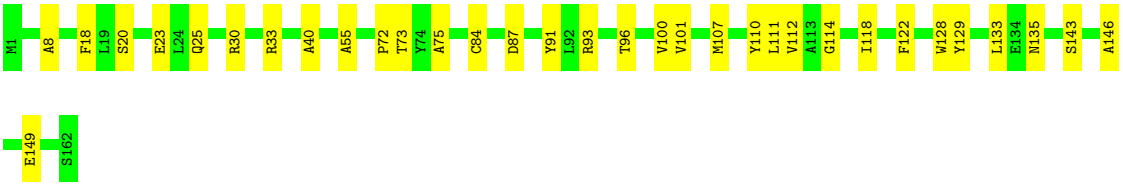

• Molecule 17: alpha_PC

Chain X8:



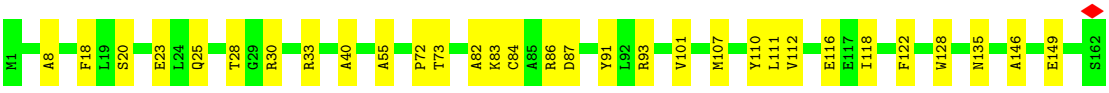

• Molecule 17: alpha_PC

Chain Z8:



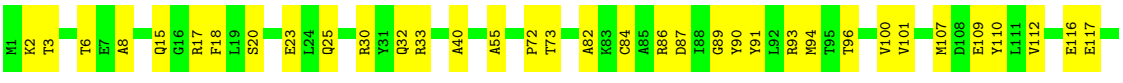



• Molecule 17: alpha_PC

Chain g9:



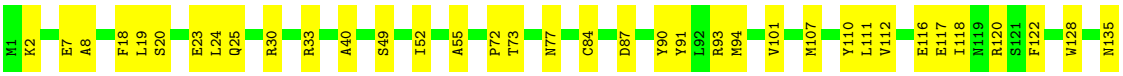

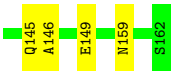

• Molecule 17: alpha_PC

Chain i9:



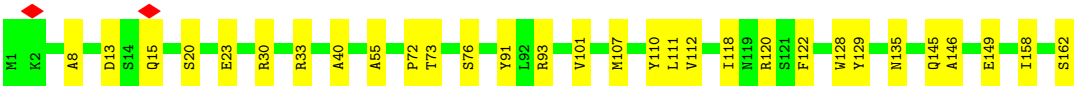

• Molecule 17: alpha_PC

Chain k9:



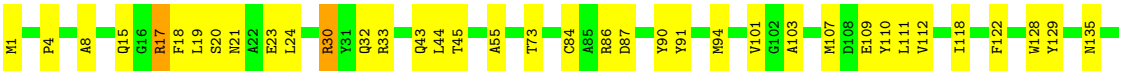



• Molecule 17: alpha_PC

Chain aa:



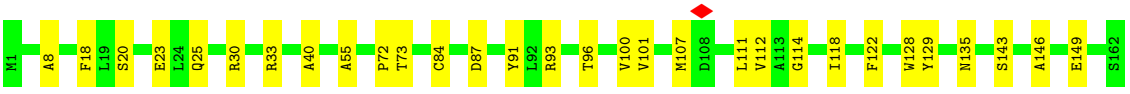

• Molecule 17: alpha_PC

Chain ac:



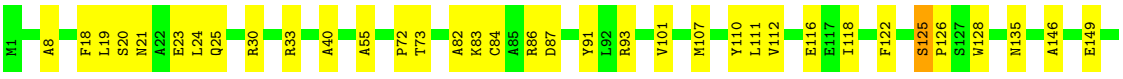



• Molecule 17: alpha_PC

Chain ae:

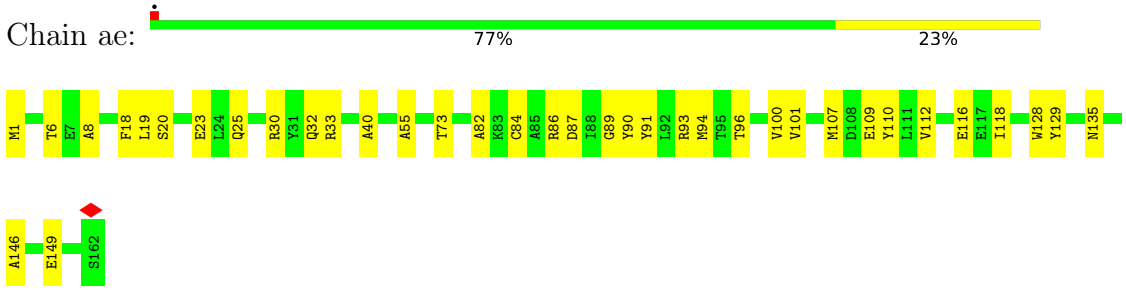

• Molecule 17: alpha_PC

Chain ag:

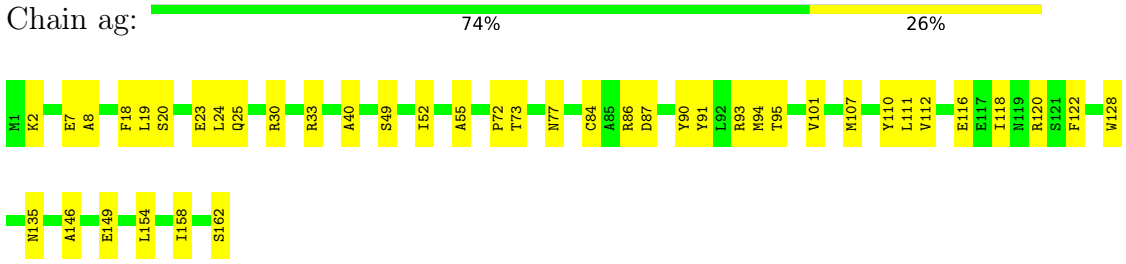

• Molecule 17: alpha_PC

Chain ai:

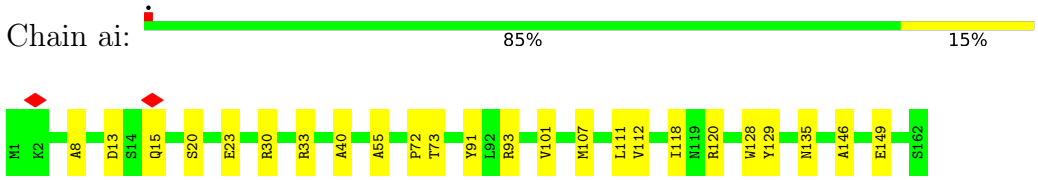

• Molecule 17: alpha_PC

Chain ak:

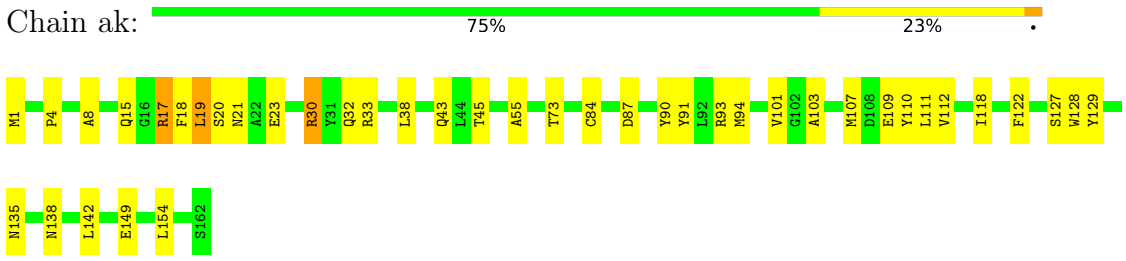

• Molecule 17: alpha_PC

Chain ba:

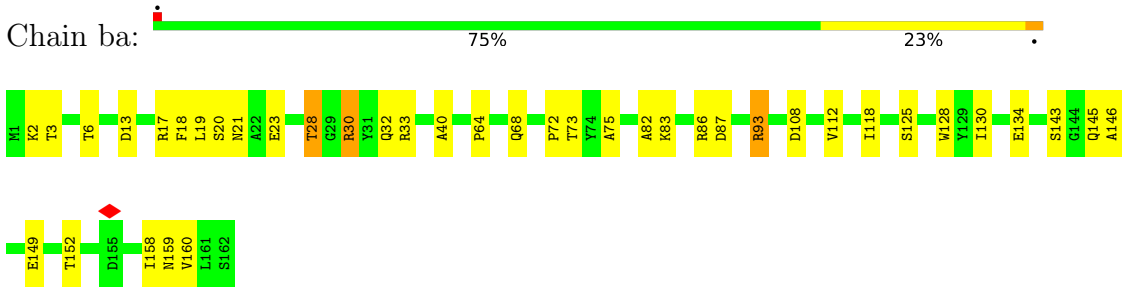

• Molecule 17: alpha_PC

Chain bc:

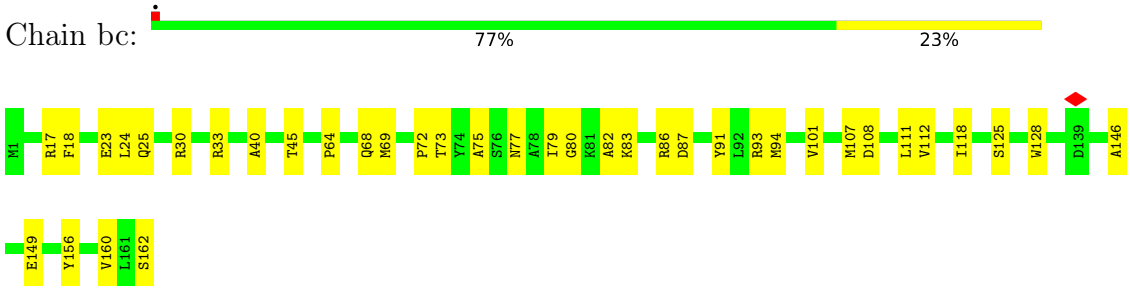

• Molecule 17: alpha_PC

Chain be:

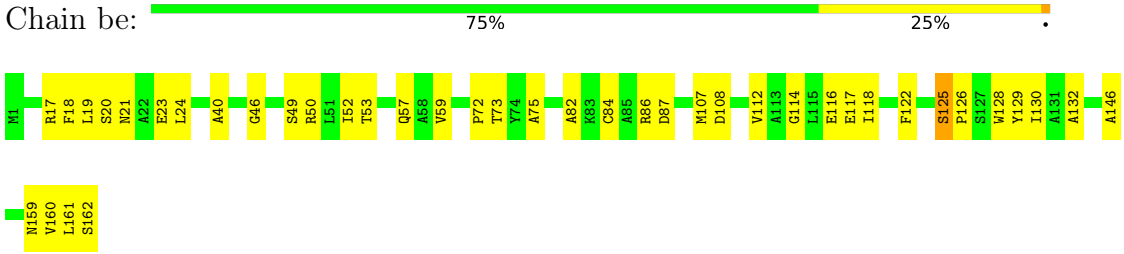

• Molecule 17: alpha_PC

Chain bg:

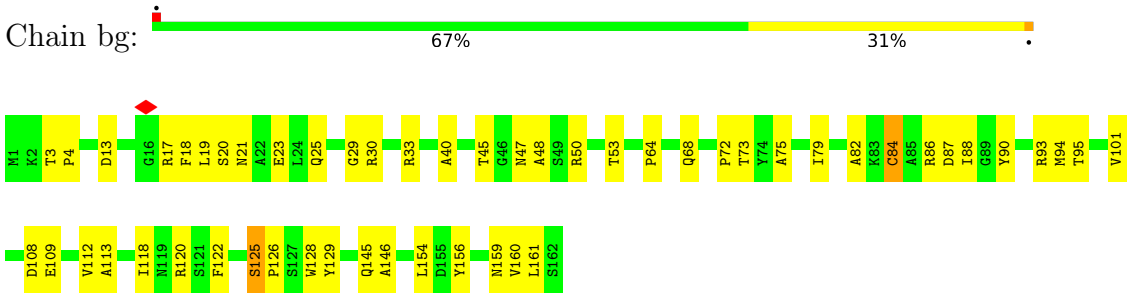

• Molecule 17: alpha_PC

Chain bi:

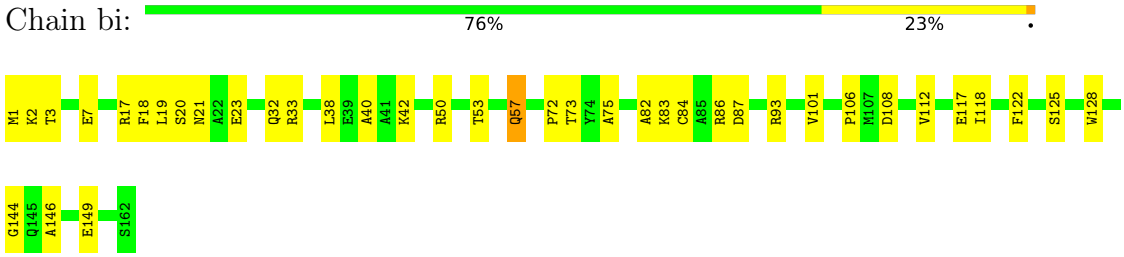

• Molecule 17: alpha_PC

Chain bk:

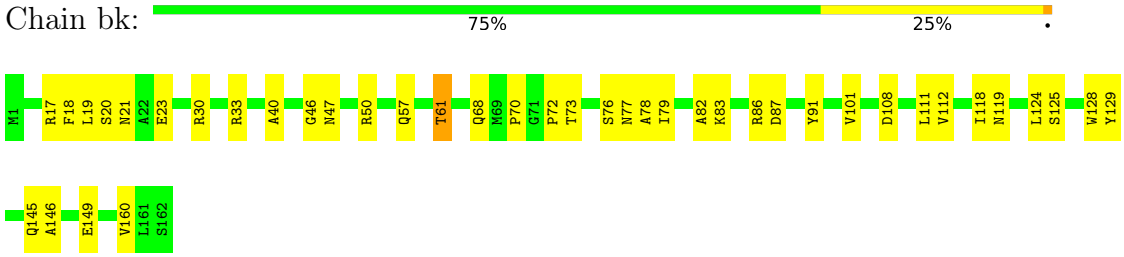

• Molecule 17: alpha_PC

Chain ca:

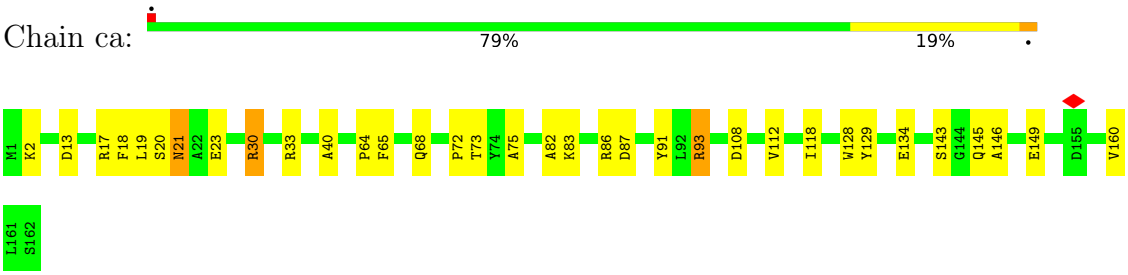

• Molecule 17: alpha_PC

Chain cc:

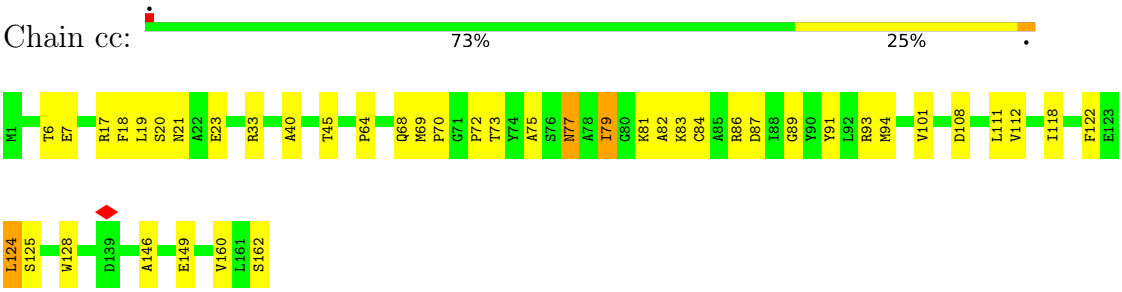

• Molecule 17: alpha_PC

Chain ce:

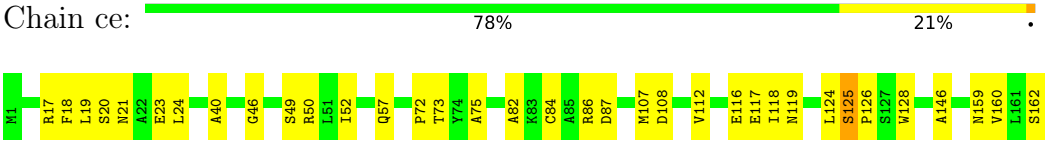

• Molecule 17: alpha_PC

Chain cg:

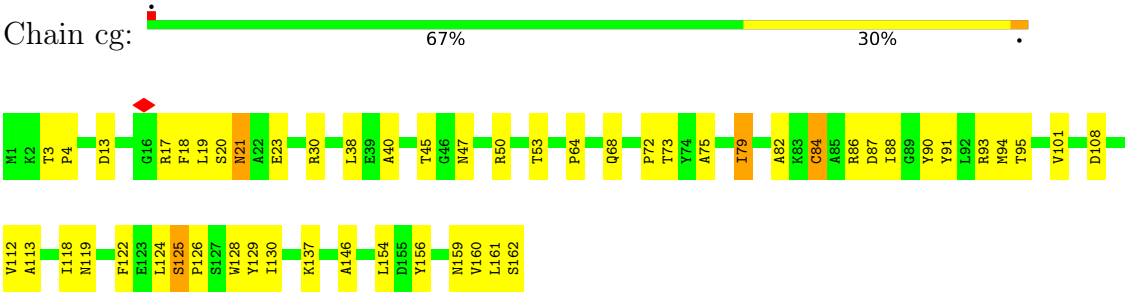

• Molecule 17: alpha_PC

Chain ci:

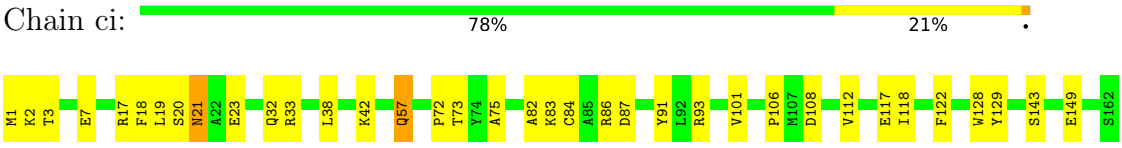

• Molecule 17: alpha_PC

Chain ck:

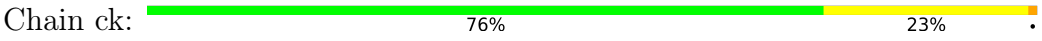



• Molecule 18: beta_PC

Chain c4:



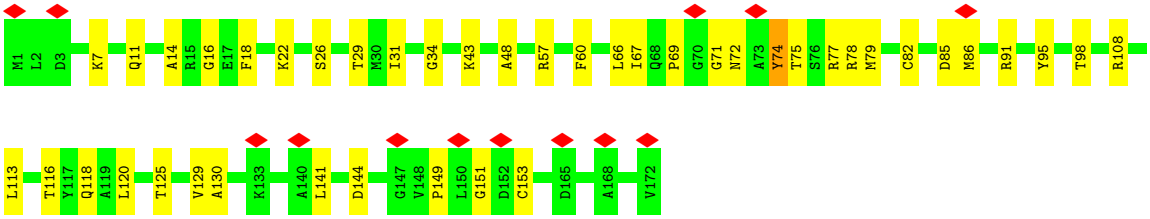

• Molecule 18: beta_PC

Chain e4:



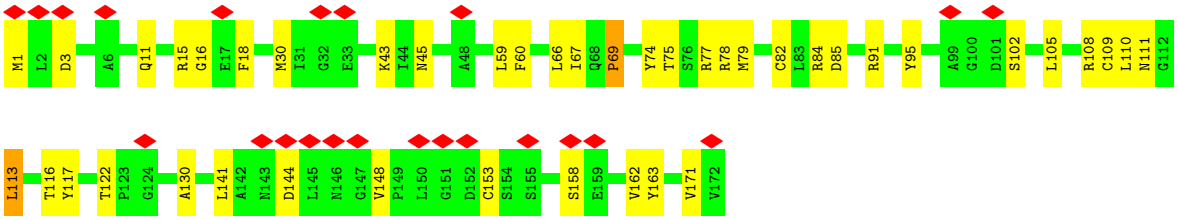

• Molecule 18: beta_PC

Chain g4:



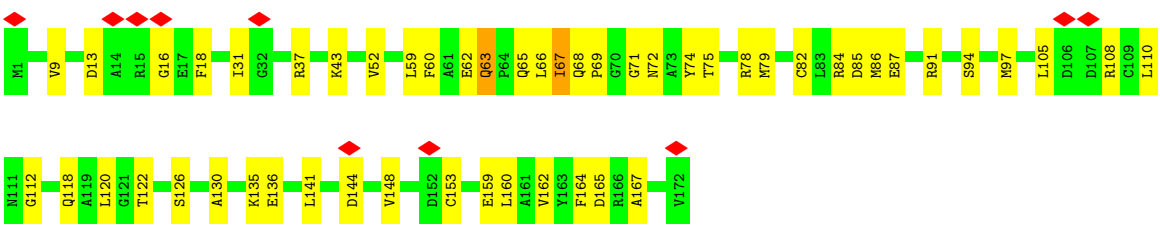

• Molecule 18: beta_PC

Chain h4:



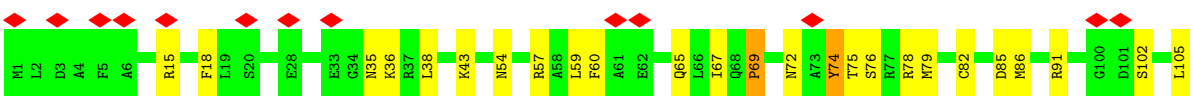

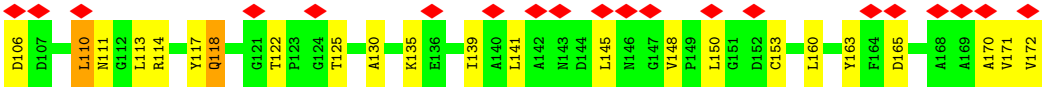

• Molecule 18: beta_PC

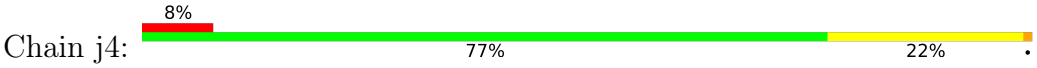

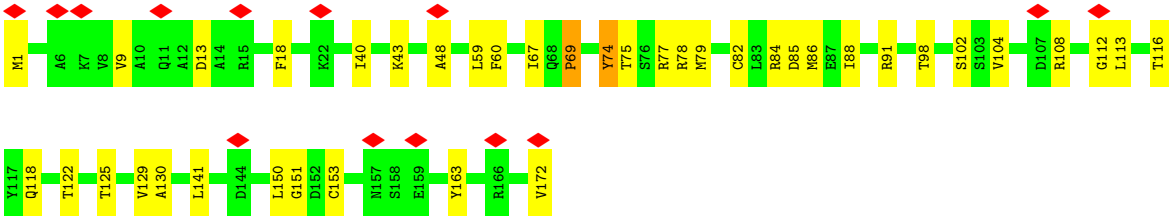

• Molecule 18: beta_PC



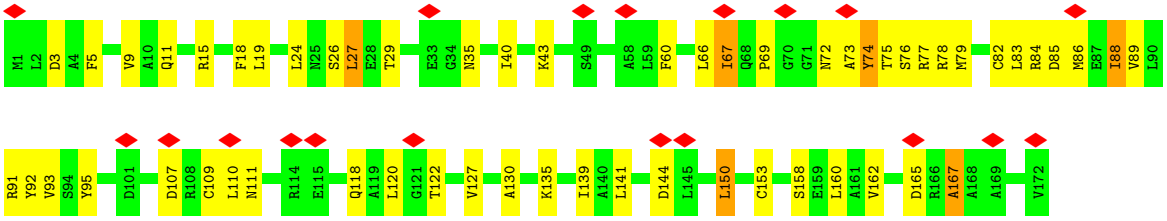

• Molecule 18: beta_PC

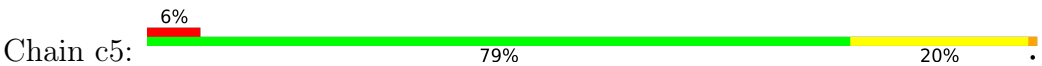



• Molecule 18: beta_PC



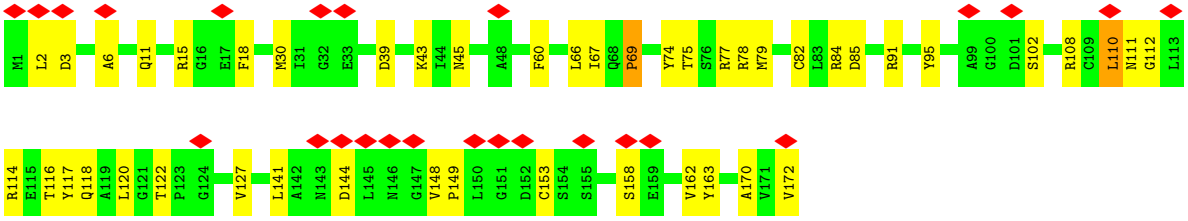

• Molecule 18: beta_PC

Chain g5:

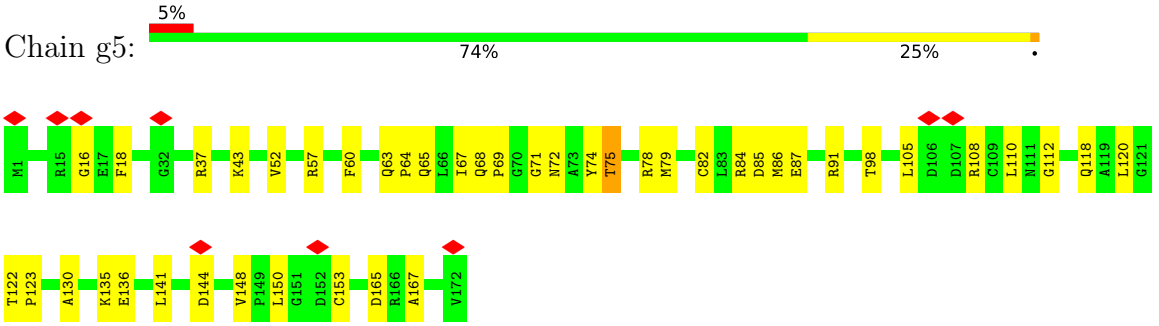

• Molecule 18: beta_PC

Chain h5:

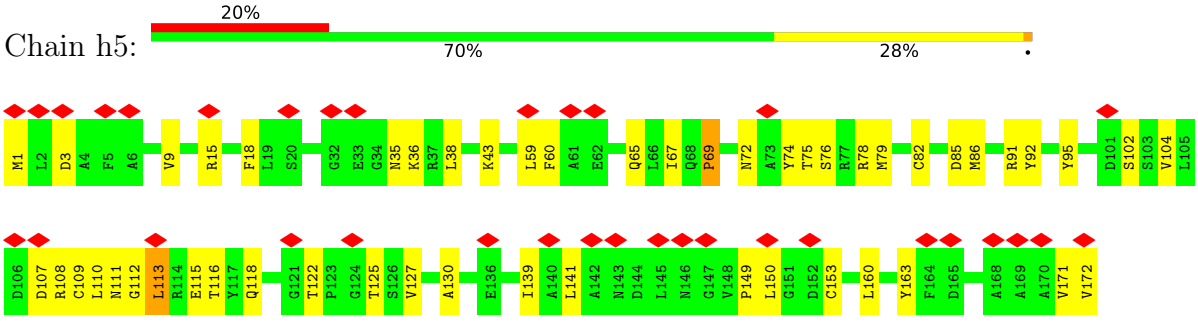

• Molecule 18: beta_PC

Chain j5:

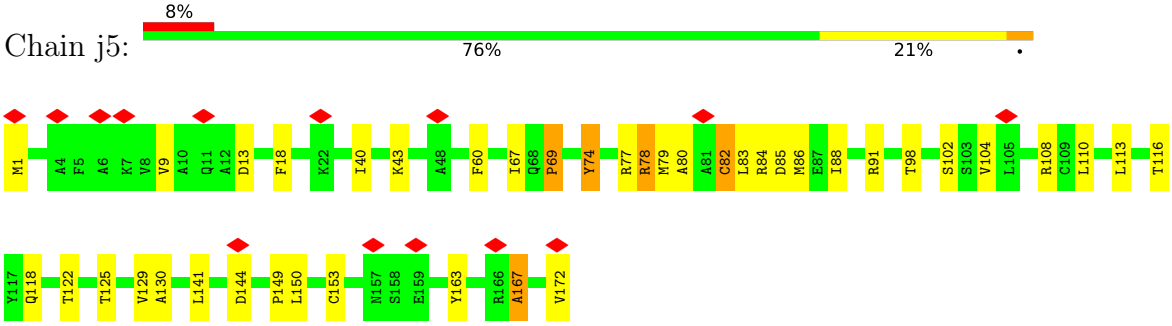

• Molecule 18: beta_PC

Chain l5:

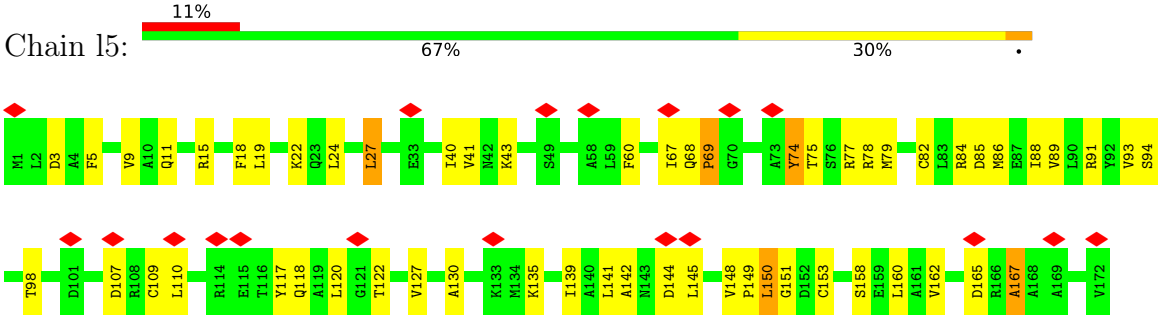

• Molecule 18: beta_PC

Chain W8:

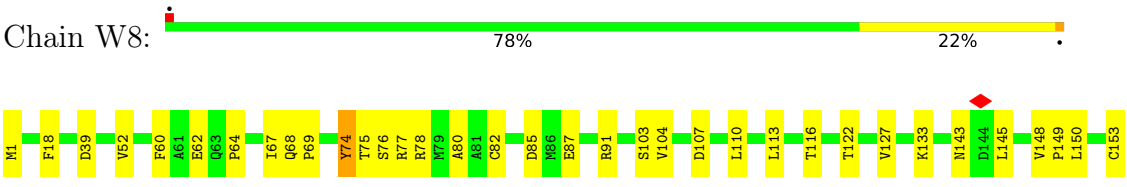



• Molecule 18: beta_PC

Chain Y8:



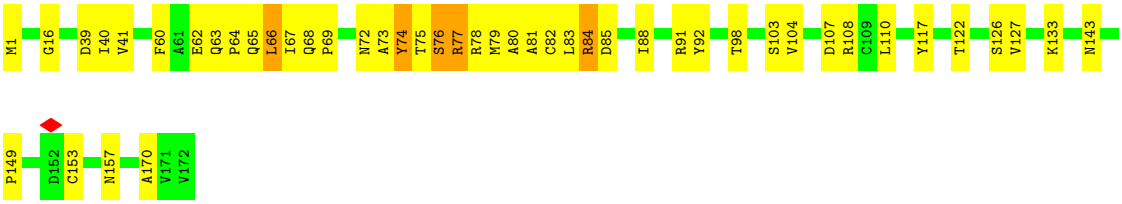

• Molecule 18: beta_PC

Chain f9:



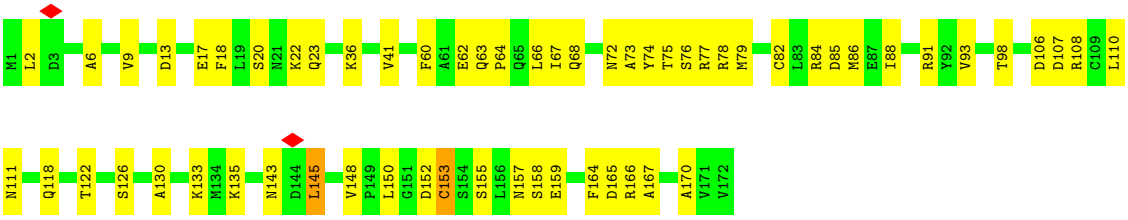

• Molecule 18: beta_PC

Chain h9:



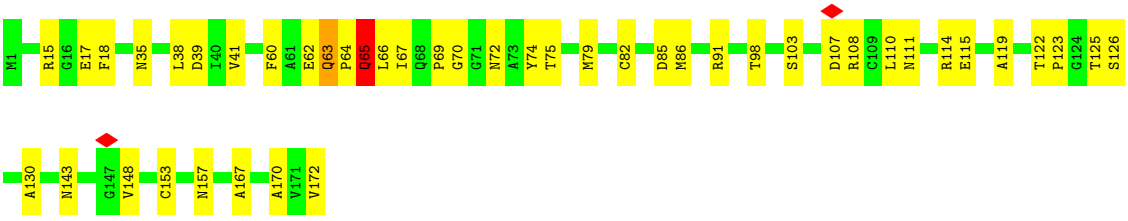

• Molecule 18: beta_PC

Chain j9:



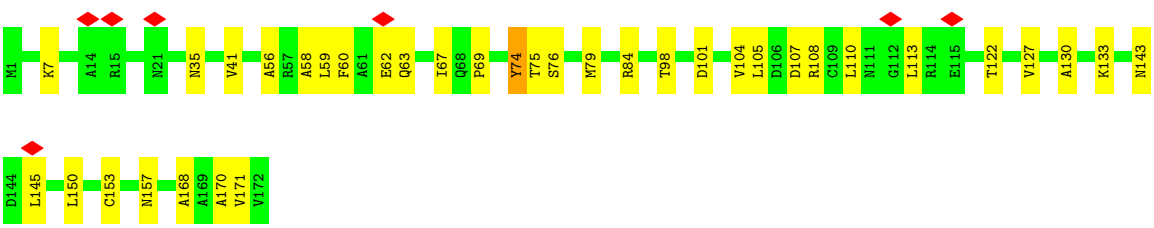

• Molecule 18: beta_PC

Chain l9:



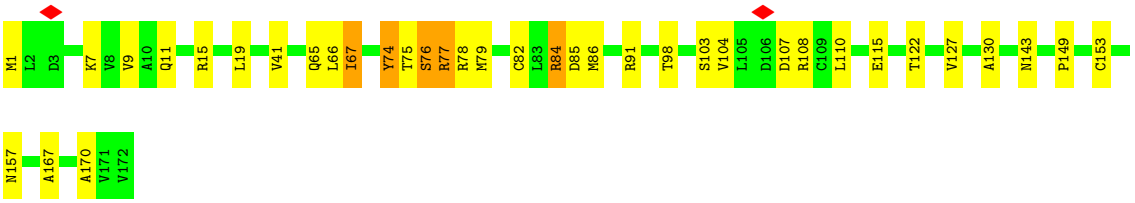

• Molecule 18: beta_PC

Chain ab:



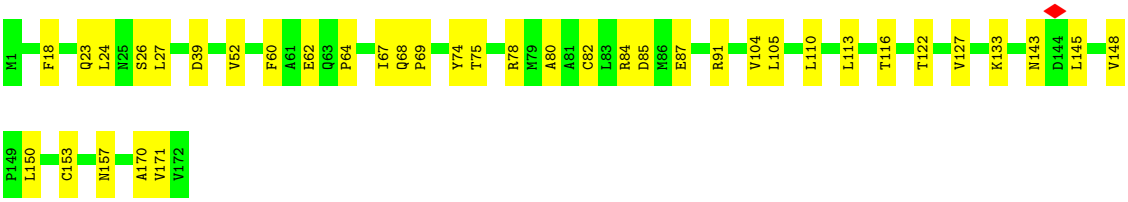

• Molecule 18: beta_PC

Chain ad:



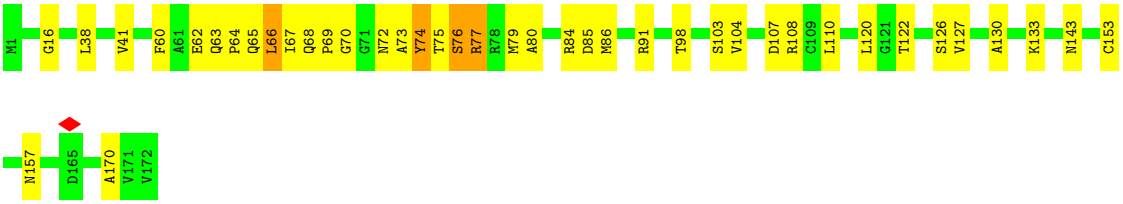

• Molecule 18: beta_PC

Chain af:



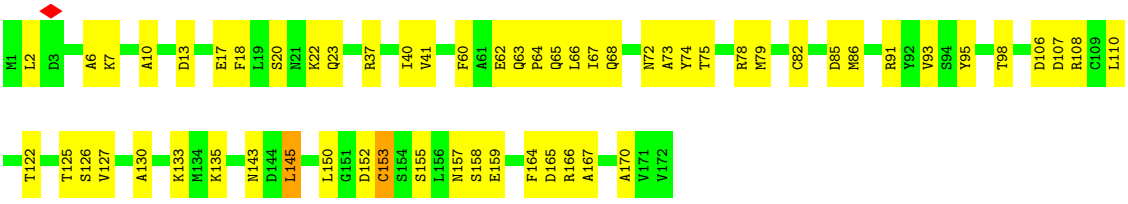

• Molecule 18: beta_PC

Chain ah:





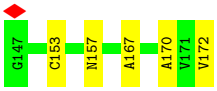

• Molecule 18: beta_PC

Chain aj:



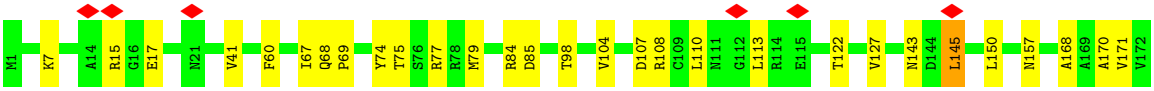

• Molecule 18: beta_PC

Chain al:



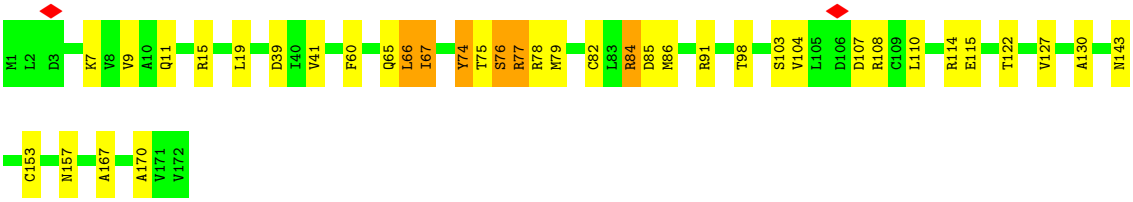

• Molecule 18: beta_PC

Chain bb:



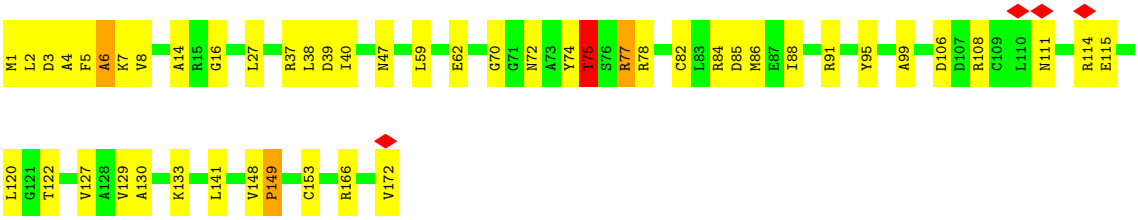

• Molecule 18: beta_PC

Chain bd:



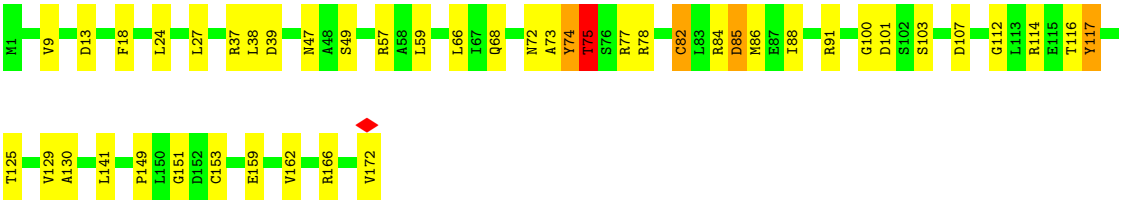

• Molecule 18: beta_PC

Chain bf:



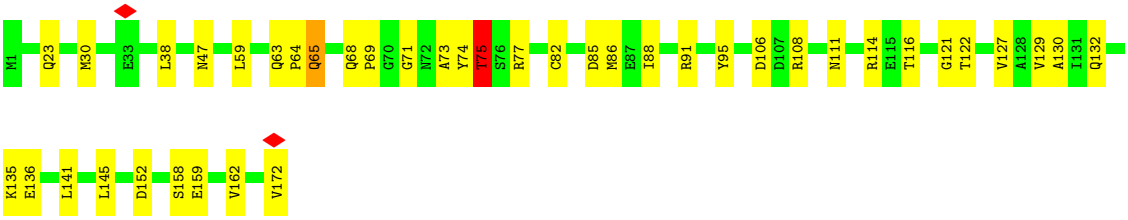

• Molecule 18: beta_PC

Chain bh:



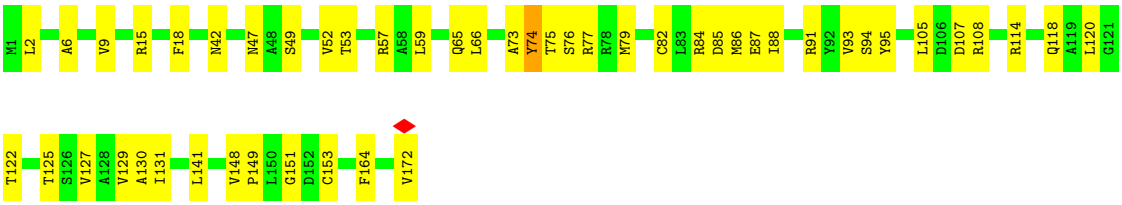

• Molecule 18: beta_PC

Chain bj:



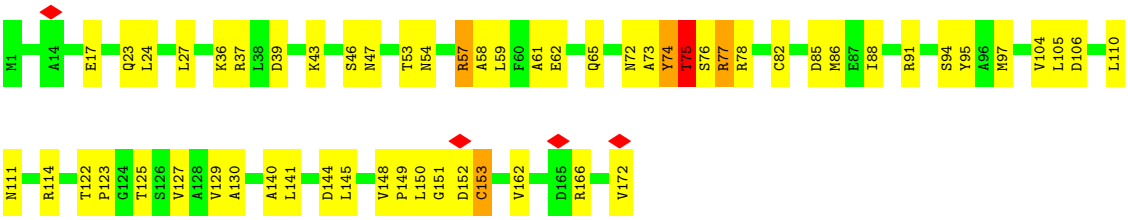

• Molecule 18: beta_PC

Chain bl:



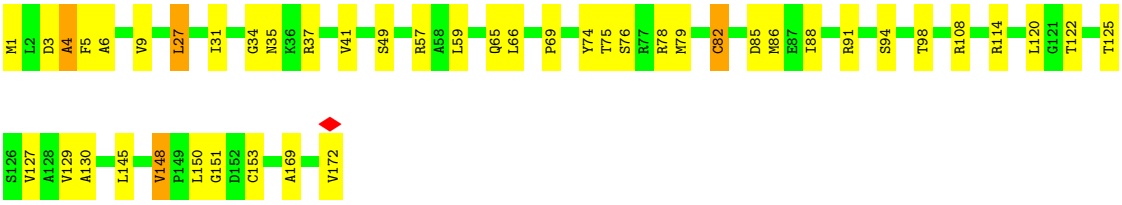

• Molecule 18: beta_PC

Chain cb:



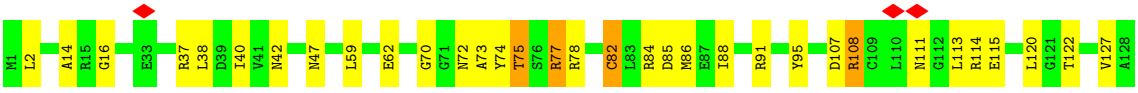

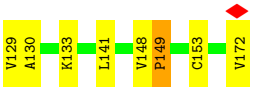

• Molecule 18: beta_PC

Chain cd:



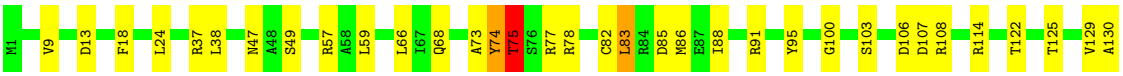

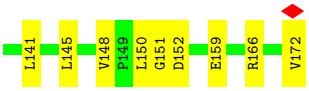

• Molecule 18: beta_PC

Chain cf:



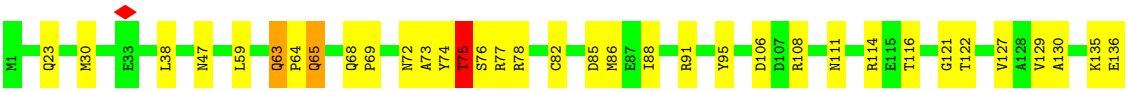

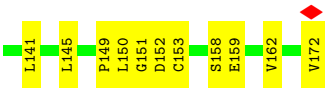

• Molecule 18: beta_PC

Chain ch:



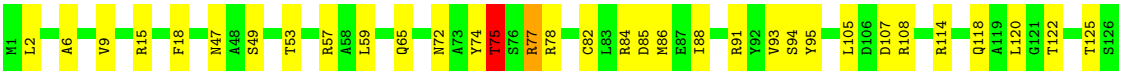



• Molecule 18: beta_PC

Chain cj:



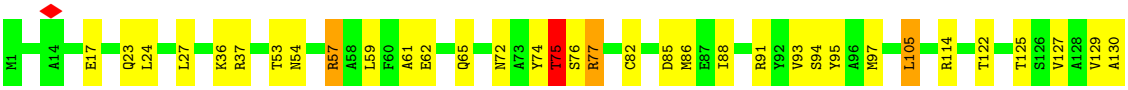

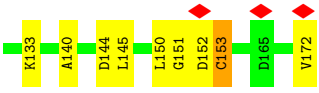

• Molecule 18: beta_PC

Chain cl:

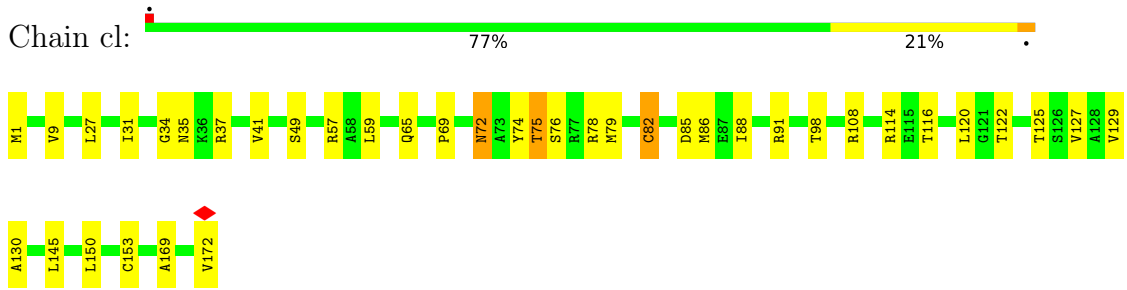

• Molecule 19: LRC3

Chain a8:

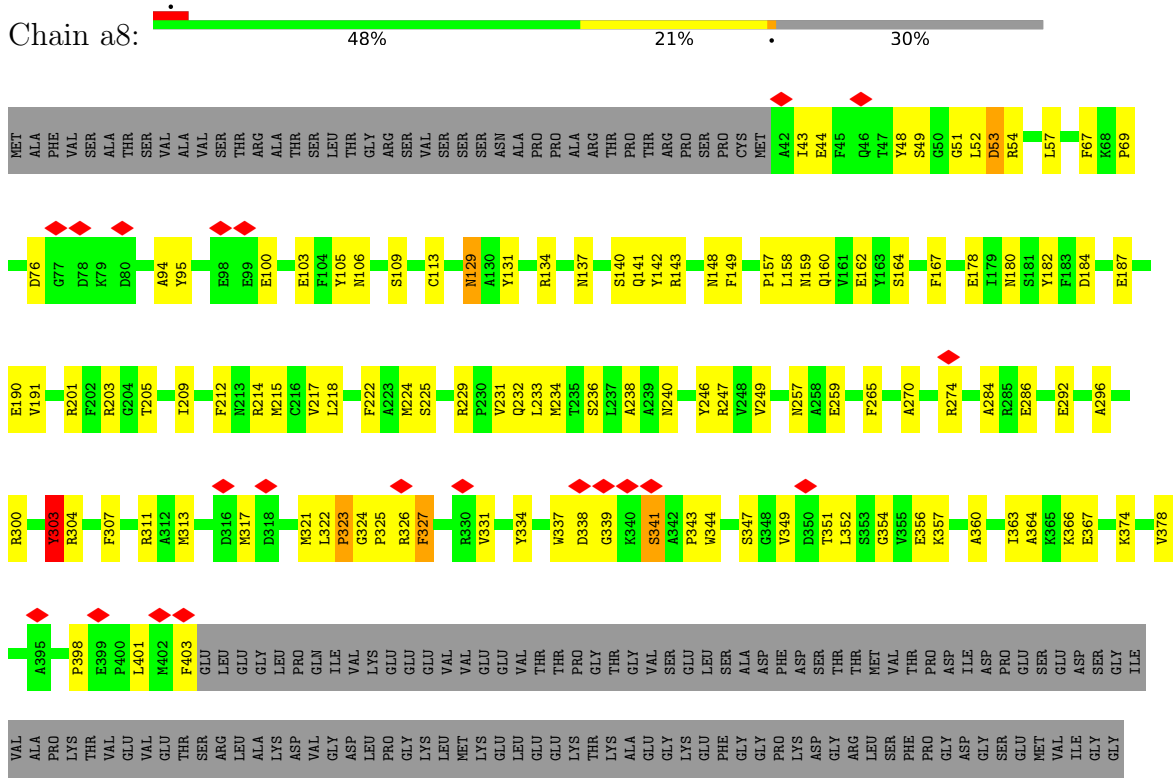

• Molecule 19: LRC3

Chain a9:

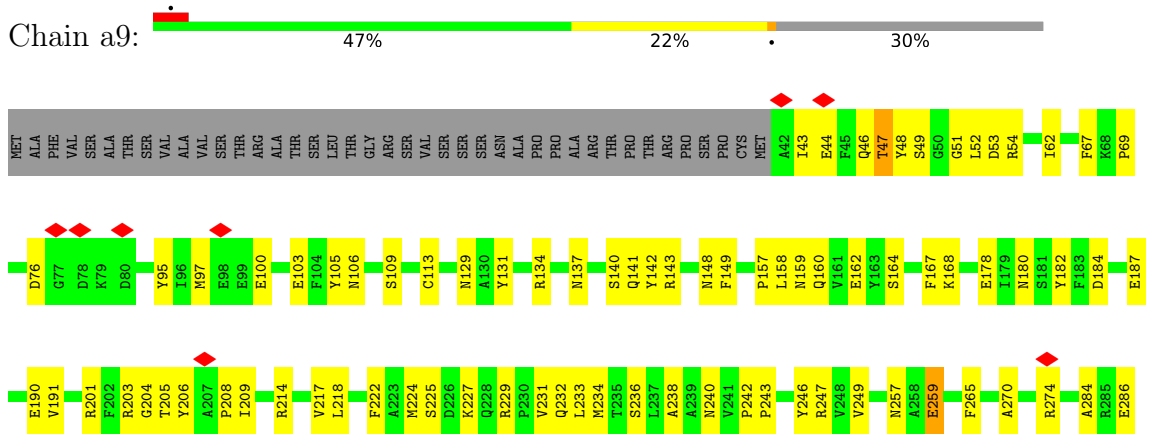

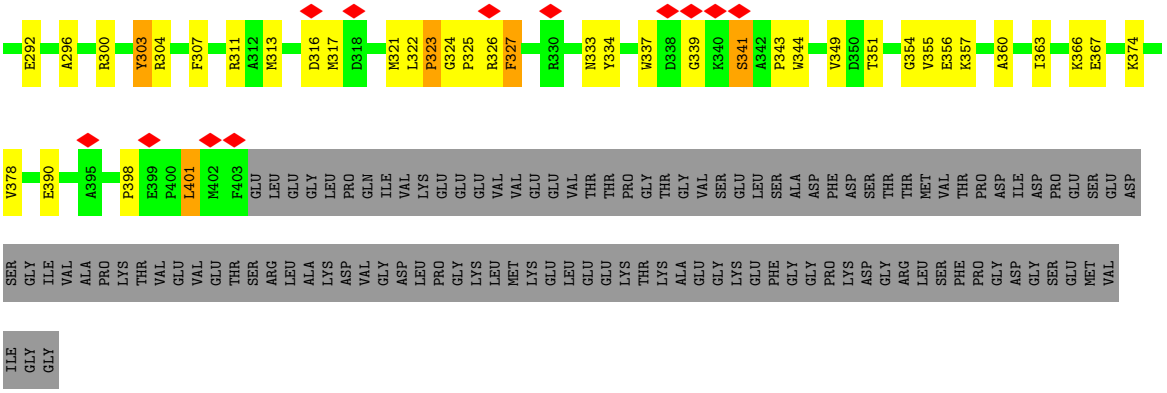

• Molecule 20: LR3

Chain dy:





• Molecule 20: LR3

Chain dz:



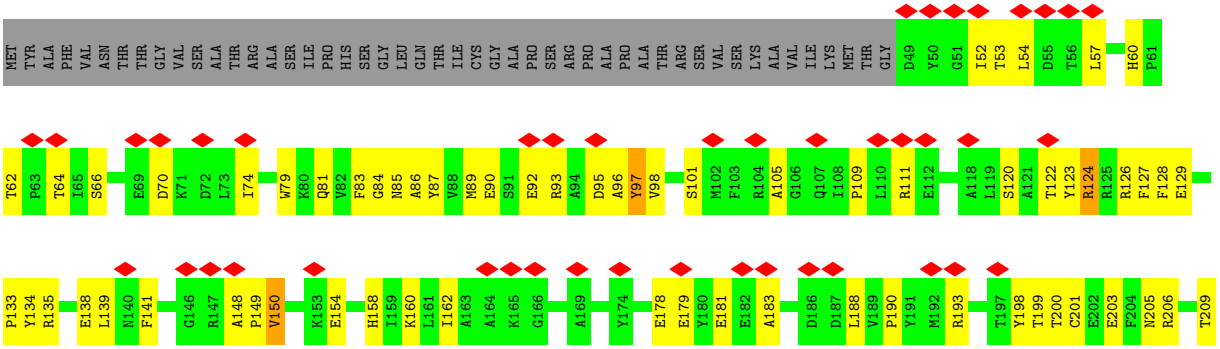

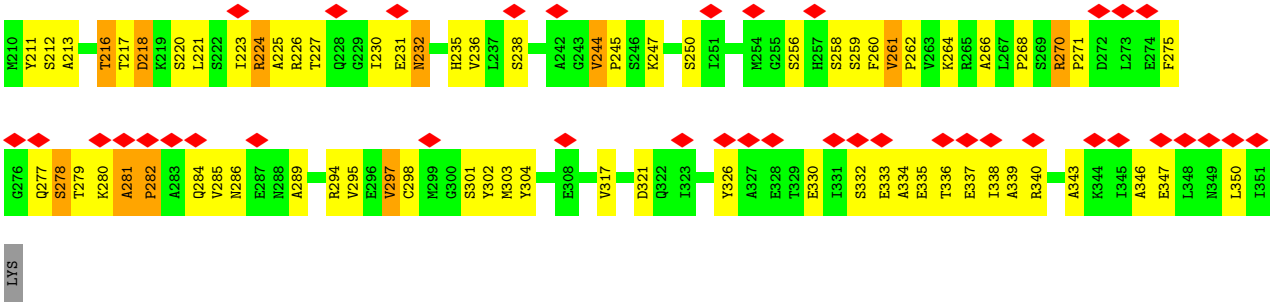

- Molecule 21: LR2

Chain ew:



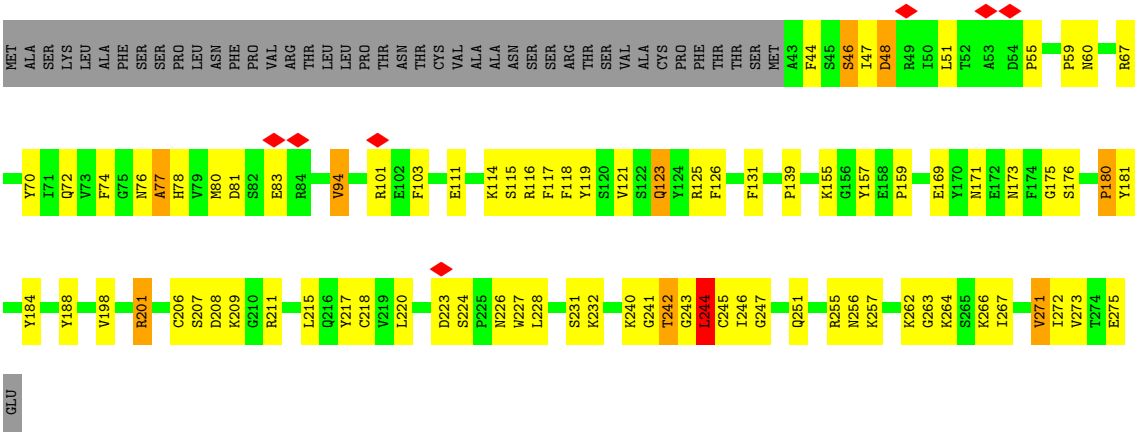

- Molecule 21: LR2

Chain ex:



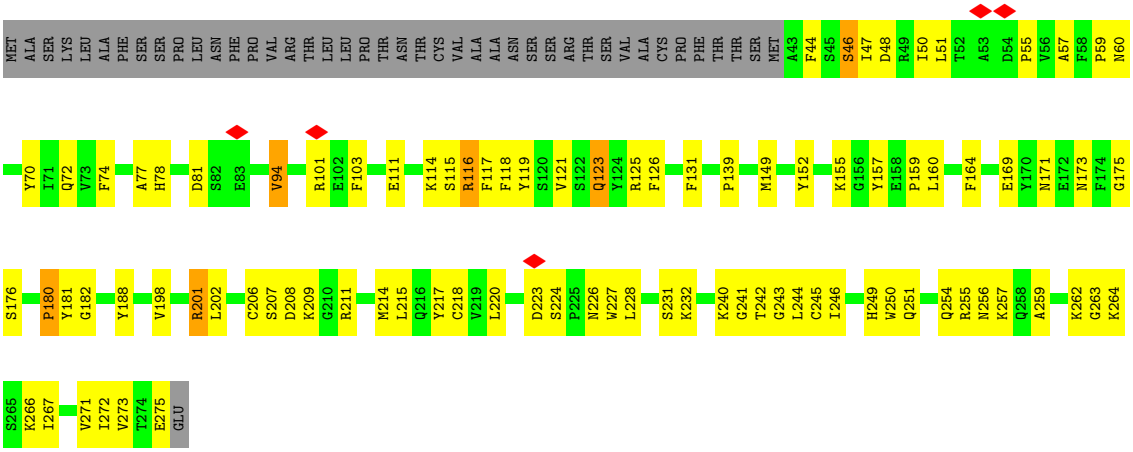

- Molecule 21: LR2

Chain fd:



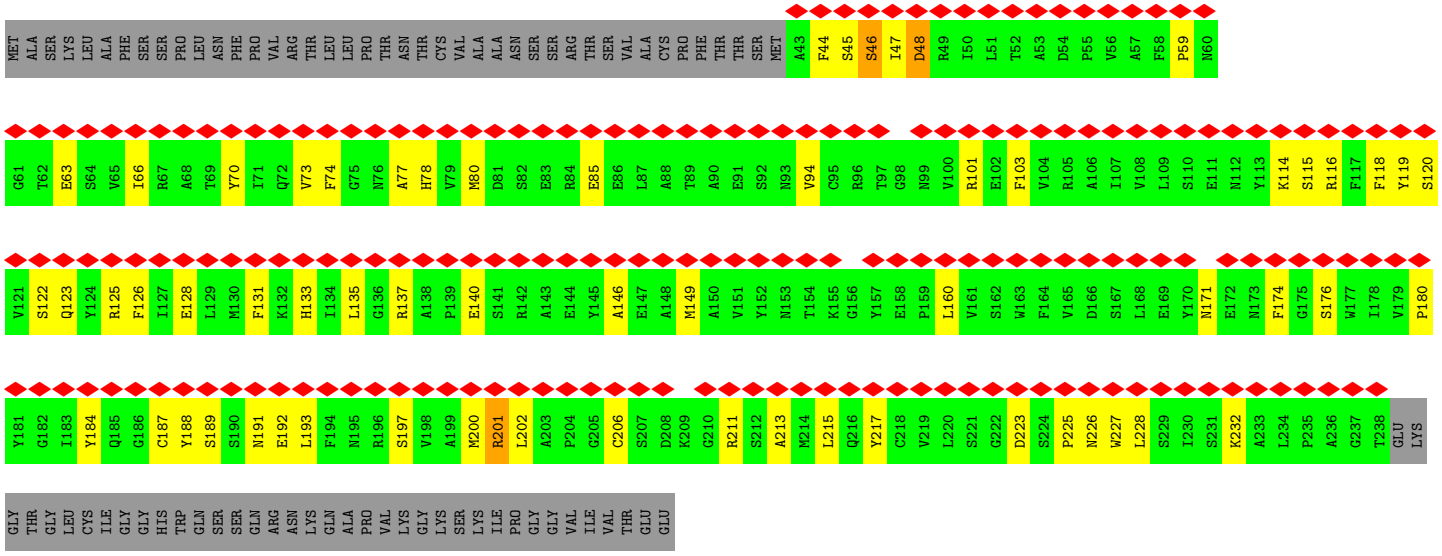

• Molecule 21: LR2

Chain fz:



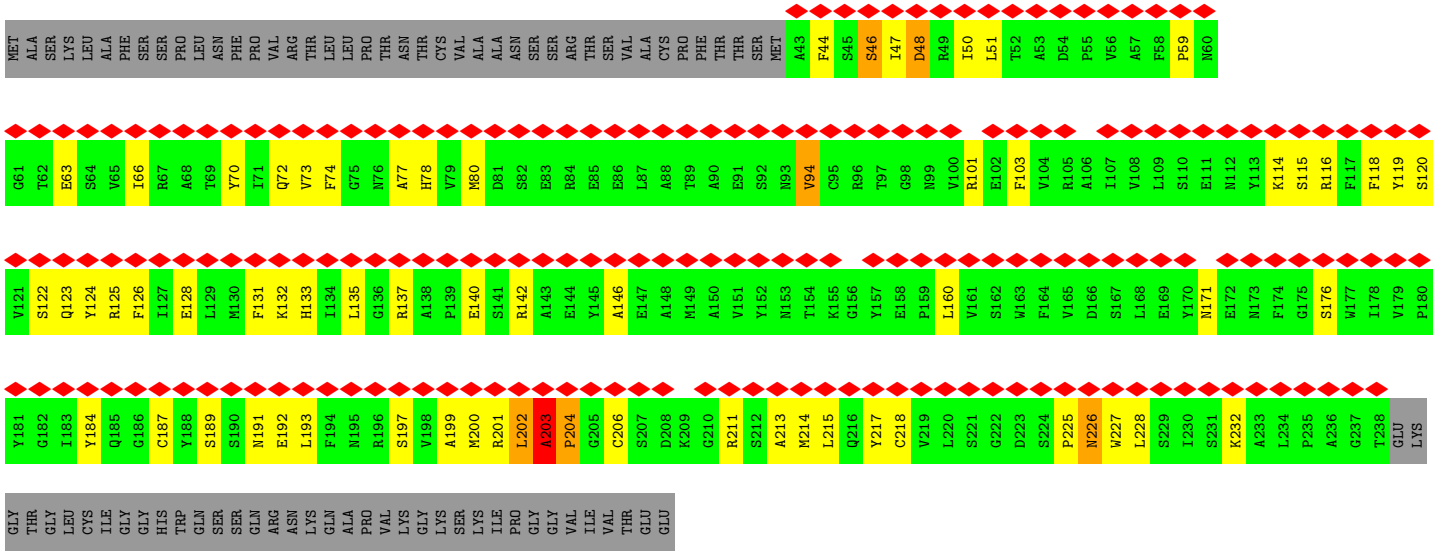

• Molecule 22: LR_gamma7

Chain eY:



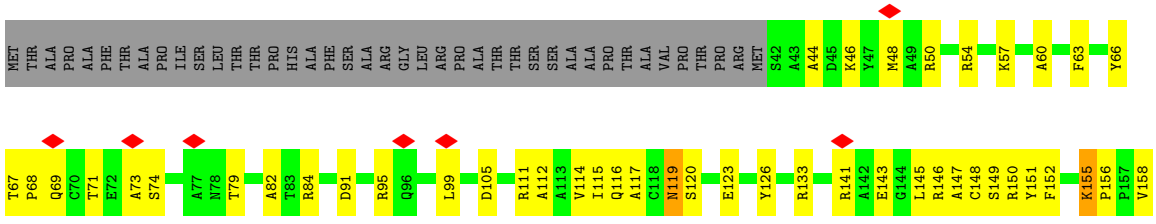

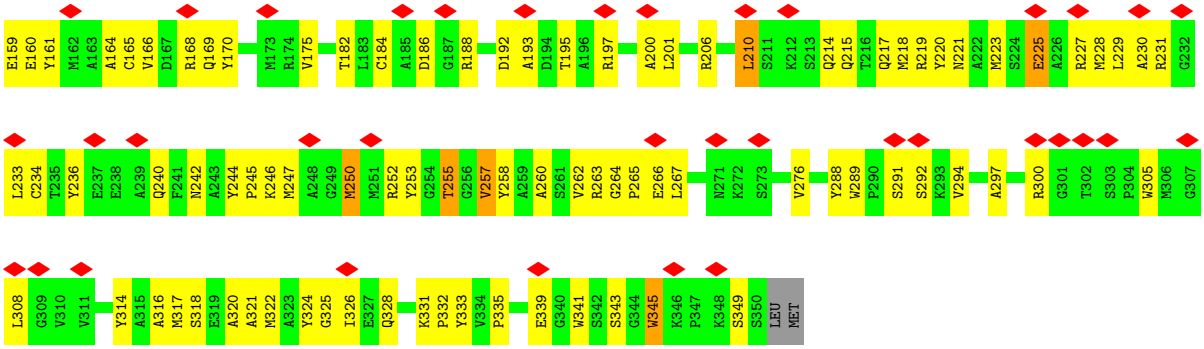

• Molecule 22: LR_gamma7

Chain eZ:

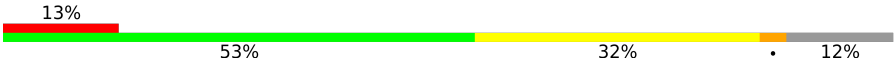

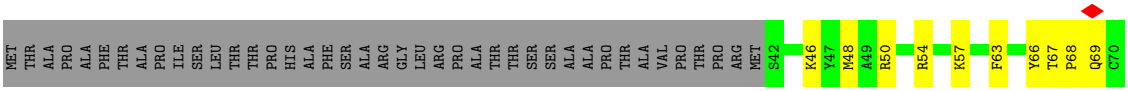

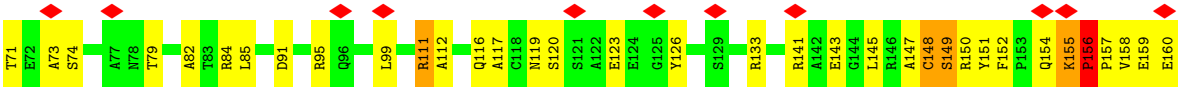

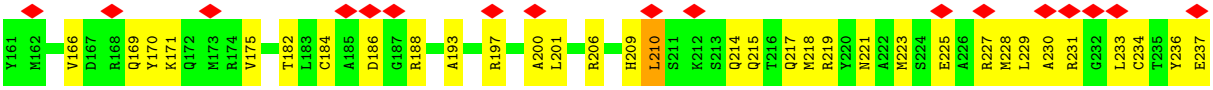

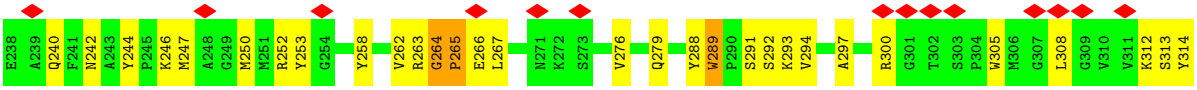

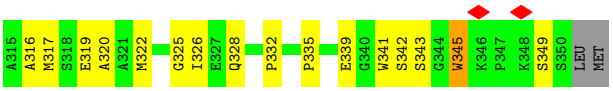

• Molecule 23: LR_gamma8

Chain ly:



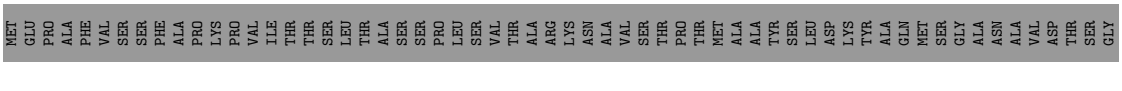

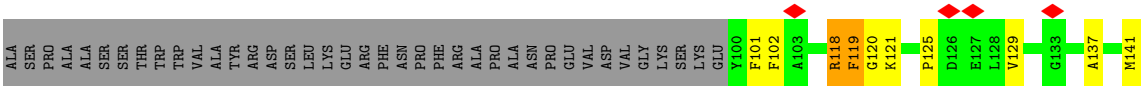

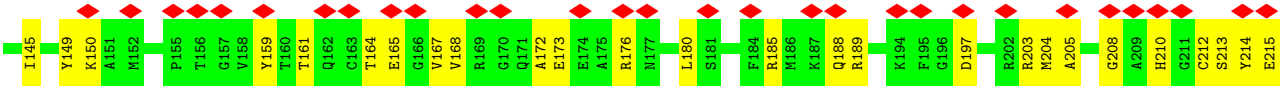

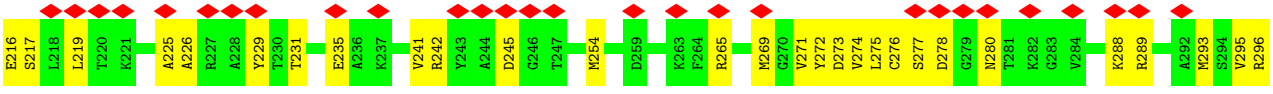

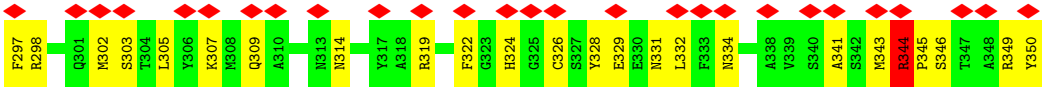

• Molecule 23: LR_gamma8

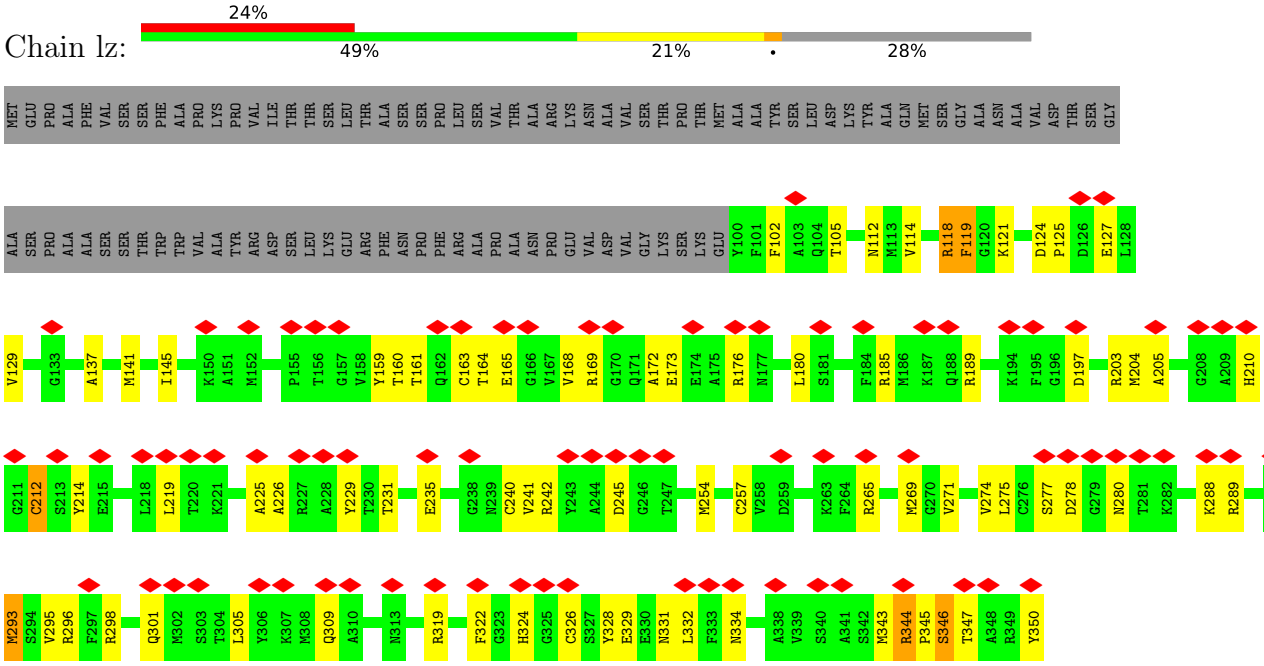

• Molecule 23: LR_gamma8

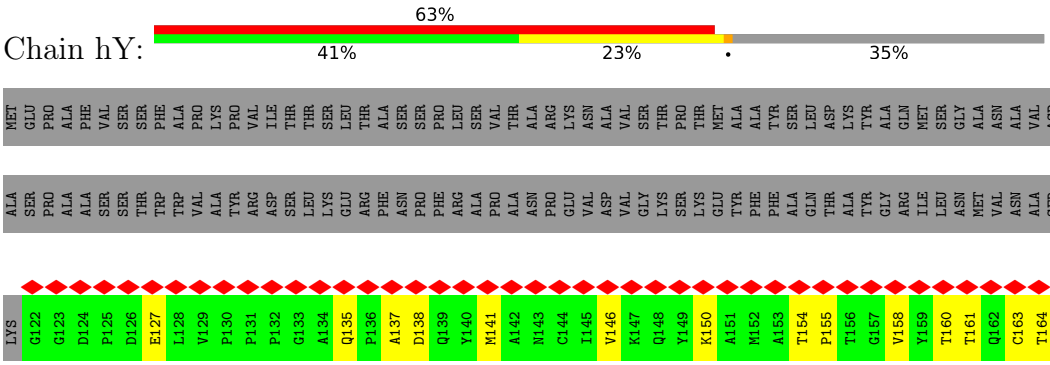

• Molecule 23: LR_gamma8

Chain hZ:

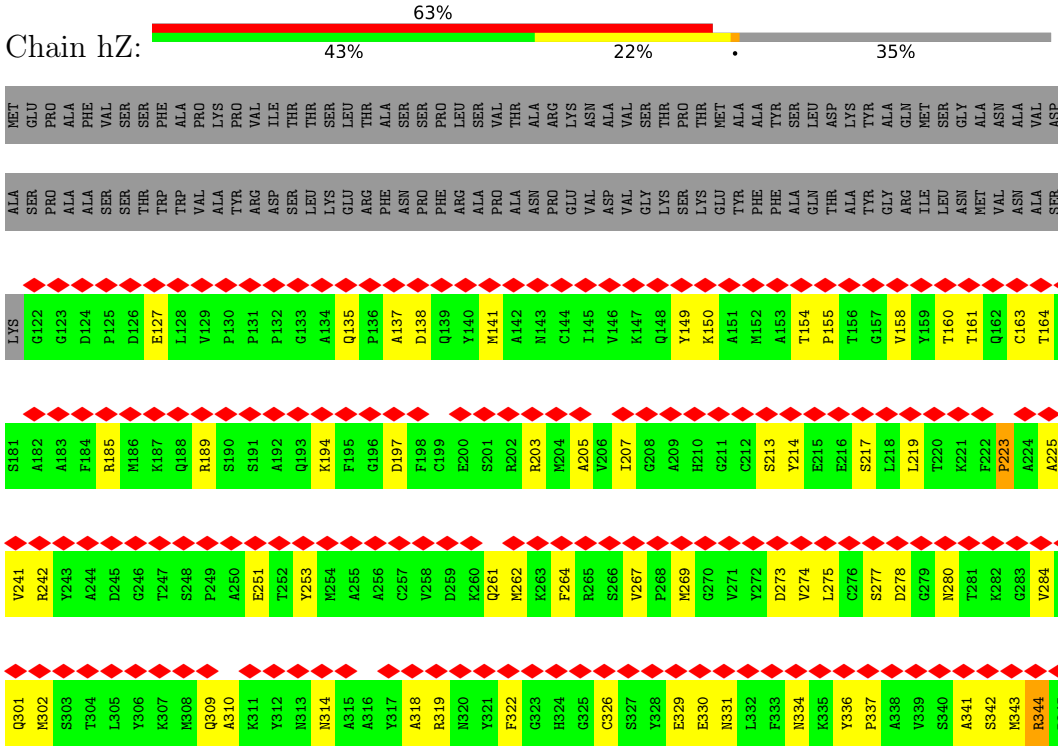

- Molecule 24: LR_gamma6

Chain gy:

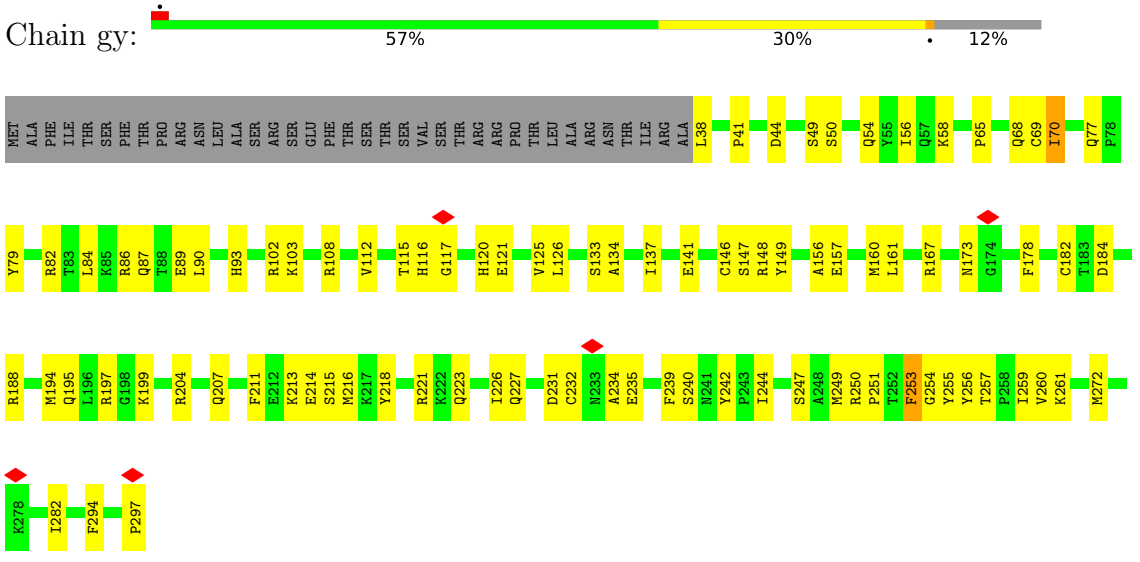

- Molecule 24: LR_gamma6

Chain gz:

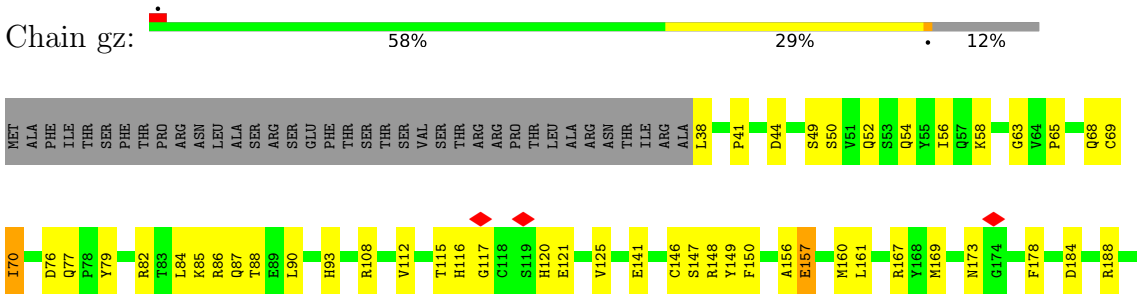

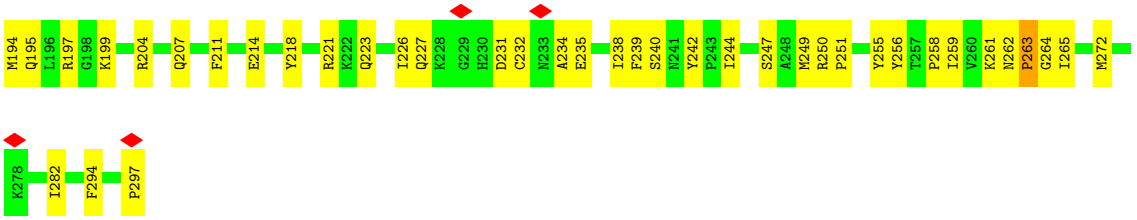

• Molecule 25: LR9

Chain ka:

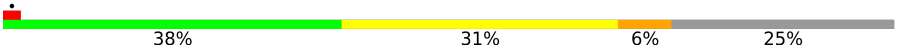

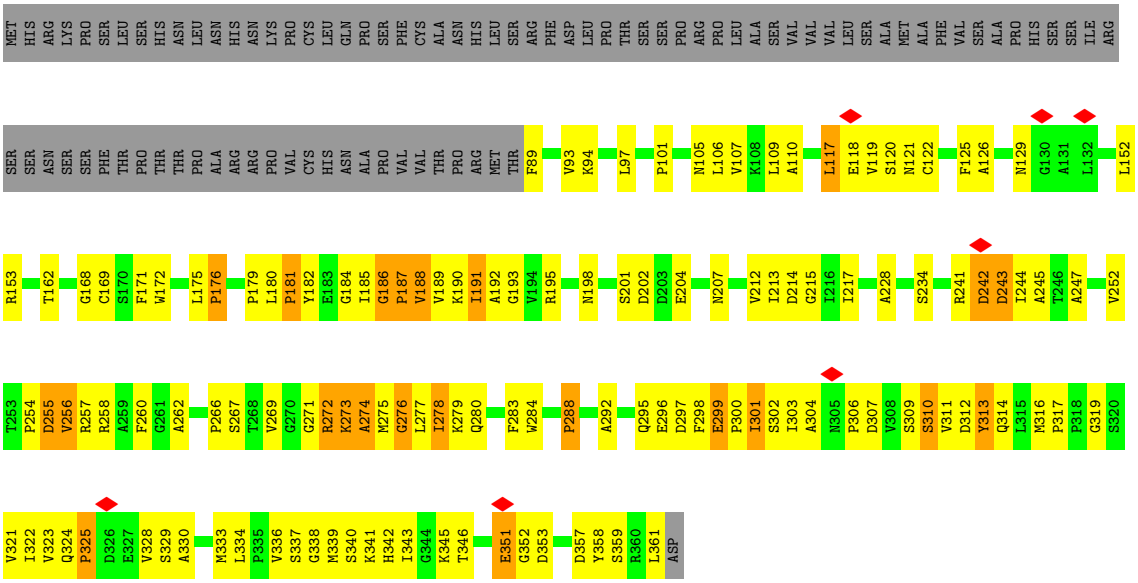

• Molecule 25: LR9

Chain kb:

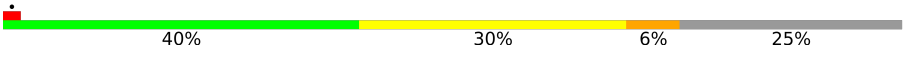

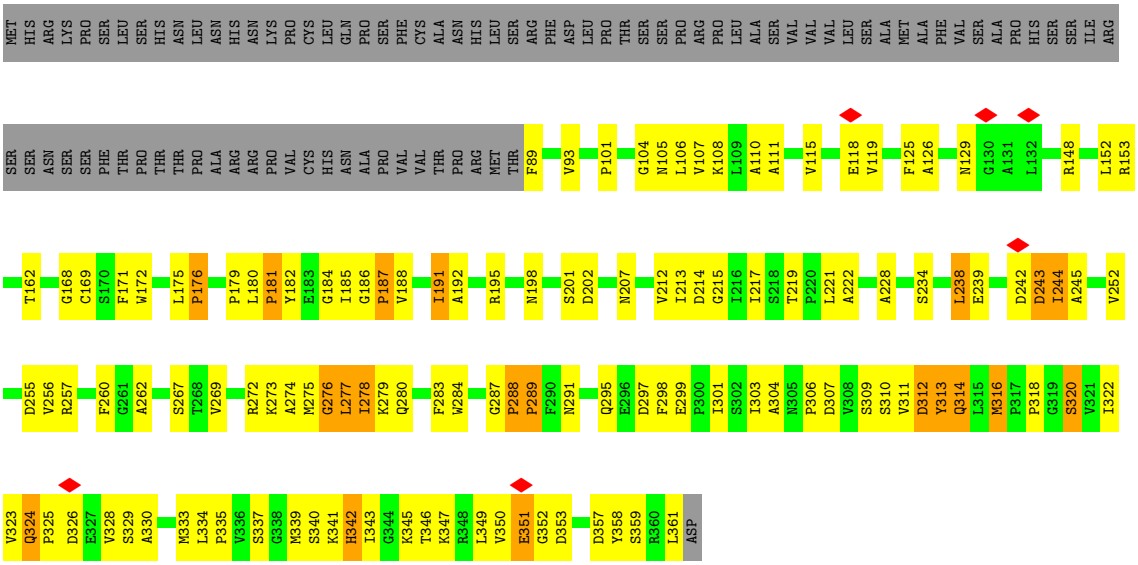

4 Experimental information (i)

Property	Value	Source
EM reconstruction method	SINGLE PARTICLE	Depositor
Imposed symmetry	POINT, Not provided	
Number of particles used	53403	Depositor
Resolution determination method	FSC 0.143 CUT-OFF	Depositor
CTF correction method	NONE	Depositor
Microscope	FEI TITAN KRIOS	Depositor
Voltage (kV)	300	Depositor
Electron dose ($e^-/Å^2$)	50	Depositor
Minimum defocus (nm)	Not provided	
Maximum defocus (nm)	Not provided	
Magnification	Not provided	
Image detector	GATAN K2 SUMMIT (4k x 4k)	Depositor
Maximum map value	0.189	Depositor
Minimum map value	-0.130	Depositor
Average map value	0.000	Depositor
Map value standard deviation	0.008	Depositor
Recommended contour level	0.018	Depositor
Map size (Å)	739.2, 739.2, 739.2	wwPDB
Map dimensions	560, 560, 560	wwPDB
Map angles (°)	90.0, 90.0, 90.0	wwPDB
Pixel spacing (Å)	1.32, 1.32, 1.32	Depositor

5 Model quality (i)

5.1 Standard geometry (i)

Bond lengths and bond angles in the following residue types are not validated in this section: PVN, PUB, CYC, PEB

The Z score for a bond length (or angle) is the number of standard deviations the observed value is removed from the expected value. A bond length (or angle) with $|Z| > 5$ is considered an outlier worth inspection. RMSZ is the root-mean-square of all Z scores of the bond lengths (or angles).

Mol	Chain	Bond lengths		Bond angles	
		RMSZ	#$\|Z\|>5$	RMSZ	#$\|Z\|>5$
1	A1	0.98	0/1682	1.12	6/2293 (0.3%)
1	B1	1.03	2/1687 (0.1%)	1.13	6/2300 (0.3%)
2	C1	1.15	6/1201 (0.5%)	1.29	12/1641 (0.7%)
2	D1	1.10	3/1192 (0.3%)	1.38	10/1629 (0.6%)
3	E1	0.94	0/2068	1.16	9/2820 (0.3%)
3	F1	0.98	4/2068 (0.2%)	1.12	10/2820 (0.4%)
4	G1	1.65	9/1236 (0.7%)	1.30	2/1666 (0.1%)
4	I1	0.93	0/1236	0.87	0/1666
4	K1	1.01	4/1236 (0.3%)	0.98	1/1666 (0.1%)
4	N1	1.74	7/1236 (0.6%)	1.15	2/1666 (0.1%)
4	P1	1.49	7/1236 (0.6%)	1.24	1/1666 (0.1%)
4	R1	1.00	1/1236 (0.1%)	0.93	2/1666 (0.1%)
4	T1	1.10	2/1236 (0.2%)	1.04	2/1666 (0.1%)
4	X1	0.97	1/1236 (0.1%)	0.89	0/1666
4	Z1	1.03	5/1236 (0.4%)	1.00	2/1666 (0.1%)
4	b1	1.62	12/1236 (1.0%)	1.33	2/1666 (0.1%)
4	d1	1.40	6/1236 (0.5%)	1.15	3/1666 (0.2%)
4	f1	1.44	3/1236 (0.2%)	1.24	2/1666 (0.1%)
4	i1	0.96	1/1236 (0.1%)	0.93	2/1666 (0.1%)
4	k1	1.13	2/1236 (0.2%)	1.08	2/1666 (0.1%)
4	o1	1.00	2/1236 (0.2%)	0.94	1/1666 (0.1%)
4	q1	1.40	4/1236 (0.3%)	1.18	4/1666 (0.2%)
4	s1	2.04	34/1236 (2.8%)	1.54	16/1666 (1.0%)
4	u1	0.99	2/1236 (0.2%)	0.99	2/1666 (0.1%)
4	w1	1.48	7/1236 (0.6%)	1.21	6/1666 (0.4%)
4	y1	2.27	43/1236 (3.5%)	1.60	14/1666 (0.8%)
5	H1	1.12	0/1240	0.99	3/1680 (0.2%)
5	J1	1.02	0/1240	1.02	3/1680 (0.2%)
5	L1	1.26	5/1240 (0.4%)	1.17	5/1680 (0.3%)
5	M1	1.16	1/1240 (0.1%)	1.04	2/1680 (0.1%)
5	O1	1.48	8/1240 (0.6%)	1.26	7/1680 (0.4%)
5	S1	1.33	2/1240 (0.2%)	1.10	3/1680 (0.2%)

Mol	Chain	Bond lengths		Bond angles	
		RMSZ	$\#\|Z\|>5$	RMSZ	$\#\|Z\|>5$
5	U1	1.33	6/1240 (0.5%)	1.13	4/1680 (0.2%)
5	W1	1.55	8/1240 (0.6%)	1.21	3/1680 (0.2%)
5	Y1	1.04	1/1240 (0.1%)	1.02	5/1680 (0.3%)
5	a1	1.35	8/1240 (0.6%)	1.21	5/1680 (0.3%)
5	c1	1.16	1/1240 (0.1%)	1.01	1/1680 (0.1%)
5	e1	1.55	8/1233 (0.6%)	1.28	7/1672 (0.4%)
5	h1	1.19	1/1240 (0.1%)	1.05	2/1680 (0.1%)
5	j1	1.22	0/1240	1.15	6/1680 (0.4%)
5	l1	1.25	4/1240 (0.3%)	1.08	3/1680 (0.2%)
5	n1	1.54	10/1240 (0.8%)	1.24	3/1680 (0.2%)
5	p1	1.32	3/1240 (0.2%)	1.12	4/1680 (0.2%)
5	r1	1.45	6/1240 (0.5%)	1.20	5/1680 (0.3%)
5	t1	1.37	8/1240 (0.6%)	1.17	4/1680 (0.2%)
5	v1	1.36	4/1240 (0.3%)	1.17	6/1680 (0.4%)
5	x1	1.46	7/1240 (0.6%)	1.21	4/1680 (0.2%)
5	z1	1.38	9/1240 (0.7%)	1.20	4/1680 (0.2%)
6	Q1	1.00	1/1419 (0.1%)	1.14	7/1924 (0.4%)
6	g1	1.08	2/1419 (0.1%)	1.18	8/1924 (0.4%)
7	V1	0.99	0/1281	1.00	3/1731 (0.2%)
7	m1	0.99	0/1281	1.02	2/1731 (0.1%)
8	a2	1.07	12/6626 (0.2%)	1.17	31/8939 (0.3%)
8	b2	1.05	5/6626 (0.1%)	1.15	32/8939 (0.4%)
9	c2	1.12	2/730 (0.3%)	1.44	10/976 (1.0%)
9	d2	1.15	0/730	1.37	8/976 (0.8%)
10	A3	0.83	0/1266	0.96	0/1709
10	A4	0.89	1/1266 (0.1%)	1.01	2/1709 (0.1%)
10	A5	1.05	1/1266 (0.1%)	1.18	3/1709 (0.2%)
10	A6	1.24	3/1266 (0.2%)	1.21	5/1709 (0.3%)
10	A7	1.04	0/1266	1.12	1/1709 (0.1%)
10	A9	0.88	1/1266 (0.1%)	0.93	0/1709
10	B8	0.45	0/1266	0.76	1/1709 (0.1%)
10	C3	0.81	1/1266 (0.1%)	0.89	0/1709
10	C4	0.81	1/1266 (0.1%)	0.89	0/1709
10	C5	1.03	0/1266	1.17	5/1709 (0.3%)
10	C6	1.11	2/1266 (0.2%)	1.25	6/1709 (0.4%)
10	C7	1.32	2/1266 (0.2%)	1.40	9/1709 (0.5%)
10	C9	0.63	0/1266	0.83	1/1709 (0.1%)
10	D8	0.96	1/1266 (0.1%)	1.03	0/1709
10	E2	0.77	1/1266 (0.1%)	0.90	2/1709 (0.1%)
10	E3	0.78	0/1266	0.95	0/1709
10	E4	1.01	0/1266	1.14	2/1709 (0.1%)
10	E5	0.92	1/1266 (0.1%)	1.14	4/1709 (0.2%)
10	E6	1.01	0/1266	1.12	1/1709 (0.1%)

Mol	Chain	Bond lengths		Bond angles	
		RMSZ	$\#\|Z\|>5$	RMSZ	$\#\|Z\|>5$
10	E7	1.20	4/1266 (0.3%)	1.25	6/1709 (0.4%)
10	E9	1.00	0/1266	1.10	1/1709 (0.1%)
10	F8	0.48	0/1266	0.74	0/1709
10	G2	0.76	0/1266	0.87	0/1709
10	G3	0.76	0/1266	0.85	0/1709
10	G4	1.08	1/1266 (0.1%)	1.20	3/1709 (0.2%)
10	G5	0.96	0/1266	1.16	4/1709 (0.2%)
10	G6	1.33	1/1266 (0.1%)	1.27	7/1709 (0.4%)
10	G7	1.06	1/1259 (0.1%)	1.18	1/1701 (0.1%)
10	G9	0.46	0/1266	0.73	0/1709
10	H8	0.47	0/1266	0.74	0/1709
10	I2	0.92	0/1266	1.01	4/1709 (0.2%)
10	I3	0.81	0/1266	0.92	1/1709 (0.1%)
10	I4	0.91	1/1266 (0.1%)	1.12	4/1709 (0.2%)
10	I5	1.00	1/1266 (0.1%)	1.08	2/1709 (0.1%)
10	I6	1.04	1/1259 (0.1%)	1.16	0/1701
10	I7	1.09	0/1266	1.21	4/1709 (0.2%)
10	I9	1.02	0/1266	1.12	0/1709
10	J8	0.47	0/1266	0.75	1/1709 (0.1%)
10	K2	1.07	2/1266 (0.2%)	1.22	9/1709 (0.5%)
10	K3	0.72	0/1266	0.85	0/1709
10	K4	0.99	1/1266 (0.1%)	1.15	4/1709 (0.2%)
10	K5	0.49	0/1266	0.78	2/1709 (0.1%)
10	K6	0.96	1/1266 (0.1%)	1.10	1/1709 (0.1%)
10	K7	1.46	4/1266 (0.3%)	1.32	5/1709 (0.3%)
10	K9	0.49	0/1266	0.74	0/1709
10	L8	0.52	0/1266	0.79	1/1709 (0.1%)
10	M2	0.88	2/1266 (0.2%)	1.00	4/1709 (0.2%)
10	M3	0.75	0/1266	0.88	0/1709
10	M4	0.97	0/1266	1.05	2/1709 (0.1%)
10	M5	0.49	0/1266	0.78	2/1709 (0.1%)
10	M6	0.74	1/1266 (0.1%)	0.95	6/1709 (0.4%)
10	M7	1.14	1/1266 (0.1%)	1.21	0/1709
10	M9	0.48	0/1266	0.73	0/1709
10	N8	0.51	0/1266	0.77	1/1709 (0.1%)
10	O2	1.00	1/1266 (0.1%)	1.10	3/1709 (0.2%)
10	O3	0.54	0/1266	0.75	0/1709
10	O4	0.49	0/1266	0.78	2/1709 (0.1%)
10	O5	0.47	0/1266	0.77	2/1709 (0.1%)
10	O6	0.91	0/1266	1.09	2/1709 (0.1%)
10	O7	0.81	0/1266	0.94	1/1709 (0.1%)
10	O9	0.48	0/1266	0.75	1/1709 (0.1%)
10	P8	0.48	0/1266	0.75	0/1709

Mol	Chain	Bond lengths		Bond angles	
		RMSZ	$\#\|Z\| > 5$	RMSZ	$\#\|Z\| > 5$
10	Q2	0.84	1/1266 (0.1%)	0.90	1/1709 (0.1%)
10	Q3	0.50	0/1266	0.73	0/1709
10	Q4	0.49	0/1266	0.78	2/1709 (0.1%)
10	Q5	0.47	0/1266	0.77	2/1709 (0.1%)
10	Q6	1.04	1/1266 (0.1%)	1.11	1/1709 (0.1%)
10	Q7	0.97	0/1266	1.13	2/1709 (0.1%)
10	Q9	0.51	0/1266	0.79	1/1709 (0.1%)
10	S2	0.68	0/1266	0.84	1/1709 (0.1%)
10	S3	0.52	0/1266	0.73	0/1709
10	S4	0.47	0/1266	0.77	2/1709 (0.1%)
10	S5	0.48	0/1266	0.77	2/1709 (0.1%)
10	S6	1.10	2/1266 (0.2%)	1.12	0/1709
10	S7	1.02	1/1266 (0.1%)	1.12	1/1709 (0.1%)
10	S9	0.52	0/1266	0.78	1/1709 (0.1%)
10	U2	0.84	0/1266	0.86	0/1709
10	U3	0.59	0/1266	0.79	0/1709
10	U4	0.46	0/1266	0.77	2/1709 (0.1%)
10	U5	0.48	0/1266	0.77	2/1709 (0.1%)
10	U6	0.95	2/1266 (0.2%)	1.08	2/1709 (0.1%)
10	U7	1.11	2/1266 (0.2%)	1.18	1/1709 (0.1%)
10	U9	0.48	0/1266	0.74	0/1709
10	W2	1.05	1/1266 (0.1%)	1.04	1/1709 (0.1%)
10	W3	0.54	0/1266	0.76	0/1709
10	W4	0.48	0/1266	0.77	2/1709 (0.1%)
10	W6	1.05	1/1266 (0.1%)	1.14	2/1709 (0.1%)
10	W7	1.24	3/1266 (0.2%)	1.18	4/1709 (0.2%)
10	Y2	0.73	0/1266	0.88	1/1709 (0.1%)
10	Y3	0.57	0/1266	0.78	0/1709
10	Y4	0.48	0/1266	0.77	2/1709 (0.1%)
10	Y6	0.60	0/1266	0.85	1/1709 (0.1%)
10	Y7	1.08	2/1266 (0.2%)	1.15	1/1709 (0.1%)
10	aA	0.77	0/1266	0.94	3/1709 (0.2%)
10	aC	0.94	0/1266	1.11	5/1709 (0.3%)
10	aE	0.85	0/1266	0.98	3/1709 (0.2%)
10	aG	0.71	0/1266	0.92	5/1709 (0.3%)
10	aI	0.67	0/1266	0.83	3/1709 (0.2%)
10	aK	0.56	0/1266	0.79	1/1709 (0.1%)
10	aM	0.65	0/1266	0.87	4/1709 (0.2%)
10	aO	0.61	0/1266	0.85	4/1709 (0.2%)
10	aQ	0.55	0/1266	0.79	1/1709 (0.1%)
10	aS	0.55	0/1266	0.79	2/1709 (0.1%)
10	aU	0.55	0/1266	0.82	3/1709 (0.2%)
10	am	0.62	0/1266	0.88	2/1709 (0.1%)

Mol	Chain	Bond lengths		Bond angles	
		RMSZ	$\#\|Z\|>5$	RMSZ	$\#\|Z\|>5$
10	ao	0.77	0/1266	0.86	2/1709 (0.1%)
10	aq	0.72	0/1266	0.87	1/1709 (0.1%)
10	as	0.94	0/1266	1.00	2/1709 (0.1%)
10	au	1.10	0/1266	1.14	1/1709 (0.1%)
10	aw	0.64	0/1266	0.82	0/1709
10	ay	0.86	0/1266	0.91	0/1709
10	bA	0.78	0/1266	1.01	5/1709 (0.3%)
10	bC	0.98	0/1266	1.21	5/1709 (0.3%)
10	bE	0.91	0/1266	1.12	4/1709 (0.2%)
10	bG	0.73	0/1266	0.98	7/1709 (0.4%)
10	bI	0.68	0/1266	0.97	4/1709 (0.2%)
10	bK	0.60	0/1266	0.91	4/1709 (0.2%)
10	bM	0.69	1/1266 (0.1%)	1.06	6/1709 (0.4%)
10	bO	0.64	0/1266	0.85	4/1709 (0.2%)
10	bQ	0.57	0/1266	0.90	4/1709 (0.2%)
10	bS	0.60	1/1266 (0.1%)	0.97	4/1709 (0.2%)
10	bU	0.61	0/1266	0.94	4/1709 (0.2%)
10	bm	1.09	2/1266 (0.2%)	1.17	6/1709 (0.4%)
10	bt	1.08	1/1266 (0.1%)	1.09	7/1709 (0.4%)
10	bu	0.95	2/1266 (0.2%)	0.99	1/1709 (0.1%)
10	bv	1.14	1/1266 (0.1%)	1.12	5/1709 (0.3%)
10	bw	0.89	0/1266	1.01	0/1709
10	bx	0.95	1/1266 (0.1%)	1.02	3/1709 (0.2%)
10	by	0.87	0/1266	0.95	2/1709 (0.1%)
10	cA	0.69	1/1266 (0.1%)	0.84	2/1709 (0.1%)
10	cC	0.68	1/1266 (0.1%)	0.99	6/1709 (0.4%)
10	cD	0.60	0/1266	0.83	2/1709 (0.1%)
10	cG	0.60	0/1266	0.83	1/1709 (0.1%)
10	cI	0.64	1/1266 (0.1%)	0.83	2/1709 (0.1%)
10	cK	0.63	0/1266	0.79	0/1709
10	cS	0.59	0/1266	0.78	1/1709 (0.1%)
10	cT	0.60	0/1266	0.81	1/1709 (0.1%)
10	cU	0.55	0/1266	0.78	3/1709 (0.2%)
10	cV	0.46	0/1266	0.78	3/1709 (0.2%)
10	cW	0.67	1/1266 (0.1%)	0.86	1/1709 (0.1%)
10	cX	0.58	0/1266	0.84	1/1709 (0.1%)
10	cZ	0.58	0/1266	0.78	1/1709 (0.1%)
10	cm	1.15	2/1266 (0.2%)	1.30	13/1709 (0.8%)
10	ct	1.09	1/1266 (0.1%)	1.17	7/1709 (0.4%)
10	cu	0.94	2/1266 (0.2%)	1.00	2/1709 (0.1%)
10	cv	1.10	1/1266 (0.1%)	1.09	4/1709 (0.2%)
10	cw	0.88	0/1266	1.08	5/1709 (0.3%)
10	cx	0.99	1/1266 (0.1%)	1.03	1/1709 (0.1%)

Mol	Chain	Bond lengths		Bond angles	
		RMSZ	$\#\|Z\|>5$	RMSZ	$\#\|Z\|>5$
10	cy	0.98	0/1266	1.03	3/1709 (0.2%)
10	dA	1.50	8/1266 (0.6%)	1.36	16/1709 (0.9%)
10	dC	0.46	0/1266	0.72	0/1709
10	dE	0.58	0/1266	0.79	0/1709
10	dG	0.95	0/1266	1.12	1/1709 (0.1%)
10	dI	0.72	0/1266	0.84	0/1709
10	dJ	1.24	2/1266 (0.2%)	1.15	4/1709 (0.2%)
10	dM	0.75	0/1266	0.86	0/1709
10	dO	1.12	3/1266 (0.2%)	1.09	4/1709 (0.2%)
10	dQ	0.82	0/1266	0.98	1/1709 (0.1%)
10	dS	0.55	0/1266	0.78	1/1709 (0.1%)
10	dU	0.89	0/1266	1.02	2/1709 (0.1%)
10	dW	1.26	3/1266 (0.2%)	1.17	4/1709 (0.2%)
10	dZ	0.76	0/1266	0.89	0/1709
10	da	0.53	0/1266	0.75	1/1709 (0.1%)
10	db	0.48	0/1266	0.79	2/1709 (0.1%)
10	dc	0.56	0/1266	0.89	4/1709 (0.2%)
10	de	0.54	1/1266 (0.1%)	0.78	1/1709 (0.1%)
10	dg	0.53	0/1266	0.80	0/1709
10	dk	0.48	0/1266	0.70	0/1709
10	dm	0.50	0/1266	0.71	0/1709
10	do	0.50	0/1266	0.80	4/1709 (0.2%)
10	dq	0.49	0/1266	0.70	0/1709
10	ds	0.52	0/1266	0.79	1/1709 (0.1%)
10	du	0.58	1/1266 (0.1%)	0.84	4/1709 (0.2%)
10	e2	0.71	0/1266	0.85	0/1709
10	e3	0.75	0/1266	0.92	4/1709 (0.2%)
10	eA	0.67	0/1266	0.87	1/1709 (0.1%)
10	eC	0.84	0/1266	0.99	2/1709 (0.1%)
10	eE	0.84	0/1266	0.98	3/1709 (0.2%)
10	eG	0.79	0/1266	0.97	3/1709 (0.2%)
10	eI	0.66	0/1266	0.86	1/1709 (0.1%)
10	eK	0.66	0/1266	0.83	2/1709 (0.1%)
10	eM	0.99	1/1266 (0.1%)	1.03	2/1709 (0.1%)
10	eO	0.65	0/1266	0.86	1/1709 (0.1%)
10	eQ	0.82	1/1266 (0.1%)	0.98	5/1709 (0.3%)
10	eS	0.64	0/1266	0.90	4/1709 (0.2%)
10	eU	0.70	0/1266	0.93	2/1709 (0.1%)
10	eW	0.84	1/1266 (0.1%)	1.05	6/1709 (0.4%)
10	ea	0.74	0/1266	0.88	0/1709
10	ed	0.78	0/1266	0.94	0/1709
10	ef	1.01	0/1266	1.08	2/1709 (0.1%)
10	eh	0.95	0/1266	1.03	0/1709

Mol	Chain	Bond lengths		Bond angles	
		RMSZ	$\#\|Z\|>5$	RMSZ	$\#\|Z\|>5$
10	ej	0.87	0/1266	1.04	2/1709 (0.1%)
10	ek	0.76	0/1266	0.88	0/1709
10	em	0.82	0/1266	0.99	2/1709 (0.1%)
10	eo	0.95	0/1266	1.06	3/1709 (0.2%)
10	eq	0.89	0/1266	0.99	0/1709
10	es	0.88	0/1266	1.05	2/1709 (0.1%)
10	eu	0.76	1/1266 (0.1%)	0.89	0/1709
10	f6	0.97	1/1266 (0.1%)	1.11	3/1709 (0.2%)
10	f7	0.84	2/1266 (0.2%)	0.97	1/1709 (0.1%)
10	fb	0.42	0/1266	0.72	1/1709 (0.1%)
10	fe	0.44	0/1266	0.74	1/1709 (0.1%)
10	fg	0.27	0/1266	0.70	3/1709 (0.2%)
10	fh	0.51	0/1266	0.79	1/1709 (0.1%)
10	fk	0.47	0/1266	0.77	1/1709 (0.1%)
10	fl	0.30	0/1266	0.71	3/1709 (0.2%)
10	fn	0.62	0/1266	0.87	1/1709 (0.1%)
10	fp	0.52	0/1266	0.83	1/1709 (0.1%)
10	fr	0.52	0/1266	0.83	1/1709 (0.1%)
10	ft	0.26	0/1266	0.67	2/1709 (0.1%)
10	fv	0.58	0/1266	0.79	1/1709 (0.1%)
10	fx	0.38	0/1266	0.71	2/1709 (0.1%)
10	g2	0.76	0/1266	0.86	1/1709 (0.1%)
10	g3	0.66	0/1266	0.79	0/1709
10	g6	1.01	1/1266 (0.1%)	1.11	1/1709 (0.1%)
10	g7	0.95	2/1266 (0.2%)	1.12	3/1709 (0.2%)
10	gb	0.84	0/1266	0.95	1/1709 (0.1%)
10	gc	0.89	0/1266	0.94	1/1709 (0.1%)
10	gf	0.64	0/1266	0.89	5/1709 (0.3%)
10	gh	0.62	0/1266	0.91	4/1709 (0.2%)
10	gj	0.61	0/1266	0.85	2/1709 (0.1%)
10	gl	0.54	0/1266	0.79	0/1709
10	gm	1.35	8/1266 (0.6%)	1.18	5/1709 (0.3%)
10	go	0.57	0/1266	0.87	4/1709 (0.2%)
10	gq	0.81	0/1266	1.04	4/1709 (0.2%)
10	gs	0.90	0/1266	0.98	2/1709 (0.1%)
10	gu	0.59	0/1266	0.86	3/1709 (0.2%)
10	gw	0.55	0/1266	0.92	4/1709 (0.2%)
10	h6	0.80	0/1266	0.95	1/1709 (0.1%)
10	h7	1.01	0/1266	1.14	1/1709 (0.1%)
10	hA	0.43	0/1266	0.73	0/1709
10	hC	0.44	0/1266	0.73	0/1709
10	hE	0.36	0/1266	0.70	0/1709
10	hF	0.41	0/1266	0.72	0/1709

Mol	Chain	Bond lengths		Bond angles	
		RMSZ	$\#\|Z\|>5$	RMSZ	$\#\|Z\|>5$
10	hI	0.39	0/1266	0.72	0/1709
10	hK	0.38	0/1266	0.71	0/1709
10	hM	0.39	0/1266	0.71	0/1709
10	hO	0.35	0/1266	0.70	0/1709
10	hQ	0.38	0/1266	0.71	0/1709
10	hS	0.40	0/1266	0.72	0/1709
10	hU	0.38	0/1266	0.71	0/1709
10	hW	0.39	0/1266	0.71	0/1709
10	i2	0.82	0/1266	0.93	0/1709
10	i3	0.93	0/1266	1.04	5/1709 (0.3%)
10	i6	0.65	0/1266	0.93	3/1709 (0.2%)
10	i7	1.04	1/1266 (0.1%)	1.22	3/1709 (0.2%)
10	i8	0.54	0/1266	0.86	2/1709 (0.1%)
10	iA	1.10	5/1266 (0.4%)	1.07	4/1709 (0.2%)
10	iB	1.09	2/1266 (0.2%)	1.10	2/1709 (0.1%)
10	j6	1.02	1/1266 (0.1%)	1.21	4/1709 (0.2%)
10	j7	1.01	1/1266 (0.1%)	1.10	2/1709 (0.1%)
10	j8	0.44	0/1266	0.80	1/1709 (0.1%)
10	k2	0.71	0/1266	0.86	0/1709
10	k3	1.09	2/1266 (0.2%)	1.21	7/1709 (0.4%)
10	k6	1.10	2/1266 (0.2%)	1.22	4/1709 (0.2%)
10	k7	1.08	1/1266 (0.1%)	1.20	2/1709 (0.1%)
10	k8	0.74	0/1266	0.97	1/1709 (0.1%)
10	l8	0.55	0/1266	0.85	1/1709 (0.1%)
10	la	1.29	3/1266 (0.2%)	1.16	4/1709 (0.2%)
10	lc	0.60	0/1266	0.81	0/1709
10	le	0.83	0/1266	0.94	1/1709 (0.1%)
10	lg	0.69	2/1266 (0.2%)	0.84	0/1709
10	li	0.86	0/1266	1.06	0/1709
10	lk	0.68	0/1266	0.87	2/1709 (0.1%)
10	lm	0.67	0/1266	0.85	0/1709
10	lo	0.85	1/1266 (0.1%)	0.96	0/1709
10	lq	1.12	2/1266 (0.2%)	1.10	1/1709 (0.1%)
10	ls	0.70	0/1266	0.89	2/1709 (0.1%)
10	lu	0.66	2/1266 (0.2%)	0.82	0/1709
10	lw	0.78	0/1266	0.96	1/1709 (0.1%)
10	m2	0.72	0/1266	0.85	0/1709
10	m3	0.97	2/1266 (0.2%)	1.03	1/1709 (0.1%)
10	m4	1.02	1/1266 (0.1%)	1.15	6/1709 (0.4%)
10	m5	1.11	1/1266 (0.1%)	1.20	7/1709 (0.4%)
10	m6	0.87	0/1266	1.03	2/1709 (0.1%)
10	m7	1.07	2/1266 (0.2%)	1.19	3/1709 (0.2%)
10	m8	0.61	0/1266	0.89	2/1709 (0.1%)

Mol	Chain	Bond lengths		Bond angles	
		RMSZ	$\#\|Z\|>5$	RMSZ	$\#\|Z\|>5$
10	m9	0.63	0/1266	0.89	2/1709 (0.1%)
10	o2	0.55	0/1266	0.77	0/1709
10	o3	0.97	1/1266 (0.1%)	1.04	1/1709 (0.1%)
10	o4	0.79	0/1266	1.00	2/1709 (0.1%)
10	o5	0.82	0/1266	1.02	2/1709 (0.1%)
10	o6	1.08	1/1266 (0.1%)	1.22	1/1709 (0.1%)
10	o7	0.93	0/1266	1.07	1/1709 (0.1%)
10	o9	0.72	0/1266	0.90	3/1709 (0.2%)
10	q2	0.50	0/1266	0.73	0/1709
10	q3	0.86	1/1266 (0.1%)	0.92	1/1709 (0.1%)
10	q4	1.06	1/1266 (0.1%)	1.21	2/1709 (0.1%)
10	q5	1.07	1/1266 (0.1%)	1.24	3/1709 (0.2%)
10	q6	0.57	0/1266	0.86	1/1709 (0.1%)
10	q7	1.00	1/1266 (0.1%)	1.16	4/1709 (0.2%)
10	q8	0.73	0/1266	0.97	2/1709 (0.1%)
10	q9	0.73	0/1266	0.90	1/1709 (0.1%)
10	r8	0.70	0/1266	0.97	2/1709 (0.1%)
10	s2	0.50	0/1266	0.72	0/1709
10	s3	0.70	0/1266	0.86	1/1709 (0.1%)
10	s4	1.03	0/1266	1.22	5/1709 (0.3%)
10	s5	1.07	0/1266	1.25	5/1709 (0.3%)
10	s6	1.01	1/1266 (0.1%)	1.16	2/1709 (0.1%)
10	s7	0.99	1/1266 (0.1%)	1.14	5/1709 (0.3%)
10	s8	0.51	0/1266	0.84	1/1709 (0.1%)
10	s9	0.91	0/1266	0.98	2/1709 (0.1%)
10	t8	0.74	0/1266	1.03	2/1709 (0.1%)
10	u2	0.59	0/1266	0.78	0/1709
10	u3	0.91	0/1266	0.90	0/1709
10	u4	0.93	0/1266	1.11	4/1709 (0.2%)
10	u5	0.94	0/1266	1.14	5/1709 (0.3%)
10	u6	0.96	1/1266 (0.1%)	1.15	4/1709 (0.2%)
10	u7	0.60	0/1266	0.86	2/1709 (0.1%)
10	u8	0.63	1/1266 (0.1%)	0.85	0/1709
10	u9	1.09	0/1266	1.15	1/1709 (0.1%)
10	v8	0.86	0/1266	0.92	0/1709
10	w2	0.57	0/1266	0.78	0/1709
10	w3	1.07	1/1266 (0.1%)	1.06	1/1709 (0.1%)
10	w4	0.94	1/1266 (0.1%)	1.03	3/1709 (0.2%)
10	w5	0.92	1/1266 (0.1%)	1.01	3/1709 (0.2%)
10	w6	0.48	0/1266	0.81	0/1709
10	w7	0.54	0/1266	0.81	1/1709 (0.1%)
10	w9	0.63	0/1266	0.82	0/1709
10	x8	0.63	0/1266	0.84	1/1709 (0.1%)

Mol	Chain	Bond lengths		Bond angles	
		RMSZ	$\#\|Z\|>5$	RMSZ	$\#\|Z\|>5$
10	y2	0.55	0/1266	0.76	0/1709
10	y3	0.76	0/1266	0.92	3/1709 (0.2%)
10	y4	1.08	1/1266 (0.1%)	1.25	7/1709 (0.4%)
10	y5	1.11	1/1266 (0.1%)	1.25	6/1709 (0.4%)
10	y9	0.85	0/1266	0.91	0/1709
10	z8	0.86	0/1266	0.96	0/1709
11	A8	0.70	0/1298	0.84	1/1754 (0.1%)
11	B3	0.87	0/1298	0.89	0/1754
11	B4	0.88	1/1298 (0.1%)	0.92	1/1754 (0.1%)
11	B5	1.06	0/1298	1.17	2/1754 (0.1%)
11	B6	1.09	1/1298 (0.1%)	1.16	5/1754 (0.3%)
11	B7	1.24	2/1298 (0.2%)	1.17	11/1754 (0.6%)
11	B9	0.71	0/1298	0.80	0/1754
11	C8	0.87	0/1298	1.00	2/1754 (0.1%)
11	D3	0.85	0/1298	0.93	1/1754 (0.1%)
11	D4	0.84	0/1298	0.91	1/1754 (0.1%)
11	D5	1.07	0/1298	1.22	3/1754 (0.2%)
11	D6	0.93	1/1298 (0.1%)	1.08	1/1754 (0.1%)
11	D7	1.05	1/1298 (0.1%)	1.19	7/1754 (0.4%)
11	D9	1.09	1/1298 (0.1%)	1.14	2/1754 (0.1%)
11	E8	0.92	1/1298 (0.1%)	0.98	3/1754 (0.2%)
11	F2	0.72	0/1298	0.96	4/1754 (0.2%)
11	F3	0.78	0/1298	0.95	2/1754 (0.1%)
11	F4	1.06	0/1298	1.20	2/1754 (0.1%)
11	F5	0.90	0/1298	1.05	2/1754 (0.1%)
11	F6	1.29	3/1298 (0.2%)	1.26	14/1754 (0.8%)
11	F7	0.97	2/1298 (0.2%)	1.08	2/1754 (0.1%)
11	F9	0.70	0/1298	0.84	1/1754 (0.1%)
11	G8	0.52	0/1298	0.75	0/1754
11	H2	0.96	1/1298 (0.1%)	1.13	3/1754 (0.2%)
11	H3	0.77	0/1298	0.86	2/1754 (0.1%)
11	H4	1.10	1/1298 (0.1%)	1.20	1/1754 (0.1%)
11	H5	0.96	0/1298	1.12	3/1754 (0.2%)
11	H6	1.02	0/1298	1.14	5/1754 (0.3%)
11	H7	1.02	0/1298	1.19	2/1754 (0.1%)
11	H9	0.95	0/1298	1.06	1/1754 (0.1%)
11	I8	0.52	0/1298	0.73	0/1754
11	J2	0.73	0/1298	0.92	4/1754 (0.2%)
11	J3	0.69	0/1298	0.84	1/1754 (0.1%)
11	J4	0.90	0/1298	1.03	1/1754 (0.1%)
11	J5	1.06	3/1298 (0.2%)	1.17	3/1754 (0.2%)
11	J6	0.96	0/1298	1.15	2/1754 (0.1%)
11	J7	1.08	3/1298 (0.2%)	1.02	6/1754 (0.3%)

Mol	Chain	Bond lengths		Bond angles	
		RMSZ	$\#\|Z\|>5$	RMSZ	$\#\|Z\|>5$
11	J9	0.88	1/1298 (0.1%)	0.94	3/1754 (0.2%)
11	K8	0.49	0/1298	0.77	0/1754
11	L2	1.17	2/1298 (0.2%)	1.22	3/1754 (0.2%)
11	L3	0.72	1/1298 (0.1%)	0.86	1/1754 (0.1%)
11	L4	0.95	0/1298	1.19	5/1754 (0.3%)
11	L5	0.52	0/1298	0.73	1/1754 (0.1%)
11	L6	1.28	8/1298 (0.6%)	1.26	17/1754 (1.0%)
11	L7	1.04	1/1298 (0.1%)	1.20	3/1754 (0.2%)
11	L9	0.52	0/1298	0.76	0/1754
11	M8	0.52	0/1298	0.73	0/1754
11	N2	0.90	1/1298 (0.1%)	0.98	0/1754
11	N3	0.77	0/1298	0.90	0/1754
11	N4	1.05	2/1298 (0.2%)	1.14	2/1754 (0.1%)
11	N5	0.48	0/1298	0.71	1/1754 (0.1%)
11	N6	1.13	4/1298 (0.3%)	1.21	7/1754 (0.4%)
11	N7	1.31	4/1298 (0.3%)	1.30	5/1754 (0.3%)
11	N9	0.52	0/1298	0.73	0/1754
11	O8	0.49	0/1298	0.73	0/1754
11	P2	0.64	0/1298	0.78	1/1754 (0.1%)
11	P3	0.54	0/1298	0.72	0/1754
11	P4	0.52	0/1298	0.73	1/1754 (0.1%)
11	P5	0.49	0/1298	0.72	1/1754 (0.1%)
11	P6	1.10	4/1298 (0.3%)	1.18	1/1754 (0.1%)
11	P7	1.15	4/1298 (0.3%)	1.21	3/1754 (0.2%)
11	P9	0.50	0/1298	0.77	0/1754
11	Q8	0.49	0/1298	0.73	0/1754
11	R2	0.75	0/1298	0.86	1/1754 (0.1%)
11	R3	0.55	0/1298	0.72	0/1754
11	R4	0.46	0/1298	0.70	1/1754 (0.1%)
11	R5	0.48	0/1298	0.71	1/1754 (0.1%)
11	R6	1.26	4/1298 (0.3%)	1.28	4/1754 (0.2%)
11	R7	1.06	2/1298 (0.2%)	1.22	5/1754 (0.3%)
11	R9	0.52	0/1298	0.73	0/1754
11	T2	1.02	2/1298 (0.2%)	1.07	4/1754 (0.2%)
11	T3	0.56	0/1298	0.70	0/1754
11	T4	0.49	0/1298	0.72	1/1754 (0.1%)
11	T5	0.48	0/1298	0.72	1/1754 (0.1%)
11	T6	1.22	5/1298 (0.4%)	1.11	6/1754 (0.3%)
11	T7	1.01	1/1298 (0.1%)	1.14	3/1754 (0.2%)
11	T9	0.50	0/1298	0.72	0/1754
11	V2	1.19	3/1298 (0.2%)	1.20	5/1754 (0.3%)
11	V3	0.59	0/1298	0.74	0/1754
11	V4	0.48	0/1298	0.71	1/1754 (0.1%)

Mol	Chain	Bond lengths		Bond angles	
		RMSZ	$\#\|Z\|>5$	RMSZ	$\#\|Z\|>5$
11	V5	0.50	0/1298	0.70	1/1754 (0.1%)
11	V6	0.98	1/1298 (0.1%)	1.13	3/1754 (0.2%)
11	V7	1.22	2/1298 (0.2%)	1.24	5/1754 (0.3%)
11	V9	0.49	0/1298	0.73	0/1754
11	X2	0.93	0/1298	1.01	1/1754 (0.1%)
11	X3	0.57	0/1298	0.70	0/1754
11	X4	0.48	0/1298	0.72	1/1754 (0.1%)
11	X6	1.22	2/1298 (0.2%)	1.23	4/1754 (0.2%)
11	X7	1.22	2/1298 (0.2%)	1.11	4/1754 (0.2%)
11	Z2	0.80	0/1298	0.89	2/1754 (0.1%)
11	Z3	0.54	0/1298	0.72	1/1754 (0.1%)
11	Z4	0.51	0/1298	0.71	1/1754 (0.1%)
11	Z6	1.05	1/1298 (0.1%)	1.18	4/1754 (0.2%)
11	Z7	1.21	3/1298 (0.2%)	1.26	6/1754 (0.3%)
11	a6	1.12	3/1298 (0.2%)	1.22	4/1754 (0.2%)
11	a7	1.21	3/1298 (0.2%)	1.30	5/1754 (0.3%)
11	aB	1.01	1/1298 (0.1%)	1.12	4/1754 (0.2%)
11	aD	0.81	0/1298	0.93	1/1754 (0.1%)
11	aF	0.67	0/1298	0.86	5/1754 (0.3%)
11	aH	1.00	0/1298	1.08	4/1754 (0.2%)
11	aJ	0.85	0/1298	0.99	2/1754 (0.1%)
11	aL	0.58	0/1298	0.76	0/1754
11	aN	0.61	0/1298	0.80	1/1754 (0.1%)
11	aP	0.54	0/1298	0.78	0/1754
11	aR	0.59	0/1298	0.77	1/1754 (0.1%)
11	aT	0.62	0/1298	0.82	0/1754
11	aV	0.57	0/1298	0.78	0/1754
11	an	0.77	0/1298	0.90	5/1754 (0.3%)
11	ap	1.15	1/1298 (0.1%)	1.23	5/1754 (0.3%)
11	ar	1.01	0/1298	1.07	4/1754 (0.2%)
11	at	1.23	0/1298	1.28	5/1754 (0.3%)
11	av	1.12	4/1298 (0.3%)	1.23	11/1754 (0.6%)
11	ax	1.00	1/1298 (0.1%)	1.06	4/1754 (0.2%)
11	az	1.04	0/1298	1.25	9/1754 (0.5%)
11	b6	0.88	0/1298	1.00	3/1754 (0.2%)
11	b7	0.82	0/1298	0.93	5/1754 (0.3%)
11	bB	1.04	1/1298 (0.1%)	1.14	4/1754 (0.2%)
11	bD	0.80	0/1298	0.93	1/1754 (0.1%)
11	bF	0.70	0/1298	0.82	1/1754 (0.1%)
11	bH	0.92	0/1298	1.01	2/1754 (0.1%)
11	bJ	0.87	0/1298	0.98	2/1754 (0.1%)
11	bL	0.59	0/1298	0.76	0/1754
11	bN	0.61	0/1298	0.78	1/1754 (0.1%)

Mol	Chain	Bond lengths		Bond angles	
		RMSZ	$\#\|Z\|>5$	RMSZ	$\#\|Z\|>5$
11	bP	0.56	0/1298	0.80	0/1754
11	bR	0.62	0/1298	0.79	0/1754
11	bT	0.62	0/1298	0.81	0/1754
11	bV	0.60	0/1298	0.80	0/1754
11	bn	0.81	0/1298	0.93	1/1754 (0.1%)
11	bo	0.90	0/1298	1.05	4/1754 (0.2%)
11	bp	0.93	0/1298	1.00	1/1754 (0.1%)
11	bq	1.13	4/1298 (0.3%)	1.14	5/1754 (0.3%)
11	br	1.10	0/1298	1.22	6/1754 (0.3%)
11	bs	1.02	0/1298	1.07	4/1754 (0.2%)
11	bz	0.69	0/1298	0.84	0/1754
11	c6	1.22	2/1298 (0.2%)	1.28	9/1754 (0.5%)
11	c7	1.08	2/1298 (0.2%)	1.11	1/1754 (0.1%)
11	cB	0.54	0/1298	0.73	0/1754
11	cE	0.60	0/1298	0.80	0/1754
11	cF	0.57	0/1298	0.74	0/1754
11	cH	0.63	0/1298	0.77	0/1754
11	cJ	0.52	0/1298	0.76	0/1754
11	cL	0.66	0/1298	0.80	0/1754
11	cM	0.55	0/1298	0.75	0/1754
11	cN	0.60	0/1298	0.76	0/1754
11	cO	0.50	0/1298	0.70	0/1754
11	cP	0.57	0/1298	0.77	0/1754
11	cQ	0.55	0/1298	0.73	0/1754
11	cR	0.59	0/1298	0.76	0/1754
11	cY	0.52	0/1298	0.75	0/1754
11	cn	0.86	0/1298	0.98	2/1754 (0.1%)
11	co	1.03	1/1298 (0.1%)	1.09	3/1754 (0.2%)
11	cp	0.97	0/1298	1.02	2/1754 (0.1%)
11	cq	1.10	2/1298 (0.2%)	1.11	5/1754 (0.3%)
11	cr	1.02	0/1298	1.13	5/1754 (0.3%)
11	cs	1.10	0/1298	1.15	3/1754 (0.2%)
11	cz	0.71	0/1298	0.85	0/1754
11	d6	0.91	0/1298	1.04	5/1754 (0.3%)
11	d7	0.98	1/1298 (0.1%)	1.15	4/1754 (0.2%)
11	dB	0.83	1/1298 (0.1%)	0.98	3/1754 (0.2%)
11	dD	0.54	0/1298	0.71	0/1754
11	dF	0.46	0/1298	0.66	0/1754
11	dH	0.90	0/1298	0.90	0/1754
11	dK	0.95	0/1298	1.00	0/1754
11	dL	1.09	1/1298 (0.1%)	1.18	6/1754 (0.3%)
11	dN	1.10	1/1298 (0.1%)	1.13	1/1754 (0.1%)
11	dP	0.82	0/1298	1.00	4/1754 (0.2%)

Mol	Chain	Bond lengths		Bond angles	
		RMSZ	$\#\|Z\|>5$	RMSZ	$\#\|Z\|>5$
11	dR	0.55	0/1298	0.71	0/1754
11	dT	0.46	0/1298	0.66	0/1754
11	dV	0.89	0/1298	0.93	0/1754
11	dX	1.21	3/1298 (0.2%)	1.32	9/1754 (0.5%)
11	dY	0.83	0/1298	0.95	0/1754
11	dd	0.48	0/1298	0.72	0/1754
11	df	0.50	0/1298	0.72	0/1754
11	dh	0.49	0/1298	0.73	0/1754
11	di	0.48	0/1298	0.72	0/1754
11	dj	0.52	0/1298	0.73	0/1754
11	dl	0.48	0/1298	0.71	0/1754
11	dn	0.47	0/1298	0.71	0/1754
11	dp	0.48	0/1298	0.70	0/1754
11	dr	0.46	0/1298	0.81	3/1754 (0.2%)
11	dt	0.52	0/1298	0.72	0/1754
11	dv	0.53	0/1298	0.75	1/1754 (0.1%)
11	e6	1.04	2/1298 (0.2%)	1.18	3/1754 (0.2%)
11	e7	0.85	0/1298	0.95	3/1754 (0.2%)
11	eB	0.68	0/1298	0.79	0/1754
11	eD	0.77	0/1298	0.84	0/1754
11	eF	0.66	0/1298	0.77	0/1754
11	eH	0.80	0/1298	0.91	1/1754 (0.1%)
11	eJ	0.85	2/1298 (0.2%)	0.97	6/1754 (0.3%)
11	eL	0.68	0/1298	0.85	1/1754 (0.1%)
11	eN	0.68	0/1298	0.78	0/1754
11	eP	0.68	0/1298	0.80	0/1754
11	eR	0.74	0/1298	0.87	1/1754 (0.1%)
11	eT	0.88	2/1298 (0.2%)	0.94	3/1754 (0.2%)
11	eV	0.68	0/1298	0.86	0/1754
11	eX	0.84	0/1298	0.98	2/1754 (0.1%)
11	eb	0.94	0/1298	1.03	1/1754 (0.1%)
11	ec	0.89	0/1298	1.01	0/1754
11	ee	0.98	0/1298	1.00	2/1754 (0.1%)
11	eg	0.80	0/1298	0.84	0/1754
11	ei	0.87	0/1298	1.00	4/1754 (0.2%)
11	el	0.93	0/1298	1.06	1/1754 (0.1%)
11	en	0.92	0/1298	0.99	2/1754 (0.1%)
11	ep	0.79	0/1298	0.83	0/1754
11	er	0.95	0/1298	1.08	5/1754 (0.3%)
11	et	0.89	0/1298	1.07	1/1754 (0.1%)
11	ev	0.98	0/1298	1.12	0/1754
11	f2	0.80	1/1298 (0.1%)	0.99	3/1754 (0.2%)
11	f3	0.73	1/1298 (0.1%)	0.91	3/1754 (0.2%)

Mol	Chain	Bond lengths		Bond angles	
		RMSZ	#|Z| >5	RMSZ	#|Z| >5
11	f8	0.50	0/1298	0.71	0/1754
11	fa	0.37	0/1298	0.64	0/1754
11	fc	0.39	0/1298	0.68	0/1754
11	ff	0.55	0/1298	0.82	0/1754
11	fi	0.24	0/1298	0.60	0/1754
11	fj	0.25	0/1298	0.60	0/1754
11	fm	0.42	0/1298	0.72	0/1754
11	fo	0.52	0/1298	0.77	0/1754
11	fq	0.52	0/1298	0.77	0/1754
11	fs	0.45	0/1298	0.78	0/1754
11	fu	0.24	0/1298	0.60	0/1754
11	fw	0.26	0/1298	0.61	0/1754
11	fy	0.39	0/1298	0.68	0/1754
11	g8	0.57	0/1298	0.75	0/1754
11	ga	0.92	2/1298 (0.2%)	0.95	0/1754
11	gd	0.88	0/1298	0.91	1/1754 (0.1%)
11	ge	0.63	0/1298	0.85	2/1754 (0.1%)
11	gg	0.62	0/1298	0.77	3/1754 (0.2%)
11	gi	0.57	0/1298	0.77	1/1754 (0.1%)
11	gk	0.67	0/1298	0.81	0/1754
11	gn	0.62	0/1298	0.81	3/1754 (0.2%)
11	gp	0.57	0/1298	0.74	0/1754
11	gr	0.92	0/1298	0.92	0/1754
11	gt	0.62	0/1298	0.84	2/1754 (0.1%)
11	gv	0.74	0/1298	0.89	0/1754
11	gx	0.93	1/1298 (0.1%)	0.96	1/1754 (0.1%)
11	h2	0.79	0/1298	0.91	2/1754 (0.1%)
11	h3	0.97	1/1298 (0.1%)	1.15	3/1754 (0.2%)
11	h8	0.63	0/1298	0.84	0/1754
11	hB	0.28	0/1298	0.56	0/1754
11	hD	0.42	0/1298	0.69	0/1754
11	hG	0.35	0/1298	0.60	0/1754
11	hH	0.34	0/1298	0.59	0/1754
11	hJ	0.36	0/1298	0.61	0/1754
11	hL	0.38	0/1298	0.62	0/1754
11	hN	0.35	0/1298	0.60	0/1754
11	hP	0.36	0/1298	0.60	0/1754
11	hR	0.35	0/1298	0.59	0/1754
11	hT	0.40	0/1298	0.63	0/1754
11	hV	0.35	0/1298	0.59	0/1754
11	hX	0.28	0/1298	0.56	0/1754
11	iC	0.96	1/1298 (0.1%)	1.04	0/1754
11	iD	0.97	2/1298 (0.2%)	1.09	8/1754 (0.5%)

Mol	Chain	Bond lengths		Bond angles	
		RMSZ	$\#\|Z\|>5$	RMSZ	$\#\|Z\|>5$
11	iE	0.85	0/1063	1.07	7/1437 (0.5%)
11	iF	0.96	2/1063 (0.2%)	0.98	1/1437 (0.1%)
11	iG	0.71	0/1083	0.91	2/1464 (0.1%)
11	iH	0.70	0/1083	0.89	1/1464 (0.1%)
11	j2	0.68	0/1298	0.83	1/1754 (0.1%)
11	j3	0.68	0/1298	0.83	0/1754
11	jI	0.65	0/1049	0.85	0/1418
11	jJ	0.67	0/1049	0.86	0/1418
11	jK	0.64	0/1057	0.84	0/1429
11	jL	0.63	0/1057	0.84	0/1429
11	jM	0.34	0/1057	0.69	0/1429
11	jN	0.33	0/1057	0.67	0/1429
11	jO	1.02	0/1057	1.16	8/1429 (0.6%)
11	jP	0.92	0/1057	1.09	9/1429 (0.6%)
11	kQ	0.64	0/1049	0.86	1/1418 (0.1%)
11	kR	0.63	0/1049	0.85	0/1418
11	kS	0.79	2/1071 (0.2%)	0.93	0/1448
11	kT	1.08	1/1063 (0.1%)	1.27	4/1437 (0.3%)
11	kU	0.49	0/1049	0.75	1/1418 (0.1%)
11	kV	0.52	0/1049	0.76	0/1418
11	kW	0.54	0/1071	0.79	0/1448
11	kX	0.54	0/1071	0.79	0/1448
11	l2	0.68	0/1298	0.83	1/1754 (0.1%)
11	l3	1.07	0/1298	1.13	2/1754 (0.1%)
11	l6	0.93	0/1298	1.04	2/1754 (0.1%)
11	l7	1.16	3/1298 (0.2%)	1.21	0/1754
11	lb	0.71	0/1298	0.84	2/1754 (0.1%)
11	ld	0.68	0/1298	0.85	1/1754 (0.1%)
11	lf	0.80	0/1298	0.93	1/1754 (0.1%)
11	lh	0.94	0/1298	1.07	4/1754 (0.2%)
11	lj	0.89	1/1298 (0.1%)	1.05	2/1754 (0.1%)
11	ll	0.61	0/1298	0.78	0/1754
11	ln	0.70	0/1298	0.88	5/1754 (0.3%)
11	lp	0.89	0/1298	1.01	2/1754 (0.1%)
11	lr	0.70	0/1298	0.88	2/1754 (0.1%)
11	lt	0.61	0/1298	0.77	0/1754
11	lv	0.88	0/1298	1.01	5/1754 (0.3%)
11	lx	0.86	0/1298	1.03	2/1754 (0.1%)
11	n2	0.74	0/1298	0.85	0/1754
11	n3	0.91	1/1298 (0.1%)	0.98	0/1754
11	n4	0.93	0/1298	0.99	1/1754 (0.1%)
11	n5	0.83	0/1298	0.91	1/1754 (0.1%)
11	n6	1.08	1/1298 (0.1%)	1.17	4/1754 (0.2%)

Mol	Chain	Bond lengths		Bond angles	
		RMSZ	$\#\|Z\|>5$	RMSZ	$\#\|Z\|>5$
11	n7	1.03	1/1298 (0.1%)	1.11	2/1754 (0.1%)
11	n8	0.83	0/1298	1.00	0/1754
11	n9	0.76	0/1298	0.89	5/1754 (0.3%)
11	o8	0.72	0/1298	0.92	0/1754
11	p2	0.55	0/1298	0.72	0/1754
11	p3	0.63	0/1298	0.80	1/1754 (0.1%)
11	p4	0.79	0/1298	0.91	2/1754 (0.1%)
11	p5	0.81	0/1298	0.93	3/1754 (0.2%)
11	p6	1.03	1/1298 (0.1%)	1.13	3/1754 (0.2%)
11	p7	1.11	1/1298 (0.1%)	1.18	1/1754 (0.1%)
11	p8	0.68	0/1298	0.85	0/1754
11	p9	1.21	0/1298	1.24	5/1754 (0.3%)
11	r2	0.57	0/1298	0.74	0/1754
11	r3	0.74	0/1298	0.85	0/1754
11	r4	1.05	1/1298 (0.1%)	1.10	4/1754 (0.2%)
11	r5	1.01	0/1298	1.10	6/1754 (0.3%)
11	r6	1.12	1/1298 (0.1%)	1.23	3/1754 (0.2%)
11	r7	0.99	0/1298	1.17	4/1754 (0.2%)
11	r9	1.07	0/1298	1.09	5/1754 (0.3%)
11	t2	0.57	0/1298	0.71	0/1754
11	t3	0.88	1/1298 (0.1%)	0.97	2/1754 (0.1%)
11	t4	0.99	0/1298	1.11	4/1754 (0.2%)
11	t5	0.98	0/1298	1.09	3/1754 (0.2%)
11	t6	1.04	0/1298	1.22	4/1754 (0.2%)
11	t7	0.84	0/1298	0.94	1/1754 (0.1%)
11	t9	1.22	2/1298 (0.2%)	1.25	2/1754 (0.1%)
11	v2	0.59	0/1298	0.74	0/1754
11	v3	1.12	2/1298 (0.2%)	1.17	5/1754 (0.3%)
11	v4	1.02	0/1298	1.16	3/1754 (0.2%)
11	v5	1.04	0/1298	1.13	5/1754 (0.3%)
11	v6	0.79	1/1298 (0.1%)	0.85	0/1754
11	v7	1.19	0/1298	1.27	6/1754 (0.3%)
11	v9	1.15	4/1298 (0.3%)	1.26	11/1754 (0.6%)
11	w8	0.70	0/1298	0.80	2/1754 (0.1%)
11	x2	0.58	0/1298	0.72	0/1754
11	x3	0.84	0/1298	0.95	0/1754
11	x4	1.25	0/1298	1.23	7/1754 (0.4%)
11	x5	1.14	1/1298 (0.1%)	1.15	5/1754 (0.3%)
11	x6	0.53	0/1298	0.80	0/1754
11	x7	0.71	0/1298	0.95	0/1754
11	x9	1.04	2/1298 (0.2%)	1.08	2/1754 (0.1%)
11	y6	0.46	0/1298	0.73	0/1754
11	y7	0.85	0/1298	1.02	4/1754 (0.2%)

Mol	Chain	Bond lengths		Bond angles	
		RMSZ	$\#\|Z\|>5$	RMSZ	$\#\|Z\|>5$
11	y8	1.04	1/1298 (0.1%)	1.11	1/1754 (0.1%)
11	z2	0.55	0/1298	0.70	0/1754
11	z3	0.82	1/1298 (0.1%)	0.91	1/1754 (0.1%)
11	z4	0.92	0/1298	1.05	4/1754 (0.2%)
11	z5	0.88	0/1298	0.99	1/1754 (0.1%)
11	z6	0.67	1/1298 (0.1%)	0.91	1/1754 (0.1%)
11	z7	0.81	0/1298	1.02	2/1754 (0.1%)
11	z9	0.99	0/1298	1.16	5/1754 (0.3%)
12	34	1.19	4/2147 (0.2%)	1.41	19/2891 (0.7%)
12	A2	1.26	4/2147 (0.2%)	1.35	9/2891 (0.3%)
12	U8	1.25	5/2147 (0.2%)	1.36	13/2891 (0.4%)
12	Y5	1.25	4/2147 (0.2%)	1.38	18/2891 (0.6%)
12	Z9	1.24	4/2147 (0.2%)	1.33	10/2891 (0.3%)
12	a3	1.30	5/2147 (0.2%)	1.40	11/2891 (0.4%)
12	aY	1.03	1/2147 (0.0%)	1.19	7/2891 (0.2%)
12	b8	1.20	4/2147 (0.2%)	1.25	6/2891 (0.2%)
12	b9	1.26	8/2147 (0.4%)	1.30	8/2891 (0.3%)
12	bY	1.15	2/2147 (0.1%)	1.27	6/2891 (0.2%)
12	dw	0.64	0/2147	0.93	1/2891 (0.0%)
12	dx	0.62	0/2147	0.94	2/2891 (0.1%)
12	ey	0.91	1/2147 (0.0%)	1.16	7/2891 (0.2%)
12	ez	0.87	0/2134	1.15	9/2873 (0.3%)
13	B2	0.88	6/2998 (0.2%)	1.14	17/4060 (0.4%)
13	b3	0.89	6/2998 (0.2%)	1.20	22/4060 (0.5%)
14	44	0.65	1/1914 (0.1%)	1.00	1/2571 (0.0%)
14	C2	0.98	2/1914 (0.1%)	1.15	5/2571 (0.2%)
14	D2	0.58	0/1864	0.88	2/2503 (0.1%)
14	T8	0.61	0/1914	0.97	3/2571 (0.1%)
14	Y9	0.61	0/1914	0.98	3/2571 (0.1%)
14	Z5	0.64	0/1914	1.00	1/2571 (0.0%)
14	aZ	0.70	2/1914 (0.1%)	0.98	4/2571 (0.2%)
14	bZ	0.73	2/1914 (0.1%)	0.96	2/2571 (0.1%)
14	c3	0.94	1/1914 (0.1%)	1.11	5/2571 (0.2%)
14	c8	1.12	1/1914 (0.1%)	1.26	10/2571 (0.4%)
14	c9	1.19	3/1914 (0.2%)	1.30	16/2571 (0.6%)
14	d3	0.58	0/1864	0.88	2/2503 (0.1%)
14	d8	1.07	4/1864 (0.2%)	1.25	9/2503 (0.4%)
14	d9	1.02	2/1864 (0.1%)	1.24	12/2503 (0.5%)
14	e8	0.60	0/1864	0.92	6/2503 (0.2%)
14	e9	0.75	1/1864 (0.1%)	0.99	6/2503 (0.2%)
15	14	0.77	0/1924	1.13	8/2603 (0.3%)
15	R8	1.37	16/1915 (0.8%)	1.46	20/2591 (0.8%)
15	W5	0.81	0/1924	1.13	8/2603 (0.3%)

Mol	Chain	Bond lengths		Bond angles	
		RMSZ	$\#\|Z\|>5$	RMSZ	$\#\|Z\|>5$
15	W9	1.57	27/1915 (1.4%)	1.55	30/2591 (1.2%)
15	aW	0.91	0/1932	1.24	11/2614 (0.4%)
15	bW	0.94	0/1932	1.22	9/2614 (0.3%)
16	24	1.21	3/2633 (0.1%)	1.47	27/3548 (0.8%)
16	S8	1.23	3/2639 (0.1%)	1.42	13/3555 (0.4%)
16	X5	1.27	6/2639 (0.2%)	1.46	18/3555 (0.5%)
16	X9	1.27	7/2639 (0.3%)	1.46	17/3555 (0.5%)
16	aX	1.17	2/2639 (0.1%)	1.35	15/3555 (0.4%)
16	bX	1.17	2/2639 (0.1%)	1.37	19/3555 (0.5%)
17	V8	0.76	0/1248	0.82	0/1693
17	X8	0.98	0/1248	0.96	0/1693
17	Z8	0.73	0/1248	0.84	0/1693
17	a4	0.79	0/1248	0.90	0/1693
17	a5	0.96	0/1248	1.06	0/1693
17	aa	0.76	0/1248	0.82	0/1693
17	ac	0.94	0/1248	0.96	2/1693 (0.1%)
17	ae	0.75	0/1257	0.83	0/1705
17	ag	0.87	0/1248	0.90	1/1693 (0.1%)
17	ai	0.44	0/1248	0.66	0/1693
17	ak	1.17	1/1248 (0.1%)	1.18	3/1693 (0.2%)
17	b4	1.10	2/1248 (0.2%)	1.04	0/1693
17	b5	0.99	0/1248	1.03	1/1693 (0.1%)
17	ba	1.05	0/1248	1.06	6/1693 (0.4%)
17	bc	1.05	0/1248	1.01	3/1693 (0.2%)
17	be	0.95	0/1257	1.06	3/1705 (0.2%)
17	bg	1.20	3/1248 (0.2%)	1.27	4/1693 (0.2%)
17	bi	0.98	0/1248	1.05	5/1693 (0.3%)
17	bk	0.93	1/1248 (0.1%)	0.96	3/1693 (0.2%)
17	ca	1.07	0/1248	1.06	3/1693 (0.2%)
17	cc	1.14	2/1248 (0.2%)	1.07	3/1693 (0.2%)
17	ce	0.92	0/1257	0.99	2/1705 (0.1%)
17	cg	1.20	3/1248 (0.2%)	1.22	3/1693 (0.2%)
17	ci	1.10	0/1248	1.12	3/1693 (0.2%)
17	ck	0.97	1/1248 (0.1%)	0.96	2/1693 (0.1%)
17	d4	0.75	0/1248	0.96	2/1693 (0.1%)
17	d5	0.76	0/1248	0.94	0/1693
17	f4	1.11	0/1248	1.18	6/1693 (0.4%)
17	f5	1.06	0/1248	1.14	5/1693 (0.3%)
17	g9	0.81	0/1248	0.88	1/1693 (0.1%)
17	i4	0.86	0/1248	1.00	1/1693 (0.1%)
17	i5	0.83	0/1248	0.99	2/1693 (0.1%)
17	i9	0.44	0/1248	0.66	0/1693
17	k4	1.17	2/1248 (0.2%)	1.22	8/1693 (0.5%)

Mol	Chain	Bond lengths		Bond angles	
		RMSZ	$\#\|Z\|>5$	RMSZ	$\#\|Z\|>5$
17	k5	1.27	2/1248 (0.2%)	1.22	7/1693 (0.4%)
17	k9	1.18	1/1248 (0.1%)	1.19	3/1693 (0.2%)
18	W8	0.93	0/1293	0.95	1/1749 (0.1%)
18	Y8	0.68	0/1293	0.82	4/1749 (0.2%)
18	ab	0.94	0/1293	0.96	0/1749
18	ad	0.72	0/1293	0.85	3/1749 (0.2%)
18	af	1.02	1/1293 (0.1%)	1.03	2/1749 (0.1%)
18	ah	0.91	1/1293 (0.1%)	0.90	1/1749 (0.1%)
18	aj	0.72	0/1293	0.80	0/1749
18	al	0.78	1/1293 (0.1%)	0.95	8/1749 (0.5%)
18	bb	1.34	2/1293 (0.2%)	1.13	7/1749 (0.4%)
18	bd	1.13	1/1293 (0.1%)	1.16	4/1749 (0.2%)
18	bf	1.17	2/1293 (0.2%)	1.07	2/1749 (0.1%)
18	bh	0.97	0/1293	1.12	3/1749 (0.2%)
18	bj	1.16	1/1299 (0.1%)	1.20	7/1757 (0.4%)
18	bl	1.27	5/1293 (0.4%)	1.26	4/1749 (0.2%)
18	c4	0.90	0/1293	1.01	4/1749 (0.2%)
18	c5	0.95	1/1293 (0.1%)	1.03	2/1749 (0.1%)
18	cb	1.23	4/1293 (0.3%)	1.14	8/1749 (0.5%)
18	cd	1.05	1/1293 (0.1%)	1.07	3/1749 (0.2%)
18	cf	1.15	1/1293 (0.1%)	1.05	3/1749 (0.2%)
18	ch	1.02	0/1293	1.14	3/1749 (0.2%)
18	cj	1.16	1/1299 (0.1%)	1.17	6/1757 (0.3%)
18	cl	1.27	4/1293 (0.3%)	1.25	2/1749 (0.1%)
18	e4	0.99	0/1293	1.17	4/1749 (0.2%)
18	e5	0.99	0/1293	1.19	7/1749 (0.4%)
18	f9	0.97	0/1293	1.00	2/1749 (0.1%)
18	g4	1.20	3/1293 (0.2%)	1.20	5/1749 (0.3%)
18	g5	1.27	4/1293 (0.3%)	1.21	2/1749 (0.1%)
18	h4	0.91	0/1293	1.11	4/1749 (0.2%)
18	h5	0.89	0/1293	1.10	3/1749 (0.2%)
18	h9	0.88	0/1293	0.97	4/1749 (0.2%)
18	j4	0.99	0/1299	1.12	4/1757 (0.2%)
18	j5	1.22	3/1299 (0.2%)	1.29	7/1757 (0.4%)
18	j9	0.69	0/1293	0.84	1/1749 (0.1%)
18	l4	1.11	2/1293 (0.2%)	1.25	5/1749 (0.3%)
18	l5	1.17	4/1293 (0.3%)	1.26	3/1749 (0.2%)
18	l9	0.78	1/1293 (0.1%)	0.94	7/1749 (0.4%)
19	a8	0.63	1/2987 (0.0%)	0.87	4/4033 (0.1%)
19	a9	0.61	0/2987	0.86	6/4033 (0.1%)
20	dy	0.82	0/2426	1.14	14/3288 (0.4%)
20	dz	0.80	0/2426	1.15	19/3288 (0.6%)
21	ew	1.11	5/1864 (0.3%)	1.22	11/2523 (0.4%)

Mol	Chain	Bond lengths		Bond angles	
		RMSZ	$\#\|Z\|>5$	RMSZ	$\#\|Z\|>5$
21	ex	1.09	3/1864 (0.2%)	1.15	7/2523 (0.3%)
21	fd	0.55	0/1588	0.88	2/2153 (0.1%)
21	fz	0.50	0/1588	0.84	4/2153 (0.2%)
22	eY	0.81	1/2375 (0.0%)	1.04	5/3209 (0.2%)
22	eZ	0.78	0/2375	1.07	8/3209 (0.2%)
23	hY	0.46	0/1784	0.76	0/2406
23	hZ	0.48	0/1784	0.77	0/2406
23	ly	0.71	0/1969	0.94	5/2654 (0.2%)
23	lz	0.72	0/1969	0.95	4/2654 (0.2%)
24	gy	0.74	0/2052	1.05	2/2777 (0.1%)
24	gz	0.75	0/2052	1.03	3/2777 (0.1%)
25	ka	1.18	7/2086 (0.3%)	1.32	16/2845 (0.6%)
25	kb	1.19	6/2086 (0.3%)	1.33	18/2845 (0.6%)
All	All	0.88	828/1162581 (0.1%)	1.00	2431/1570501 (0.2%)

Chiral center outliers are detected by calculating the chiral volume of a chiral center and verifying if the center is modelled as a planar moiety or with the opposite hand.A planarity outlier is detected by checking planarity of atoms in a peptide group, atoms in a mainchain group or atoms of a sidechain that are expected to be planar.

Mol	Chain	#Chirality outliers	#Planarity outliers
5	M1	0	1
5	O1	0	1
5	U1	0	1
5	W1	0	1
5	c1	0	1
5	e1	0	1
5	h1	0	1
5	l1	0	1
5	n1	0	1
5	r1	0	1
6	Q1	0	1
6	g1	0	1
8	a2	0	3
8	b2	0	4
10	A5	0	1
10	A7	0	1
10	C3	0	1
10	C4	0	1
10	C5	0	2
10	C6	0	1
10	C7	0	1

Continued on next page...

Continued from previous page...

Mol	Chain	#Chirality outliers	#Planarity outliers
10	E3	0	1
10	E4	0	1
10	E5	0	1
10	E6	0	1
10	E7	0	1
10	G2	0	1
10	G3	0	1
10	G4	0	2
10	G5	0	1
10	G7	0	1
10	I3	0	1
10	I4	0	1
10	I5	0	1
10	I6	0	1
10	I7	0	1
10	K3	0	1
10	K4	0	1
10	K5	0	1
10	K6	0	1
10	K7	0	2
10	M3	0	1
10	M4	0	1
10	M5	0	1
10	M7	0	1
10	O3	0	1
10	O4	0	1
10	O5	0	1
10	O6	0	1
10	O7	0	1
10	Q2	0	1
10	Q3	0	1
10	Q4	0	1
10	Q5	0	1
10	Q6	0	1
10	Q7	0	1
10	S3	0	1
10	S4	0	1
10	S5	0	1
10	S6	0	1
10	S7	0	1
10	U2	0	1
10	U3	0	1

Continued on next page...

Continued from previous page...

Mol	Chain	#Chirality outliers	#Planarity outliers
10	U4	0	1
10	U5	0	1
10	U6	0	1
10	U7	0	1
10	W2	0	1
10	W3	0	1
10	W4	0	1
10	W7	0	1
10	Y3	0	1
10	Y4	0	1
10	Y6	0	1
10	Y7	0	1
10	aA	0	1
10	aC	0	1
10	aE	0	1
10	aG	0	1
10	aI	0	1
10	aK	0	1
10	aO	0	1
10	aQ	0	1
10	aS	0	1
10	aU	0	1
10	bA	0	1
10	bC	0	1
10	bE	0	1
10	bG	0	1
10	bI	0	1
10	bK	0	1
10	bM	0	1
10	bO	0	1
10	bQ	0	1
10	bS	0	1
10	bU	0	1
10	bt	0	1
10	cA	0	1
10	cC	0	1
10	cD	0	1
10	cG	0	1
10	cI	0	2
10	cK	0	2
10	cS	0	1
10	cT	0	2

Continued on next page...

Continued from previous page...

Mol	Chain	#Chirality outliers	#Planarity outliers
10	cV	0	1
10	cW	0	1
10	cX	0	1
10	cZ	0	1
10	cm	0	1
10	ct	0	1
10	dA	0	1
10	dC	0	1
10	dE	0	1
10	dG	0	1
10	dI	0	1
10	dJ	0	1
10	dM	0	1
10	dO	0	1
10	dQ	0	1
10	dS	0	1
10	dU	0	1
10	dW	0	1
10	dZ	0	1
10	da	0	1
10	db	0	1
10	dc	0	1
10	de	0	1
10	dk	0	1
10	dm	0	1
10	dq	0	1
10	e2	0	1
10	eA	0	1
10	eC	0	1
10	eE	0	1
10	eG	0	1
10	eI	0	1
10	eK	0	1
10	eM	0	1
10	eO	0	1
10	eQ	0	1
10	eS	0	1
10	ea	0	1
10	ed	0	2
10	ef	0	1
10	eh	0	1
10	ej	0	2

Continued on next page...

Continued from previous page...

Mol	Chain	#Chirality outliers	#Planarity outliers
10	ek	0	1
10	em	0	2
10	eo	0	1
10	eq	0	1
10	es	0	2
10	f6	0	1
10	f7	0	1
10	fb	0	3
10	fe	0	3
10	fg	0	5
10	fh	0	3
10	fk	0	3
10	fl	0	5
10	fn	0	2
10	fp	0	3
10	fr	0	3
10	ft	0	2
10	fv	0	2
10	fx	0	2
10	g2	0	1
10	g3	0	1
10	g6	0	1
10	g7	0	1
10	gb	0	1
10	gc	0	1
10	gh	0	1
10	gj	0	1
10	gl	0	1
10	gm	0	2
10	go	0	1
10	gq	0	1
10	gs	0	1
10	gu	0	1
10	gw	0	1
10	h7	0	1
10	hA	0	1
10	hC	0	1
10	hE	0	1
10	hF	0	1
10	hI	0	1
10	hK	0	1
10	hM	0	1

Continued on next page...

Continued from previous page...

Mol	Chain	#Chirality outliers	#Planarity outliers
10	hO	0	1
10	hQ	0	1
10	hS	0	1
10	hU	0	1
10	hW	0	1
10	i2	0	1
10	i6	0	1
10	i7	0	1
10	i8	0	1
10	j6	0	1
10	j7	0	1
10	j8	0	1
10	k2	0	1
10	k6	0	1
10	k7	0	1
10	k8	0	1
10	l8	0	1
10	la	0	2
10	lc	0	3
10	le	0	2
10	lg	0	2
10	li	0	1
10	lk	0	2
10	lm	0	2
10	lo	0	2
10	lq	0	2
10	ls	0	2
10	lu	0	2
10	m2	0	1
10	m3	0	1
10	m4	0	1
10	m5	0	1
10	m6	0	1
10	m7	0	1
10	m8	0	1
10	o4	0	1
10	o5	0	1
10	o6	0	1
10	o7	0	1
10	q2	0	1
10	q3	0	1
10	q4	0	1

Continued on next page...

Continued from previous page...

Mol	Chain	#Chirality outliers	#Planarity outliers
10	q5	0	1
10	q6	0	1
10	q7	0	1
10	q8	0	1
10	r8	0	1
10	s2	0	1
10	s3	0	1
10	s4	0	1
10	s5	0	2
10	s6	0	1
10	s7	0	1
10	s8	0	1
10	t8	0	1
10	u2	0	1
10	u3	0	1
10	u4	0	1
10	u5	0	1
10	u6	0	1
10	u7	0	1
10	u8	0	1
10	w2	0	1
10	w3	0	1
10	w4	0	1
10	w5	0	1
10	w6	0	1
10	w7	0	1
10	y2	0	1
10	y5	0	2
11	A8	0	3
11	B3	0	1
11	B9	0	3
11	D3	0	1
11	D4	0	1
11	D9	0	2
11	E8	0	1
11	F2	0	1
11	F9	0	3
11	G8	0	3
11	H9	0	1
11	I8	0	3
11	J9	0	1
11	K8	0	2

Continued on next page...

Continued from previous page...

Mol	Chain	#Chirality outliers	#Planarity outliers
11	L2	0	1
11	L3	0	1
11	L9	0	3
11	M8	0	3
11	N2	0	1
11	N9	0	3
11	O8	0	2
11	P2	0	1
11	P3	0	1
11	P9	0	1
11	Q8	0	1
11	R3	0	1
11	R9	0	3
11	T3	0	1
11	T9	0	2
11	V3	0	1
11	V9	0	2
11	X2	0	1
11	X3	0	1
11	Z2	0	1
11	an	0	3
11	ar	0	2
11	ax	0	1
11	az	0	1
11	b7	0	1
11	bL	0	1
11	bN	0	1
11	bP	0	1
11	bR	0	1
11	bT	0	1
11	cB	0	1
11	cE	0	1
11	cF	0	1
11	cH	0	1
11	cJ	0	1
11	cL	0	1
11	cM	0	1
11	cN	0	1
11	cO	0	1
11	cP	0	1
11	cQ	0	1
11	cR	0	1

Continued on next page...

Continued from previous page...

Mol	Chain	#Chirality outliers	#Planarity outliers
11	cY	0	1
11	cp	0	1
11	cq	0	1
11	cz	0	1
11	dD	0	1
11	dF	0	1
11	dH	0	1
11	dK	0	1
11	dL	0	1
11	dR	0	1
11	dT	0	1
11	dY	0	1
11	dd	0	1
11	df	0	1
11	dh	0	1
11	di	0	1
11	dj	0	1
11	dl	0	1
11	dn	0	1
11	dp	0	1
11	dt	0	1
11	dv	0	1
11	eb	0	1
11	ec	0	1
11	ee	0	1
11	eg	0	1
11	ei	0	1
11	ep	0	1
11	fa	0	1
11	fc	0	1
11	ff	0	1
11	fi	0	1
11	fj	0	1
11	fm	0	1
11	fo	0	1
11	fq	0	1
11	fs	0	1
11	fu	0	1
11	fw	0	1
11	fy	0	1
11	gr	0	1
11	h2	0	1

Continued on next page...

Continued from previous page...

Mol	Chain	#Chirality outliers	#Planarity outliers
11	iC	0	1
11	iD	0	1
11	j2	0	1
11	kS	0	1
11	kT	0	1
11	n2	0	1
11	n3	0	1
11	n9	0	3
11	p2	0	1
11	r2	0	1
11	r9	0	1
11	t2	0	1
11	v2	0	1
11	w8	0	3
11	x2	0	1
11	x9	0	1
11	z2	0	1
11	z3	0	1
11	z9	0	1
12	ey	0	1
12	ez	0	1
14	44	0	1
14	T8	0	2
14	Y9	0	2
14	Z5	0	1
14	aZ	0	1
14	bZ	0	2
14	c9	0	1
14	d3	0	1
15	W9	0	1
16	S8	0	1
16	X5	0	2
16	X9	0	2
16	aX	0	1
16	bX	0	3
17	k4	0	1
17	k5	0	1
18	c5	0	1
19	a8	0	1
20	dy	0	1
20	dz	0	1
21	fd	0	1

Continued on next page...

Continued from previous page...

Mol	Chain	#Chirality outliers	#Planarity outliers
24	gy	0	1
24	gz	0	2
25	kb	0	1
All	All	0	493

The worst 5 of 828 bond length outliers are listed below:

Mol	Chain	Res	Type	Atoms	Z	Observed(Å)	Ideal(Å)
4	y1	103	PRO	N-CD	-29.05	1.07	1.47
4	N1	103	PRO	N-CD	-26.75	1.10	1.47
4	N1	20	PRO	N-CD	-23.24	1.15	1.47
18	bb	149	PRO	N-CD	-20.47	1.19	1.47
8	b2	394	PRO	N-CD	-20.27	1.19	1.47

The worst 5 of 2431 bond angle outliers are listed below:

Mol	Chain	Res	Type	Atoms	Z	Observed(^{o})	Ideal(^{o})
10	bM	140	VAL	C-N-CD	-22.12	34.32	125.00
10	bU	140	VAL	C-N-CD	-18.05	50.98	125.00
10	dc	140	VAL	C-N-CD	-15.95	59.60	125.00
2	C1	90	GLY	N-CA-C	15.17	129.37	111.93
10	bS	140	VAL	CA-C-N	14.99	138.58	119.84

There are no chirality outliers.

5 of 493 planarity outliers are listed below:

Mol	Chain	Res	Type	Group
5	M1	73	TYR	Peptide
5	O1	73	TYR	Peptide
6	Q1	150	ASN	Peptide
5	U1	73	TYR	Peptide
5	W1	73	TYR	Peptide

5.2 Too-close contacts (i)

In the following table, the Non-H and H(model) columns list the number of non-hydrogen atoms and hydrogen atoms in the chain respectively. The H(added) column lists the number of hydrogen atoms added and optimized by MolProbity. The Clashes column lists the number of clashes within the asymmetric unit, whereas Symm-Clashes lists symmetry-related clashes.

Mol	Chain	Non-H	H(model)	H(added)	Clashes	Symm-Clashes
1	A1	1647	0	1657	207	0
1	B1	1652	0	1663	157	0
2	C1	1171	0	1128	162	0
2	D1	1162	0	1120	189	0
3	E1	2014	0	1921	323	0
3	F1	2014	0	1921	314	0
4	G1	1221	0	1224	50	0
4	I1	1221	0	1223	41	0
4	K1	1221	0	1224	36	0
4	N1	1221	0	1224	62	0
4	P1	1221	0	1224	59	0
4	R1	1221	0	1224	68	0
4	T1	1221	0	1223	52	0
4	X1	1221	0	1224	47	0
4	Z1	1221	0	1224	35	0
4	b1	1221	0	1224	36	0
4	d1	1221	0	1224	66	0
4	f1	1221	0	1224	82	0
4	i1	1221	0	1224	97	0
4	k1	1221	0	1224	51	0
4	o1	1221	0	1224	110	0
4	q1	1221	0	1223	72	0
4	s1	1221	0	1224	46	0
4	u1	1221	0	1223	100	0
4	w1	1221	0	1224	104	0
4	y1	1221	0	1221	35	0
5	H1	1224	0	1223	58	0
5	J1	1224	0	1221	105	0
5	L1	1224	0	1221	71	0
5	M1	1224	0	1223	75	0
5	O1	1224	0	1223	43	0
5	S1	1224	0	1218	73	0
5	U1	1224	0	1222	52	0
5	W1	1224	0	1222	55	0
5	Y1	1224	0	1223	58	0
5	a1	1224	0	1222	45	0
5	c1	1224	0	1223	29	0
5	e1	1217	0	1218	37	0
5	h1	1224	0	1223	66	0
5	j1	1224	0	1223	123	0
5	l1	1224	0	1222	50	0
5	n1	1224	0	1220	53	0
5	p1	1224	0	1223	79	0

Continued on next page...

Continued from previous page...

Mol	Chain	Non-H	H(model)	H(added)	Clashes	Symm-Clashes
5	r1	1224	0	1221	56	0
5	t1	1224	0	1223	107	0
5	v1	1224	0	1223	55	0
5	x1	1224	0	1223	47	0
5	z1	1224	0	1223	85	0
6	Q1	1398	0	1417	90	0
6	g1	1398	0	1419	72	0
7	V1	1261	0	1271	93	0
7	m1	1261	0	1273	89	0
8	a2	6494	0	6517	581	0
8	b2	6494	0	6523	525	0
9	c2	717	0	715	127	0
9	d2	717	0	712	104	0
10	A3	1246	0	1216	48	0
10	A4	1246	0	1216	56	0
10	A5	1246	0	1215	74	0
10	A6	1246	0	1215	131	0
10	A7	1246	0	1216	98	0
10	A9	1246	0	1216	67	0
10	B8	1246	0	1216	79	0
10	C3	1246	0	1216	98	0
10	C4	1246	0	1216	91	0
10	C5	1246	0	1216	100	0
10	C6	1246	0	1215	125	0
10	C7	1246	0	1215	115	0
10	C9	1246	0	1216	45	0
10	D8	1246	0	1216	75	0
10	E2	1246	0	1215	122	0
10	E3	1246	0	1216	64	0
10	E4	1246	0	1216	86	0
10	E5	1246	0	1216	84	0
10	E6	1246	0	1216	111	0
10	E7	1246	0	1215	101	0
10	E9	1246	0	1216	62	0
10	F8	1246	0	1216	67	0
10	G2	1246	0	1216	67	0
10	G3	1246	0	1215	65	0
10	G4	1246	0	1216	107	0
10	G5	1246	0	1216	101	0
10	G6	1246	0	1216	201	0
10	G7	1239	0	1210	80	0
10	G9	1246	0	1216	67	0

Continued on next page...

Continued from previous page...

Mol	Chain	Non-H	H(model)	H(added)	Clashes	Symm-Clashes
10	H8	1246	0	1216	74	0
10	I2	1246	0	1215	112	0
10	I3	1246	0	1216	64	0
10	I4	1246	0	1216	78	0
10	I5	1246	0	1216	106	0
10	I6	1239	0	1211	117	0
10	I7	1246	0	1216	85	0
10	I9	1246	0	1216	66	0
10	J8	1246	0	1216	64	0
10	K2	1246	0	1214	113	0
10	K3	1246	0	1215	67	0
10	K4	1246	0	1216	77	0
10	K5	1246	0	1216	64	0
10	K6	1246	0	1216	79	0
10	K7	1246	0	1215	140	0
10	K9	1246	0	1216	73	0
10	L8	1246	0	1216	65	0
10	M2	1246	0	1213	101	0
10	M3	1246	0	1216	47	0
10	M4	1246	0	1216	89	0
10	M5	1246	0	1216	60	0
10	M6	1246	0	1214	142	0
10	M7	1246	0	1214	86	0
10	M9	1246	0	1216	64	0
10	N8	1246	0	1216	63	0
10	O2	1246	0	1216	108	0
10	O3	1246	0	1216	74	0
10	O4	1246	0	1216	66	0
10	O5	1246	0	1216	93	0
10	O6	1246	0	1215	89	0
10	O7	1246	0	1215	83	0
10	O9	1246	0	1216	66	0
10	P8	1246	0	1216	73	0
10	Q2	1246	0	1216	88	0
10	Q3	1246	0	1216	32	0
10	Q4	1246	0	1216	62	0
10	Q5	1246	0	1216	114	0
10	Q6	1246	0	1215	112	0
10	Q7	1246	0	1216	55	0
10	Q9	1246	0	1216	71	0
10	S2	1246	0	1216	83	0
10	S3	1246	0	1216	52	0

Continued on next page...

Continued from previous page...

Mol	Chain	Non-H	H(model)	H(added)	Clashes	Symm-Clashes
10	S4	1246	0	1216	112	0
10	S5	1246	0	1216	108	0
10	S6	1246	0	1215	97	0
10	S7	1246	0	1215	100	0
10	S9	1246	0	1216	59	0
10	U2	1246	0	1216	61	0
10	U3	1246	0	1216	60	0
10	U4	1246	0	1216	124	0
10	U5	1246	0	1216	59	0
10	U6	1246	0	1215	105	0
10	U7	1246	0	1216	98	0
10	U9	1246	0	1216	69	0
10	W2	1246	0	1216	92	0
10	W3	1246	0	1216	61	0
10	W4	1246	0	1216	111	0
10	W6	1246	0	1215	98	0
10	W7	1246	0	1215	111	0
10	Y2	1246	0	1216	88	0
10	Y3	1246	0	1216	85	0
10	Y4	1246	0	1216	65	0
10	Y6	1246	0	1215	104	0
10	Y7	1246	0	1213	94	0
10	aA	1246	0	1216	81	0
10	aC	1246	0	1216	88	0
10	aE	1246	0	1216	107	0
10	aG	1246	0	1216	121	0
10	aI	1246	0	1213	92	0
10	aK	1246	0	1216	85	0
10	aM	1246	0	1215	103	0
10	aO	1246	0	1215	63	0
10	aQ	1246	0	1216	84	0
10	aS	1246	0	1215	112	0
10	aU	1246	0	1215	107	0
10	am	1246	0	1215	99	0
10	ao	1246	0	1216	103	0
10	aq	1246	0	1216	42	0
10	as	1246	0	1216	53	0
10	au	1246	0	1216	83	0
10	aw	1246	0	1216	54	0
10	ay	1246	0	1216	71	0
10	bA	1246	0	1215	71	0
10	bC	1246	0	1216	86	0

Continued on next page...

Continued from previous page...

Mol	Chain	Non-H	H(model)	H(added)	Clashes	Symm-Clashes
10	bE	1246	0	1215	72	0
10	bG	1246	0	1216	78	0
10	bI	1246	0	1213	76	0
10	bK	1246	0	1216	88	0
10	bM	1246	0	1215	93	0
10	bO	1246	0	1215	82	0
10	bQ	1246	0	1216	84	0
10	bS	1246	0	1215	107	0
10	bU	1246	0	1216	127	0
10	bm	1246	0	1215	157	0
10	bt	1246	0	1213	142	0
10	bu	1246	0	1215	87	0
10	bv	1246	0	1213	117	0
10	bw	1246	0	1215	90	0
10	bx	1246	0	1215	100	0
10	by	1246	0	1215	108	0
10	cA	1246	0	1214	96	0
10	cC	1246	0	1214	127	0
10	cD	1246	0	1216	118	0
10	cG	1246	0	1216	76	0
10	cI	1246	0	1215	87	0
10	cK	1246	0	1216	74	0
10	cS	1246	0	1216	98	0
10	cT	1246	0	1216	80	0
10	cU	1246	0	1215	122	0
10	cV	1246	0	1215	111	0
10	cW	1246	0	1215	101	0
10	cX	1246	0	1216	99	0
10	cZ	1246	0	1215	154	0
10	cm	1246	0	1215	142	0
10	ct	1246	0	1215	142	0
10	cu	1246	0	1215	72	0
10	cv	1246	0	1213	120	0
10	cw	1246	0	1215	86	0
10	cx	1246	0	1215	77	0
10	cy	1246	0	1215	109	0
10	dA	1246	0	1216	155	0
10	dC	1246	0	1216	47	0
10	dE	1246	0	1214	49	0
10	dG	1246	0	1216	68	0
10	dI	1246	0	1216	55	0
10	dJ	1246	0	1216	82	0

Continued on next page...

Continued from previous page...

Mol	Chain	Non-H	H(model)	H(added)	Clashes	Symm-Clashes
10	dM	1246	0	1216	66	0
10	dO	1246	0	1215	159	0
10	dQ	1246	0	1216	54	0
10	dS	1246	0	1216	56	0
10	dU	1246	0	1216	58	0
10	dW	1246	0	1216	70	0
10	dZ	1246	0	1216	59	0
10	da	1246	0	1216	141	0
10	db	1246	0	1216	97	0
10	dc	1246	0	1215	119	0
10	de	1246	0	1216	115	0
10	dg	1246	0	1215	156	0
10	dk	1246	0	1215	116	0
10	dm	1246	0	1213	124	0
10	do	1246	0	1215	124	0
10	dq	1246	0	1216	133	0
10	ds	1246	0	1215	144	0
10	du	1246	0	1216	196	0
10	e2	1246	0	1216	70	0
10	e3	1246	0	1215	97	0
10	eA	1246	0	1216	86	0
10	eC	1246	0	1214	111	0
10	eE	1246	0	1214	108	0
10	eG	1246	0	1214	95	0
10	eI	1246	0	1214	110	0
10	eK	1246	0	1216	131	0
10	eM	1246	0	1216	112	0
10	eO	1246	0	1216	82	0
10	eQ	1246	0	1216	101	0
10	eS	1246	0	1215	105	0
10	eU	1246	0	1214	120	0
10	eW	1246	0	1215	97	0
10	ea	1246	0	1214	84	0
10	ed	1246	0	1216	58	0
10	ef	1246	0	1216	56	0
10	eh	1246	0	1216	65	0
10	ej	1246	0	1216	65	0
10	ek	1246	0	1216	64	0
10	em	1246	0	1216	71	0
10	eo	1246	0	1216	74	0
10	eq	1246	0	1216	78	0
10	es	1246	0	1216	84	0

Continued on next page...

Continued from previous page...

Mol	Chain	Non-H	H(model)	H(added)	Clashes	Symm-Clashes
10	eu	1246	0	1214	89	0
10	f6	1246	0	1215	91	0
10	f7	1246	0	1214	112	0
10	fb	1246	0	1216	219	0
10	fe	1246	0	1216	80	0
10	fg	1246	0	1215	247	0
10	fh	1246	0	1216	93	0
10	fk	1246	0	1216	204	0
10	fl	1246	0	1211	262	0
10	fn	1246	0	1216	117	0
10	fp	1246	0	1216	136	0
10	fr	1246	0	1216	166	0
10	ft	1246	0	1216	262	0
10	fv	1246	0	1213	260	0
10	fx	1246	0	1212	222	0
10	g2	1246	0	1216	69	0
10	g3	1246	0	1216	55	0
10	g6	1246	0	1214	80	0
10	g7	1246	0	1214	72	0
10	gb	1246	0	1215	79	0
10	gc	1246	0	1214	124	0
10	gf	1246	0	1215	88	0
10	gh	1246	0	1215	87	0
10	gj	1246	0	1213	102	0
10	gl	1246	0	1215	95	0
10	gm	1246	0	1216	104	0
10	go	1246	0	1215	82	0
10	gq	1246	0	1212	99	0
10	gs	1246	0	1214	120	0
10	gu	1246	0	1215	104	0
10	gw	1246	0	1216	84	0
10	h6	1246	0	1215	81	0
10	h7	1246	0	1215	123	0
10	hA	1246	0	1214	187	0
10	hC	1246	0	1216	102	0
10	hE	1246	0	1216	87	0
10	hF	1246	0	1216	134	0
10	hI	1246	0	1216	109	0
10	hK	1246	0	1216	141	0
10	hM	1246	0	1216	135	0
10	hO	1246	0	1216	86	0
10	hQ	1246	0	1216	116	0

Continued on next page...

Continued from previous page...

Mol	Chain	Non-H	H(model)	H(added)	Clashes	Symm-Clashes
10	hS	1246	0	1216	114	0
10	hU	1246	0	1216	152	0
10	hW	1246	0	1215	189	0
10	i2	1246	0	1216	65	0
10	i3	1246	0	1215	154	0
10	i6	1246	0	1212	110	0
10	i7	1246	0	1216	100	0
10	i8	1246	0	1215	129	0
10	iA	1246	0	1216	117	0
10	iB	1246	0	1216	128	0
10	j6	1246	0	1215	146	0
10	j7	1246	0	1215	76	0
10	j8	1246	0	1216	186	0
10	k2	1246	0	1216	79	0
10	k3	1246	0	1214	78	0
10	k6	1246	0	1215	102	0
10	k7	1246	0	1215	78	0
10	k8	1246	0	1216	95	0
10	l8	1246	0	1216	152	0
10	la	1246	0	1216	68	0
10	lc	1246	0	1214	59	0
10	le	1246	0	1216	69	0
10	lg	1246	0	1216	79	0
10	li	1246	0	1216	79	0
10	lk	1246	0	1216	57	0
10	lm	1246	0	1216	53	0
10	lo	1246	0	1214	48	0
10	lq	1246	0	1216	65	0
10	ls	1246	0	1216	85	0
10	lu	1246	0	1216	78	0
10	lw	1246	0	1216	104	0
10	m2	1246	0	1216	43	0
10	m3	1246	0	1216	81	0
10	m4	1246	0	1216	102	0
10	m5	1246	0	1215	92	0
10	m6	1246	0	1215	108	0
10	m7	1246	0	1215	109	0
10	m8	1246	0	1214	150	0
10	m9	1246	0	1216	92	0
10	o2	1246	0	1216	74	0
10	o3	1246	0	1215	107	0
10	o4	1246	0	1216	70	0

Continued on next page...

Continued from previous page...

Mol	Chain	Non-H	H(model)	H(added)	Clashes	Symm-Clashes
10	o5	1246	0	1216	62	0
10	o6	1246	0	1215	114	0
10	o7	1246	0	1215	104	0
10	o9	1246	0	1215	119	0
10	q2	1246	0	1216	37	0
10	q3	1246	0	1212	88	0
10	q4	1246	0	1216	76	0
10	q5	1246	0	1216	71	0
10	q6	1246	0	1216	100	0
10	q7	1246	0	1215	99	0
10	q8	1246	0	1216	99	0
10	q9	1246	0	1216	40	0
10	r8	1246	0	1214	101	0
10	s2	1246	0	1216	52	0
10	s3	1246	0	1216	56	0
10	s4	1246	0	1216	85	0
10	s5	1246	0	1216	83	0
10	s6	1246	0	1215	111	0
10	s7	1246	0	1215	90	0
10	s8	1246	0	1216	77	0
10	s9	1246	0	1216	68	0
10	t8	1246	0	1216	76	0
10	u2	1246	0	1216	77	0
10	u3	1246	0	1216	71	0
10	u4	1246	0	1216	68	0
10	u5	1246	0	1216	80	0
10	u6	1246	0	1215	105	0
10	u7	1246	0	1215	80	0
10	u8	1246	0	1216	98	0
10	u9	1246	0	1216	80	0
10	v8	1246	0	1214	64	0
10	w2	1246	0	1215	79	0
10	w3	1246	0	1216	107	0
10	w4	1246	0	1216	88	0
10	w5	1246	0	1216	86	0
10	w6	1246	0	1214	208	0
10	w7	1246	0	1216	71	0
10	w9	1246	0	1216	53	0
10	x8	1246	0	1214	66	0
10	y2	1246	0	1216	104	0
10	y3	1246	0	1216	73	0
10	y4	1246	0	1216	94	0

Continued on next page...

Continued from previous page...

Mol	Chain	Non-H	H(model)	H(added)	Clashes	Symm-Clashes
10	y5	1246	0	1216	99	0
10	y9	1246	0	1216	67	0
10	z8	1246	0	1216	68	0
11	A8	1286	0	1291	68	0
11	B3	1286	0	1291	50	0
11	B4	1286	0	1290	59	0
11	B5	1286	0	1288	81	0
11	B6	1286	0	1291	93	0
11	B7	1286	0	1290	111	0
11	B9	1286	0	1290	44	0
11	C8	1286	0	1291	47	0
11	D3	1286	0	1291	67	0
11	D4	1286	0	1291	58	0
11	D5	1286	0	1289	122	0
11	D6	1286	0	1289	70	0
11	D7	1286	0	1291	61	0
11	D9	1286	0	1291	69	0
11	E8	1286	0	1291	41	0
11	F2	1286	0	1291	101	0
11	F3	1286	0	1291	43	0
11	F4	1286	0	1288	79	0
11	F5	1286	0	1291	54	0
11	F6	1286	0	1291	128	0
11	F7	1286	0	1289	86	0
11	F9	1286	0	1291	62	0
11	G8	1286	0	1291	59	0
11	H2	1286	0	1290	105	0
11	H3	1286	0	1290	55	0
11	H4	1286	0	1291	112	0
11	H5	1286	0	1291	90	0
11	H6	1286	0	1290	129	0
11	H7	1286	0	1291	92	0
11	H9	1286	0	1291	56	0
11	I8	1286	0	1290	47	0
11	J2	1286	0	1291	101	0
11	J3	1286	0	1290	59	0
11	J4	1286	0	1291	65	0
11	J5	1286	0	1291	99	0
11	J6	1286	0	1291	91	0
11	J7	1286	0	1290	160	0
11	J9	1286	0	1291	42	0
11	K8	1286	0	1291	67	0

Continued on next page...

Continued from previous page...

Mol	Chain	Non-H	H(model)	H(added)	Clashes	Symm-Clashes
11	L2	1286	0	1290	77	0
11	L3	1286	0	1291	60	0
11	L4	1286	0	1291	97	0
11	L5	1286	0	1291	70	0
11	L6	1286	0	1290	141	0
11	L7	1286	0	1291	142	0
11	L9	1286	0	1291	77	0
11	M8	1286	0	1291	113	0
11	N2	1286	0	1291	56	0
11	N3	1286	0	1291	57	0
11	N4	1286	0	1291	83	0
11	N5	1286	0	1291	63	0
11	N6	1286	0	1291	146	0
11	N7	1286	0	1291	71	0
11	N9	1286	0	1290	49	0
11	O8	1286	0	1291	47	0
11	P2	1286	0	1291	61	0
11	P3	1286	0	1291	69	0
11	P4	1286	0	1291	78	0
11	P5	1286	0	1291	61	0
11	P6	1286	0	1291	85	0
11	P7	1286	0	1290	90	0
11	P9	1286	0	1291	66	0
11	Q8	1286	0	1291	49	0
11	R2	1286	0	1290	93	0
11	R3	1286	0	1291	115	0
11	R4	1286	0	1291	56	0
11	R5	1286	0	1291	108	0
11	R6	1286	0	1290	79	0
11	R7	1286	0	1291	86	0
11	R9	1286	0	1289	116	0
11	T2	1286	0	1291	71	0
11	T3	1286	0	1291	94	0
11	T4	1286	0	1291	63	0
11	T5	1286	0	1291	140	0
11	T6	1286	0	1291	81	0
11	T7	1286	0	1291	85	0
11	T9	1286	0	1291	44	0
11	V2	1286	0	1290	102	0
11	V3	1286	0	1291	37	0
11	V4	1286	0	1291	111	0
11	V5	1286	0	1290	56	0

Continued on next page...

Continued from previous page...

Mol	Chain	Non-H	H(model)	H(added)	Clashes	Symm-Clashes
11	V6	1286	0	1291	95	0
11	V7	1286	0	1290	71	0
11	V9	1286	0	1291	58	0
11	X2	1286	0	1291	77	0
11	X3	1286	0	1291	56	0
11	X4	1286	0	1291	137	0
11	X6	1286	0	1291	70	0
11	X7	1286	0	1291	124	0
11	Z2	1286	0	1291	60	0
11	Z3	1286	0	1291	41	0
11	Z4	1286	0	1289	67	0
11	Z6	1286	0	1291	108	0
11	Z7	1286	0	1290	56	0
11	a6	1286	0	1290	136	0
11	a7	1286	0	1290	88	0
11	aB	1286	0	1291	62	0
11	aD	1286	0	1291	54	0
11	aF	1286	0	1291	59	0
11	aH	1286	0	1291	54	0
11	aJ	1286	0	1291	72	0
11	aL	1286	0	1290	54	0
11	aN	1286	0	1289	91	0
11	aP	1286	0	1291	39	0
11	aR	1286	0	1291	79	0
11	aT	1286	0	1290	54	0
11	aV	1286	0	1289	43	0
11	an	1286	0	1291	78	0
11	ap	1286	0	1290	86	0
11	ar	1286	0	1291	75	0
11	at	1286	0	1290	71	0
11	av	1286	0	1290	97	0
11	ax	1286	0	1291	60	0
11	az	1286	0	1291	80	0
11	b6	1286	0	1291	60	0
11	b7	1286	0	1291	58	0
11	bB	1286	0	1291	54	0
11	bD	1286	0	1291	40	0
11	bF	1286	0	1291	62	0
11	bH	1286	0	1291	42	0
11	bJ	1286	0	1291	43	0
11	bL	1286	0	1291	62	0
11	bN	1286	0	1291	77	0

Continued on next page...

Continued from previous page...

Mol	Chain	Non-H	H(model)	H(added)	Clashes	Symm-Clashes
11	bP	1286	0	1291	35	0
11	bR	1286	0	1291	105	0
11	bT	1286	0	1291	55	0
11	bV	1286	0	1291	45	0
11	bn	1286	0	1291	90	0
11	bo	1286	0	1290	105	0
11	bp	1286	0	1290	70	0
11	bq	1286	0	1290	98	0
11	br	1286	0	1291	63	0
11	bs	1286	0	1290	88	0
11	bz	1286	0	1291	47	0
11	c6	1286	0	1291	92	0
11	c7	1286	0	1290	76	0
11	cB	1286	0	1291	49	0
11	cE	1286	0	1291	48	0
11	cF	1286	0	1291	57	0
11	cH	1286	0	1291	89	0
11	cJ	1286	0	1291	71	0
11	cL	1286	0	1290	47	0
11	cM	1286	0	1291	65	0
11	cN	1286	0	1291	102	0
11	cO	1286	0	1291	62	0
11	cP	1286	0	1291	39	0
11	cQ	1286	0	1291	49	0
11	cR	1286	0	1290	74	0
11	cY	1286	0	1290	177	0
11	cn	1286	0	1291	73	0
11	co	1286	0	1289	95	0
11	cp	1286	0	1291	56	0
11	cq	1286	0	1291	62	0
11	cr	1286	0	1291	52	0
11	cs	1286	0	1291	72	0
11	cz	1286	0	1291	36	0
11	d6	1286	0	1290	100	0
11	d7	1286	0	1289	117	0
11	dB	1286	0	1291	105	0
11	dD	1286	0	1291	47	0
11	dF	1286	0	1291	38	0
11	dH	1286	0	1291	61	0
11	dK	1286	0	1291	72	0
11	dL	1286	0	1291	57	0
11	dN	1286	0	1291	105	0

Continued on next page...

Continued from previous page...

Mol	Chain	Non-H	H(model)	H(added)	Clashes	Symm-Clashes
11	dP	1286	0	1291	70	0
11	dR	1286	0	1291	63	0
11	dT	1286	0	1291	40	0
11	dV	1286	0	1291	66	0
11	dX	1286	0	1290	96	0
11	dY	1286	0	1291	47	0
11	dd	1286	0	1290	80	0
11	df	1286	0	1291	162	0
11	dh	1286	0	1291	105	0
11	di	1286	0	1291	54	0
11	dj	1286	0	1289	82	0
11	dl	1286	0	1291	112	0
11	dn	1286	0	1290	69	0
11	dp	1286	0	1289	129	0
11	dr	1286	0	1290	109	0
11	dt	1286	0	1291	65	0
11	dv	1286	0	1290	194	0
11	e6	1286	0	1290	91	0
11	e7	1286	0	1289	57	0
11	eB	1286	0	1289	62	0
11	eD	1286	0	1291	61	0
11	eF	1286	0	1291	57	0
11	eH	1286	0	1291	73	0
11	eJ	1286	0	1291	93	0
11	eL	1286	0	1290	123	0
11	eN	1286	0	1291	59	0
11	eP	1286	0	1290	70	0
11	eR	1286	0	1290	80	0
11	eT	1286	0	1291	78	0
11	eV	1286	0	1291	84	0
11	eX	1286	0	1291	71	0
11	eb	1286	0	1291	51	0
11	ec	1286	0	1291	78	0
11	ee	1286	0	1290	72	0
11	eg	1286	0	1291	50	0
11	ei	1286	0	1291	72	0
11	el	1286	0	1291	68	0
11	en	1286	0	1290	75	0
11	ep	1286	0	1291	44	0
11	er	1286	0	1291	82	0
11	et	1286	0	1290	75	0
11	ev	1286	0	1289	79	0

Continued on next page...

Continued from previous page...

Mol	Chain	Non-H	H(model)	H(added)	Clashes	Symm-Clashes
11	f2	1286	0	1291	58	0
11	f3	1286	0	1286	99	0
11	f8	1286	0	1289	127	0
11	fa	1286	0	1291	145	0
11	fc	1286	0	1291	141	0
11	ff	1286	0	1291	91	0
11	fi	1286	0	1287	312	0
11	fj	1286	0	1290	214	0
11	fm	1286	0	1290	98	0
11	fo	1286	0	1291	95	0
11	fq	1286	0	1290	126	0
11	fs	1286	0	1291	86	0
11	fu	1286	0	1291	204	0
11	fw	1286	0	1290	125	0
11	fy	1286	0	1290	168	0
11	g8	1286	0	1291	84	0
11	ga	1286	0	1290	67	0
11	gd	1286	0	1291	63	0
11	ge	1286	0	1290	54	0
11	gg	1286	0	1291	54	0
11	gi	1286	0	1290	62	0
11	gk	1286	0	1291	45	0
11	gn	1286	0	1291	53	0
11	gp	1286	0	1291	60	0
11	gr	1286	0	1290	55	0
11	gt	1286	0	1291	68	0
11	gv	1286	0	1291	45	0
11	gx	1286	0	1291	74	0
11	h2	1286	0	1291	55	0
11	h3	1286	0	1290	135	0
11	h8	1286	0	1288	151	0
11	hB	1286	0	1291	133	0
11	hD	1286	0	1291	113	0
11	hG	1286	0	1291	70	0
11	hH	1286	0	1291	79	0
11	hJ	1286	0	1290	81	0
11	hL	1286	0	1291	109	0
11	hN	1286	0	1291	120	0
11	hP	1286	0	1291	62	0
11	hR	1286	0	1291	97	0
11	hT	1286	0	1289	109	0
11	hV	1286	0	1291	77	0

Continued on next page...

Continued from previous page...

Mol	Chain	Non-H	H(model)	H(added)	Clashes	Symm-Clashes
11	hX	1286	0	1291	94	0
11	iC	1286	0	1291	81	0
11	iD	1286	0	1291	92	0
11	iE	1054	0	1052	123	0
11	iF	1054	0	1053	125	0
11	iG	1073	0	1074	105	0
11	iH	1073	0	1073	101	0
11	j2	1286	0	1291	66	0
11	j3	1286	0	1291	119	0
11	jI	1040	0	1045	69	0
11	jJ	1040	0	1042	51	0
11	jK	1048	0	1047	41	0
11	jL	1048	0	1047	43	0
11	jM	1048	0	1046	48	0
11	jN	1048	0	1046	42	0
11	jO	1048	0	1049	72	0
11	jP	1048	0	1048	60	0
11	kQ	1040	0	1045	38	0
11	kR	1040	0	1044	22	0
11	kS	1062	0	1065	53	0
11	kT	1054	0	1054	82	0
11	kU	1040	0	1044	36	0
11	kV	1040	0	1044	40	0
11	kW	1062	0	1064	33	0
11	kX	1062	0	1064	33	0
11	l2	1286	0	1291	57	0
11	l3	1286	0	1290	91	0
11	l6	1286	0	1290	106	0
11	l7	1286	0	1291	81	0
11	lb	1286	0	1291	99	0
11	ld	1286	0	1291	70	0
11	lf	1286	0	1291	61	0
11	lh	1286	0	1289	86	0
11	lj	1286	0	1291	87	0
11	ll	1286	0	1291	75	0
11	ln	1286	0	1290	50	0
11	lp	1286	0	1291	66	0
11	lr	1286	0	1291	73	0
11	lt	1286	0	1290	96	0
11	lv	1286	0	1290	66	0
11	lx	1286	0	1290	133	0
11	n2	1286	0	1291	45	0

Continued on next page...

Continued from previous page...

Mol	Chain	Non-H	H(model)	H(added)	Clashes	Symm-Clashes
11	n3	1286	0	1291	71	0
11	n4	1286	0	1291	77	0
11	n5	1286	0	1291	58	0
11	n6	1286	0	1290	70	0
11	n7	1286	0	1290	102	0
11	n8	1286	0	1291	87	0
11	n9	1286	0	1290	67	0
11	o8	1286	0	1290	75	0
11	p2	1286	0	1291	126	0
11	p3	1286	0	1291	63	0
11	p4	1286	0	1291	82	0
11	p5	1286	0	1291	79	0
11	p6	1286	0	1290	91	0
11	p7	1286	0	1290	75	0
11	p8	1286	0	1291	123	0
11	p9	1286	0	1291	75	0
11	r2	1286	0	1291	92	0
11	r3	1286	0	1290	95	0
11	r4	1286	0	1289	77	0
11	r5	1286	0	1290	81	0
11	r6	1286	0	1290	123	0
11	r7	1286	0	1290	113	0
11	r9	1286	0	1291	82	0
11	t2	1286	0	1291	96	0
11	t3	1286	0	1290	69	0
11	t4	1286	0	1291	88	0
11	t5	1286	0	1291	104	0
11	t6	1286	0	1291	122	0
11	t7	1286	0	1290	77	0
11	t9	1286	0	1290	67	0
11	v2	1286	0	1291	35	0
11	v3	1286	0	1291	110	0
11	v4	1286	0	1290	93	0
11	v5	1286	0	1291	93	0
11	v6	1286	0	1291	72	0
11	v7	1286	0	1291	82	0
11	v9	1286	0	1290	86	0
11	w8	1286	0	1291	47	0
11	x2	1286	0	1291	66	0
11	x3	1286	0	1290	66	0
11	x4	1286	0	1291	79	0
11	x5	1286	0	1291	78	0

Continued on next page...

Continued from previous page...

Mol	Chain	Non-H	H(model)	H(added)	Clashes	Symm-Clashes
11	x6	1286	0	1291	115	0
11	x7	1286	0	1291	91	0
11	x9	1286	0	1291	74	0
11	y6	1286	0	1291	214	0
11	y7	1286	0	1289	107	0
11	y8	1286	0	1289	66	0
11	z2	1286	0	1291	40	0
11	z3	1286	0	1291	50	0
11	z4	1286	0	1291	76	0
11	z5	1286	0	1291	74	0
11	z6	1286	0	1291	115	0
11	z7	1286	0	1291	45	0
11	z9	1286	0	1291	81	0
12	34	2107	0	2071	295	0
12	A2	2107	0	2073	276	0
12	U8	2107	0	2072	218	0
12	Y5	2107	0	2071	297	0
12	Z9	2107	0	2069	205	0
12	a3	2107	0	2072	246	0
12	aY	2107	0	2073	197	0
12	b8	2107	0	2070	281	0
12	b9	2107	0	2071	277	0
12	bY	2107	0	2072	223	0
12	dw	2107	0	2073	256	0
12	dx	2107	0	2073	199	0
12	ey	2107	0	2074	207	0
12	ez	2095	0	2065	201	0
13	B2	2934	0	2806	334	0
13	b3	2934	0	2810	391	0
14	44	1879	0	1849	186	0
14	C2	1879	0	1851	175	0
14	D2	1830	0	1798	145	0
14	T8	1879	0	1851	166	0
14	Y9	1879	0	1851	155	0
14	Z5	1879	0	1850	160	0
14	aZ	1879	0	1850	211	0
14	bZ	1879	0	1850	205	0
14	c3	1879	0	1851	173	0
14	c8	1879	0	1849	210	0
14	c9	1879	0	1846	251	0
14	d3	1830	0	1799	143	0
14	d8	1830	0	1797	231	0

Continued on next page...

Continued from previous page...

Mol	Chain	Non-H	H(model)	H(added)	Clashes	Symm-Clashes
14	d9	1830	0	1797	253	0
14	e8	1830	0	1797	295	0
14	e9	1830	0	1798	256	0
15	14	1879	0	1854	268	0
15	R8	1870	0	1836	347	0
15	W5	1879	0	1850	239	0
15	W9	1870	0	1834	269	0
15	aW	1887	0	1857	286	0
15	bW	1887	0	1858	253	0
16	24	2575	0	2497	295	0
16	S8	2581	0	2508	209	0
16	X5	2581	0	2508	283	0
16	X9	2581	0	2508	242	0
16	aX	2581	0	2507	234	0
16	bX	2581	0	2507	254	0
17	V8	1226	0	1209	45	0
17	X8	1226	0	1209	44	0
17	Z8	1226	0	1207	79	0
17	a4	1226	0	1209	45	0
17	a5	1226	0	1209	58	0
17	aa	1226	0	1209	40	0
17	ac	1226	0	1209	42	0
17	ae	1230	0	1211	58	0
17	ag	1226	0	1209	46	0
17	ai	1226	0	1209	41	0
17	ak	1226	0	1209	62	0
17	b4	1226	0	1209	61	0
17	b5	1226	0	1209	90	0
17	ba	1226	0	1209	74	0
17	bc	1226	0	1209	58	0
17	be	1230	0	1211	84	0
17	bg	1226	0	1209	87	0
17	bi	1226	0	1209	74	0
17	bk	1226	0	1208	74	0
17	ca	1226	0	1209	64	0
17	cc	1226	0	1209	68	0
17	ce	1230	0	1211	73	0
17	cg	1226	0	1209	80	0
17	ci	1226	0	1209	63	0
17	ck	1226	0	1208	78	0
17	d4	1226	0	1209	64	0
17	d5	1226	0	1209	49	0

Continued on next page...

Continued from previous page...

Mol	Chain	Non-H	H(model)	H(added)	Clashes	Symm-Clashes
17	f4	1226	0	1209	73	0
17	f5	1226	0	1208	71	0
17	g9	1226	0	1209	59	0
17	i4	1226	0	1209	58	0
17	i5	1226	0	1209	71	0
17	i9	1226	0	1209	47	0
17	k4	1226	0	1209	74	0
17	k5	1226	0	1209	66	0
17	k9	1226	0	1209	57	0
18	W8	1281	0	1291	67	0
18	Y8	1281	0	1291	107	0
18	ab	1281	0	1291	59	0
18	ad	1281	0	1291	94	0
18	af	1281	0	1291	117	0
18	ah	1281	0	1291	53	0
18	aj	1281	0	1290	54	0
18	al	1281	0	1290	46	0
18	bb	1281	0	1291	97	0
18	bd	1281	0	1289	93	0
18	bf	1281	0	1287	89	0
18	bh	1281	0	1291	84	0
18	bj	1282	0	1292	102	0
18	bl	1281	0	1291	75	0
18	c4	1281	0	1291	84	0
18	c5	1281	0	1291	62	0
18	cb	1281	0	1291	83	0
18	cd	1281	0	1289	93	0
18	cf	1281	0	1289	79	0
18	ch	1281	0	1291	72	0
18	cj	1282	0	1290	83	0
18	cl	1281	0	1291	59	0
18	e4	1281	0	1291	97	0
18	e5	1281	0	1291	115	0
18	f9	1281	0	1290	122	0
18	g4	1281	0	1289	109	0
18	g5	1281	0	1291	98	0
18	h4	1281	0	1290	101	0
18	h5	1281	0	1291	105	0
18	h9	1281	0	1291	63	0
18	j4	1282	0	1291	70	0
18	j5	1282	0	1292	75	0
18	j9	1281	0	1291	71	0

Continued on next page...

Continued from previous page...

Mol	Chain	Non-H	H(model)	H(added)	Clashes	Symm-Clashes
18	l4	1281	0	1291	100	0
18	l5	1281	0	1291	110	0
18	l9	1281	0	1289	49	0
19	a8	2916	0	2836	247	0
19	a9	2916	0	2836	287	0
20	dy	2377	0	2308	269	0
20	dz	2377	0	2305	283	0
21	ew	1821	0	1769	116	0
21	ex	1821	0	1769	147	0
21	fd	1550	0	1489	120	0
21	fz	1550	0	1487	149	0
22	eY	2327	0	2272	452	0
22	eZ	2327	0	2272	420	0
23	hY	1748	0	1686	198	0
23	hZ	1748	0	1686	176	0
23	ly	1928	0	1857	176	0
23	lz	1928	0	1860	157	0
24	gy	2006	0	1990	183	0
24	gz	2006	0	1991	164	0
25	ka	2038	0	2035	281	0
25	kb	2038	0	2034	280	0
26	24	43	0	36	15	0
26	34	172	0	152	98	0
26	44	86	0	76	24	0
26	A1	43	0	38	12	0
26	A2	129	0	114	55	0
26	A3	86	0	76	14	0
26	A4	86	0	76	16	0
26	A5	129	0	114	34	0
26	A6	86	0	75	32	0
26	A7	43	0	38	17	0
26	A8	86	0	76	27	0
26	A9	86	0	76	10	0
26	B1	43	0	38	16	0
26	B2	86	0	76	43	0
26	B3	86	0	76	15	0
26	B4	86	0	76	15	0
26	B5	86	0	76	29	0
26	B6	86	0	76	25	0
26	B7	43	0	36	7	0
26	B8	86	0	76	15	0
26	B9	86	0	76	18	0

Continued on next page...

Continued from previous page...

Mol	Chain	Non-H	H(model)	H(added)	Clashes	Symm-Clashes
26	C2	86	0	76	13	0
26	C3	86	0	76	14	0
26	C4	86	0	76	14	0
26	C5	86	0	76	27	0
26	C6	86	0	73	49	0
26	C7	86	0	75	25	0
26	C8	86	0	76	18	0
26	C9	86	0	76	7	0
26	D2	86	0	76	15	0
26	D3	86	0	76	26	0
26	D4	86	0	76	24	0
26	D5	86	0	76	30	0
26	D6	43	0	37	7	0
26	D7	86	0	76	21	0
26	D8	86	0	76	36	0
26	D9	86	0	76	16	0
26	E2	86	0	75	51	0
26	E3	86	0	76	19	0
26	E4	86	0	76	43	0
26	E5	86	0	76	27	0
26	E6	86	0	76	31	0
26	E7	86	0	74	18	0
26	E8	86	0	76	12	0
26	E9	86	0	76	15	0
26	F2	86	0	76	28	0
26	F3	86	0	76	13	0
26	F4	86	0	76	30	0
26	F5	86	0	76	21	0
26	F6	86	0	76	31	0
26	F7	43	0	38	14	0
26	F8	86	0	76	12	0
26	F9	86	0	76	20	0
26	G2	86	0	76	27	0
26	G3	86	0	76	32	0
26	G4	86	0	76	35	0
26	G5	86	0	76	25	0
26	G6	86	0	76	37	0
26	G7	86	0	75	30	0
26	G8	86	0	76	23	0
26	G9	86	0	76	11	0
26	H2	43	0	38	5	0
26	H3	86	0	76	21	0

Continued on next page...

Continued from previous page...

Mol	Chain	Non-H	H(model)	H(added)	Clashes	Symm-Clashes
26	H4	86	0	76	31	0
26	H5	43	0	38	17	0
26	H6	86	0	73	65	0
26	H7	86	0	76	39	0
26	H8	86	0	76	16	0
26	H9	86	0	76	19	0
26	I2	86	0	75	29	0
26	I3	86	0	76	17	0
26	I4	86	0	76	24	0
26	I5	86	0	76	15	0
26	I6	86	0	76	52	0
26	I7	86	0	76	8	0
26	I8	86	0	76	21	0
26	I9	86	0	76	26	0
26	J2	43	0	38	11	0
26	J3	86	0	76	17	0
26	J4	86	0	76	21	0
26	J5	86	0	76	28	0
26	J6	86	0	76	34	0
26	J7	43	0	38	4	0
26	J8	86	0	76	19	0
26	J9	86	0	76	15	0
26	K2	86	0	72	46	0
26	K3	86	0	76	23	0
26	K4	86	0	76	28	0
26	K5	86	0	76	10	0
26	K6	86	0	76	10	0
26	K7	86	0	75	21	0
26	K8	86	0	76	23	0
26	K9	86	0	76	18	0
26	L2	86	0	75	33	0
26	L3	86	0	76	24	0
26	L4	86	0	76	27	0
26	L5	86	0	76	39	0
26	L6	43	0	38	4	0
26	L7	43	0	38	11	0
26	L8	86	0	76	8	0
26	L9	86	0	76	39	0
26	M2	86	0	74	48	0
26	M3	86	0	76	12	0
26	M4	86	0	76	11	0
26	M5	86	0	76	11	0

Continued on next page...

Continued from previous page...

Mol	Chain	Non-H	H(model)	H(added)	Clashes	Symm-Clashes
26	M6	86	0	74	27	0
26	M7	129	0	101	27	0
26	M8	86	0	76	68	0
26	M9	86	0	76	9	0
26	N2	86	0	76	22	0
26	N3	86	0	76	17	0
26	N4	86	0	76	28	0
26	N5	86	0	76	44	0
26	N6	86	0	76	45	0
26	N7	86	0	76	22	0
26	N8	86	0	76	26	0
26	N9	86	0	76	25	0
26	O2	86	0	76	39	0
26	O3	86	0	76	19	0
26	O4	86	0	76	13	0
26	O5	86	0	76	45	0
26	O6	86	0	74	28	0
26	O7	86	0	76	10	0
26	O8	86	0	76	33	0
26	O9	86	0	76	23	0
26	P2	86	0	76	24	0
26	P3	86	0	76	26	0
26	P4	86	0	76	43	0
26	P5	43	0	38	14	0
26	P6	86	0	76	19	0
26	P7	86	0	76	28	0
26	P8	86	0	76	8	0
26	P9	86	0	76	28	0
26	Q2	43	0	38	12	0
26	Q3	86	0	76	10	0
26	Q4	129	0	114	40	0
26	Q5	86	0	75	53	0
26	Q6	86	0	73	45	0
26	Q7	86	0	76	13	0
26	Q8	86	0	76	21	0
26	Q9	86	0	76	9	0
26	R2	86	0	76	30	0
26	R3	86	0	74	97	0
26	R4	86	0	76	38	0
26	R5	86	0	76	33	0
26	R6	86	0	76	20	0
26	R7	86	0	76	27	0

Continued on next page...

Continued from previous page...

Mol	Chain	Non-H	H(model)	H(added)	Clashes	Symm-Clashes
26	R9	86	0	73	74	0
26	S2	86	0	76	17	0
26	S3	129	0	114	23	0
26	S4	86	0	76	65	0
26	S5	129	0	114	76	0
26	S6	86	0	73	19	0
26	S7	86	0	76	18	0
26	S9	86	0	76	27	0
26	T2	86	0	76	19	0
26	T3	86	0	76	65	0
26	T4	43	0	38	17	0
26	T5	43	0	38	63	0
26	T6	86	0	76	12	0
26	T7	86	0	76	28	0
26	T8	86	0	76	38	0
26	T9	86	0	76	28	0
26	U2	86	0	76	17	0
26	U3	86	0	76	30	0
26	U4	86	0	75	63	0
26	U5	86	0	76	19	0
26	U6	86	0	74	26	0
26	U7	86	0	76	14	0
26	U8	129	0	112	39	0
26	U9	86	0	76	10	0
26	V2	86	0	75	28	0
26	V3	86	0	76	28	0
26	V4	86	0	76	36	0
26	V5	86	0	76	35	0
26	V6	86	0	76	37	0
26	V7	86	0	76	18	0
26	V8	43	0	38	25	0
26	V9	86	0	76	35	0
26	W2	86	0	76	32	0
26	W3	129	0	114	42	0
26	W4	86	0	76	57	0
26	W5	43	0	38	20	0
26	W6	86	0	73	18	0
26	W7	86	0	75	14	0
26	W8	86	0	76	49	0
26	X2	86	0	76	15	0
26	X3	43	0	38	13	0
26	X4	86	0	76	90	0

Continued on next page...

Continued from previous page...

Mol	Chain	Non-H	H(model)	H(added)	Clashes	Symm-Clashes
26	X5	43	0	38	21	0
26	X6	86	0	76	20	0
26	X7	86	0	76	21	0
26	X8	43	0	38	24	0
26	X9	43	0	38	13	0
26	Y2	86	0	76	19	0
26	Y3	86	0	76	51	0
26	Y4	86	0	76	23	0
26	Y5	129	0	112	66	0
26	Y6	86	0	73	9	0
26	Y7	129	0	111	40	0
26	Y8	86	0	76	35	0
26	Y9	86	0	76	29	0
26	Z2	86	0	76	31	0
26	Z3	86	0	76	20	0
26	Z4	86	0	76	42	0
26	Z5	129	0	114	37	0
26	Z6	86	0	76	24	0
26	Z7	86	0	76	19	0
26	Z8	43	0	38	16	0
26	Z9	172	0	150	44	0
26	a3	129	0	111	24	0
26	a4	43	0	38	22	0
26	a5	43	0	38	27	0
26	a6	86	0	76	38	0
26	a7	86	0	76	23	0
26	a8	86	0	76	27	0
26	a9	129	0	112	60	0
26	aA	86	0	76	16	0
26	aB	86	0	76	19	0
26	aC	86	0	76	34	0
26	aD	86	0	76	13	0
26	aE	86	0	76	38	0
26	aF	129	0	114	35	0
26	aG	43	0	38	35	0
26	aH	86	0	76	21	0
26	aI	86	0	72	30	0
26	aJ	86	0	76	27	0
26	aK	86	0	75	22	0
26	aL	86	0	76	21	0
26	aM	86	0	74	25	0
26	aN	129	0	114	51	0

Continued on next page...

Continued from previous page...

Mol	Chain	Non-H	H(model)	H(added)	Clashes	Symm-Clashes
26	aO	43	0	38	8	0
26	aP	86	0	76	13	0
26	aQ	86	0	76	38	0
26	aR	86	0	76	34	0
26	aS	86	0	74	38	0
26	aT	86	0	76	19	0
26	aU	86	0	75	49	0
26	aV	86	0	76	20	0
26	aW	86	0	76	37	0
26	aX	43	0	37	15	0
26	aY	129	0	112	37	0
26	aZ	86	0	74	51	0
26	aa	43	0	38	23	0
26	ab	86	0	76	46	0
26	ac	43	0	38	21	0
26	ad	86	0	76	18	0
26	ae	43	0	38	12	0
26	af	86	0	76	33	0
26	ag	43	0	38	22	0
26	ah	86	0	76	14	0
26	ai	43	0	38	14	0
26	aj	86	0	75	21	0
26	ak	43	0	38	23	0
26	al	86	0	76	17	0
26	am	43	0	38	4	0
26	an	43	0	38	7	0
26	ao	86	0	76	8	0
26	ap	86	0	74	20	0
26	aq	86	0	76	12	0
26	ar	86	0	76	16	0
26	as	86	0	76	19	0
26	at	86	0	76	32	0
26	au	86	0	76	16	0
26	av	86	0	76	26	0
26	aw	86	0	76	8	0
26	ax	43	0	38	7	0
26	ay	86	0	76	23	0
26	az	86	0	76	24	0
26	b3	86	0	76	39	0
26	b4	43	0	38	23	0
26	b5	43	0	38	35	0
26	b6	86	0	76	10	0

Continued on next page...

Continued from previous page...

Mol	Chain	Non-H	H(model)	H(added)	Clashes	Symm-Clashes
26	b7	43	0	38	11	0
26	b8	129	0	111	50	0
26	b9	172	0	151	66	0
26	bA	86	0	75	19	0
26	bB	86	0	76	29	0
26	bC	86	0	76	31	0
26	bD	86	0	76	12	0
26	bE	86	0	73	18	0
26	bF	86	0	76	19	0
26	bG	86	0	76	28	0
26	bH	86	0	76	21	0
26	bI	86	0	72	20	0
26	bJ	86	0	76	22	0
26	bK	86	0	76	24	0
26	bL	86	0	76	35	0
26	bM	86	0	74	23	0
26	bN	86	0	76	35	0
26	bO	86	0	76	21	0
26	bP	86	0	76	25	0
26	bQ	129	0	114	76	0
26	bR	43	0	38	30	0
26	bS	86	0	75	39	0
26	bT	43	0	38	17	0
26	bU	86	0	76	53	0
26	bV	86	0	76	21	0
26	bW	43	0	38	24	0
26	bX	86	0	75	31	0
26	bY	129	0	112	32	0
26	bZ	129	0	113	54	0
26	ba	43	0	38	16	0
26	bb	43	0	38	18	0
26	bc	43	0	38	20	0
26	bd	86	0	75	49	0
26	be	43	0	38	36	0
26	bf	43	0	38	4	0
26	bg	43	0	38	27	0
26	bh	86	0	76	28	0
26	bi	43	0	38	28	0
26	bj	86	0	76	23	0
26	bk	43	0	38	24	0
26	bl	86	0	76	35	0
26	bm	86	0	76	24	0

Continued on next page...

Continued from previous page...

Mol	Chain	Non-H	H(model)	H(added)	Clashes	Symm-Clashes
26	bn	43	0	38	29	0
26	bo	86	0	75	27	0
26	bp	43	0	38	16	0
26	bq	86	0	76	22	0
26	br	86	0	76	27	0
26	bs	129	0	114	31	0
26	bt	86	0	75	36	0
26	bu	86	0	74	21	0
26	bv	86	0	74	31	0
26	bw	86	0	75	10	0
26	bx	86	0	75	36	0
26	by	86	0	74	17	0
26	bz	86	0	76	16	0
26	c3	86	0	76	6	0
26	c4	86	0	75	44	0
26	c5	86	0	74	45	0
26	c6	86	0	76	21	0
26	c7	86	0	76	25	0
26	c8	86	0	74	18	0
26	c9	86	0	72	25	0
26	cA	86	0	76	17	0
26	cB	86	0	76	30	0
26	cC	129	0	114	53	0
26	cD	86	0	76	18	0
26	cE	86	0	76	13	0
26	cF	43	0	38	9	0
26	cG	86	0	76	10	0
26	cH	43	0	38	6	0
26	cI	86	0	76	10	0
26	cJ	86	0	76	23	0
26	cK	86	0	76	16	0
26	cL	86	0	76	24	0
26	cM	86	0	76	18	0
26	cN	43	0	38	3	0
26	cO	86	0	76	23	0
26	cP	86	0	76	15	0
26	cQ	43	0	38	1	0
26	cR	86	0	76	25	0
26	cS	86	0	76	23	0
26	cT	86	0	76	4	0
26	cU	86	0	76	22	0
26	cV	129	0	112	63	0

Continued on next page...

Continued from previous page...

Mol	Chain	Non-H	H(model)	H(added)	Clashes	Symm-Clashes
26	cW	86	0	76	9	0
26	cX	86	0	76	19	0
26	cY	86	0	75	54	0
26	cZ	86	0	76	24	0
26	ca	43	0	38	13	0
26	cb	86	0	76	26	0
26	cc	43	0	38	19	0
26	cd	86	0	73	40	0
26	ce	43	0	36	32	0
26	cf	43	0	38	11	0
26	cg	43	0	38	31	0
26	ch	86	0	76	28	0
26	ci	43	0	38	23	0
26	cj	86	0	76	18	0
26	ck	43	0	38	24	0
26	cl	86	0	76	32	0
26	cm	86	0	74	11	0
26	cn	43	0	38	7	0
26	co	43	0	38	7	0
26	cp	86	0	76	21	0
26	cq	86	0	76	20	0
26	cr	86	0	76	13	0
26	cs	86	0	76	31	0
26	ct	86	0	75	34	0
26	cu	86	0	75	16	0
26	cv	86	0	74	44	0
26	cw	86	0	74	11	0
26	cx	86	0	75	20	0
26	cy	86	0	75	19	0
26	cz	86	0	76	15	0
26	d3	43	0	38	11	0
26	d4	43	0	38	33	0
26	d5	43	0	38	21	0
26	d6	86	0	76	27	0
26	d7	86	0	75	29	0
26	d8	86	0	75	21	0
26	d9	129	0	113	49	0
26	dA	86	0	76	17	0
26	dB	43	0	38	10	0
26	dC	86	0	76	12	0
26	dD	86	0	76	16	0
26	dE	43	0	38	5	0

Continued on next page...

Continued from previous page...

Mol	Chain	Non-H	H(model)	H(added)	Clashes	Symm-Clashes
26	dF	86	0	76	12	0
26	dG	86	0	76	18	0
26	dH	86	0	76	25	0
26	dI	86	0	76	17	0
26	dJ	86	0	76	11	0
26	dK	86	0	76	24	0
26	dL	86	0	76	22	0
26	dM	86	0	76	16	0
26	dN	86	0	76	25	0
26	dO	86	0	76	24	0
26	dP	86	0	76	24	0
26	dQ	86	0	76	20	0
26	dR	86	0	76	21	0
26	dS	43	0	38	5	0
26	dT	86	0	76	14	0
26	dU	86	0	76	17	0
26	dV	86	0	76	19	0
26	dW	86	0	76	16	0
26	dX	86	0	76	27	0
26	dY	86	0	76	29	0
26	dZ	86	0	76	18	0
26	da	86	0	76	40	0
26	db	86	0	76	35	0
26	dc	129	0	114	36	0
26	dd	86	0	76	30	0
26	de	86	0	76	26	0
26	df	86	0	76	69	0
26	dg	86	0	75	61	0
26	dh	86	0	75	31	0
26	di	86	0	76	21	0
26	dj	86	0	76	37	0
26	dk	86	0	76	29	0
26	dl	86	0	74	54	0
26	dm	86	0	76	36	0
26	dn	86	0	76	44	0
26	do	86	0	74	21	0
26	dp	86	0	76	47	0
26	dq	86	0	76	25	0
26	dr	86	0	75	38	0
26	ds	86	0	76	41	0
26	dt	86	0	76	20	0
26	du	129	0	111	66	0

Continued on next page...

Continued from previous page...

Mol	Chain	Non-H	H(model)	H(added)	Clashes	Symm-Clashes
26	dv	43	0	38	38	0
26	dw	129	0	114	66	0
26	dx	172	0	152	51	0
26	dy	43	0	38	9	0
26	dz	86	0	76	26	0
26	e2	86	0	76	17	0
26	e3	86	0	73	30	0
26	e4	86	0	76	34	0
26	e5	43	0	38	34	0
26	e6	86	0	76	25	0
26	e7	86	0	75	21	0
26	e8	86	0	75	22	0
26	e9	129	0	111	75	0
26	eA	86	0	76	29	0
26	eB	129	0	114	37	0
26	eC	86	0	75	19	0
26	eD	86	0	76	18	0
26	eE	86	0	75	32	0
26	eF	86	0	76	21	0
26	eG	86	0	75	29	0
26	eH	86	0	76	44	0
26	eI	86	0	76	42	0
26	eJ	86	0	76	25	0
26	eK	86	0	76	42	0
26	eL	86	0	75	58	0
26	eM	86	0	76	47	0
26	eN	86	0	76	22	0
26	eO	86	0	76	25	0
26	eP	129	0	114	58	0
26	eQ	86	0	76	25	0
26	eR	86	0	76	33	0
26	eS	86	0	74	25	0
26	eT	86	0	76	24	0
26	eU	86	0	76	46	0
26	eV	86	0	76	33	0
26	eW	86	0	74	31	0
26	eX	43	0	38	16	0
26	eY	86	0	76	44	0
26	eZ	43	0	36	34	0
26	ea	129	0	114	50	0
26	eb	43	0	38	8	0
26	ec	86	0	76	28	0

Continued on next page...

Continued from previous page...

Mol	Chain	Non-H	H(model)	H(added)	Clashes	Symm-Clashes
26	ed	86	0	76	15	0
26	ee	86	0	76	22	0
26	ef	86	0	76	17	0
26	eg	86	0	76	11	0
26	eh	86	0	76	13	0
26	ei	86	0	76	29	0
26	ej	86	0	76	27	0
26	ek	86	0	76	14	0
26	el	86	0	76	14	0
26	em	86	0	76	18	0
26	en	86	0	76	33	0
26	eo	86	0	76	30	0
26	ep	86	0	76	13	0
26	eq	86	0	76	21	0
26	er	86	0	76	36	0
26	es	86	0	76	36	0
26	et	86	0	76	33	0
26	eu	86	0	76	43	0
26	ev	86	0	75	19	0
26	ew	43	0	38	14	0
26	ey	129	0	112	47	0
26	ez	129	0	114	51	0
26	f2	86	0	76	13	0
26	f3	86	0	76	27	0
26	f4	43	0	38	23	0
26	f5	43	0	36	21	0
26	f6	86	0	74	14	0
26	f7	86	0	72	18	0
26	f8	86	0	76	40	0
26	f9	86	0	76	38	0
26	fa	43	0	38	28	0
26	fb	86	0	76	140	0
26	fc	86	0	75	92	0
26	fd	129	0	111	65	0
26	fe	86	0	76	16	0
26	ff	129	0	114	47	0
26	fg	86	0	76	79	0
26	fh	86	0	74	16	0
26	fi	86	0	76	113	0
26	fj	86	0	74	63	0
26	fk	86	0	76	53	0
26	fl	86	0	74	91	0

Continued on next page...

Continued from previous page...

Mol	Chain	Non-H	H(model)	H(added)	Clashes	Symm-Clashes
26	fm	86	0	76	34	0
26	fn	86	0	76	16	0
26	fo	86	0	76	30	0
26	fp	86	0	76	59	0
26	fq	86	0	76	69	0
26	fr	86	0	76	65	0
26	fs	86	0	76	23	0
26	ft	86	0	74	89	0
26	fu	43	0	35	22	0
26	fv	86	0	74	100	0
26	fw	86	0	75	42	0
26	fx	86	0	74	79	0
26	fy	43	0	34	71	0
26	fz	43	0	35	17	0
26	g2	86	0	76	29	0
26	g3	86	0	76	16	0
26	g4	86	0	76	27	0
26	g5	86	0	76	21	0
26	g6	86	0	72	47	0
26	g7	86	0	72	15	0
26	g8	43	0	38	38	0
26	g9	43	0	38	23	0
26	ga	86	0	76	23	0
26	gb	86	0	74	19	0
26	gc	86	0	76	26	0
26	gd	43	0	38	10	0
26	ge	86	0	76	14	0
26	gf	86	0	74	9	0
26	gg	86	0	76	25	0
26	gh	86	0	75	34	0
26	gi	86	0	76	36	0
26	gj	86	0	74	38	0
26	gk	86	0	76	23	0
26	gl	86	0	75	42	0
26	gm	86	0	76	18	0
26	gn	86	0	76	21	0
26	go	86	0	75	23	0
26	gp	86	0	76	28	0
26	gq	86	0	76	20	0
26	gr	43	0	38	12	0
26	gs	86	0	76	20	0
26	gt	86	0	76	37	0

Continued on next page...

Continued from previous page...

Mol	Chain	Non-H	H(model)	H(added)	Clashes	Symm-Clashes
26	gu	86	0	74	23	0
26	gv	86	0	76	25	0
26	gw	86	0	76	32	0
26	gx	86	0	76	29	0
26	gy	129	0	114	44	0
26	gz	129	0	114	40	0
26	h2	86	0	76	17	0
26	h3	43	0	38	21	0
26	h4	86	0	76	33	0
26	h5	86	0	76	27	0
26	h6	86	0	76	15	0
26	h7	86	0	75	10	0
26	h8	86	0	73	63	0
26	h9	86	0	76	16	0
26	hA	86	0	75	94	0
26	hB	86	0	76	40	0
26	hC	86	0	76	8	0
26	hD	86	0	76	47	0
26	hE	86	0	76	18	0
26	hF	86	0	76	58	0
26	hG	43	0	38	11	0
26	hH	86	0	76	19	0
26	hI	86	0	76	11	0
26	hJ	86	0	75	28	0
26	hK	86	0	76	26	0
26	hL	86	0	76	23	0
26	hM	86	0	76	16	0
26	hN	86	0	76	24	0
26	hO	86	0	76	15	0
26	hP	86	0	76	22	0
26	hQ	86	0	76	19	0
26	hR	86	0	76	29	0
26	hS	86	0	76	11	0
26	hT	129	0	111	103	0
26	hU	43	0	38	2	0
26	hV	86	0	76	18	0
26	hW	86	0	75	96	0
26	hX	86	0	76	31	0
26	hY	129	0	114	44	0
26	hZ	86	0	76	20	0
26	i2	86	0	76	20	0
26	i3	129	0	113	39	0

Continued on next page...

Continued from previous page...

Mol	Chain	Non-H	H(model)	H(added)	Clashes	Symm-Clashes
26	i4	43	0	38	26	0
26	i5	43	0	38	22	0
26	i6	86	0	73	20	0
26	i7	86	0	76	17	0
26	i8	43	0	31	29	0
26	i9	43	0	38	14	0
26	iA	86	0	76	34	0
26	iB	86	0	76	34	0
26	iC	86	0	76	19	0
26	iD	86	0	76	23	0
26	iE	86	0	76	18	0
26	iF	86	0	76	29	0
26	iG	43	0	38	8	0
26	iH	43	0	38	11	0
26	j2	86	0	76	19	0
26	j3	43	0	38	5	0
26	j4	86	0	75	31	0
26	j5	86	0	76	51	0
26	j6	86	0	75	26	0
26	j7	86	0	74	27	0
26	j8	86	0	75	115	0
26	j9	86	0	76	20	0
26	jI	86	0	76	60	0
26	jJ	86	0	74	42	0
26	jK	86	0	75	20	0
26	jL	86	0	75	24	0
26	jM	86	0	74	26	0
26	jN	86	0	74	20	0
26	jO	86	0	76	23	0
26	jP	86	0	76	27	0
26	k2	86	0	76	24	0
26	k3	86	0	73	12	0
26	k4	43	0	38	31	0
26	k5	43	0	38	28	0
26	k6	86	0	73	35	0
26	k7	86	0	74	13	0
26	k8	129	0	114	58	0
26	k9	43	0	38	24	0
26	kQ	86	0	76	25	0
26	kR	86	0	75	15	0
26	kS	86	0	76	23	0
26	kT	86	0	76	57	0

Continued on next page...

Continued from previous page...

Mol	Chain	Non-H	H(model)	H(added)	Clashes	Symm-Clashes
26	kU	86	0	75	15	0
26	kV	86	0	75	19	0
26	kW	86	0	75	19	0
26	kX	86	0	75	19	0
26	l2	86	0	76	20	0
26	l3	43	0	38	16	0
26	l4	86	0	76	47	0
26	l5	86	0	76	40	0
26	l6	86	0	76	31	0
26	l7	86	0	76	24	0
26	l8	86	0	76	45	0
26	l9	86	0	76	11	0
26	la	86	0	76	27	0
26	lb	86	0	76	29	0
26	lc	86	0	76	30	0
26	ld	86	0	76	24	0
26	le	86	0	76	25	0
26	lf	86	0	76	17	0
26	lg	86	0	76	29	0
26	lh	86	0	75	25	0
26	li	129	0	114	51	0
26	lj	43	0	38	15	0
26	lk	86	0	76	14	0
26	ll	86	0	76	21	0
26	lm	86	0	76	17	0
26	ln	86	0	76	17	0
26	lo	129	0	112	30	0
26	lp	86	0	76	33	0
26	lq	129	0	114	34	0
26	lr	86	0	76	20	0
26	ls	86	0	76	41	0
26	lt	86	0	76	49	0
26	lu	86	0	75	26	0
26	lv	43	0	38	33	0
26	lw	129	0	113	71	0
26	ly	129	0	111	72	0
26	lz	86	0	72	27	0
26	m2	86	0	76	12	0
26	m3	86	0	76	14	0
26	m4	43	0	38	12	0
26	m5	129	0	114	37	0
26	m6	86	0	75	54	0

Continued on next page...

Continued from previous page...

Mol	Chain	Non-H	H(model)	H(added)	Clashes	Symm-Clashes
26	m7	86	0	75	18	0
26	m8	86	0	67	46	0
26	m9	43	0	38	5	0
26	n2	86	0	76	16	0
26	n3	86	0	76	24	0
26	n4	86	0	76	20	0
26	n5	86	0	76	16	0
26	n6	86	0	76	24	0
26	n7	86	0	76	47	0
26	n8	43	0	38	18	0
26	n9	86	0	75	13	0
26	o2	86	0	76	21	0
26	o3	86	0	75	34	0
26	o4	86	0	76	9	0
26	o5	86	0	76	10	0
26	o6	86	0	75	38	0
26	o7	86	0	75	28	0
26	o8	86	0	76	34	0
26	o9	43	0	38	8	0
26	p2	86	0	76	112	0
26	p3	86	0	76	20	0
26	p4	86	0	76	34	0
26	p5	43	0	38	8	0
26	p6	86	0	76	22	0
26	p7	43	0	38	10	0
26	p8	86	0	76	55	0
26	p9	86	0	76	23	0
26	q2	86	0	76	11	0
26	q3	43	0	38	12	0
26	q4	86	0	75	25	0
26	q5	86	0	76	13	0
26	q6	86	0	76	38	0
26	q7	86	0	74	27	0
26	q8	86	0	76	46	0
26	q9	86	0	76	10	0
26	r2	86	0	73	77	0
26	r3	86	0	76	22	0
26	r4	43	0	36	7	0
26	r5	86	0	76	23	0
26	r6	86	0	76	20	0
26	r7	86	0	74	49	0
26	r8	86	0	74	49	0

Continued on next page...

Continued from previous page...

Mol	Chain	Non-H	H(model)	H(added)	Clashes	Symm-Clashes
26	r9	86	0	76	13	0
26	s2	86	0	76	17	0
26	s3	86	0	76	16	0
26	s4	86	0	76	27	0
26	s5	86	0	76	22	0
26	s6	86	0	74	39	0
26	s7	86	0	75	11	0
26	s8	86	0	76	25	0
26	s9	86	0	76	29	0
26	t2	86	0	76	60	0
26	t3	86	0	76	18	0
26	t4	86	0	76	32	0
26	t5	86	0	76	35	0
26	t6	86	0	76	51	0
26	t7	86	0	75	13	0
26	t8	86	0	76	19	0
26	t9	86	0	76	30	0
26	u2	86	0	76	49	0
26	u3	86	0	76	15	0
26	u4	86	0	76	13	0
26	u5	86	0	76	17	0
26	u6	86	0	73	20	0
26	u7	86	0	76	13	0
26	u8	86	0	76	38	0
26	u9	86	0	75	19	0
26	v2	86	0	76	25	0
26	v3	86	0	76	24	0
26	v4	86	0	76	22	0
26	v5	86	0	76	20	0
26	v6	86	0	76	32	0
26	v7	86	0	76	26	0
26	v8	86	0	72	16	0
26	v9	86	0	76	25	0
26	w2	129	0	113	63	0
26	w3	86	0	76	31	0
26	w4	86	0	76	15	0
26	w5	86	0	76	14	0
26	w6	86	0	75	42	0
26	w7	86	0	76	23	0
26	w8	86	0	76	22	0
26	w9	86	0	76	7	0
26	x2	43	0	38	13	0

Continued on next page...

Continued from previous page...

Mol	Chain	Non-H	H(model)	H(added)	Clashes	Symm-Clashes
26	x3	86	0	76	15	0
26	x4	43	0	38	17	0
26	x5	43	0	38	11	0
26	x6	86	0	76	46	0
26	x7	86	0	76	58	0
26	x8	86	0	73	3	0
26	x9	86	0	76	24	0
26	y2	86	0	76	59	0
26	y3	86	0	76	15	0
26	y4	86	0	76	14	0
26	y5	86	0	76	14	0
26	y6	129	0	114	120	0
26	y7	86	0	74	38	0
26	y8	86	0	74	14	0
26	y9	86	0	76	24	0
26	z2	86	0	76	21	0
26	z3	86	0	76	22	0
26	z4	86	0	76	24	0
26	z5	86	0	76	17	0
26	z6	86	0	76	39	0
26	z7	86	0	76	19	0
26	z8	86	0	76	22	0
26	z9	86	0	76	32	0
27	G1	43	0	38	18	0
27	H1	43	0	38	34	0
27	I1	43	0	37	6	0
27	J1	43	0	37	23	0
27	K1	43	0	38	16	0
27	L1	43	0	37	15	0
27	M1	43	0	38	24	0
27	N1	43	0	38	16	0
27	O1	43	0	38	15	0
27	P1	43	0	38	9	0
27	Q1	43	0	38	20	0
27	R1	43	0	38	13	0
27	S1	86	0	76	34	0
27	U1	43	0	37	10	0
27	V1	43	0	36	14	0
27	W1	43	0	38	23	0
27	X1	43	0	38	8	0
27	Y1	43	0	38	16	0
27	Z1	43	0	38	14	0

Continued on next page...

Continued from previous page...

Mol	Chain	Non-H	H(model)	H(added)	Clashes	Symm-Clashes
27	a1	43	0	37	12	0
27	a2	86	0	74	52	0
27	b1	43	0	38	9	0
27	b2	43	0	36	31	0
27	c1	43	0	38	24	0
27	d1	43	0	38	14	0
27	e1	43	0	38	12	0
27	f1	43	0	38	11	0
27	g1	43	0	38	21	0
27	h1	43	0	38	12	0
27	i1	43	0	38	12	0
27	j1	43	0	38	22	0
27	k1	43	0	38	10	0
27	l1	43	0	37	12	0
27	m1	43	0	38	22	0
27	n1	43	0	37	22	0
27	o1	43	0	38	16	0
27	p1	43	0	38	24	0
27	q1	43	0	38	13	0
27	r1	43	0	37	24	0
27	s1	43	0	38	12	0
27	t1	43	0	38	20	0
27	u1	43	0	37	10	0
27	v1	43	0	38	12	0
27	w1	43	0	38	20	0
27	y1	43	0	37	7	0
27	z1	43	0	38	7	0
28	34	86	0	79	53	0
28	44	86	0	80	50	0
28	A2	86	0	80	56	0
28	A8	43	0	40	8	0
28	B3	43	0	40	13	0
28	B4	43	0	39	9	0
28	B5	43	0	40	8	0
28	B6	43	0	40	2	0
28	B7	43	0	40	12	0
28	B9	43	0	39	4	0
28	C2	86	0	80	46	0
28	C8	43	0	40	11	0
28	D2	86	0	80	28	0
28	D3	43	0	40	7	0
28	D4	43	0	40	6	0

Continued on next page...

Continued from previous page...

Mol	Chain	Non-H	H(model)	H(added)	Clashes	Symm-Clashes
28	D5	43	0	39	10	0
28	D6	43	0	39	3	0
28	D7	43	0	40	6	0
28	D9	43	0	40	12	0
28	E8	43	0	40	6	0
28	F2	43	0	40	8	0
28	F3	43	0	40	5	0
28	F4	43	0	38	6	0
28	F5	43	0	40	3	0
28	F6	43	0	40	9	0
28	F7	43	0	38	4	0
28	F9	43	0	40	8	0
28	G8	43	0	40	13	0
28	H2	43	0	39	11	0
28	H3	43	0	39	6	0
28	H4	43	0	40	11	0
28	H5	43	0	40	9	0
28	H6	43	0	40	5	0
28	H7	43	0	40	11	0
28	H9	43	0	40	18	0
28	I8	43	0	40	1	0
28	J2	43	0	40	13	0
28	J3	43	0	39	5	0
28	J4	43	0	40	11	0
28	J5	43	0	40	4	0
28	J6	43	0	40	10	0
28	J7	43	0	40	8	0
28	J9	43	0	40	7	0
28	K8	43	0	40	28	0
28	L2	43	0	40	11	0
28	L3	43	0	40	1	0
28	L4	43	0	40	9	0
28	L5	43	0	40	10	0
28	L6	43	0	40	11	0
28	L7	43	0	40	3	0
28	L9	43	0	40	15	0
28	M8	43	0	40	7	0
28	N2	43	0	40	6	0
28	N3	43	0	40	13	0
28	N4	43	0	40	4	0
28	N5	43	0	40	3	0
28	N6	43	0	40	3	0

Continued on next page...

Continued from previous page...

Mol	Chain	Non-H	H(model)	H(added)	Clashes	Symm-Clashes
28	N7	43	0	40	11	0
28	N9	43	0	40	2	0
28	O8	43	0	40	10	0
28	P2	43	0	40	7	0
28	P3	43	0	40	20	0
28	P4	43	0	40	10	0
28	P5	43	0	40	11	0
28	P6	43	0	40	10	0
28	P7	43	0	40	6	0
28	P9	43	0	40	24	0
28	Q8	43	0	40	4	0
28	R2	43	0	38	21	0
28	R3	43	0	40	14	0
28	R4	43	0	40	3	0
28	R5	43	0	40	40	0
28	R6	43	0	39	3	0
28	R7	43	0	40	10	0
28	R9	43	0	40	8	0
28	T2	43	0	40	11	0
28	T3	43	0	40	17	0
28	T4	43	0	40	10	0
28	T5	43	0	40	8	0
28	T6	43	0	40	22	0
28	T7	43	0	40	17	0
28	T8	86	0	80	26	0
28	T9	43	0	40	11	0
28	U8	86	0	80	49	0
28	V2	43	0	40	15	0
28	V3	43	0	40	6	0
28	V4	43	0	38	34	0
28	V5	43	0	40	3	0
28	V6	43	0	40	16	0
28	V7	43	0	39	6	0
28	V9	43	0	40	2	0
28	X2	43	0	40	13	0
28	X3	43	0	40	5	0
28	X4	43	0	40	7	0
28	X6	43	0	40	3	0
28	X7	43	0	40	23	0
28	Y5	86	0	80	58	0
28	Y9	86	0	80	24	0
28	Z2	43	0	40	2	0

Continued on next page...

Continued from previous page...

Mol	Chain	Non-H	H(model)	H(added)	Clashes	Symm-Clashes
28	Z3	43	0	40	7	0
28	Z4	43	0	40	3	0
28	Z5	86	0	80	49	0
28	Z6	43	0	40	8	0
28	Z7	43	0	38	2	0
28	Z9	86	0	80	52	0
28	a3	86	0	78	58	0
28	a6	43	0	40	26	0
28	a7	43	0	40	7	0
28	aB	43	0	40	5	0
28	aD	43	0	40	9	0
28	aF	43	0	40	6	0
28	aH	43	0	40	3	0
28	aJ	43	0	40	9	0
28	aL	43	0	39	8	0
28	aN	43	0	40	18	0
28	aP	43	0	40	4	0
28	aR	43	0	40	19	0
28	aT	43	0	39	10	0
28	aV	43	0	40	8	0
28	aY	86	0	80	49	0
28	aZ	86	0	80	53	0
28	an	43	0	40	14	0
28	ap	43	0	40	7	0
28	ar	43	0	40	34	0
28	at	43	0	39	6	0
28	av	43	0	39	4	0
28	ax	43	0	40	3	0
28	az	43	0	40	7	0
28	b6	43	0	40	3	0
28	b7	43	0	40	10	0
28	b8	86	0	78	51	0
28	b9	86	0	76	66	0
28	bB	43	0	40	4	0
28	bD	43	0	40	9	0
28	bF	43	0	40	7	0
28	bH	43	0	40	7	0
28	bJ	43	0	40	6	0
28	bL	43	0	40	11	0
28	bN	43	0	40	24	0
28	bP	43	0	40	4	0
28	bR	43	0	40	19	0

Continued on next page...

Continued from previous page...

Mol	Chain	Non-H	H(model)	H(added)	Clashes	Symm-Clashes
28	bT	43	0	40	12	0
28	bV	43	0	40	8	0
28	bY	86	0	80	44	0
28	bZ	86	0	80	55	0
28	bn	43	0	40	13	0
28	bo	43	0	40	9	0
28	bp	43	0	38	7	0
28	bq	43	0	37	8	0
28	br	43	0	40	9	0
28	bs	43	0	39	9	0
28	bz	43	0	40	9	0
28	c3	86	0	80	43	0
28	c6	43	0	40	18	0
28	c7	43	0	39	3	0
28	c8	86	0	80	65	0
28	c9	86	0	78	52	0
28	cB	43	0	40	3	0
28	cE	43	0	40	6	0
28	cF	43	0	40	14	0
28	cH	43	0	40	9	0
28	cJ	43	0	40	4	0
28	cL	43	0	40	3	0
28	cM	43	0	40	1	0
28	cN	43	0	40	6	0
28	cO	43	0	40	8	0
28	cP	43	0	40	7	0
28	cQ	43	0	40	1	0
28	cR	43	0	40	1	0
28	cY	43	0	40	32	0
28	cn	43	0	40	7	0
28	co	43	0	40	10	0
28	cp	43	0	40	12	0
28	cq	43	0	40	11	0
28	cr	43	0	40	9	0
28	cs	43	0	40	15	0
28	cz	43	0	40	9	0
28	d3	86	0	80	27	0
28	d6	43	0	40	11	0
28	d7	43	0	39	8	0
28	d8	43	0	40	17	0
28	d9	43	0	40	23	0
28	dB	43	0	40	11	0

Continued on next page...

Continued from previous page...

Mol	Chain	Non-H	H(model)	H(added)	Clashes	Symm-Clashes
28	dD	43	0	40	8	0
28	dF	43	0	40	2	0
28	dH	43	0	40	3	0
28	dK	43	0	40	14	0
28	dL	43	0	40	10	0
28	dN	43	0	40	12	0
28	dP	43	0	40	10	0
28	dR	43	0	40	11	0
28	dT	43	0	40	5	0
28	dV	43	0	40	6	0
28	dX	43	0	40	10	0
28	dY	43	0	40	3	0
28	dd	43	0	40	28	0
28	df	43	0	37	33	0
28	dh	43	0	39	43	0
28	di	43	0	40	16	0
28	dj	43	0	40	7	0
28	dl	43	0	40	36	0
28	dn	43	0	40	5	0
28	dp	43	0	40	17	0
28	dr	43	0	40	11	0
28	dt	43	0	40	8	0
28	dv	43	0	40	35	0
28	dw	86	0	80	52	0
28	dx	86	0	80	33	0
28	e6	43	0	40	13	0
28	e7	43	0	39	5	0
28	e8	86	0	80	83	0
28	e9	86	0	80	75	0
28	eB	43	0	39	8	0
28	eD	43	0	40	9	0
28	eF	43	0	40	2	0
28	eH	43	0	40	7	0
28	eJ	43	0	40	5	0
28	eL	43	0	40	36	0
28	eN	43	0	40	3	0
28	eP	43	0	39	8	0
28	eR	43	0	39	9	0
28	eT	43	0	40	12	0
28	eV	43	0	40	13	0
28	eX	43	0	40	9	0
28	eY	86	0	80	65	0

Continued on next page...

Continued from previous page...

Mol	Chain	Non-H	H(model)	H(added)	Clashes	Symm-Clashes
28	eZ	86	0	80	65	0
28	eb	43	0	40	11	0
28	ec	43	0	40	8	0
28	ee	43	0	38	13	0
28	eg	43	0	40	10	0
28	ei	43	0	40	1	0
28	el	43	0	40	9	0
28	en	43	0	38	11	0
28	ep	43	0	40	9	0
28	er	43	0	40	2	0
28	et	43	0	40	4	0
28	ev	43	0	39	11	0
28	ey	86	0	80	46	0
28	ez	86	0	80	36	0
28	f2	43	0	40	6	0
28	f3	43	0	39	1	0
28	f8	43	0	38	53	0
28	fa	43	0	40	7	0
28	fc	43	0	40	20	0
28	ff	43	0	40	6	0
28	fi	43	0	39	20	0
28	fj	43	0	39	75	0
28	fm	43	0	40	7	0
28	fo	43	0	40	12	0
28	fq	43	0	40	3	0
28	fs	43	0	40	25	0
28	fu	43	0	40	68	0
28	fw	43	0	40	8	0
28	fy	43	0	40	23	0
28	g8	43	0	40	8	0
28	ga	43	0	39	3	0
28	gd	43	0	40	6	0
28	ge	43	0	40	7	0
28	gg	43	0	40	10	0
28	gi	43	0	40	5	0
28	gk	43	0	40	3	0
28	gn	43	0	40	6	0
28	gp	43	0	40	7	0
28	gr	43	0	39	4	0
28	gt	43	0	40	11	0
28	gv	43	0	40	4	0
28	gx	43	0	40	10	0

Continued on next page...

Continued from previous page...

Mol	Chain	Non-H	H(model)	H(added)	Clashes	Symm-Clashes
28	gy	86	0	80	30	0
28	gz	86	0	80	26	0
28	h2	43	0	40	11	0
28	h3	43	0	39	12	0
28	h8	43	0	40	12	0
28	hB	43	0	40	14	0
28	hD	43	0	40	5	0
28	hG	43	0	40	5	0
28	hH	43	0	40	3	0
28	hJ	43	0	40	1	0
28	hL	43	0	40	3	0
28	hN	43	0	40	3	0
28	hP	43	0	40	4	0
28	hR	43	0	40	27	0
28	hT	43	0	40	2	0
28	hV	43	0	40	3	0
28	hX	43	0	40	3	0
28	hY	86	0	80	44	0
28	hZ	86	0	80	30	0
28	iC	43	0	40	2	0
28	iD	43	0	40	2	0
28	iE	43	0	40	10	0
28	iF	43	0	39	7	0
28	iG	43	0	40	14	0
28	iH	43	0	40	17	0
28	j2	43	0	40	9	0
28	j3	43	0	40	3	0
28	jI	43	0	40	2	0
28	jJ	43	0	40	3	0
28	jK	43	0	40	14	0
28	jL	43	0	40	13	0
28	jM	43	0	40	19	0
28	jN	43	0	40	18	0
28	jO	43	0	40	36	0
28	jP	43	0	40	20	0
28	kQ	43	0	40	11	0
28	kR	43	0	40	3	0
28	kS	43	0	40	4	0
28	kT	43	0	40	6	0
28	kU	43	0	40	10	0
28	kV	43	0	40	13	0
28	kW	43	0	40	11	0

Continued on next page...

Continued from previous page...

Mol	Chain	Non-H	H(model)	H(added)	Clashes	Symm-Clashes
28	kX	43	0	40	10	0
28	l2	43	0	40	1	0
28	l3	43	0	39	6	0
28	l6	43	0	37	20	0
28	l7	43	0	40	7	0
28	lb	43	0	40	30	0
28	ld	43	0	40	13	0
28	lf	43	0	40	13	0
28	lh	43	0	40	9	0
28	lj	43	0	40	5	0
28	ll	43	0	40	9	0
28	ln	43	0	39	8	0
28	lp	43	0	40	10	0
28	lr	43	0	40	10	0
28	lt	43	0	39	8	0
28	lv	43	0	40	8	0
28	lx	43	0	38	3	0
28	ly	86	0	80	34	0
28	lz	86	0	80	36	0
28	n2	43	0	40	9	0
28	n3	43	0	40	5	0
28	n4	43	0	40	4	0
28	n5	43	0	40	4	0
28	n6	43	0	38	5	0
28	n7	43	0	38	12	0
28	n8	43	0	40	7	0
28	n9	43	0	40	11	0
28	o8	43	0	40	16	0
28	p2	43	0	40	16	0
28	p3	43	0	40	10	0
28	p4	43	0	40	8	0
28	p5	43	0	40	9	0
28	p6	43	0	39	19	0
28	p7	43	0	38	4	0
28	p8	43	0	40	8	0
28	p9	43	0	40	8	0
28	r2	43	0	40	12	0
28	r3	43	0	37	24	0
28	r4	43	0	39	12	0
28	r5	43	0	39	13	0
28	r6	43	0	39	10	0
28	r7	43	0	40	13	0

Continued on next page...

Continued from previous page...

Mol	Chain	Non-H	H(model)	H(added)	Clashes	Symm-Clashes
28	r9	43	0	40	32	0
28	s7	43	0	40	30	0
28	t2	43	0	40	18	0
28	t3	43	0	39	3	0
28	t4	43	0	40	5	0
28	t5	43	0	40	6	0
28	t6	43	0	40	17	0
28	t7	43	0	40	9	0
28	t9	43	0	39	7	0
28	u6	43	0	40	31	0
28	v2	43	0	40	7	0
28	v3	43	0	40	12	0
28	v4	43	0	40	9	0
28	v5	43	0	40	13	0
28	v6	43	0	40	7	0
28	v7	43	0	40	14	0
28	v9	43	0	39	7	0
28	w8	43	0	40	7	0
28	x2	43	0	40	5	0
28	x3	43	0	39	7	0
28	x4	43	0	40	9	0
28	x5	43	0	40	9	0
28	x6	43	0	40	10	0
28	x7	43	0	40	18	0
28	x9	43	0	40	5	0
28	y6	43	0	40	17	0
28	y7	43	0	40	39	0
28	y8	43	0	39	2	0
28	z2	43	0	40	6	0
28	z3	43	0	40	5	0
28	z4	43	0	40	3	0
28	z5	43	0	40	10	0
28	z6	43	0	40	18	0
28	z7	43	0	40	9	0
28	z9	43	0	40	5	0
29	34	43	0	36	14	0
29	44	43	0	35	3	0
29	A2	43	0	37	19	0
29	C2	43	0	37	16	0
29	D2	43	0	36	8	0
29	T8	43	0	37	3	0
29	U8	43	0	37	14	0

Continued on next page...

Continued from previous page...

Mol	Chain	Non-H	H(model)	H(added)	Clashes	Symm-Clashes
29	Y5	43	0	36	17	0
29	Y9	43	0	37	3	0
29	Z5	43	0	37	4	0
29	Z9	43	0	35	5	0
29	a3	43	0	37	18	0
29	aY	43	0	37	11	0
29	aZ	43	0	37	6	0
29	b8	43	0	37	17	0
29	b9	43	0	37	17	0
29	bY	43	0	37	12	0
29	bZ	43	0	37	7	0
29	c3	43	0	37	13	0
29	c8	43	0	34	3	0
29	c9	43	0	37	12	0
29	d3	43	0	37	6	0
29	d8	43	0	34	20	0
29	d9	43	0	36	28	0
29	dw	43	0	37	5	0
29	dx	43	0	37	9	0
29	e8	43	0	37	11	0
29	e9	43	0	37	12	0
29	eY	43	0	37	43	0
29	eZ	43	0	37	85	0
29	ey	43	0	37	10	0
29	ez	43	0	37	9	0
29	gy	43	0	38	27	0
29	gz	43	0	38	24	0
29	hY	43	0	37	31	0
29	hZ	43	0	37	27	0
29	ly	43	0	31	27	0
29	lz	43	0	37	25	0
All	All	1234811	0	1213248	70615	0

The all-atom clashscore is defined as the number of clashes found per 1000 atoms (including hydrogen atoms). The all-atom clashscore for this structure is 29.

The worst 5 of 70615 close contacts within the same asymmetric unit are listed below, sorted by their clash magnitude.

Atom-1	Atom-2	Interatomic distance (Å)	Clash overlap (Å)
10:aQ:139:CYS:SG	26:aQ:202:PEB:H3A1	1.24	1.77
12:U8:134:CYS:SG	28:U8:1006:PUB:HAA1	1.26	1.75

Continued on next page...

Continued from previous page...

Atom-1	Atom-2	Interatomic distance (Å)	Clash overlap (Å)
10:i7:82:CYS:SG	26:i7:201:PEB:HAA2	1.24	1.73
11:P3:50:CYS:SG	28:P3:203:PUB:HAA1	1.28	1.72
11:ff:158:CYS:SG	26:ff:202:PEB:HAA1	1.18	1.72

There are no symmetry-related clashes.

5.3 Torsion angles (i)

5.3.1 Protein backbone (i)

In the following table, the Percentiles column shows the percent Ramachandran outliers of the chain as a percentile score with respect to all PDB entries followed by that with respect to all EM entries.

The Analysed column shows the number of residues for which the backbone conformation was analysed, and the total number of residues.

Mol	Chain	Analysed	Favoured	Allowed	Outliers	Percentiles	
1	A1	217/260 (84%)	204 (94%)	13 (6%)	0	100	100
1	B1	218/260 (84%)	202 (93%)	16 (7%)	0	100	100
2	C1	152/192 (79%)	139 (91%)	12 (8%)	1 (1%)	19	53
2	D1	151/192 (79%)	135 (89%)	13 (9%)	3 (2%)	6	33
3	E1	257/307 (84%)	244 (95%)	10 (4%)	3 (1%)	11	43
3	F1	257/307 (84%)	243 (95%)	11 (4%)	3 (1%)	11	43
4	G1	158/161 (98%)	155 (98%)	3 (2%)	0	100	100
4	I1	158/161 (98%)	155 (98%)	3 (2%)	0	100	100
4	K1	158/161 (98%)	154 (98%)	4 (2%)	0	100	100
4	N1	158/161 (98%)	154 (98%)	4 (2%)	0	100	100
4	P1	158/161 (98%)	153 (97%)	5 (3%)	0	100	100
4	R1	158/161 (98%)	153 (97%)	3 (2%)	2 (1%)	10	41
4	T1	158/161 (98%)	155 (98%)	3 (2%)	0	100	100
4	X1	158/161 (98%)	155 (98%)	3 (2%)	0	100	100
4	Z1	158/161 (98%)	155 (98%)	3 (2%)	0	100	100
4	b1	158/161 (98%)	155 (98%)	3 (2%)	0	100	100
4	d1	158/161 (98%)	154 (98%)	4 (2%)	0	100	100

Continued on next page...

Continued from previous page...

Mol	Chain	Analysed	Favoured	Allowed	Outliers	Percentiles	
4	f1	158/161 (98%)	155 (98%)	3 (2%)	0	100	100
4	i1	158/161 (98%)	155 (98%)	3 (2%)	0	100	100
4	k1	158/161 (98%)	155 (98%)	3 (2%)	0	100	100
4	o1	158/161 (98%)	152 (96%)	6 (4%)	0	100	100
4	q1	158/161 (98%)	155 (98%)	3 (2%)	0	100	100
4	s1	158/161 (98%)	151 (96%)	6 (4%)	1 (1%)	22	56
4	u1	158/161 (98%)	154 (98%)	4 (2%)	0	100	100
4	w1	158/161 (98%)	155 (98%)	3 (2%)	0	100	100
4	y1	158/161 (98%)	153 (97%)	5 (3%)	0	100	100
5	H1	159/161 (99%)	155 (98%)	4 (2%)	0	100	100
5	J1	159/161 (99%)	155 (98%)	4 (2%)	0	100	100
5	L1	159/161 (99%)	156 (98%)	3 (2%)	0	100	100
5	M1	159/161 (99%)	155 (98%)	4 (2%)	0	100	100
5	O1	159/161 (99%)	155 (98%)	4 (2%)	0	100	100
5	S1	159/161 (99%)	154 (97%)	4 (2%)	1 (1%)	22	56
5	U1	159/161 (99%)	156 (98%)	2 (1%)	1 (1%)	22	56
5	W1	159/161 (99%)	155 (98%)	4 (2%)	0	100	100
5	Y1	159/161 (99%)	156 (98%)	3 (2%)	0	100	100
5	a1	159/161 (99%)	156 (98%)	3 (2%)	0	100	100
5	c1	159/161 (99%)	154 (97%)	5 (3%)	0	100	100
5	e1	158/161 (98%)	154 (98%)	4 (2%)	0	100	100
5	h1	159/161 (99%)	155 (98%)	4 (2%)	0	100	100
5	j1	159/161 (99%)	154 (97%)	4 (2%)	1 (1%)	22	56
5	l1	159/161 (99%)	155 (98%)	4 (2%)	0	100	100
5	n1	159/161 (99%)	155 (98%)	4 (2%)	0	100	100
5	p1	159/161 (99%)	156 (98%)	3 (2%)	0	100	100
5	r1	159/161 (99%)	154 (97%)	5 (3%)	0	100	100
5	t1	159/161 (99%)	155 (98%)	4 (2%)	0	100	100
5	v1	159/161 (99%)	155 (98%)	4 (2%)	0	100	100
5	x1	159/161 (99%)	155 (98%)	4 (2%)	0	100	100
5	z1	159/161 (99%)	154 (97%)	5 (3%)	0	100	100

Continued on next page...

Continued from previous page...

Mol	Chain	Analysed	Favoured	Allowed	Outliers	Percentiles
6	Q1	172/174 (99%)	164 (95%)	5 (3%)	3 (2%)	7 36
6	g1	172/174 (99%)	164 (95%)	5 (3%)	3 (2%)	7 36
7	V1	158/161 (98%)	156 (99%)	2 (1%)	0	100 100
7	m1	158/161 (98%)	156 (99%)	2 (1%)	0	100 100
8	a2	795/885 (90%)	746 (94%)	43 (5%)	6 (1%)	16 51
8	b2	795/885 (90%)	730 (92%)	56 (7%)	9 (1%)	12 45
9	c2	89/93 (96%)	79 (89%)	8 (9%)	2 (2%)	5 31
9	d2	89/93 (96%)	82 (92%)	6 (7%)	1 (1%)	12 45
10	A3	162/164 (99%)	152 (94%)	9 (6%)	1 (1%)	22 56
10	A4	162/164 (99%)	152 (94%)	9 (6%)	1 (1%)	22 56
10	A5	162/164 (99%)	146 (90%)	14 (9%)	2 (1%)	11 43
10	A6	162/164 (99%)	156 (96%)	2 (1%)	4 (2%)	4 29
10	A7	162/164 (99%)	153 (94%)	5 (3%)	4 (2%)	4 29
10	A9	162/164 (99%)	155 (96%)	6 (4%)	1 (1%)	22 56
10	B8	162/164 (99%)	154 (95%)	7 (4%)	1 (1%)	22 56
10	C3	162/164 (99%)	150 (93%)	11 (7%)	1 (1%)	22 56
10	C4	162/164 (99%)	149 (92%)	12 (7%)	1 (1%)	22 56
10	C5	162/164 (99%)	148 (91%)	13 (8%)	1 (1%)	22 56
10	C6	162/164 (99%)	148 (91%)	10 (6%)	4 (2%)	4 29
10	C7	162/164 (99%)	153 (94%)	5 (3%)	4 (2%)	4 29
10	C9	162/164 (99%)	155 (96%)	7 (4%)	0	100 100
10	D8	162/164 (99%)	155 (96%)	7 (4%)	0	100 100
10	E2	162/164 (99%)	154 (95%)	7 (4%)	1 (1%)	22 56
10	E3	162/164 (99%)	149 (92%)	12 (7%)	1 (1%)	22 56
10	E4	162/164 (99%)	146 (90%)	15 (9%)	1 (1%)	22 56
10	E5	162/164 (99%)	147 (91%)	14 (9%)	1 (1%)	22 56
10	E6	162/164 (99%)	151 (93%)	7 (4%)	4 (2%)	4 29
10	E7	162/164 (99%)	150 (93%)	8 (5%)	4 (2%)	4 29
10	E9	162/164 (99%)	153 (94%)	9 (6%)	0	100 100
10	F8	162/164 (99%)	154 (95%)	8 (5%)	0	100 100
10	G2	162/164 (99%)	151 (93%)	10 (6%)	1 (1%)	22 56

Continued on next page...

Continued from previous page...

Mol	Chain	Analysed	Favoured	Allowed	Outliers	Percentiles	
10	G3	162/164 (99%)	149 (92%)	12 (7%)	1 (1%)	22	56
10	G4	162/164 (99%)	149 (92%)	12 (7%)	1 (1%)	22	56
10	G5	162/164 (99%)	150 (93%)	11 (7%)	1 (1%)	22	56
10	G6	162/164 (99%)	154 (95%)	4 (2%)	4 (2%)	4	29
10	G7	161/164 (98%)	152 (94%)	5 (3%)	4 (2%)	4	29
10	G9	162/164 (99%)	154 (95%)	8 (5%)	0	100	100
10	H8	162/164 (99%)	153 (94%)	9 (6%)	0	100	100
10	I2	162/164 (99%)	152 (94%)	10 (6%)	0	100	100
10	I3	162/164 (99%)	150 (93%)	12 (7%)	0	100	100
10	I4	162/164 (99%)	147 (91%)	14 (9%)	1 (1%)	22	56
10	I5	162/164 (99%)	149 (92%)	12 (7%)	1 (1%)	22	56
10	I6	161/164 (98%)	153 (95%)	4 (2%)	4 (2%)	4	29
10	I7	162/164 (99%)	151 (93%)	7 (4%)	4 (2%)	4	29
10	I9	162/164 (99%)	155 (96%)	7 (4%)	0	100	100
10	J8	162/164 (99%)	155 (96%)	7 (4%)	0	100	100
10	K2	162/164 (99%)	149 (92%)	12 (7%)	1 (1%)	22	56
10	K3	162/164 (99%)	150 (93%)	11 (7%)	1 (1%)	22	56
10	K4	162/164 (99%)	150 (93%)	11 (7%)	1 (1%)	22	56
10	K5	162/164 (99%)	151 (93%)	11 (7%)	0	100	100
10	K6	162/164 (99%)	153 (94%)	6 (4%)	3 (2%)	6	34
10	K7	162/164 (99%)	149 (92%)	9 (6%)	4 (2%)	4	29
10	K9	162/164 (99%)	154 (95%)	8 (5%)	0	100	100
10	L8	162/164 (99%)	153 (94%)	9 (6%)	0	100	100
10	M2	162/164 (99%)	152 (94%)	10 (6%)	0	100	100
10	M3	162/164 (99%)	150 (93%)	11 (7%)	1 (1%)	22	56
10	M4	162/164 (99%)	150 (93%)	11 (7%)	1 (1%)	22	56
10	M5	162/164 (99%)	150 (93%)	12 (7%)	0	100	100
10	M6	162/164 (99%)	156 (96%)	5 (3%)	1 (1%)	22	56
10	M7	162/164 (99%)	151 (93%)	7 (4%)	4 (2%)	4	29
10	M9	162/164 (99%)	153 (94%)	9 (6%)	0	100	100
10	N8	162/164 (99%)	155 (96%)	7 (4%)	0	100	100

Continued on next page...

Continued from previous page...

Mol	Chain	Analysed	Favoured	Allowed	Outliers	Percentiles	
10	O2	162/164 (99%)	153 (94%)	9 (6%)	0	100	100
10	O3	162/164 (99%)	149 (92%)	12 (7%)	1 (1%)	22	56
10	O4	162/164 (99%)	151 (93%)	11 (7%)	0	100	100
10	O5	162/164 (99%)	150 (93%)	12 (7%)	0	100	100
10	O6	162/164 (99%)	150 (93%)	8 (5%)	4 (2%)	4	29
10	O7	162/164 (99%)	151 (93%)	8 (5%)	3 (2%)	6	34
10	O9	162/164 (99%)	155 (96%)	7 (4%)	0	100	100
10	P8	162/164 (99%)	153 (94%)	9 (6%)	0	100	100
10	Q2	162/164 (99%)	150 (93%)	11 (7%)	1 (1%)	22	56
10	Q3	162/164 (99%)	149 (92%)	12 (7%)	1 (1%)	22	56
10	Q4	162/164 (99%)	150 (93%)	12 (7%)	0	100	100
10	Q5	162/164 (99%)	150 (93%)	12 (7%)	0	100	100
10	Q6	162/164 (99%)	152 (94%)	6 (4%)	4 (2%)	4	29
10	Q7	162/164 (99%)	151 (93%)	7 (4%)	4 (2%)	4	29
10	Q9	162/164 (99%)	153 (94%)	9 (6%)	0	100	100
10	S2	162/164 (99%)	152 (94%)	10 (6%)	0	100	100
10	S3	162/164 (99%)	151 (93%)	10 (6%)	1 (1%)	22	56
10	S4	162/164 (99%)	150 (93%)	12 (7%)	0	100	100
10	S5	162/164 (99%)	150 (93%)	12 (7%)	0	100	100
10	S6	162/164 (99%)	152 (94%)	7 (4%)	3 (2%)	6	34
10	S7	162/164 (99%)	152 (94%)	6 (4%)	4 (2%)	4	29
10	S9	162/164 (99%)	155 (96%)	7 (4%)	0	100	100
10	U2	162/164 (99%)	150 (93%)	11 (7%)	1 (1%)	22	56
10	U3	162/164 (99%)	151 (93%)	10 (6%)	1 (1%)	22	56
10	U4	162/164 (99%)	150 (93%)	12 (7%)	0	100	100
10	U5	162/164 (99%)	151 (93%)	10 (6%)	1 (1%)	22	56
10	U6	162/164 (99%)	151 (93%)	7 (4%)	4 (2%)	4	29
10	U7	162/164 (99%)	153 (94%)	5 (3%)	4 (2%)	4	29
10	U9	162/164 (99%)	153 (94%)	9 (6%)	0	100	100
10	W2	162/164 (99%)	151 (93%)	10 (6%)	1 (1%)	22	56
10	W3	162/164 (99%)	151 (93%)	10 (6%)	1 (1%)	22	56

Continued on next page...

Continued from previous page...

Mol	Chain	Analysed	Favoured	Allowed	Outliers	Percentiles	
10	W4	162/164 (99%)	150 (93%)	12 (7%)	0	100	100
10	W6	162/164 (99%)	156 (96%)	2 (1%)	4 (2%)	4	29
10	W7	162/164 (99%)	154 (95%)	4 (2%)	4 (2%)	4	29
10	Y2	162/164 (99%)	151 (93%)	11 (7%)	0	100	100
10	Y3	162/164 (99%)	149 (92%)	12 (7%)	1 (1%)	22	56
10	Y4	162/164 (99%)	151 (93%)	10 (6%)	1 (1%)	22	56
10	Y6	162/164 (99%)	152 (94%)	7 (4%)	3 (2%)	6	34
10	Y7	162/164 (99%)	153 (94%)	5 (3%)	4 (2%)	4	29
10	aA	162/164 (99%)	151 (93%)	9 (6%)	2 (1%)	11	43
10	aC	162/164 (99%)	153 (94%)	8 (5%)	1 (1%)	22	56
10	aE	162/164 (99%)	152 (94%)	8 (5%)	2 (1%)	11	43
10	aG	162/164 (99%)	153 (94%)	9 (6%)	0	100	100
10	aI	162/164 (99%)	153 (94%)	8 (5%)	1 (1%)	22	56
10	aK	162/164 (99%)	151 (93%)	10 (6%)	1 (1%)	22	56
10	aM	162/164 (99%)	151 (93%)	10 (6%)	1 (1%)	22	56
10	aO	162/164 (99%)	150 (93%)	11 (7%)	1 (1%)	22	56
10	aQ	162/164 (99%)	153 (94%)	8 (5%)	1 (1%)	22	56
10	aS	162/164 (99%)	152 (94%)	9 (6%)	1 (1%)	22	56
10	aU	162/164 (99%)	152 (94%)	9 (6%)	1 (1%)	22	56
10	am	162/164 (99%)	156 (96%)	5 (3%)	1 (1%)	22	56
10	ao	162/164 (99%)	155 (96%)	6 (4%)	1 (1%)	22	56
10	aq	162/164 (99%)	154 (95%)	7 (4%)	1 (1%)	22	56
10	as	162/164 (99%)	154 (95%)	8 (5%)	0	100	100
10	au	162/164 (99%)	154 (95%)	7 (4%)	1 (1%)	22	56
10	aw	162/164 (99%)	155 (96%)	7 (4%)	0	100	100
10	ay	162/164 (99%)	154 (95%)	8 (5%)	0	100	100
10	bA	162/164 (99%)	150 (93%)	11 (7%)	1 (1%)	22	56
10	bC	162/164 (99%)	152 (94%)	8 (5%)	2 (1%)	11	43
10	bE	162/164 (99%)	151 (93%)	9 (6%)	2 (1%)	11	43
10	bG	162/164 (99%)	150 (93%)	11 (7%)	1 (1%)	22	56
10	bI	162/164 (99%)	153 (94%)	8 (5%)	1 (1%)	22	56

Continued on next page...

Continued from previous page...

Mol	Chain	Analysed	Favoured	Allowed	Outliers	Percentiles	
10	bK	162/164 (99%)	151 (93%)	9 (6%)	2 (1%)	11	43
10	bM	162/164 (99%)	151 (93%)	10 (6%)	1 (1%)	22	56
10	bO	162/164 (99%)	150 (93%)	11 (7%)	1 (1%)	22	56
10	bQ	162/164 (99%)	153 (94%)	8 (5%)	1 (1%)	22	56
10	bS	162/164 (99%)	152 (94%)	9 (6%)	1 (1%)	22	56
10	bU	162/164 (99%)	151 (93%)	10 (6%)	1 (1%)	22	56
10	bm	162/164 (99%)	153 (94%)	8 (5%)	1 (1%)	22	56
10	bt	162/164 (99%)	153 (94%)	8 (5%)	1 (1%)	22	56
10	bu	162/164 (99%)	152 (94%)	9 (6%)	1 (1%)	22	56
10	bv	162/164 (99%)	157 (97%)	5 (3%)	0	100	100
10	bw	162/164 (99%)	154 (95%)	6 (4%)	2 (1%)	11	43
10	bx	162/164 (99%)	153 (94%)	8 (5%)	1 (1%)	22	56
10	by	162/164 (99%)	156 (96%)	5 (3%)	1 (1%)	22	56
10	cA	162/164 (99%)	153 (94%)	8 (5%)	1 (1%)	22	56
10	cC	162/164 (99%)	155 (96%)	5 (3%)	2 (1%)	11	43
10	cD	162/164 (99%)	152 (94%)	7 (4%)	3 (2%)	6	34
10	cG	162/164 (99%)	155 (96%)	7 (4%)	0	100	100
10	cI	162/164 (99%)	152 (94%)	10 (6%)	0	100	100
10	cK	162/164 (99%)	152 (94%)	10 (6%)	0	100	100
10	cS	162/164 (99%)	153 (94%)	8 (5%)	1 (1%)	22	56
10	cT	162/164 (99%)	154 (95%)	8 (5%)	0	100	100
10	cU	162/164 (99%)	157 (97%)	2 (1%)	3 (2%)	6	34
10	cV	162/164 (99%)	154 (95%)	7 (4%)	1 (1%)	22	56
10	cW	162/164 (99%)	153 (94%)	7 (4%)	2 (1%)	11	43
10	cX	162/164 (99%)	154 (95%)	8 (5%)	0	100	100
10	cZ	162/164 (99%)	153 (94%)	7 (4%)	2 (1%)	11	43
10	cm	162/164 (99%)	153 (94%)	7 (4%)	2 (1%)	11	43
10	ct	162/164 (99%)	153 (94%)	7 (4%)	2 (1%)	11	43
10	cu	162/164 (99%)	154 (95%)	7 (4%)	1 (1%)	22	56
10	cv	162/164 (99%)	156 (96%)	6 (4%)	0	100	100
10	cw	162/164 (99%)	151 (93%)	9 (6%)	2 (1%)	11	43

Continued on next page...

Continued from previous page...

Mol	Chain	Analysed	Favoured	Allowed	Outliers	Percentiles	
10	cx	162/164 (99%)	153 (94%)	8 (5%)	1 (1%)	22	56
10	cy	162/164 (99%)	156 (96%)	5 (3%)	1 (1%)	22	56
10	dA	162/164 (99%)	150 (93%)	12 (7%)	0	100	100
10	dC	162/164 (99%)	148 (91%)	14 (9%)	0	100	100
10	dE	162/164 (99%)	149 (92%)	13 (8%)	0	100	100
10	dG	162/164 (99%)	149 (92%)	12 (7%)	1 (1%)	22	56
10	dI	162/164 (99%)	149 (92%)	13 (8%)	0	100	100
10	dJ	162/164 (99%)	149 (92%)	13 (8%)	0	100	100
10	dM	162/164 (99%)	149 (92%)	13 (8%)	0	100	100
10	dO	162/164 (99%)	149 (92%)	12 (7%)	1 (1%)	22	56
10	dQ	162/164 (99%)	148 (91%)	14 (9%)	0	100	100
10	dS	162/164 (99%)	149 (92%)	13 (8%)	0	100	100
10	dU	162/164 (99%)	149 (92%)	12 (7%)	1 (1%)	22	56
10	dW	162/164 (99%)	150 (93%)	12 (7%)	0	100	100
10	dZ	162/164 (99%)	149 (92%)	13 (8%)	0	100	100
10	da	162/164 (99%)	152 (94%)	8 (5%)	2 (1%)	11	43
10	db	162/164 (99%)	154 (95%)	7 (4%)	1 (1%)	22	56
10	dc	162/164 (99%)	153 (94%)	7 (4%)	2 (1%)	11	43
10	de	162/164 (99%)	152 (94%)	8 (5%)	2 (1%)	11	43
10	dg	162/164 (99%)	156 (96%)	5 (3%)	1 (1%)	22	56
10	dk	162/164 (99%)	155 (96%)	6 (4%)	1 (1%)	22	56
10	dm	162/164 (99%)	155 (96%)	6 (4%)	1 (1%)	22	56
10	do	162/164 (99%)	154 (95%)	6 (4%)	2 (1%)	11	43
10	dq	162/164 (99%)	153 (94%)	7 (4%)	2 (1%)	11	43
10	ds	162/164 (99%)	156 (96%)	4 (2%)	2 (1%)	11	43
10	du	162/164 (99%)	159 (98%)	2 (1%)	1 (1%)	22	56
10	e2	162/164 (99%)	149 (92%)	12 (7%)	1 (1%)	22	56
10	e3	162/164 (99%)	153 (94%)	9 (6%)	0	100	100
10	eA	162/164 (99%)	153 (94%)	9 (6%)	0	100	100
10	eC	162/164 (99%)	151 (93%)	10 (6%)	1 (1%)	22	56
10	eE	162/164 (99%)	152 (94%)	9 (6%)	1 (1%)	22	56

Continued on next page...

Continued from previous page...

Mol	Chain	Analysed	Favoured	Allowed	Outliers	Percentiles
10	eG	162/164 (99%)	151 (93%)	10 (6%)	1 (1%)	22 56
10	eI	162/164 (99%)	153 (94%)	8 (5%)	1 (1%)	22 56
10	eK	162/164 (99%)	152 (94%)	10 (6%)	0	100 100
10	eM	162/164 (99%)	153 (94%)	8 (5%)	1 (1%)	22 56
10	eO	162/164 (99%)	152 (94%)	10 (6%)	0	100 100
10	eQ	162/164 (99%)	150 (93%)	11 (7%)	1 (1%)	22 56
10	eS	162/164 (99%)	153 (94%)	8 (5%)	1 (1%)	22 56
10	eU	162/164 (99%)	153 (94%)	7 (4%)	2 (1%)	11 43
10	eW	162/164 (99%)	153 (94%)	9 (6%)	0	100 100
10	ea	162/164 (99%)	149 (92%)	13 (8%)	0	100 100
10	ed	162/164 (99%)	148 (91%)	14 (9%)	0	100 100
10	ef	162/164 (99%)	149 (92%)	13 (8%)	0	100 100
10	eh	162/164 (99%)	148 (91%)	14 (9%)	0	100 100
10	ej	162/164 (99%)	150 (93%)	12 (7%)	0	100 100
10	ek	162/164 (99%)	148 (91%)	14 (9%)	0	100 100
10	em	162/164 (99%)	149 (92%)	13 (8%)	0	100 100
10	eo	162/164 (99%)	149 (92%)	13 (8%)	0	100 100
10	eq	162/164 (99%)	148 (91%)	14 (9%)	0	100 100
10	es	162/164 (99%)	150 (93%)	12 (7%)	0	100 100
10	eu	162/164 (99%)	152 (94%)	10 (6%)	0	100 100
10	f6	162/164 (99%)	152 (94%)	6 (4%)	4 (2%)	4 29
10	f7	162/164 (99%)	152 (94%)	8 (5%)	2 (1%)	11 43
10	fb	162/164 (99%)	150 (93%)	9 (6%)	3 (2%)	6 34
10	fe	162/164 (99%)	150 (93%)	9 (6%)	3 (2%)	6 34
10	fg	162/164 (99%)	150 (93%)	9 (6%)	3 (2%)	6 34
10	fh	162/164 (99%)	150 (93%)	9 (6%)	3 (2%)	6 34
10	fk	162/164 (99%)	150 (93%)	9 (6%)	3 (2%)	6 34
10	fl	162/164 (99%)	150 (93%)	9 (6%)	3 (2%)	6 34
10	fn	162/164 (99%)	150 (93%)	9 (6%)	3 (2%)	6 34
10	fp	162/164 (99%)	150 (93%)	9 (6%)	3 (2%)	6 34
10	fr	162/164 (99%)	150 (93%)	9 (6%)	3 (2%)	6 34

Continued on next page...

Continued from previous page...

Mol	Chain	Analysed	Favoured	Allowed	Outliers	Percentiles	
10	ft	162/164 (99%)	154 (95%)	7 (4%)	1 (1%)	22	56
10	fv	162/164 (99%)	157 (97%)	5 (3%)	0	100	100
10	fx	162/164 (99%)	154 (95%)	7 (4%)	1 (1%)	22	56
10	g2	162/164 (99%)	149 (92%)	12 (7%)	1 (1%)	22	56
10	g3	162/164 (99%)	151 (93%)	10 (6%)	1 (1%)	22	56
10	g6	162/164 (99%)	152 (94%)	5 (3%)	5 (3%)	3	26
10	g7	162/164 (99%)	153 (94%)	8 (5%)	1 (1%)	22	56
10	gb	162/164 (99%)	158 (98%)	4 (2%)	0	100	100
10	gc	162/164 (99%)	155 (96%)	6 (4%)	1 (1%)	22	56
10	gf	162/164 (99%)	156 (96%)	3 (2%)	3 (2%)	6	34
10	gh	162/164 (99%)	155 (96%)	6 (4%)	1 (1%)	22	56
10	gj	162/164 (99%)	156 (96%)	4 (2%)	2 (1%)	11	43
10	gl	162/164 (99%)	155 (96%)	6 (4%)	1 (1%)	22	56
10	gm	162/164 (99%)	157 (97%)	4 (2%)	1 (1%)	22	56
10	go	162/164 (99%)	155 (96%)	6 (4%)	1 (1%)	22	56
10	gq	162/164 (99%)	156 (96%)	5 (3%)	1 (1%)	22	56
10	gs	162/164 (99%)	154 (95%)	7 (4%)	1 (1%)	22	56
10	gu	162/164 (99%)	156 (96%)	6 (4%)	0	100	100
10	gw	162/164 (99%)	153 (94%)	7 (4%)	2 (1%)	11	43
10	h6	162/164 (99%)	154 (95%)	3 (2%)	5 (3%)	3	26
10	h7	162/164 (99%)	149 (92%)	9 (6%)	4 (2%)	4	29
10	hA	162/164 (99%)	152 (94%)	10 (6%)	0	100	100
10	hC	162/164 (99%)	151 (93%)	11 (7%)	0	100	100
10	hE	162/164 (99%)	152 (94%)	10 (6%)	0	100	100
10	hF	162/164 (99%)	151 (93%)	11 (7%)	0	100	100
10	hI	162/164 (99%)	151 (93%)	11 (7%)	0	100	100
10	hK	162/164 (99%)	152 (94%)	10 (6%)	0	100	100
10	hM	162/164 (99%)	151 (93%)	11 (7%)	0	100	100
10	hO	162/164 (99%)	152 (94%)	10 (6%)	0	100	100
10	hQ	162/164 (99%)	151 (93%)	11 (7%)	0	100	100
10	hS	162/164 (99%)	151 (93%)	11 (7%)	0	100	100

Continued on next page...

Continued from previous page...

Mol	Chain	Analysed	Favoured	Allowed	Outliers	Percentiles	
10	hU	162/164 (99%)	151 (93%)	11 (7%)	0	100	100
10	hW	162/164 (99%)	151 (93%)	11 (7%)	0	100	100
10	i2	162/164 (99%)	150 (93%)	12 (7%)	0	100	100
10	i3	162/164 (99%)	152 (94%)	9 (6%)	1 (1%)	22	56
10	i6	162/164 (99%)	157 (97%)	4 (2%)	1 (1%)	22	56
10	i7	162/164 (99%)	152 (94%)	6 (4%)	4 (2%)	4	29
10	i8	162/164 (99%)	154 (95%)	4 (2%)	4 (2%)	4	29
10	iA	162/164 (99%)	151 (93%)	10 (6%)	1 (1%)	22	56
10	iB	162/164 (99%)	149 (92%)	12 (7%)	1 (1%)	22	56
10	j6	162/164 (99%)	152 (94%)	6 (4%)	4 (2%)	4	29
10	j7	162/164 (99%)	149 (92%)	9 (6%)	4 (2%)	4	29
10	j8	162/164 (99%)	157 (97%)	5 (3%)	0	100	100
10	k2	162/164 (99%)	151 (93%)	10 (6%)	1 (1%)	22	56
10	k3	162/164 (99%)	148 (91%)	13 (8%)	1 (1%)	22	56
10	k6	162/164 (99%)	151 (93%)	7 (4%)	4 (2%)	4	29
10	k7	162/164 (99%)	152 (94%)	6 (4%)	4 (2%)	4	29
10	k8	162/164 (99%)	153 (94%)	6 (4%)	3 (2%)	6	34
10	l8	162/164 (99%)	153 (94%)	5 (3%)	4 (2%)	4	29
10	la	162/164 (99%)	149 (92%)	12 (7%)	1 (1%)	22	56
10	lc	162/164 (99%)	147 (91%)	15 (9%)	0	100	100
10	le	162/164 (99%)	148 (91%)	13 (8%)	1 (1%)	22	56
10	lg	162/164 (99%)	147 (91%)	14 (9%)	1 (1%)	22	56
10	li	162/164 (99%)	149 (92%)	12 (7%)	1 (1%)	22	56
10	lk	162/164 (99%)	145 (90%)	16 (10%)	1 (1%)	22	56
10	lm	162/164 (99%)	150 (93%)	12 (7%)	0	100	100
10	lo	162/164 (99%)	147 (91%)	14 (9%)	1 (1%)	22	56
10	lq	162/164 (99%)	147 (91%)	14 (9%)	1 (1%)	22	56
10	ls	162/164 (99%)	146 (90%)	15 (9%)	1 (1%)	22	56
10	lu	162/164 (99%)	147 (91%)	14 (9%)	1 (1%)	22	56
10	lw	162/164 (99%)	151 (93%)	9 (6%)	2 (1%)	11	43
10	m2	162/164 (99%)	151 (93%)	10 (6%)	1 (1%)	22	56

Continued on next page...

Continued from previous page...

Mol	Chain	Analysed	Favoured	Allowed	Outliers	Percentiles	
10	m3	162/164 (99%)	148 (91%)	13 (8%)	1 (1%)	22	56
10	m4	162/164 (99%)	151 (93%)	10 (6%)	1 (1%)	22	56
10	m5	162/164 (99%)	150 (93%)	11 (7%)	1 (1%)	22	56
10	m6	162/164 (99%)	151 (93%)	7 (4%)	4 (2%)	4	29
10	m7	162/164 (99%)	150 (93%)	8 (5%)	4 (2%)	4	29
10	m8	162/164 (99%)	154 (95%)	4 (2%)	4 (2%)	4	29
10	m9	162/164 (99%)	158 (98%)	3 (2%)	1 (1%)	22	56
10	o2	162/164 (99%)	150 (93%)	12 (7%)	0	100	100
10	o3	162/164 (99%)	153 (94%)	9 (6%)	0	100	100
10	o4	162/164 (99%)	148 (91%)	13 (8%)	1 (1%)	22	56
10	o5	162/164 (99%)	148 (91%)	13 (8%)	1 (1%)	22	56
10	o6	162/164 (99%)	152 (94%)	6 (4%)	4 (2%)	4	29
10	o7	162/164 (99%)	153 (94%)	5 (3%)	4 (2%)	4	29
10	o9	162/164 (99%)	155 (96%)	6 (4%)	1 (1%)	22	56
10	q2	162/164 (99%)	149 (92%)	13 (8%)	0	100	100
10	q3	162/164 (99%)	150 (93%)	11 (7%)	1 (1%)	22	56
10	q4	162/164 (99%)	148 (91%)	13 (8%)	1 (1%)	22	56
10	q5	162/164 (99%)	148 (91%)	13 (8%)	1 (1%)	22	56
10	q6	162/164 (99%)	154 (95%)	5 (3%)	3 (2%)	6	34
10	q7	162/164 (99%)	152 (94%)	6 (4%)	4 (2%)	4	29
10	q8	162/164 (99%)	152 (94%)	6 (4%)	4 (2%)	4	29
10	q9	162/164 (99%)	157 (97%)	5 (3%)	0	100	100
10	r8	162/164 (99%)	153 (94%)	5 (3%)	4 (2%)	4	29
10	s2	162/164 (99%)	150 (93%)	11 (7%)	1 (1%)	22	56
10	s3	162/164 (99%)	151 (93%)	10 (6%)	1 (1%)	22	56
10	s4	162/164 (99%)	148 (91%)	12 (7%)	2 (1%)	11	43
10	s5	162/164 (99%)	148 (91%)	12 (7%)	2 (1%)	11	43
10	s6	162/164 (99%)	151 (93%)	7 (4%)	4 (2%)	4	29
10	s7	162/164 (99%)	154 (95%)	4 (2%)	4 (2%)	4	29
10	s8	162/164 (99%)	153 (94%)	6 (4%)	3 (2%)	6	34
10	s9	162/164 (99%)	156 (96%)	6 (4%)	0	100	100

Continued on next page...

Continued from previous page...

Mol	Chain	Analysed	Favoured	Allowed	Outliers	Percentiles
10	t8	162/164 (99%)	153 (94%)	5 (3%)	4 (2%)	4 29
10	u2	162/164 (99%)	151 (93%)	10 (6%)	1 (1%)	22 56
10	u3	162/164 (99%)	150 (93%)	11 (7%)	1 (1%)	22 56
10	u4	162/164 (99%)	151 (93%)	10 (6%)	1 (1%)	22 56
10	u5	162/164 (99%)	150 (93%)	10 (6%)	2 (1%)	11 43
10	u6	162/164 (99%)	152 (94%)	6 (4%)	4 (2%)	4 29
10	u7	162/164 (99%)	153 (94%)	6 (4%)	3 (2%)	6 34
10	u8	162/164 (99%)	154 (95%)	5 (3%)	3 (2%)	6 34
10	u9	162/164 (99%)	154 (95%)	7 (4%)	1 (1%)	22 56
10	v8	162/164 (99%)	155 (96%)	6 (4%)	1 (1%)	22 56
10	w2	162/164 (99%)	151 (93%)	10 (6%)	1 (1%)	22 56
10	w3	162/164 (99%)	152 (94%)	9 (6%)	1 (1%)	22 56
10	w4	162/164 (99%)	151 (93%)	10 (6%)	1 (1%)	22 56
10	w5	162/164 (99%)	151 (93%)	10 (6%)	1 (1%)	22 56
10	w6	162/164 (99%)	156 (96%)	5 (3%)	1 (1%)	22 56
10	w7	162/164 (99%)	153 (94%)	6 (4%)	3 (2%)	6 34
10	w9	162/164 (99%)	155 (96%)	7 (4%)	0	100 100
10	x8	162/164 (99%)	156 (96%)	6 (4%)	0	100 100
10	y2	162/164 (99%)	149 (92%)	12 (7%)	1 (1%)	22 56
10	y3	162/164 (99%)	151 (93%)	11 (7%)	0	100 100
10	y4	162/164 (99%)	152 (94%)	8 (5%)	2 (1%)	11 43
10	y5	162/164 (99%)	149 (92%)	12 (7%)	1 (1%)	22 56
10	y9	162/164 (99%)	155 (96%)	7 (4%)	0	100 100
10	z8	162/164 (99%)	154 (95%)	8 (5%)	0	100 100
11	A8	175/177 (99%)	166 (95%)	9 (5%)	0	100 100
11	B3	175/177 (99%)	170 (97%)	4 (2%)	1 (1%)	22 56
11	B4	175/177 (99%)	172 (98%)	3 (2%)	0	100 100
11	B5	175/177 (99%)	173 (99%)	2 (1%)	0	100 100
11	B6	175/177 (99%)	166 (95%)	8 (5%)	1 (1%)	22 56
11	B7	175/177 (99%)	168 (96%)	7 (4%)	0	100 100
11	B9	175/177 (99%)	165 (94%)	9 (5%)	1 (1%)	22 56

Continued on next page...

Continued from previous page...

Mol	Chain	Analysed	Favoured	Allowed	Outliers	Percentiles	
11	C8	175/177 (99%)	166 (95%)	8 (5%)	1 (1%)	22	56
11	D3	175/177 (99%)	172 (98%)	2 (1%)	1 (1%)	22	56
11	D4	175/177 (99%)	172 (98%)	2 (1%)	1 (1%)	22	56
11	D5	175/177 (99%)	172 (98%)	2 (1%)	1 (1%)	22	56
11	D6	175/177 (99%)	166 (95%)	8 (5%)	1 (1%)	22	56
11	D7	175/177 (99%)	165 (94%)	9 (5%)	1 (1%)	22	56
11	D9	175/177 (99%)	167 (95%)	7 (4%)	1 (1%)	22	56
11	E8	175/177 (99%)	167 (95%)	7 (4%)	1 (1%)	22	56
11	F2	175/177 (99%)	170 (97%)	4 (2%)	1 (1%)	22	56
11	F3	175/177 (99%)	173 (99%)	2 (1%)	0	100	100
11	F4	175/177 (99%)	174 (99%)	1 (1%)	0	100	100
11	F5	175/177 (99%)	172 (98%)	3 (2%)	0	100	100
11	F6	175/177 (99%)	169 (97%)	5 (3%)	1 (1%)	22	56
11	F7	175/177 (99%)	168 (96%)	6 (3%)	1 (1%)	22	56
11	F9	175/177 (99%)	166 (95%)	9 (5%)	0	100	100
11	G8	175/177 (99%)	165 (94%)	10 (6%)	0	100	100
11	H2	175/177 (99%)	172 (98%)	3 (2%)	0	100	100
11	H3	175/177 (99%)	172 (98%)	3 (2%)	0	100	100
11	H4	175/177 (99%)	172 (98%)	2 (1%)	1 (1%)	22	56
11	H5	175/177 (99%)	171 (98%)	3 (2%)	1 (1%)	22	56
11	H6	175/177 (99%)	168 (96%)	6 (3%)	1 (1%)	22	56
11	H7	175/177 (99%)	168 (96%)	6 (3%)	1 (1%)	22	56
11	H9	175/177 (99%)	165 (94%)	9 (5%)	1 (1%)	22	56
11	I8	175/177 (99%)	165 (94%)	10 (6%)	0	100	100
11	J2	175/177 (99%)	173 (99%)	2 (1%)	0	100	100
11	J3	175/177 (99%)	171 (98%)	4 (2%)	0	100	100
11	J4	175/177 (99%)	173 (99%)	2 (1%)	0	100	100
11	J5	175/177 (99%)	172 (98%)	3 (2%)	0	100	100
11	J6	175/177 (99%)	167 (95%)	8 (5%)	0	100	100
11	J7	175/177 (99%)	167 (95%)	8 (5%)	0	100	100
11	J9	175/177 (99%)	167 (95%)	7 (4%)	1 (1%)	22	56

Continued on next page...

Continued from previous page...

Mol	Chain	Analysed	Favoured	Allowed	Outliers	Percentiles	
11	K8	175/177 (99%)	165 (94%)	10 (6%)	0	100	100
11	L2	175/177 (99%)	171 (98%)	2 (1%)	2 (1%)	12	45
11	L3	175/177 (99%)	171 (98%)	3 (2%)	1 (1%)	22	56
11	L4	175/177 (99%)	171 (98%)	3 (2%)	1 (1%)	22	56
11	L5	175/177 (99%)	171 (98%)	4 (2%)	0	100	100
11	L6	175/177 (99%)	167 (95%)	6 (3%)	2 (1%)	12	45
11	L7	175/177 (99%)	167 (95%)	8 (5%)	0	100	100
11	L9	175/177 (99%)	165 (94%)	10 (6%)	0	100	100
11	M8	175/177 (99%)	166 (95%)	9 (5%)	0	100	100
11	N2	175/177 (99%)	170 (97%)	4 (2%)	1 (1%)	22	56
11	N3	175/177 (99%)	172 (98%)	3 (2%)	0	100	100
11	N4	175/177 (99%)	171 (98%)	3 (2%)	1 (1%)	22	56
11	N5	175/177 (99%)	172 (98%)	3 (2%)	0	100	100
11	N6	175/177 (99%)	165 (94%)	10 (6%)	0	100	100
11	N7	175/177 (99%)	168 (96%)	6 (3%)	1 (1%)	22	56
11	N9	175/177 (99%)	165 (94%)	10 (6%)	0	100	100
11	O8	175/177 (99%)	167 (95%)	8 (5%)	0	100	100
11	P2	175/177 (99%)	171 (98%)	3 (2%)	1 (1%)	22	56
11	P3	175/177 (99%)	170 (97%)	4 (2%)	1 (1%)	22	56
11	P4	175/177 (99%)	171 (98%)	4 (2%)	0	100	100
11	P5	175/177 (99%)	171 (98%)	4 (2%)	0	100	100
11	P6	175/177 (99%)	169 (97%)	6 (3%)	0	100	100
11	P7	175/177 (99%)	167 (95%)	7 (4%)	1 (1%)	22	56
11	P9	175/177 (99%)	165 (94%)	9 (5%)	1 (1%)	22	56
11	Q8	175/177 (99%)	167 (95%)	8 (5%)	0	100	100
11	R2	175/177 (99%)	169 (97%)	6 (3%)	0	100	100
11	R3	175/177 (99%)	170 (97%)	4 (2%)	1 (1%)	22	56
11	R4	175/177 (99%)	172 (98%)	3 (2%)	0	100	100
11	R5	175/177 (99%)	172 (98%)	3 (2%)	0	100	100
11	R6	175/177 (99%)	169 (97%)	4 (2%)	2 (1%)	12	45
11	R7	175/177 (99%)	171 (98%)	3 (2%)	1 (1%)	22	56

Continued on next page...

Continued from previous page...

Mol	Chain	Analysed	Favoured	Allowed	Outliers	Percentiles
11	R9	175/177 (99%)	166 (95%)	9 (5%)	0	100 100
11	T2	175/177 (99%)	171 (98%)	2 (1%)	2 (1%)	12 45
11	T3	175/177 (99%)	169 (97%)	5 (3%)	1 (1%)	22 56
11	T4	175/177 (99%)	171 (98%)	4 (2%)	0	100 100
11	T5	175/177 (99%)	173 (99%)	2 (1%)	0	100 100
11	T6	175/177 (99%)	168 (96%)	7 (4%)	0	100 100
11	T7	175/177 (99%)	168 (96%)	6 (3%)	1 (1%)	22 56
11	T9	175/177 (99%)	167 (95%)	8 (5%)	0	100 100
11	V2	175/177 (99%)	173 (99%)	2 (1%)	0	100 100
11	V3	175/177 (99%)	170 (97%)	4 (2%)	1 (1%)	22 56
11	V4	175/177 (99%)	172 (98%)	3 (2%)	0	100 100
11	V5	175/177 (99%)	172 (98%)	3 (2%)	0	100 100
11	V6	175/177 (99%)	166 (95%)	8 (5%)	1 (1%)	22 56
11	V7	175/177 (99%)	169 (97%)	5 (3%)	1 (1%)	22 56
11	V9	175/177 (99%)	167 (95%)	8 (5%)	0	100 100
11	X2	175/177 (99%)	171 (98%)	2 (1%)	2 (1%)	12 45
11	X3	175/177 (99%)	171 (98%)	3 (2%)	1 (1%)	22 56
11	X4	175/177 (99%)	173 (99%)	2 (1%)	0	100 100
11	X6	175/177 (99%)	167 (95%)	7 (4%)	1 (1%)	22 56
11	X7	175/177 (99%)	167 (95%)	8 (5%)	0	100 100
11	Z2	175/177 (99%)	171 (98%)	3 (2%)	1 (1%)	22 56
11	Z3	175/177 (99%)	170 (97%)	4 (2%)	1 (1%)	22 56
11	Z4	175/177 (99%)	172 (98%)	3 (2%)	0	100 100
11	Z6	175/177 (99%)	168 (96%)	6 (3%)	1 (1%)	22 56
11	Z7	175/177 (99%)	166 (95%)	8 (5%)	1 (1%)	22 56
11	a6	175/177 (99%)	166 (95%)	9 (5%)	0	100 100
11	a7	175/177 (99%)	169 (97%)	6 (3%)	0	100 100
11	aB	175/177 (99%)	168 (96%)	6 (3%)	1 (1%)	22 56
11	aD	175/177 (99%)	170 (97%)	5 (3%)	0	100 100
11	aF	175/177 (99%)	171 (98%)	4 (2%)	0	100 100
11	aH	175/177 (99%)	169 (97%)	5 (3%)	1 (1%)	22 56

Continued on next page...

Continued from previous page...

Mol	Chain	Analysed	Favoured	Allowed	Outliers	Percentiles
11	aJ	175/177 (99%)	171 (98%)	3 (2%)	1 (1%)	22 56
11	aL	175/177 (99%)	171 (98%)	4 (2%)	0	100 100
11	aN	175/177 (99%)	168 (96%)	7 (4%)	0	100 100
11	aP	175/177 (99%)	168 (96%)	7 (4%)	0	100 100
11	aR	175/177 (99%)	168 (96%)	7 (4%)	0	100 100
11	aT	175/177 (99%)	170 (97%)	5 (3%)	0	100 100
11	aV	175/177 (99%)	169 (97%)	6 (3%)	0	100 100
11	an	175/177 (99%)	166 (95%)	9 (5%)	0	100 100
11	ap	175/177 (99%)	168 (96%)	6 (3%)	1 (1%)	22 56
11	ar	175/177 (99%)	167 (95%)	7 (4%)	1 (1%)	22 56
11	at	175/177 (99%)	167 (95%)	7 (4%)	1 (1%)	22 56
11	av	175/177 (99%)	169 (97%)	3 (2%)	3 (2%)	7 36
11	ax	175/177 (99%)	167 (95%)	7 (4%)	1 (1%)	22 56
11	az	175/177 (99%)	171 (98%)	4 (2%)	0	100 100
11	b6	175/177 (99%)	166 (95%)	8 (5%)	1 (1%)	22 56
11	b7	175/177 (99%)	168 (96%)	7 (4%)	0	100 100
11	bB	175/177 (99%)	170 (97%)	4 (2%)	1 (1%)	22 56
11	bD	175/177 (99%)	169 (97%)	6 (3%)	0	100 100
11	bF	175/177 (99%)	169 (97%)	6 (3%)	0	100 100
11	bH	175/177 (99%)	169 (97%)	5 (3%)	1 (1%)	22 56
11	bJ	175/177 (99%)	170 (97%)	4 (2%)	1 (1%)	22 56
11	bL	175/177 (99%)	169 (97%)	6 (3%)	0	100 100
11	bN	175/177 (99%)	168 (96%)	7 (4%)	0	100 100
11	bP	175/177 (99%)	168 (96%)	7 (4%)	0	100 100
11	bR	175/177 (99%)	167 (95%)	8 (5%)	0	100 100
11	bT	175/177 (99%)	168 (96%)	7 (4%)	0	100 100
11	bV	175/177 (99%)	169 (97%)	6 (3%)	0	100 100
11	bn	175/177 (99%)	168 (96%)	6 (3%)	1 (1%)	22 56
11	bo	175/177 (99%)	167 (95%)	8 (5%)	0	100 100
11	bp	175/177 (99%)	169 (97%)	6 (3%)	0	100 100
11	bq	175/177 (99%)	170 (97%)	5 (3%)	0	100 100

Continued on next page...

Continued from previous page...

Mol	Chain	Analysed	Favoured	Allowed	Outliers	Percentiles
11	br	175/177 (99%)	169 (97%)	5 (3%)	1 (1%)	22 56
11	bs	175/177 (99%)	169 (97%)	6 (3%)	0	100 100
11	bz	175/177 (99%)	169 (97%)	6 (3%)	0	100 100
11	c6	175/177 (99%)	170 (97%)	5 (3%)	0	100 100
11	c7	175/177 (99%)	165 (94%)	8 (5%)	2 (1%)	12 45
11	cB	175/177 (99%)	169 (97%)	6 (3%)	0	100 100
11	cE	175/177 (99%)	170 (97%)	5 (3%)	0	100 100
11	cF	175/177 (99%)	168 (96%)	7 (4%)	0	100 100
11	cH	175/177 (99%)	170 (97%)	5 (3%)	0	100 100
11	cJ	175/177 (99%)	172 (98%)	3 (2%)	0	100 100
11	cL	175/177 (99%)	169 (97%)	6 (3%)	0	100 100
11	cM	175/177 (99%)	171 (98%)	4 (2%)	0	100 100
11	cN	175/177 (99%)	171 (98%)	4 (2%)	0	100 100
11	cO	175/177 (99%)	170 (97%)	5 (3%)	0	100 100
11	cP	175/177 (99%)	169 (97%)	6 (3%)	0	100 100
11	cQ	175/177 (99%)	170 (97%)	5 (3%)	0	100 100
11	cR	175/177 (99%)	169 (97%)	6 (3%)	0	100 100
11	cY	175/177 (99%)	171 (98%)	4 (2%)	0	100 100
11	cn	175/177 (99%)	167 (95%)	7 (4%)	1 (1%)	22 56
11	co	175/177 (99%)	168 (96%)	7 (4%)	0	100 100
11	cp	175/177 (99%)	170 (97%)	5 (3%)	0	100 100
11	cq	175/177 (99%)	168 (96%)	7 (4%)	0	100 100
11	cr	175/177 (99%)	170 (97%)	4 (2%)	1 (1%)	22 56
11	cs	175/177 (99%)	169 (97%)	5 (3%)	1 (1%)	22 56
11	cz	175/177 (99%)	169 (97%)	6 (3%)	0	100 100
11	d6	175/177 (99%)	166 (95%)	9 (5%)	0	100 100
11	d7	175/177 (99%)	168 (96%)	6 (3%)	1 (1%)	22 56
11	dB	175/177 (99%)	171 (98%)	4 (2%)	0	100 100
11	dD	175/177 (99%)	169 (97%)	6 (3%)	0	100 100
11	dF	175/177 (99%)	169 (97%)	6 (3%)	0	100 100
11	dH	175/177 (99%)	169 (97%)	6 (3%)	0	100 100

Continued on next page...

Continued from previous page...

Mol	Chain	Analysed	Favoured	Allowed	Outliers	Percentiles	
11	dK	175/177 (99%)	168 (96%)	6 (3%)	1 (1%)	22	56
11	dL	175/177 (99%)	170 (97%)	4 (2%)	1 (1%)	22	56
11	dN	175/177 (99%)	169 (97%)	5 (3%)	1 (1%)	22	56
11	dP	175/177 (99%)	167 (95%)	7 (4%)	1 (1%)	22	56
11	dR	175/177 (99%)	169 (97%)	6 (3%)	0	100	100
11	dT	175/177 (99%)	169 (97%)	6 (3%)	0	100	100
11	dV	175/177 (99%)	168 (96%)	7 (4%)	0	100	100
11	dX	175/177 (99%)	168 (96%)	6 (3%)	1 (1%)	22	56
11	dY	175/177 (99%)	170 (97%)	5 (3%)	0	100	100
11	dd	175/177 (99%)	169 (97%)	6 (3%)	0	100	100
11	df	175/177 (99%)	170 (97%)	5 (3%)	0	100	100
11	dh	175/177 (99%)	171 (98%)	4 (2%)	0	100	100
11	di	175/177 (99%)	171 (98%)	4 (2%)	0	100	100
11	dj	175/177 (99%)	170 (97%)	5 (3%)	0	100	100
11	dl	175/177 (99%)	172 (98%)	3 (2%)	0	100	100
11	dn	175/177 (99%)	170 (97%)	5 (3%)	0	100	100
11	dp	175/177 (99%)	170 (97%)	5 (3%)	0	100	100
11	dr	175/177 (99%)	173 (99%)	2 (1%)	0	100	100
11	dt	175/177 (99%)	170 (97%)	5 (3%)	0	100	100
11	dv	175/177 (99%)	171 (98%)	4 (2%)	0	100	100
11	e6	175/177 (99%)	170 (97%)	5 (3%)	0	100	100
11	e7	175/177 (99%)	166 (95%)	8 (5%)	1 (1%)	22	56
11	eB	175/177 (99%)	169 (97%)	6 (3%)	0	100	100
11	eD	175/177 (99%)	169 (97%)	6 (3%)	0	100	100
11	eF	175/177 (99%)	168 (96%)	7 (4%)	0	100	100
11	eH	175/177 (99%)	169 (97%)	6 (3%)	0	100	100
11	eJ	175/177 (99%)	169 (97%)	6 (3%)	0	100	100
11	eL	175/177 (99%)	168 (96%)	7 (4%)	0	100	100
11	eN	175/177 (99%)	168 (96%)	7 (4%)	0	100	100
11	eP	175/177 (99%)	169 (97%)	6 (3%)	0	100	100
11	eR	175/177 (99%)	170 (97%)	5 (3%)	0	100	100

Continued on next page...

Continued from previous page...

Mol	Chain	Analysed	Favoured	Allowed	Outliers	Percentiles	
11	eT	175/177 (99%)	168 (96%)	7 (4%)	0	100	100
11	eV	175/177 (99%)	167 (95%)	8 (5%)	0	100	100
11	eX	175/177 (99%)	168 (96%)	7 (4%)	0	100	100
11	eb	175/177 (99%)	171 (98%)	3 (2%)	1 (1%)	22	56
11	ec	175/177 (99%)	169 (97%)	5 (3%)	1 (1%)	22	56
11	ee	175/177 (99%)	167 (95%)	8 (5%)	0	100	100
11	eg	175/177 (99%)	170 (97%)	5 (3%)	0	100	100
11	ei	175/177 (99%)	170 (97%)	5 (3%)	0	100	100
11	el	175/177 (99%)	170 (97%)	4 (2%)	1 (1%)	22	56
11	en	175/177 (99%)	167 (95%)	7 (4%)	1 (1%)	22	56
11	ep	175/177 (99%)	169 (97%)	6 (3%)	0	100	100
11	er	175/177 (99%)	171 (98%)	3 (2%)	1 (1%)	22	56
11	et	175/177 (99%)	170 (97%)	5 (3%)	0	100	100
11	ev	175/177 (99%)	169 (97%)	4 (2%)	2 (1%)	12	45
11	f2	175/177 (99%)	173 (99%)	1 (1%)	1 (1%)	22	56
11	f3	175/177 (99%)	173 (99%)	2 (1%)	0	100	100
11	f8	175/177 (99%)	167 (95%)	8 (5%)	0	100	100
11	fa	175/177 (99%)	171 (98%)	4 (2%)	0	100	100
11	fc	175/177 (99%)	171 (98%)	4 (2%)	0	100	100
11	ff	175/177 (99%)	169 (97%)	6 (3%)	0	100	100
11	fi	175/177 (99%)	171 (98%)	4 (2%)	0	100	100
11	fj	175/177 (99%)	171 (98%)	4 (2%)	0	100	100
11	fm	175/177 (99%)	170 (97%)	5 (3%)	0	100	100
11	fo	175/177 (99%)	170 (97%)	5 (3%)	0	100	100
11	fq	175/177 (99%)	170 (97%)	5 (3%)	0	100	100
11	fs	175/177 (99%)	170 (97%)	5 (3%)	0	100	100
11	fu	175/177 (99%)	171 (98%)	4 (2%)	0	100	100
11	fw	175/177 (99%)	171 (98%)	4 (2%)	0	100	100
11	fy	175/177 (99%)	171 (98%)	4 (2%)	0	100	100
11	g8	175/177 (99%)	169 (97%)	6 (3%)	0	100	100
11	ga	175/177 (99%)	172 (98%)	2 (1%)	1 (1%)	22	56

Continued on next page...

Continued from previous page...

Mol	Chain	Analysed	Favoured	Allowed	Outliers	Percentiles	
11	gd	175/177 (99%)	172 (98%)	3 (2%)	0	100	100
11	ge	175/177 (99%)	171 (98%)	4 (2%)	0	100	100
11	gg	175/177 (99%)	170 (97%)	4 (2%)	1 (1%)	22	56
11	gi	175/177 (99%)	170 (97%)	5 (3%)	0	100	100
11	gk	175/177 (99%)	170 (97%)	5 (3%)	0	100	100
11	gn	175/177 (99%)	170 (97%)	4 (2%)	1 (1%)	22	56
11	gp	175/177 (99%)	170 (97%)	4 (2%)	1 (1%)	22	56
11	gr	175/177 (99%)	171 (98%)	3 (2%)	1 (1%)	22	56
11	gt	175/177 (99%)	171 (98%)	4 (2%)	0	100	100
11	gv	175/177 (99%)	170 (97%)	4 (2%)	1 (1%)	22	56
11	gx	175/177 (99%)	170 (97%)	4 (2%)	1 (1%)	22	56
11	h2	175/177 (99%)	170 (97%)	3 (2%)	2 (1%)	12	45
11	h3	175/177 (99%)	172 (98%)	3 (2%)	0	100	100
11	h8	175/177 (99%)	167 (95%)	7 (4%)	1 (1%)	22	56
11	hB	175/177 (99%)	169 (97%)	6 (3%)	0	100	100
11	hD	175/177 (99%)	169 (97%)	6 (3%)	0	100	100
11	hG	175/177 (99%)	170 (97%)	5 (3%)	0	100	100
11	hH	175/177 (99%)	170 (97%)	5 (3%)	0	100	100
11	hJ	175/177 (99%)	169 (97%)	6 (3%)	0	100	100
11	hL	175/177 (99%)	170 (97%)	5 (3%)	0	100	100
11	hN	175/177 (99%)	170 (97%)	5 (3%)	0	100	100
11	hP	175/177 (99%)	170 (97%)	5 (3%)	0	100	100
11	hR	175/177 (99%)	169 (97%)	6 (3%)	0	100	100
11	hT	175/177 (99%)	170 (97%)	5 (3%)	0	100	100
11	hV	175/177 (99%)	170 (97%)	5 (3%)	0	100	100
11	hX	175/177 (99%)	169 (97%)	6 (3%)	0	100	100
11	iC	175/177 (99%)	155 (89%)	18 (10%)	2 (1%)	12	45
11	iD	175/177 (99%)	156 (89%)	18 (10%)	1 (1%)	22	56
11	iE	144/177 (81%)	137 (95%)	5 (4%)	2 (1%)	9	40
11	iF	144/177 (81%)	127 (88%)	15 (10%)	2 (1%)	9	40
11	iG	146/177 (82%)	136 (93%)	9 (6%)	1 (1%)	19	53

Continued on next page...

Continued from previous page...

Mol	Chain	Analysed	Favoured	Allowed	Outliers	Percentiles
11	iH	146/177 (82%)	136 (93%)	9 (6%)	1 (1%)	19 53
11	j2	175/177 (99%)	170 (97%)	4 (2%)	1 (1%)	22 56
11	j3	175/177 (99%)	173 (99%)	2 (1%)	0	100 100
11	jI	142/177 (80%)	134 (94%)	7 (5%)	1 (1%)	19 53
11	jJ	142/177 (80%)	134 (94%)	7 (5%)	1 (1%)	19 53
11	jK	143/177 (81%)	132 (92%)	10 (7%)	1 (1%)	19 53
11	jL	143/177 (81%)	133 (93%)	10 (7%)	0	100 100
11	jM	143/177 (81%)	132 (92%)	11 (8%)	0	100 100
11	jN	143/177 (81%)	132 (92%)	11 (8%)	0	100 100
11	jO	143/177 (81%)	132 (92%)	10 (7%)	1 (1%)	19 53
11	jP	143/177 (81%)	133 (93%)	10 (7%)	0	100 100
11	kQ	142/177 (80%)	133 (94%)	9 (6%)	0	100 100
11	kR	142/177 (80%)	133 (94%)	9 (6%)	0	100 100
11	kS	145/177 (82%)	134 (92%)	8 (6%)	3 (2%)	5 32
11	kT	144/177 (81%)	134 (93%)	9 (6%)	1 (1%)	19 53
11	kU	142/177 (80%)	132 (93%)	10 (7%)	0	100 100
11	kV	142/177 (80%)	132 (93%)	10 (7%)	0	100 100
11	kW	145/177 (82%)	134 (92%)	10 (7%)	1 (1%)	19 53
11	kX	145/177 (82%)	134 (92%)	10 (7%)	1 (1%)	19 53
11	l2	175/177 (99%)	172 (98%)	3 (2%)	0	100 100
11	l3	175/177 (99%)	173 (99%)	2 (1%)	0	100 100
11	l6	175/177 (99%)	168 (96%)	7 (4%)	0	100 100
11	l7	175/177 (99%)	167 (95%)	8 (5%)	0	100 100
11	lb	175/177 (99%)	167 (95%)	8 (5%)	0	100 100
11	ld	175/177 (99%)	169 (97%)	6 (3%)	0	100 100
11	lf	175/177 (99%)	167 (95%)	8 (5%)	0	100 100
11	lh	175/177 (99%)	170 (97%)	5 (3%)	0	100 100
11	lj	175/177 (99%)	168 (96%)	7 (4%)	0	100 100
11	ll	175/177 (99%)	168 (96%)	7 (4%)	0	100 100
11	ln	175/177 (99%)	170 (97%)	5 (3%)	0	100 100
11	lp	175/177 (99%)	167 (95%)	8 (5%)	0	100 100

Continued on next page...

Continued from previous page...

Mol	Chain	Analysed	Favoured	Allowed	Outliers	Percentiles	
11	lr	175/177 (99%)	167 (95%)	8 (5%)	0	100	100
11	lt	175/177 (99%)	169 (97%)	6 (3%)	0	100	100
11	lv	175/177 (99%)	169 (97%)	6 (3%)	0	100	100
11	lx	175/177 (99%)	169 (97%)	6 (3%)	0	100	100
11	n2	175/177 (99%)	171 (98%)	3 (2%)	1 (1%)	22	56
11	n3	175/177 (99%)	169 (97%)	5 (3%)	1 (1%)	22	56
11	n4	175/177 (99%)	172 (98%)	3 (2%)	0	100	100
11	n5	175/177 (99%)	172 (98%)	3 (2%)	0	100	100
11	n6	175/177 (99%)	167 (95%)	7 (4%)	1 (1%)	22	56
11	n7	175/177 (99%)	167 (95%)	7 (4%)	1 (1%)	22	56
11	n8	175/177 (99%)	168 (96%)	6 (3%)	1 (1%)	22	56
11	n9	175/177 (99%)	166 (95%)	9 (5%)	0	100	100
11	o8	175/177 (99%)	168 (96%)	6 (3%)	1 (1%)	22	56
11	p2	175/177 (99%)	170 (97%)	4 (2%)	1 (1%)	22	56
11	p3	175/177 (99%)	173 (99%)	2 (1%)	0	100	100
11	p4	175/177 (99%)	172 (98%)	3 (2%)	0	100	100
11	p5	175/177 (99%)	172 (98%)	3 (2%)	0	100	100
11	p6	175/177 (99%)	168 (96%)	6 (3%)	1 (1%)	22	56
11	p7	175/177 (99%)	169 (97%)	5 (3%)	1 (1%)	22	56
11	p8	175/177 (99%)	167 (95%)	8 (5%)	0	100	100
11	p9	175/177 (99%)	166 (95%)	8 (5%)	1 (1%)	22	56
11	r2	175/177 (99%)	169 (97%)	5 (3%)	1 (1%)	22	56
11	r3	175/177 (99%)	171 (98%)	3 (2%)	1 (1%)	22	56
11	r4	175/177 (99%)	172 (98%)	2 (1%)	1 (1%)	22	56
11	r5	175/177 (99%)	172 (98%)	3 (2%)	0	100	100
11	r6	175/177 (99%)	168 (96%)	4 (2%)	3 (2%)	7	36
11	r7	175/177 (99%)	168 (96%)	6 (3%)	1 (1%)	22	56
11	r9	175/177 (99%)	167 (95%)	7 (4%)	1 (1%)	22	56
11	t2	175/177 (99%)	169 (97%)	5 (3%)	1 (1%)	22	56
11	t3	175/177 (99%)	172 (98%)	3 (2%)	0	100	100
11	t4	175/177 (99%)	167 (95%)	7 (4%)	1 (1%)	22	56

Continued on next page...

Continued from previous page...

Mol	Chain	Analysed	Favoured	Allowed	Outliers	Percentiles
11	t5	175/177 (99%)	170 (97%)	4 (2%)	1 (1%)	22 56
11	t6	175/177 (99%)	168 (96%)	6 (3%)	1 (1%)	22 56
11	t7	175/177 (99%)	166 (95%)	9 (5%)	0	100 100
11	t9	175/177 (99%)	168 (96%)	6 (3%)	1 (1%)	22 56
11	v2	175/177 (99%)	169 (97%)	5 (3%)	1 (1%)	22 56
11	v3	175/177 (99%)	173 (99%)	2 (1%)	0	100 100
11	v4	175/177 (99%)	173 (99%)	2 (1%)	0	100 100
11	v5	175/177 (99%)	172 (98%)	3 (2%)	0	100 100
11	v6	175/177 (99%)	167 (95%)	8 (5%)	0	100 100
11	v7	175/177 (99%)	166 (95%)	8 (5%)	1 (1%)	22 56
11	v9	175/177 (99%)	169 (97%)	5 (3%)	1 (1%)	22 56
11	w8	175/177 (99%)	166 (95%)	8 (5%)	1 (1%)	22 56
11	x2	175/177 (99%)	171 (98%)	3 (2%)	1 (1%)	22 56
11	x3	175/177 (99%)	172 (98%)	3 (2%)	0	100 100
11	x4	175/177 (99%)	172 (98%)	3 (2%)	0	100 100
11	x5	175/177 (99%)	172 (98%)	3 (2%)	0	100 100
11	x6	175/177 (99%)	167 (95%)	8 (5%)	0	100 100
11	x7	175/177 (99%)	165 (94%)	10 (6%)	0	100 100
11	x9	175/177 (99%)	166 (95%)	8 (5%)	1 (1%)	22 56
11	y6	175/177 (99%)	168 (96%)	6 (3%)	1 (1%)	22 56
11	y7	175/177 (99%)	166 (95%)	8 (5%)	1 (1%)	22 56
11	y8	175/177 (99%)	170 (97%)	4 (2%)	1 (1%)	22 56
11	z2	175/177 (99%)	169 (97%)	5 (3%)	1 (1%)	22 56
11	z3	175/177 (99%)	171 (98%)	3 (2%)	1 (1%)	22 56
11	z4	175/177 (99%)	172 (98%)	3 (2%)	0	100 100
11	z5	175/177 (99%)	172 (98%)	3 (2%)	0	100 100
11	z6	175/177 (99%)	169 (97%)	6 (3%)	0	100 100
11	z7	175/177 (99%)	168 (96%)	7 (4%)	0	100 100
11	z9	175/177 (99%)	170 (97%)	4 (2%)	1 (1%)	22 56
12	34	275/318 (86%)	257 (94%)	14 (5%)	4 (2%)	8 39
12	A2	275/318 (86%)	262 (95%)	10 (4%)	3 (1%)	12 45

Continued on next page...

Continued from previous page...

Mol	Chain	Analysed	Favoured	Allowed	Outliers	Percentiles	
12	U8	275/318 (86%)	257 (94%)	15 (6%)	3 (1%)	12	45
12	Y5	275/318 (86%)	259 (94%)	11 (4%)	5 (2%)	7	35
12	Z9	275/318 (86%)	257 (94%)	14 (5%)	4 (2%)	8	39
12	a3	275/318 (86%)	260 (94%)	12 (4%)	3 (1%)	12	45
12	aY	275/318 (86%)	254 (92%)	19 (7%)	2 (1%)	19	53
12	b8	275/318 (86%)	255 (93%)	15 (6%)	5 (2%)	7	35
12	b9	275/318 (86%)	250 (91%)	19 (7%)	6 (2%)	5	31
12	bY	275/318 (86%)	253 (92%)	17 (6%)	5 (2%)	7	35
12	dw	275/318 (86%)	252 (92%)	20 (7%)	3 (1%)	12	45
12	dx	275/318 (86%)	259 (94%)	14 (5%)	2 (1%)	19	53
12	ey	275/318 (86%)	262 (95%)	11 (4%)	2 (1%)	19	53
12	ez	274/318 (86%)	258 (94%)	15 (6%)	1 (0%)	30	64
13	B2	372/477 (78%)	351 (94%)	18 (5%)	3 (1%)	16	51
13	b3	372/477 (78%)	351 (94%)	17 (5%)	4 (1%)	12	45
14	44	243/285 (85%)	230 (95%)	10 (4%)	3 (1%)	11	43
14	C2	243/285 (85%)	236 (97%)	7 (3%)	0	100	100
14	D2	237/285 (83%)	226 (95%)	11 (5%)	0	100	100
14	T8	243/285 (85%)	227 (93%)	16 (7%)	0	100	100
14	Y9	243/285 (85%)	227 (93%)	16 (7%)	0	100	100
14	Z5	243/285 (85%)	228 (94%)	12 (5%)	3 (1%)	11	43
14	aZ	243/285 (85%)	231 (95%)	12 (5%)	0	100	100
14	bZ	243/285 (85%)	230 (95%)	13 (5%)	0	100	100
14	c3	243/285 (85%)	235 (97%)	8 (3%)	0	100	100
14	c8	243/285 (85%)	232 (96%)	10 (4%)	1 (0%)	30	64
14	c9	243/285 (85%)	232 (96%)	7 (3%)	4 (2%)	8	38
14	d3	237/285 (83%)	225 (95%)	12 (5%)	0	100	100
14	d8	237/285 (83%)	224 (94%)	10 (4%)	3 (1%)	10	41
14	d9	237/285 (83%)	226 (95%)	9 (4%)	2 (1%)	16	51
14	e8	237/285 (83%)	222 (94%)	13 (6%)	2 (1%)	16	51
14	e9	237/285 (83%)	219 (92%)	17 (7%)	1 (0%)	30	64
15	14	225/232 (97%)	202 (90%)	18 (8%)	5 (2%)	5	31

Continued on next page...

Continued from previous page...

Mol	Chain	Analysed	Favoured	Allowed	Outliers	Percentiles	
15	R8	224/232 (97%)	204 (91%)	17 (8%)	3 (1%)	10	41
15	W5	225/232 (97%)	199 (88%)	22 (10%)	4 (2%)	7	35
15	W9	224/232 (97%)	203 (91%)	17 (8%)	4 (2%)	7	35
15	aW	226/232 (97%)	203 (90%)	16 (7%)	7 (3%)	3	26
15	bW	226/232 (97%)	202 (89%)	17 (8%)	7 (3%)	3	26
16	24	329/371 (89%)	307 (93%)	17 (5%)	5 (2%)	8	39
16	S8	329/371 (89%)	296 (90%)	29 (9%)	4 (1%)	11	43
16	X5	329/371 (89%)	304 (92%)	18 (6%)	7 (2%)	5	32
16	X9	329/371 (89%)	296 (90%)	29 (9%)	4 (1%)	11	43
16	aX	329/371 (89%)	296 (90%)	25 (8%)	8 (2%)	5	30
16	bX	329/371 (89%)	301 (92%)	22 (7%)	6 (2%)	7	35
17	V8	160/162 (99%)	156 (98%)	4 (2%)	0	100	100
17	X8	160/162 (99%)	159 (99%)	1 (1%)	0	100	100
17	Z8	160/162 (99%)	156 (98%)	4 (2%)	0	100	100
17	a4	160/162 (99%)	156 (98%)	4 (2%)	0	100	100
17	a5	160/162 (99%)	155 (97%)	5 (3%)	0	100	100
17	aa	160/162 (99%)	156 (98%)	4 (2%)	0	100	100
17	ac	160/162 (99%)	159 (99%)	1 (1%)	0	100	100
17	ae	161/162 (99%)	158 (98%)	3 (2%)	0	100	100
17	ag	160/162 (99%)	156 (98%)	4 (2%)	0	100	100
17	ai	160/162 (99%)	159 (99%)	1 (1%)	0	100	100
17	ak	160/162 (99%)	156 (98%)	4 (2%)	0	100	100
17	b4	160/162 (99%)	157 (98%)	3 (2%)	0	100	100
17	b5	160/162 (99%)	157 (98%)	3 (2%)	0	100	100
17	ba	160/162 (99%)	156 (98%)	4 (2%)	0	100	100
17	bc	160/162 (99%)	156 (98%)	4 (2%)	0	100	100
17	be	161/162 (99%)	158 (98%)	3 (2%)	0	100	100
17	bg	160/162 (99%)	154 (96%)	6 (4%)	0	100	100
17	bi	160/162 (99%)	157 (98%)	3 (2%)	0	100	100
17	bk	160/162 (99%)	157 (98%)	3 (2%)	0	100	100
17	ca	160/162 (99%)	156 (98%)	4 (2%)	0	100	100

Continued on next page...

Continued from previous page...

Mol	Chain	Analysed	Favoured	Allowed	Outliers	Percentiles	
17	cc	160/162 (99%)	155 (97%)	5 (3%)	0	100	100
17	ce	161/162 (99%)	156 (97%)	5 (3%)	0	100	100
17	cg	160/162 (99%)	155 (97%)	5 (3%)	0	100	100
17	ci	160/162 (99%)	156 (98%)	4 (2%)	0	100	100
17	ck	160/162 (99%)	156 (98%)	4 (2%)	0	100	100
17	d4	160/162 (99%)	155 (97%)	5 (3%)	0	100	100
17	d5	160/162 (99%)	155 (97%)	5 (3%)	0	100	100
17	f4	160/162 (99%)	157 (98%)	3 (2%)	0	100	100
17	f5	160/162 (99%)	156 (98%)	4 (2%)	0	100	100
17	g9	160/162 (99%)	156 (98%)	4 (2%)	0	100	100
17	i4	160/162 (99%)	156 (98%)	4 (2%)	0	100	100
17	i5	160/162 (99%)	157 (98%)	3 (2%)	0	100	100
17	i9	160/162 (99%)	159 (99%)	1 (1%)	0	100	100
17	k4	160/162 (99%)	155 (97%)	4 (2%)	1 (1%)	22	56
17	k5	160/162 (99%)	155 (97%)	5 (3%)	0	100	100
17	k9	160/162 (99%)	156 (98%)	4 (2%)	0	100	100
18	W8	170/172 (99%)	166 (98%)	4 (2%)	0	100	100
18	Y8	170/172 (99%)	165 (97%)	4 (2%)	1 (1%)	22	56
18	ab	170/172 (99%)	165 (97%)	5 (3%)	0	100	100
18	ad	170/172 (99%)	164 (96%)	5 (3%)	1 (1%)	22	56
18	af	170/172 (99%)	166 (98%)	4 (2%)	0	100	100
18	ah	170/172 (99%)	167 (98%)	3 (2%)	0	100	100
18	aj	170/172 (99%)	165 (97%)	5 (3%)	0	100	100
18	al	170/172 (99%)	165 (97%)	4 (2%)	1 (1%)	22	56
18	bb	170/172 (99%)	164 (96%)	4 (2%)	2 (1%)	11	43
18	bd	170/172 (99%)	163 (96%)	6 (4%)	1 (1%)	22	56
18	bf	170/172 (99%)	163 (96%)	6 (4%)	1 (1%)	22	56
18	bh	170/172 (99%)	164 (96%)	6 (4%)	0	100	100
18	bj	171/172 (99%)	165 (96%)	5 (3%)	1 (1%)	22	56
18	bl	170/172 (99%)	164 (96%)	5 (3%)	1 (1%)	22	56
18	c4	170/172 (99%)	164 (96%)	6 (4%)	0	100	100

Continued on next page...

Continued from previous page...

Mol	Chain	Analysed	Favoured	Allowed	Outliers	Percentiles	
18	c5	170/172 (99%)	164 (96%)	6 (4%)	0	100	100
18	cb	170/172 (99%)	164 (96%)	6 (4%)	0	100	100
18	cd	170/172 (99%)	164 (96%)	5 (3%)	1 (1%)	22	56
18	cf	170/172 (99%)	163 (96%)	6 (4%)	1 (1%)	22	56
18	ch	170/172 (99%)	163 (96%)	6 (4%)	1 (1%)	22	56
18	cj	171/172 (99%)	165 (96%)	5 (3%)	1 (1%)	22	56
18	cl	170/172 (99%)	165 (97%)	5 (3%)	0	100	100
18	e4	170/172 (99%)	166 (98%)	3 (2%)	1 (1%)	22	56
18	e5	170/172 (99%)	168 (99%)	1 (1%)	1 (1%)	22	56
18	f9	170/172 (99%)	166 (98%)	4 (2%)	0	100	100
18	g4	170/172 (99%)	163 (96%)	7 (4%)	0	100	100
18	g5	170/172 (99%)	162 (95%)	8 (5%)	0	100	100
18	h4	170/172 (99%)	165 (97%)	4 (2%)	1 (1%)	22	56
18	h5	170/172 (99%)	164 (96%)	6 (4%)	0	100	100
18	h9	170/172 (99%)	167 (98%)	3 (2%)	0	100	100
18	j4	171/172 (99%)	166 (97%)	5 (3%)	0	100	100
18	j5	171/172 (99%)	166 (97%)	5 (3%)	0	100	100
18	j9	170/172 (99%)	168 (99%)	2 (1%)	0	100	100
18	l4	170/172 (99%)	163 (96%)	7 (4%)	0	100	100
18	l5	170/172 (99%)	163 (96%)	7 (4%)	0	100	100
18	l9	170/172 (99%)	165 (97%)	4 (2%)	1 (1%)	22	56
19	a8	360/514 (70%)	326 (91%)	29 (8%)	5 (1%)	9	40
19	a9	360/514 (70%)	329 (91%)	26 (7%)	5 (1%)	9	40
20	dy	301/352 (86%)	279 (93%)	21 (7%)	1 (0%)	37	68
20	dz	301/352 (86%)	278 (92%)	22 (7%)	1 (0%)	37	68
21	ew	231/276 (84%)	210 (91%)	20 (9%)	1 (0%)	30	64
21	ex	231/276 (84%)	212 (92%)	19 (8%)	0	100	100
21	fd	194/276 (70%)	177 (91%)	15 (8%)	2 (1%)	13	46
21	fz	194/276 (70%)	177 (91%)	15 (8%)	2 (1%)	13	46
22	eY	307/352 (87%)	279 (91%)	26 (8%)	2 (1%)	19	53
22	eZ	307/352 (87%)	276 (90%)	27 (9%)	4 (1%)	10	41

Continued on next page...

Continued from previous page...

Mol	Chain	Analysed	Favoured	Allowed	Outliers	Percentiles
23	hY	227/350 (65%)	218 (96%)	8 (4%)	1 (0%)	30 64
23	hZ	227/350 (65%)	217 (96%)	9 (4%)	1 (0%)	30 64
23	ly	249/350 (71%)	237 (95%)	12 (5%)	0	100 100
23	lz	249/350 (71%)	236 (95%)	11 (4%)	2 (1%)	16 51
24	gy	258/297 (87%)	244 (95%)	14 (5%)	0	100 100
24	gz	258/297 (87%)	238 (92%)	18 (7%)	2 (1%)	16 51
25	ka	271/362 (75%)	240 (89%)	21 (8%)	10 (4%)	2 22
25	kb	271/362 (75%)	240 (89%)	26 (10%)	5 (2%)	7 35
All	All	151518/157478 (96%)	144159 (95%)	6533 (4%)	826 (0%)	27 59

5 of 826 Ramachandran outliers are listed below:

Mol	Chain	Res	Type
2	D1	41	LEU
2	D1	42	PRO
2	D1	44	PRO
6	Q1	151	ILE
4	R1	9	VAL

5.3.2 Protein sidechains (i)

In the following table, the Percentiles column shows the percent sidechain outliers of the chain as a percentile score with respect to all PDB entries followed by that with respect to all EM entries.

The Analysed column shows the number of residues for which the sidechain conformation was analysed, and the total number of residues.

Mol	Chain	Analysed	Rotameric	Outliers	Percentiles
1	A1	184/218 (84%)	184 (100%)	0	100 100
1	B1	184/218 (84%)	184 (100%)	0	100 100
2	C1	124/154 (80%)	123 (99%)	1 (1%)	79 88
2	D1	123/154 (80%)	123 (100%)	0	100 100
3	E1	214/249 (86%)	213 (100%)	1 (0%)	86 93
3	F1	214/249 (86%)	214 (100%)	0	100 100
4	G1	132/133 (99%)	132 (100%)	0	100 100
4	I1	132/133 (99%)	132 (100%)	0	100 100

Continued on next page...

Continued from previous page...

Mol	Chain	Analysed	Rotameric	Outliers	Percentiles	
4	K1	132/133 (99%)	132 (100%)	0	100	100
4	N1	132/133 (99%)	132 (100%)	0	100	100
4	P1	132/133 (99%)	132 (100%)	0	100	100
4	R1	132/133 (99%)	132 (100%)	0	100	100
4	T1	132/133 (99%)	132 (100%)	0	100	100
4	X1	132/133 (99%)	132 (100%)	0	100	100
4	Z1	132/133 (99%)	132 (100%)	0	100	100
4	b1	132/133 (99%)	132 (100%)	0	100	100
4	d1	132/133 (99%)	132 (100%)	0	100	100
4	f1	132/133 (99%)	131 (99%)	1 (1%)	79	88
4	i1	132/133 (99%)	132 (100%)	0	100	100
4	k1	132/133 (99%)	132 (100%)	0	100	100
4	o1	132/133 (99%)	132 (100%)	0	100	100
4	q1	132/133 (99%)	132 (100%)	0	100	100
4	s1	132/133 (99%)	132 (100%)	0	100	100
4	u1	132/133 (99%)	132 (100%)	0	100	100
4	w1	132/133 (99%)	132 (100%)	0	100	100
4	y1	132/133 (99%)	132 (100%)	0	100	100
5	H1	126/126 (100%)	124 (98%)	2 (2%)	58	76
5	J1	126/126 (100%)	126 (100%)	0	100	100
5	L1	126/126 (100%)	126 (100%)	0	100	100
5	M1	126/126 (100%)	126 (100%)	0	100	100
5	O1	126/126 (100%)	126 (100%)	0	100	100
5	S1	126/126 (100%)	126 (100%)	0	100	100
5	U1	126/126 (100%)	126 (100%)	0	100	100
5	W1	126/126 (100%)	126 (100%)	0	100	100
5	Y1	126/126 (100%)	126 (100%)	0	100	100
5	a1	126/126 (100%)	126 (100%)	0	100	100
5	c1	126/126 (100%)	126 (100%)	0	100	100
5	e1	125/126 (99%)	125 (100%)	0	100	100
5	h1	126/126 (100%)	126 (100%)	0	100	100

Continued on next page...

Continued from previous page...

Mol	Chain	Analysed	Rotameric	Outliers	Percentiles
5	j1	126/126 (100%)	124 (98%)	2 (2%)	58 76
5	l1	126/126 (100%)	126 (100%)	0	100 100
5	n1	126/126 (100%)	126 (100%)	0	100 100
5	p1	126/126 (100%)	126 (100%)	0	100 100
5	r1	126/126 (100%)	125 (99%)	1 (1%)	79 88
5	t1	126/126 (100%)	126 (100%)	0	100 100
5	v1	126/126 (100%)	126 (100%)	0	100 100
5	x1	126/126 (100%)	125 (99%)	1 (1%)	79 88
5	z1	126/126 (100%)	125 (99%)	1 (1%)	79 88
6	Q1	158/158 (100%)	157 (99%)	1 (1%)	84 91
6	g1	158/158 (100%)	157 (99%)	1 (1%)	84 91
7	V1	139/140 (99%)	138 (99%)	1 (1%)	81 89
7	m1	139/140 (99%)	138 (99%)	1 (1%)	81 89
8	a2	712/785 (91%)	705 (99%)	7 (1%)	73 84
8	b2	712/785 (91%)	709 (100%)	3 (0%)	89 95
9	c2	77/79 (98%)	77 (100%)	0	100 100
9	d2	77/79 (98%)	77 (100%)	0	100 100
10	A3	132/132 (100%)	132 (100%)	0	100 100
10	A4	132/132 (100%)	132 (100%)	0	100 100
10	A5	132/132 (100%)	132 (100%)	0	100 100
10	A6	132/132 (100%)	131 (99%)	1 (1%)	79 88
10	A7	132/132 (100%)	131 (99%)	1 (1%)	79 88
10	A9	132/132 (100%)	132 (100%)	0	100 100
10	B8	132/132 (100%)	132 (100%)	0	100 100
10	C3	132/132 (100%)	132 (100%)	0	100 100
10	C4	132/132 (100%)	132 (100%)	0	100 100
10	C5	132/132 (100%)	131 (99%)	1 (1%)	79 88
10	C6	132/132 (100%)	131 (99%)	1 (1%)	79 88
10	C7	132/132 (100%)	132 (100%)	0	100 100
10	C9	132/132 (100%)	132 (100%)	0	100 100
10	D8	132/132 (100%)	132 (100%)	0	100 100

Continued on next page...

Continued from previous page...

Mol	Chain	Analysed	Rotameric	Outliers	Percentiles	
10	E2	132/132 (100%)	132 (100%)	0	100	100
10	E3	132/132 (100%)	132 (100%)	0	100	100
10	E4	132/132 (100%)	132 (100%)	0	100	100
10	E5	132/132 (100%)	132 (100%)	0	100	100
10	E6	132/132 (100%)	131 (99%)	1 (1%)	79	88
10	E7	132/132 (100%)	130 (98%)	2 (2%)	60	77
10	E9	132/132 (100%)	132 (100%)	0	100	100
10	F8	132/132 (100%)	132 (100%)	0	100	100
10	G2	132/132 (100%)	132 (100%)	0	100	100
10	G3	132/132 (100%)	132 (100%)	0	100	100
10	G4	132/132 (100%)	132 (100%)	0	100	100
10	G5	132/132 (100%)	132 (100%)	0	100	100
10	G6	132/132 (100%)	131 (99%)	1 (1%)	79	88
10	G7	131/132 (99%)	128 (98%)	3 (2%)	45	69
10	G9	132/132 (100%)	131 (99%)	1 (1%)	79	88
10	H8	132/132 (100%)	132 (100%)	0	100	100
10	I2	132/132 (100%)	132 (100%)	0	100	100
10	I3	132/132 (100%)	132 (100%)	0	100	100
10	I4	132/132 (100%)	132 (100%)	0	100	100
10	I5	132/132 (100%)	132 (100%)	0	100	100
10	I6	131/132 (99%)	130 (99%)	1 (1%)	79	88
10	I7	132/132 (100%)	131 (99%)	1 (1%)	79	88
10	I9	132/132 (100%)	132 (100%)	0	100	100
10	J8	132/132 (100%)	132 (100%)	0	100	100
10	K2	132/132 (100%)	132 (100%)	0	100	100
10	K3	132/132 (100%)	132 (100%)	0	100	100
10	K4	132/132 (100%)	132 (100%)	0	100	100
10	K5	132/132 (100%)	132 (100%)	0	100	100
10	K6	132/132 (100%)	130 (98%)	2 (2%)	60	77
10	K7	132/132 (100%)	130 (98%)	2 (2%)	60	77
10	K9	132/132 (100%)	131 (99%)	1 (1%)	79	88

Continued on next page...

Continued from previous page...

Mol	Chain	Analysed	Rotameric	Outliers	Percentiles	
10	L8	132/132 (100%)	132 (100%)	0	100	100
10	M2	132/132 (100%)	132 (100%)	0	100	100
10	M3	132/132 (100%)	132 (100%)	0	100	100
10	M4	132/132 (100%)	132 (100%)	0	100	100
10	M5	132/132 (100%)	132 (100%)	0	100	100
10	M6	132/132 (100%)	131 (99%)	1 (1%)	79	88
10	M7	132/132 (100%)	129 (98%)	3 (2%)	45	69
10	M9	132/132 (100%)	132 (100%)	0	100	100
10	N8	132/132 (100%)	132 (100%)	0	100	100
10	O2	132/132 (100%)	132 (100%)	0	100	100
10	O3	132/132 (100%)	132 (100%)	0	100	100
10	O4	132/132 (100%)	132 (100%)	0	100	100
10	O5	132/132 (100%)	132 (100%)	0	100	100
10	O6	132/132 (100%)	131 (99%)	1 (1%)	79	88
10	O7	132/132 (100%)	130 (98%)	2 (2%)	60	77
10	O9	132/132 (100%)	132 (100%)	0	100	100
10	P8	132/132 (100%)	132 (100%)	0	100	100
10	Q2	132/132 (100%)	132 (100%)	0	100	100
10	Q3	132/132 (100%)	131 (99%)	1 (1%)	79	88
10	Q4	132/132 (100%)	132 (100%)	0	100	100
10	Q5	132/132 (100%)	132 (100%)	0	100	100
10	Q6	132/132 (100%)	130 (98%)	2 (2%)	60	77
10	Q7	132/132 (100%)	130 (98%)	2 (2%)	60	77
10	Q9	132/132 (100%)	132 (100%)	0	100	100
10	S2	132/132 (100%)	132 (100%)	0	100	100
10	S3	132/132 (100%)	131 (99%)	1 (1%)	79	88
10	S4	132/132 (100%)	132 (100%)	0	100	100
10	S5	132/132 (100%)	132 (100%)	0	100	100
10	S6	132/132 (100%)	130 (98%)	2 (2%)	60	77
10	S7	132/132 (100%)	129 (98%)	3 (2%)	45	69
10	S9	132/132 (100%)	132 (100%)	0	100	100

Continued on next page...

Continued from previous page...

Mol	Chain	Analysed	Rotameric	Outliers	Percentiles	
10	U2	132/132 (100%)	132 (100%)	0	100	100
10	U3	132/132 (100%)	131 (99%)	1 (1%)	79	88
10	U4	132/132 (100%)	132 (100%)	0	100	100
10	U5	132/132 (100%)	132 (100%)	0	100	100
10	U6	132/132 (100%)	130 (98%)	2 (2%)	60	77
10	U7	132/132 (100%)	130 (98%)	2 (2%)	60	77
10	U9	132/132 (100%)	132 (100%)	0	100	100
10	W2	132/132 (100%)	132 (100%)	0	100	100
10	W3	132/132 (100%)	131 (99%)	1 (1%)	79	88
10	W4	132/132 (100%)	132 (100%)	0	100	100
10	W6	132/132 (100%)	131 (99%)	1 (1%)	79	88
10	W7	132/132 (100%)	129 (98%)	3 (2%)	45	69
10	Y2	132/132 (100%)	132 (100%)	0	100	100
10	Y3	132/132 (100%)	131 (99%)	1 (1%)	79	88
10	Y4	132/132 (100%)	132 (100%)	0	100	100
10	Y6	132/132 (100%)	131 (99%)	1 (1%)	79	88
10	Y7	132/132 (100%)	131 (99%)	1 (1%)	79	88
10	aA	132/132 (100%)	130 (98%)	2 (2%)	60	77
10	aC	132/132 (100%)	132 (100%)	0	100	100
10	aE	132/132 (100%)	130 (98%)	2 (2%)	60	77
10	aG	132/132 (100%)	131 (99%)	1 (1%)	79	88
10	aI	132/132 (100%)	131 (99%)	1 (1%)	79	88
10	aK	132/132 (100%)	131 (99%)	1 (1%)	79	88
10	aM	132/132 (100%)	132 (100%)	0	100	100
10	aO	132/132 (100%)	132 (100%)	0	100	100
10	aQ	132/132 (100%)	131 (99%)	1 (1%)	79	88
10	aS	132/132 (100%)	130 (98%)	2 (2%)	60	77
10	aU	132/132 (100%)	132 (100%)	0	100	100
10	am	132/132 (100%)	132 (100%)	0	100	100
10	ao	132/132 (100%)	131 (99%)	1 (1%)	79	88
10	aq	132/132 (100%)	132 (100%)	0	100	100

Continued on next page...

Continued from previous page...

Mol	Chain	Analysed	Rotameric	Outliers	Percentiles	
10	as	132/132 (100%)	132 (100%)	0	100	100
10	au	132/132 (100%)	132 (100%)	0	100	100
10	aw	132/132 (100%)	132 (100%)	0	100	100
10	ay	132/132 (100%)	132 (100%)	0	100	100
10	bA	132/132 (100%)	129 (98%)	3 (2%)	45	69
10	bC	132/132 (100%)	129 (98%)	3 (2%)	45	69
10	bE	132/132 (100%)	127 (96%)	5 (4%)	28	57
10	bG	132/132 (100%)	130 (98%)	2 (2%)	60	77
10	bI	132/132 (100%)	131 (99%)	1 (1%)	79	88
10	bK	132/132 (100%)	128 (97%)	4 (3%)	36	63
10	bM	132/132 (100%)	129 (98%)	3 (2%)	45	69
10	bO	132/132 (100%)	131 (99%)	1 (1%)	79	88
10	bQ	132/132 (100%)	131 (99%)	1 (1%)	79	88
10	bS	132/132 (100%)	130 (98%)	2 (2%)	60	77
10	bU	132/132 (100%)	129 (98%)	3 (2%)	45	69
10	bm	132/132 (100%)	130 (98%)	2 (2%)	60	77
10	bt	132/132 (100%)	129 (98%)	3 (2%)	45	69
10	bu	132/132 (100%)	131 (99%)	1 (1%)	79	88
10	bv	132/132 (100%)	131 (99%)	1 (1%)	79	88
10	bw	132/132 (100%)	131 (99%)	1 (1%)	79	88
10	bx	132/132 (100%)	132 (100%)	0	100	100
10	by	132/132 (100%)	132 (100%)	0	100	100
10	cA	132/132 (100%)	130 (98%)	2 (2%)	60	77
10	cC	132/132 (100%)	130 (98%)	2 (2%)	60	77
10	cD	132/132 (100%)	132 (100%)	0	100	100
10	cG	132/132 (100%)	131 (99%)	1 (1%)	79	88
10	cI	132/132 (100%)	131 (99%)	1 (1%)	79	88
10	cK	132/132 (100%)	130 (98%)	2 (2%)	60	77
10	cS	132/132 (100%)	129 (98%)	3 (2%)	45	69
10	cT	132/132 (100%)	132 (100%)	0	100	100
10	cU	132/132 (100%)	130 (98%)	2 (2%)	60	77

Continued on next page...

Continued from previous page...

Mol	Chain	Analysed	Rotameric	Outliers	Percentiles
10	cV	132/132 (100%)	131 (99%)	1 (1%)	79 88
10	cW	132/132 (100%)	130 (98%)	2 (2%)	60 77
10	cX	132/132 (100%)	132 (100%)	0	100 100
10	cZ	132/132 (100%)	131 (99%)	1 (1%)	79 88
10	cm	132/132 (100%)	128 (97%)	4 (3%)	36 63
10	ct	132/132 (100%)	130 (98%)	2 (2%)	60 77
10	cu	132/132 (100%)	128 (97%)	4 (3%)	36 63
10	cv	132/132 (100%)	128 (97%)	4 (3%)	36 63
10	cw	132/132 (100%)	130 (98%)	2 (2%)	60 77
10	cx	132/132 (100%)	131 (99%)	1 (1%)	79 88
10	cy	132/132 (100%)	130 (98%)	2 (2%)	60 77
10	dA	132/132 (100%)	132 (100%)	0	100 100
10	dC	132/132 (100%)	132 (100%)	0	100 100
10	dE	132/132 (100%)	132 (100%)	0	100 100
10	dG	132/132 (100%)	131 (99%)	1 (1%)	79 88
10	dI	132/132 (100%)	132 (100%)	0	100 100
10	dJ	132/132 (100%)	132 (100%)	0	100 100
10	dM	132/132 (100%)	132 (100%)	0	100 100
10	dO	132/132 (100%)	132 (100%)	0	100 100
10	dQ	132/132 (100%)	132 (100%)	0	100 100
10	dS	132/132 (100%)	132 (100%)	0	100 100
10	dU	132/132 (100%)	132 (100%)	0	100 100
10	dW	132/132 (100%)	132 (100%)	0	100 100
10	dZ	132/132 (100%)	132 (100%)	0	100 100
10	da	132/132 (100%)	132 (100%)	0	100 100
10	db	132/132 (100%)	131 (99%)	1 (1%)	79 88
10	dc	132/132 (100%)	129 (98%)	3 (2%)	45 69
10	de	132/132 (100%)	132 (100%)	0	100 100
10	dg	132/132 (100%)	131 (99%)	1 (1%)	79 88
10	dk	132/132 (100%)	132 (100%)	0	100 100
10	dm	132/132 (100%)	132 (100%)	0	100 100

Continued on next page...

Continued from previous page...

Mol	Chain	Analysed	Rotameric	Outliers	Percentiles	
10	do	132/132 (100%)	132 (100%)	0	100	100
10	dq	132/132 (100%)	132 (100%)	0	100	100
10	ds	132/132 (100%)	131 (99%)	1 (1%)	79	88
10	du	132/132 (100%)	132 (100%)	0	100	100
10	e2	132/132 (100%)	132 (100%)	0	100	100
10	e3	132/132 (100%)	131 (99%)	1 (1%)	79	88
10	eA	132/132 (100%)	132 (100%)	0	100	100
10	eC	132/132 (100%)	131 (99%)	1 (1%)	79	88
10	eE	132/132 (100%)	132 (100%)	0	100	100
10	eG	132/132 (100%)	127 (96%)	5 (4%)	28	57
10	eI	132/132 (100%)	131 (99%)	1 (1%)	79	88
10	eK	132/132 (100%)	130 (98%)	2 (2%)	60	77
10	eM	132/132 (100%)	131 (99%)	1 (1%)	79	88
10	eO	132/132 (100%)	131 (99%)	1 (1%)	79	88
10	eQ	132/132 (100%)	130 (98%)	2 (2%)	60	77
10	eS	132/132 (100%)	130 (98%)	2 (2%)	60	77
10	eU	132/132 (100%)	131 (99%)	1 (1%)	79	88
10	eW	132/132 (100%)	130 (98%)	2 (2%)	60	77
10	ea	132/132 (100%)	131 (99%)	1 (1%)	79	88
10	ed	132/132 (100%)	132 (100%)	0	100	100
10	ef	132/132 (100%)	131 (99%)	1 (1%)	79	88
10	eh	132/132 (100%)	130 (98%)	2 (2%)	60	77
10	ej	132/132 (100%)	131 (99%)	1 (1%)	79	88
10	ek	132/132 (100%)	132 (100%)	0	100	100
10	em	132/132 (100%)	132 (100%)	0	100	100
10	eo	132/132 (100%)	132 (100%)	0	100	100
10	eq	132/132 (100%)	132 (100%)	0	100	100
10	es	132/132 (100%)	132 (100%)	0	100	100
10	eu	132/132 (100%)	132 (100%)	0	100	100
10	f6	132/132 (100%)	130 (98%)	2 (2%)	60	77
10	f7	132/132 (100%)	129 (98%)	3 (2%)	45	69

Continued on next page...

Continued from previous page...

Mol	Chain	Analysed	Rotameric	Outliers	Percentiles	
10	fb	132/132 (100%)	131 (99%)	1 (1%)	79	88
10	fe	132/132 (100%)	131 (99%)	1 (1%)	79	88
10	fg	132/132 (100%)	132 (100%)	0	100	100
10	fh	132/132 (100%)	131 (99%)	1 (1%)	79	88
10	fk	132/132 (100%)	131 (99%)	1 (1%)	79	88
10	fl	132/132 (100%)	132 (100%)	0	100	100
10	fn	132/132 (100%)	131 (99%)	1 (1%)	79	88
10	fp	132/132 (100%)	131 (99%)	1 (1%)	79	88
10	fr	132/132 (100%)	131 (99%)	1 (1%)	79	88
10	ft	132/132 (100%)	132 (100%)	0	100	100
10	fv	132/132 (100%)	131 (99%)	1 (1%)	79	88
10	fx	132/132 (100%)	131 (99%)	1 (1%)	79	88
10	g2	132/132 (100%)	132 (100%)	0	100	100
10	g3	132/132 (100%)	132 (100%)	0	100	100
10	g6	132/132 (100%)	131 (99%)	1 (1%)	79	88
10	g7	132/132 (100%)	132 (100%)	0	100	100
10	gb	132/132 (100%)	131 (99%)	1 (1%)	79	88
10	gc	132/132 (100%)	132 (100%)	0	100	100
10	gf	132/132 (100%)	130 (98%)	2 (2%)	60	77
10	gh	132/132 (100%)	132 (100%)	0	100	100
10	gj	132/132 (100%)	131 (99%)	1 (1%)	79	88
10	gl	132/132 (100%)	131 (99%)	1 (1%)	79	88
10	gm	132/132 (100%)	131 (99%)	1 (1%)	79	88
10	go	132/132 (100%)	129 (98%)	3 (2%)	45	69
10	gq	132/132 (100%)	128 (97%)	4 (3%)	36	63
10	gs	132/132 (100%)	129 (98%)	3 (2%)	45	69
10	gu	132/132 (100%)	131 (99%)	1 (1%)	79	88
10	gw	132/132 (100%)	129 (98%)	3 (2%)	45	69
10	h6	132/132 (100%)	131 (99%)	1 (1%)	79	88
10	h7	132/132 (100%)	129 (98%)	3 (2%)	45	69
10	hA	132/132 (100%)	130 (98%)	2 (2%)	60	77

Continued on next page...

Continued from previous page...

Mol	Chain	Analysed	Rotameric	Outliers	Percentiles	
10	hC	132/132 (100%)	130 (98%)	2 (2%)	60	77
10	hE	132/132 (100%)	130 (98%)	2 (2%)	60	77
10	hF	132/132 (100%)	130 (98%)	2 (2%)	60	77
10	hI	132/132 (100%)	130 (98%)	2 (2%)	60	77
10	hK	132/132 (100%)	130 (98%)	2 (2%)	60	77
10	hM	132/132 (100%)	130 (98%)	2 (2%)	60	77
10	hO	132/132 (100%)	130 (98%)	2 (2%)	60	77
10	hQ	132/132 (100%)	130 (98%)	2 (2%)	60	77
10	hS	132/132 (100%)	130 (98%)	2 (2%)	60	77
10	hU	132/132 (100%)	130 (98%)	2 (2%)	60	77
10	hW	132/132 (100%)	130 (98%)	2 (2%)	60	77
10	i2	132/132 (100%)	132 (100%)	0	100	100
10	i3	132/132 (100%)	131 (99%)	1 (1%)	79	88
10	i6	132/132 (100%)	131 (99%)	1 (1%)	79	88
10	i7	132/132 (100%)	131 (99%)	1 (1%)	79	88
10	i8	132/132 (100%)	130 (98%)	2 (2%)	60	77
10	iA	132/132 (100%)	132 (100%)	0	100	100
10	iB	132/132 (100%)	132 (100%)	0	100	100
10	j6	132/132 (100%)	131 (99%)	1 (1%)	79	88
10	j7	132/132 (100%)	131 (99%)	1 (1%)	79	88
10	j8	132/132 (100%)	131 (99%)	1 (1%)	79	88
10	k2	132/132 (100%)	132 (100%)	0	100	100
10	k3	132/132 (100%)	130 (98%)	2 (2%)	60	77
10	k6	132/132 (100%)	131 (99%)	1 (1%)	79	88
10	k7	132/132 (100%)	131 (99%)	1 (1%)	79	88
10	k8	132/132 (100%)	131 (99%)	1 (1%)	79	88
10	l8	132/132 (100%)	131 (99%)	1 (1%)	79	88
10	la	132/132 (100%)	131 (99%)	1 (1%)	79	88
10	lc	132/132 (100%)	131 (99%)	1 (1%)	79	88
10	le	132/132 (100%)	132 (100%)	0	100	100
10	lg	132/132 (100%)	129 (98%)	3 (2%)	45	69

Continued on next page...

Continued from previous page...

Mol	Chain	Analysed	Rotameric	Outliers	Percentiles
10	li	132/132 (100%)	128 (97%)	4 (3%)	36 63
10	lk	132/132 (100%)	129 (98%)	3 (2%)	45 69
10	lm	132/132 (100%)	132 (100%)	0	100 100
10	lo	132/132 (100%)	132 (100%)	0	100 100
10	lq	132/132 (100%)	131 (99%)	1 (1%)	79 88
10	ls	132/132 (100%)	131 (99%)	1 (1%)	79 88
10	lu	132/132 (100%)	131 (99%)	1 (1%)	79 88
10	lw	132/132 (100%)	131 (99%)	1 (1%)	79 88
10	m2	132/132 (100%)	132 (100%)	0	100 100
10	m3	132/132 (100%)	132 (100%)	0	100 100
10	m4	132/132 (100%)	132 (100%)	0	100 100
10	m5	132/132 (100%)	132 (100%)	0	100 100
10	m6	132/132 (100%)	130 (98%)	2 (2%)	60 77
10	m7	132/132 (100%)	132 (100%)	0	100 100
10	m8	132/132 (100%)	131 (99%)	1 (1%)	79 88
10	m9	132/132 (100%)	132 (100%)	0	100 100
10	o2	132/132 (100%)	132 (100%)	0	100 100
10	o3	132/132 (100%)	132 (100%)	0	100 100
10	o4	132/132 (100%)	132 (100%)	0	100 100
10	o5	132/132 (100%)	132 (100%)	0	100 100
10	o6	132/132 (100%)	131 (99%)	1 (1%)	79 88
10	o7	132/132 (100%)	131 (99%)	1 (1%)	79 88
10	o9	132/132 (100%)	132 (100%)	0	100 100
10	q2	132/132 (100%)	132 (100%)	0	100 100
10	q3	132/132 (100%)	132 (100%)	0	100 100
10	q4	132/132 (100%)	132 (100%)	0	100 100
10	q5	132/132 (100%)	132 (100%)	0	100 100
10	q6	132/132 (100%)	131 (99%)	1 (1%)	79 88
10	q7	132/132 (100%)	130 (98%)	2 (2%)	60 77
10	q8	132/132 (100%)	129 (98%)	3 (2%)	45 69
10	q9	132/132 (100%)	131 (99%)	1 (1%)	79 88

Continued on next page...

Continued from previous page...

Mol	Chain	Analysed	Rotameric	Outliers	Percentiles
10	r8	132/132 (100%)	128 (97%)	4 (3%)	36 63
10	s2	132/132 (100%)	132 (100%)	0	100 100
10	s3	132/132 (100%)	132 (100%)	0	100 100
10	s4	132/132 (100%)	132 (100%)	0	100 100
10	s5	132/132 (100%)	132 (100%)	0	100 100
10	s6	132/132 (100%)	130 (98%)	2 (2%)	60 77
10	s7	132/132 (100%)	131 (99%)	1 (1%)	79 88
10	s8	132/132 (100%)	129 (98%)	3 (2%)	45 69
10	s9	132/132 (100%)	132 (100%)	0	100 100
10	t8	132/132 (100%)	129 (98%)	3 (2%)	45 69
10	u2	132/132 (100%)	132 (100%)	0	100 100
10	u3	132/132 (100%)	132 (100%)	0	100 100
10	u4	132/132 (100%)	132 (100%)	0	100 100
10	u5	132/132 (100%)	132 (100%)	0	100 100
10	u6	132/132 (100%)	131 (99%)	1 (1%)	79 88
10	u7	132/132 (100%)	129 (98%)	3 (2%)	45 69
10	u8	132/132 (100%)	128 (97%)	4 (3%)	36 63
10	u9	132/132 (100%)	132 (100%)	0	100 100
10	v8	132/132 (100%)	132 (100%)	0	100 100
10	w2	132/132 (100%)	132 (100%)	0	100 100
10	w3	132/132 (100%)	132 (100%)	0	100 100
10	w4	132/132 (100%)	132 (100%)	0	100 100
10	w5	132/132 (100%)	132 (100%)	0	100 100
10	w6	132/132 (100%)	132 (100%)	0	100 100
10	w7	132/132 (100%)	128 (97%)	4 (3%)	36 63
10	w9	132/132 (100%)	132 (100%)	0	100 100
10	x8	132/132 (100%)	132 (100%)	0	100 100
10	y2	132/132 (100%)	132 (100%)	0	100 100
10	y3	132/132 (100%)	132 (100%)	0	100 100
10	y4	132/132 (100%)	132 (100%)	0	100 100
10	y5	132/132 (100%)	132 (100%)	0	100 100

Continued on next page...

Continued from previous page...

Mol	Chain	Analysed	Rotameric	Outliers	Percentiles
10	y9	132/132 (100%)	132 (100%)	0	100 100
10	z8	132/132 (100%)	132 (100%)	0	100 100
11	A8	138/138 (100%)	138 (100%)	0	100 100
11	B3	138/138 (100%)	138 (100%)	0	100 100
11	B4	138/138 (100%)	137 (99%)	1 (1%)	81 89
11	B5	138/138 (100%)	138 (100%)	0	100 100
11	B6	138/138 (100%)	138 (100%)	0	100 100
11	B7	138/138 (100%)	135 (98%)	3 (2%)	47 70
11	B9	138/138 (100%)	137 (99%)	1 (1%)	81 89
11	C8	138/138 (100%)	138 (100%)	0	100 100
11	D3	138/138 (100%)	138 (100%)	0	100 100
11	D4	138/138 (100%)	138 (100%)	0	100 100
11	D5	138/138 (100%)	138 (100%)	0	100 100
11	D6	138/138 (100%)	137 (99%)	1 (1%)	81 89
11	D7	138/138 (100%)	138 (100%)	0	100 100
11	D9	138/138 (100%)	136 (99%)	2 (1%)	62 79
11	E8	138/138 (100%)	138 (100%)	0	100 100
11	F2	138/138 (100%)	136 (99%)	2 (1%)	62 79
11	F3	138/138 (100%)	137 (99%)	1 (1%)	81 89
11	F4	138/138 (100%)	138 (100%)	0	100 100
11	F5	138/138 (100%)	138 (100%)	0	100 100
11	F6	138/138 (100%)	136 (99%)	2 (1%)	62 79
11	F7	138/138 (100%)	137 (99%)	1 (1%)	81 89
11	F9	138/138 (100%)	138 (100%)	0	100 100
11	G8	138/138 (100%)	138 (100%)	0	100 100
11	H2	138/138 (100%)	138 (100%)	0	100 100
11	H3	138/138 (100%)	137 (99%)	1 (1%)	81 89
11	H4	138/138 (100%)	138 (100%)	0	100 100
11	H5	138/138 (100%)	138 (100%)	0	100 100
11	H6	138/138 (100%)	138 (100%)	0	100 100
11	H7	138/138 (100%)	137 (99%)	1 (1%)	81 89

Continued on next page...

Continued from previous page...

Mol	Chain	Analysed	Rotameric	Outliers	Percentiles
11	H9	138/138 (100%)	136 (99%)	2 (1%)	62 79
11	I8	138/138 (100%)	138 (100%)	0	100 100
11	J2	138/138 (100%)	138 (100%)	0	100 100
11	J3	138/138 (100%)	138 (100%)	0	100 100
11	J4	138/138 (100%)	138 (100%)	0	100 100
11	J5	138/138 (100%)	138 (100%)	0	100 100
11	J6	138/138 (100%)	138 (100%)	0	100 100
11	J7	138/138 (100%)	138 (100%)	0	100 100
11	J9	138/138 (100%)	138 (100%)	0	100 100
11	K8	138/138 (100%)	138 (100%)	0	100 100
11	L2	138/138 (100%)	138 (100%)	0	100 100
11	L3	138/138 (100%)	138 (100%)	0	100 100
11	L4	138/138 (100%)	138 (100%)	0	100 100
11	L5	138/138 (100%)	138 (100%)	0	100 100
11	L6	138/138 (100%)	137 (99%)	1 (1%)	81 89
11	L7	138/138 (100%)	138 (100%)	0	100 100
11	L9	138/138 (100%)	137 (99%)	1 (1%)	81 89
11	M8	138/138 (100%)	138 (100%)	0	100 100
11	N2	138/138 (100%)	138 (100%)	0	100 100
11	N3	138/138 (100%)	138 (100%)	0	100 100
11	N4	138/138 (100%)	138 (100%)	0	100 100
11	N5	138/138 (100%)	138 (100%)	0	100 100
11	N6	138/138 (100%)	138 (100%)	0	100 100
11	N7	138/138 (100%)	137 (99%)	1 (1%)	81 89
11	N9	138/138 (100%)	138 (100%)	0	100 100
11	O8	138/138 (100%)	138 (100%)	0	100 100
11	P2	138/138 (100%)	138 (100%)	0	100 100
11	P3	138/138 (100%)	138 (100%)	0	100 100
11	P4	138/138 (100%)	138 (100%)	0	100 100
11	P5	138/138 (100%)	138 (100%)	0	100 100
11	P6	138/138 (100%)	137 (99%)	1 (1%)	81 89

Continued on next page...

Continued from previous page...

Mol	Chain	Analysed	Rotameric	Outliers	Percentiles	
11	P7	138/138 (100%)	138 (100%)	0	100	100
11	P9	138/138 (100%)	138 (100%)	0	100	100
11	Q8	138/138 (100%)	138 (100%)	0	100	100
11	R2	138/138 (100%)	138 (100%)	0	100	100
11	R3	138/138 (100%)	138 (100%)	0	100	100
11	R4	138/138 (100%)	138 (100%)	0	100	100
11	R5	138/138 (100%)	138 (100%)	0	100	100
11	R6	138/138 (100%)	138 (100%)	0	100	100
11	R7	138/138 (100%)	136 (99%)	2 (1%)	62	79
11	R9	138/138 (100%)	137 (99%)	1 (1%)	81	89
11	T2	138/138 (100%)	137 (99%)	1 (1%)	81	89
11	T3	138/138 (100%)	138 (100%)	0	100	100
11	T4	138/138 (100%)	138 (100%)	0	100	100
11	T5	138/138 (100%)	138 (100%)	0	100	100
11	T6	138/138 (100%)	137 (99%)	1 (1%)	81	89
11	T7	138/138 (100%)	137 (99%)	1 (1%)	81	89
11	T9	138/138 (100%)	138 (100%)	0	100	100
11	V2	138/138 (100%)	138 (100%)	0	100	100
11	V3	138/138 (100%)	138 (100%)	0	100	100
11	V4	138/138 (100%)	138 (100%)	0	100	100
11	V5	138/138 (100%)	138 (100%)	0	100	100
11	V6	138/138 (100%)	137 (99%)	1 (1%)	81	89
11	V7	138/138 (100%)	137 (99%)	1 (1%)	81	89
11	V9	138/138 (100%)	138 (100%)	0	100	100
11	X2	138/138 (100%)	138 (100%)	0	100	100
11	X3	138/138 (100%)	138 (100%)	0	100	100
11	X4	138/138 (100%)	138 (100%)	0	100	100
11	X6	138/138 (100%)	137 (99%)	1 (1%)	81	89
11	X7	138/138 (100%)	136 (99%)	2 (1%)	62	79
11	Z2	138/138 (100%)	138 (100%)	0	100	100
11	Z3	138/138 (100%)	138 (100%)	0	100	100

Continued on next page...

Continued from previous page...

Mol	Chain	Analysed	Rotameric	Outliers	Percentiles
11	Z4	138/138 (100%)	138 (100%)	0	100 100
11	Z6	138/138 (100%)	137 (99%)	1 (1%)	81 89
11	Z7	138/138 (100%)	137 (99%)	1 (1%)	81 89
11	a6	138/138 (100%)	137 (99%)	1 (1%)	81 89
11	a7	138/138 (100%)	137 (99%)	1 (1%)	81 89
11	aB	138/138 (100%)	138 (100%)	0	100 100
11	aD	138/138 (100%)	138 (100%)	0	100 100
11	aF	138/138 (100%)	137 (99%)	1 (1%)	81 89
11	aH	138/138 (100%)	138 (100%)	0	100 100
11	aJ	138/138 (100%)	138 (100%)	0	100 100
11	aL	138/138 (100%)	138 (100%)	0	100 100
11	aN	138/138 (100%)	138 (100%)	0	100 100
11	aP	138/138 (100%)	137 (99%)	1 (1%)	81 89
11	aR	138/138 (100%)	138 (100%)	0	100 100
11	aT	138/138 (100%)	138 (100%)	0	100 100
11	aV	138/138 (100%)	138 (100%)	0	100 100
11	an	138/138 (100%)	136 (99%)	2 (1%)	62 79
11	ap	138/138 (100%)	135 (98%)	3 (2%)	47 70
11	ar	138/138 (100%)	137 (99%)	1 (1%)	81 89
11	at	138/138 (100%)	138 (100%)	0	100 100
11	av	138/138 (100%)	133 (96%)	5 (4%)	30 59
11	ax	138/138 (100%)	138 (100%)	0	100 100
11	az	138/138 (100%)	136 (99%)	2 (1%)	62 79
11	b6	138/138 (100%)	138 (100%)	0	100 100
11	b7	138/138 (100%)	137 (99%)	1 (1%)	81 89
11	bB	138/138 (100%)	136 (99%)	2 (1%)	62 79
11	bD	138/138 (100%)	136 (99%)	2 (1%)	62 79
11	bF	138/138 (100%)	137 (99%)	1 (1%)	81 89
11	bH	138/138 (100%)	137 (99%)	1 (1%)	81 89
11	bJ	138/138 (100%)	136 (99%)	2 (1%)	62 79
11	bL	138/138 (100%)	136 (99%)	2 (1%)	62 79

Continued on next page...

Continued from previous page...

Mol	Chain	Analysed	Rotameric	Outliers	Percentiles	
11	bN	138/138 (100%)	137 (99%)	1 (1%)	81	89
11	bP	138/138 (100%)	137 (99%)	1 (1%)	81	89
11	bR	138/138 (100%)	136 (99%)	2 (1%)	62	79
11	bT	138/138 (100%)	136 (99%)	2 (1%)	62	79
11	bV	138/138 (100%)	138 (100%)	0	100	100
11	bn	138/138 (100%)	138 (100%)	0	100	100
11	bo	138/138 (100%)	138 (100%)	0	100	100
11	bp	138/138 (100%)	136 (99%)	2 (1%)	62	79
11	bq	138/138 (100%)	138 (100%)	0	100	100
11	br	138/138 (100%)	138 (100%)	0	100	100
11	bs	138/138 (100%)	136 (99%)	2 (1%)	62	79
11	bz	138/138 (100%)	138 (100%)	0	100	100
11	c6	138/138 (100%)	137 (99%)	1 (1%)	81	89
11	c7	138/138 (100%)	137 (99%)	1 (1%)	81	89
11	cB	138/138 (100%)	137 (99%)	1 (1%)	81	89
11	cE	138/138 (100%)	137 (99%)	1 (1%)	81	89
11	cF	138/138 (100%)	137 (99%)	1 (1%)	81	89
11	cH	138/138 (100%)	136 (99%)	2 (1%)	62	79
11	cJ	138/138 (100%)	135 (98%)	3 (2%)	47	70
11	cL	138/138 (100%)	135 (98%)	3 (2%)	47	70
11	cM	138/138 (100%)	138 (100%)	0	100	100
11	cN	138/138 (100%)	138 (100%)	0	100	100
11	cO	138/138 (100%)	137 (99%)	1 (1%)	81	89
11	cP	138/138 (100%)	138 (100%)	0	100	100
11	cQ	138/138 (100%)	137 (99%)	1 (1%)	81	89
11	cR	138/138 (100%)	137 (99%)	1 (1%)	81	89
11	cY	138/138 (100%)	137 (99%)	1 (1%)	81	89
11	cn	138/138 (100%)	134 (97%)	4 (3%)	37	64
11	co	138/138 (100%)	135 (98%)	3 (2%)	47	70
11	cp	138/138 (100%)	135 (98%)	3 (2%)	47	70
11	cq	138/138 (100%)	135 (98%)	3 (2%)	47	70

Continued on next page...

Continued from previous page...

Mol	Chain	Analysed	Rotameric	Outliers	Percentiles	
11	cr	138/138 (100%)	135 (98%)	3 (2%)	47	70
11	cs	138/138 (100%)	135 (98%)	3 (2%)	47	70
11	cz	138/138 (100%)	137 (99%)	1 (1%)	81	89
11	d6	138/138 (100%)	138 (100%)	0	100	100
11	d7	138/138 (100%)	137 (99%)	1 (1%)	81	89
11	dB	138/138 (100%)	136 (99%)	2 (1%)	62	79
11	dD	138/138 (100%)	137 (99%)	1 (1%)	81	89
11	dF	138/138 (100%)	138 (100%)	0	100	100
11	dH	138/138 (100%)	138 (100%)	0	100	100
11	dK	138/138 (100%)	136 (99%)	2 (1%)	62	79
11	dL	138/138 (100%)	135 (98%)	3 (2%)	47	70
11	dN	138/138 (100%)	138 (100%)	0	100	100
11	dP	138/138 (100%)	136 (99%)	2 (1%)	62	79
11	dR	138/138 (100%)	138 (100%)	0	100	100
11	dT	138/138 (100%)	138 (100%)	0	100	100
11	dV	138/138 (100%)	137 (99%)	1 (1%)	81	89
11	dX	138/138 (100%)	138 (100%)	0	100	100
11	dY	138/138 (100%)	136 (99%)	2 (1%)	62	79
11	dd	138/138 (100%)	136 (99%)	2 (1%)	62	79
11	df	138/138 (100%)	135 (98%)	3 (2%)	47	70
11	dh	138/138 (100%)	137 (99%)	1 (1%)	81	89
11	di	138/138 (100%)	136 (99%)	2 (1%)	62	79
11	dj	138/138 (100%)	135 (98%)	3 (2%)	47	70
11	dl	138/138 (100%)	138 (100%)	0	100	100
11	dn	138/138 (100%)	138 (100%)	0	100	100
11	dp	138/138 (100%)	136 (99%)	2 (1%)	62	79
11	dr	138/138 (100%)	135 (98%)	3 (2%)	47	70
11	dt	138/138 (100%)	136 (99%)	2 (1%)	62	79
11	dv	138/138 (100%)	135 (98%)	3 (2%)	47	70
11	e6	138/138 (100%)	137 (99%)	1 (1%)	81	89
11	e7	138/138 (100%)	138 (100%)	0	100	100

Continued on next page...

Continued from previous page...

Mol	Chain	Analysed	Rotameric	Outliers	Percentiles	
11	eB	138/138 (100%)	138 (100%)	0	100	100
11	eD	138/138 (100%)	138 (100%)	0	100	100
11	eF	138/138 (100%)	138 (100%)	0	100	100
11	eH	138/138 (100%)	138 (100%)	0	100	100
11	eJ	138/138 (100%)	136 (99%)	2 (1%)	62	79
11	eL	138/138 (100%)	138 (100%)	0	100	100
11	eN	138/138 (100%)	138 (100%)	0	100	100
11	eP	138/138 (100%)	138 (100%)	0	100	100
11	eR	138/138 (100%)	137 (99%)	1 (1%)	81	89
11	eT	138/138 (100%)	136 (99%)	2 (1%)	62	79
11	eV	138/138 (100%)	137 (99%)	1 (1%)	81	89
11	eX	138/138 (100%)	137 (99%)	1 (1%)	81	89
11	eb	138/138 (100%)	135 (98%)	3 (2%)	47	70
11	ec	138/138 (100%)	134 (97%)	4 (3%)	37	64
11	ee	138/138 (100%)	135 (98%)	3 (2%)	47	70
11	eg	138/138 (100%)	137 (99%)	1 (1%)	81	89
11	ei	138/138 (100%)	136 (99%)	2 (1%)	62	79
11	el	138/138 (100%)	137 (99%)	1 (1%)	81	89
11	en	138/138 (100%)	138 (100%)	0	100	100
11	ep	138/138 (100%)	138 (100%)	0	100	100
11	er	138/138 (100%)	138 (100%)	0	100	100
11	et	138/138 (100%)	137 (99%)	1 (1%)	81	89
11	ev	138/138 (100%)	138 (100%)	0	100	100
11	f2	138/138 (100%)	138 (100%)	0	100	100
11	f3	138/138 (100%)	136 (99%)	2 (1%)	62	79
11	f8	138/138 (100%)	138 (100%)	0	100	100
11	fa	138/138 (100%)	137 (99%)	1 (1%)	81	89
11	fc	138/138 (100%)	137 (99%)	1 (1%)	81	89
11	ff	138/138 (100%)	136 (99%)	2 (1%)	62	79
11	fi	138/138 (100%)	137 (99%)	1 (1%)	81	89
11	fj	138/138 (100%)	137 (99%)	1 (1%)	81	89

Continued on next page...

Continued from previous page...

Mol	Chain	Analysed	Rotameric	Outliers	Percentiles
11	fm	138/138 (100%)	137 (99%)	1 (1%)	81 89
11	fo	138/138 (100%)	137 (99%)	1 (1%)	81 89
11	fq	138/138 (100%)	136 (99%)	2 (1%)	62 79
11	fs	138/138 (100%)	137 (99%)	1 (1%)	81 89
11	fu	138/138 (100%)	137 (99%)	1 (1%)	81 89
11	fw	138/138 (100%)	137 (99%)	1 (1%)	81 89
11	fy	138/138 (100%)	137 (99%)	1 (1%)	81 89
11	g8	138/138 (100%)	137 (99%)	1 (1%)	81 89
11	ga	138/138 (100%)	137 (99%)	1 (1%)	81 89
11	gd	138/138 (100%)	135 (98%)	3 (2%)	47 70
11	ge	138/138 (100%)	138 (100%)	0	100 100
11	gg	138/138 (100%)	138 (100%)	0	100 100
11	gi	138/138 (100%)	137 (99%)	1 (1%)	81 89
11	gk	138/138 (100%)	138 (100%)	0	100 100
11	gn	138/138 (100%)	138 (100%)	0	100 100
11	gp	138/138 (100%)	136 (99%)	2 (1%)	62 79
11	gr	138/138 (100%)	134 (97%)	4 (3%)	37 64
11	gt	138/138 (100%)	134 (97%)	4 (3%)	37 64
11	gv	138/138 (100%)	135 (98%)	3 (2%)	47 70
11	gx	138/138 (100%)	135 (98%)	3 (2%)	47 70
11	h2	138/138 (100%)	138 (100%)	0	100 100
11	h3	138/138 (100%)	137 (99%)	1 (1%)	81 89
11	h8	138/138 (100%)	137 (99%)	1 (1%)	81 89
11	hB	138/138 (100%)	137 (99%)	1 (1%)	81 89
11	hD	138/138 (100%)	136 (99%)	2 (1%)	62 79
11	hG	138/138 (100%)	137 (99%)	1 (1%)	81 89
11	hH	138/138 (100%)	137 (99%)	1 (1%)	81 89
11	hJ	138/138 (100%)	137 (99%)	1 (1%)	81 89
11	hL	138/138 (100%)	137 (99%)	1 (1%)	81 89
11	hN	138/138 (100%)	137 (99%)	1 (1%)	81 89
11	hP	138/138 (100%)	137 (99%)	1 (1%)	81 89

Continued on next page...

Continued from previous page...

Mol	Chain	Analysed	Rotameric	Outliers	Percentiles
11	hR	138/138 (100%)	137 (99%)	1 (1%)	81 89
11	hT	138/138 (100%)	136 (99%)	2 (1%)	62 79
11	hV	138/138 (100%)	136 (99%)	2 (1%)	62 79
11	hX	138/138 (100%)	137 (99%)	1 (1%)	81 89
11	iC	138/138 (100%)	138 (100%)	0	100 100
11	iD	138/138 (100%)	134 (97%)	4 (3%)	37 64
11	iE	112/138 (81%)	110 (98%)	2 (2%)	54 74
11	iF	112/138 (81%)	112 (100%)	0	100 100
11	iG	114/138 (83%)	112 (98%)	2 (2%)	54 74
11	iH	114/138 (83%)	114 (100%)	0	100 100
11	j2	138/138 (100%)	138 (100%)	0	100 100
11	j3	138/138 (100%)	137 (99%)	1 (1%)	81 89
11	jI	110/138 (80%)	110 (100%)	0	100 100
11	jJ	110/138 (80%)	110 (100%)	0	100 100
11	jK	111/138 (80%)	109 (98%)	2 (2%)	54 74
11	jL	111/138 (80%)	111 (100%)	0	100 100
11	jM	111/138 (80%)	111 (100%)	0	100 100
11	jN	111/138 (80%)	110 (99%)	1 (1%)	75 86
11	jO	111/138 (80%)	107 (96%)	4 (4%)	30 59
11	jP	111/138 (80%)	110 (99%)	1 (1%)	75 86
11	kQ	110/138 (80%)	110 (100%)	0	100 100
11	kR	110/138 (80%)	110 (100%)	0	100 100
11	kS	113/138 (82%)	112 (99%)	1 (1%)	75 86
11	kT	112/138 (81%)	111 (99%)	1 (1%)	75 86
11	kU	110/138 (80%)	109 (99%)	1 (1%)	75 86
11	kV	110/138 (80%)	109 (99%)	1 (1%)	75 86
11	kW	113/138 (82%)	112 (99%)	1 (1%)	75 86
11	kX	113/138 (82%)	112 (99%)	1 (1%)	75 86
11	l2	138/138 (100%)	138 (100%)	0	100 100
11	l3	138/138 (100%)	136 (99%)	2 (1%)	62 79
11	l6	138/138 (100%)	138 (100%)	0	100 100

Continued on next page...

Continued from previous page...

Mol	Chain	Analysed	Rotameric	Outliers	Percentiles
11	l7	138/138 (100%)	137 (99%)	1 (1%)	81 89
11	lb	138/138 (100%)	137 (99%)	1 (1%)	81 89
11	ld	138/138 (100%)	136 (99%)	2 (1%)	62 79
11	lf	138/138 (100%)	136 (99%)	2 (1%)	62 79
11	lh	138/138 (100%)	137 (99%)	1 (1%)	81 89
11	lj	138/138 (100%)	135 (98%)	3 (2%)	47 70
11	ll	138/138 (100%)	136 (99%)	2 (1%)	62 79
11	ln	138/138 (100%)	138 (100%)	0	100 100
11	lp	138/138 (100%)	138 (100%)	0	100 100
11	lr	138/138 (100%)	138 (100%)	0	100 100
11	lt	138/138 (100%)	138 (100%)	0	100 100
11	lv	138/138 (100%)	138 (100%)	0	100 100
11	lx	138/138 (100%)	137 (99%)	1 (1%)	81 89
11	n2	138/138 (100%)	138 (100%)	0	100 100
11	n3	138/138 (100%)	137 (99%)	1 (1%)	81 89
11	n4	138/138 (100%)	138 (100%)	0	100 100
11	n5	138/138 (100%)	138 (100%)	0	100 100
11	n6	138/138 (100%)	138 (100%)	0	100 100
11	n7	138/138 (100%)	138 (100%)	0	100 100
11	n8	138/138 (100%)	137 (99%)	1 (1%)	81 89
11	n9	138/138 (100%)	138 (100%)	0	100 100
11	o8	138/138 (100%)	137 (99%)	1 (1%)	81 89
11	p2	138/138 (100%)	138 (100%)	0	100 100
11	p3	138/138 (100%)	137 (99%)	1 (1%)	81 89
11	p4	138/138 (100%)	138 (100%)	0	100 100
11	p5	138/138 (100%)	138 (100%)	0	100 100
11	p6	138/138 (100%)	137 (99%)	1 (1%)	81 89
11	p7	138/138 (100%)	138 (100%)	0	100 100
11	p8	138/138 (100%)	138 (100%)	0	100 100
11	p9	138/138 (100%)	138 (100%)	0	100 100
11	r2	138/138 (100%)	138 (100%)	0	100 100

Continued on next page...

Continued from previous page...

Mol	Chain	Analysed	Rotameric	Outliers	Percentiles
11	r3	138/138 (100%)	136 (99%)	2 (1%)	62 79
11	r4	138/138 (100%)	138 (100%)	0	100 100
11	r5	138/138 (100%)	138 (100%)	0	100 100
11	r6	138/138 (100%)	137 (99%)	1 (1%)	81 89
11	r7	138/138 (100%)	138 (100%)	0	100 100
11	r9	138/138 (100%)	138 (100%)	0	100 100
11	t2	138/138 (100%)	138 (100%)	0	100 100
11	t3	138/138 (100%)	138 (100%)	0	100 100
11	t4	138/138 (100%)	138 (100%)	0	100 100
11	t5	138/138 (100%)	138 (100%)	0	100 100
11	t6	138/138 (100%)	137 (99%)	1 (1%)	81 89
11	t7	138/138 (100%)	138 (100%)	0	100 100
11	t9	138/138 (100%)	138 (100%)	0	100 100
11	v2	138/138 (100%)	138 (100%)	0	100 100
11	v3	138/138 (100%)	137 (99%)	1 (1%)	81 89
11	v4	138/138 (100%)	138 (100%)	0	100 100
11	v5	138/138 (100%)	138 (100%)	0	100 100
11	v6	138/138 (100%)	138 (100%)	0	100 100
11	v7	138/138 (100%)	137 (99%)	1 (1%)	81 89
11	v9	138/138 (100%)	138 (100%)	0	100 100
11	w8	138/138 (100%)	138 (100%)	0	100 100
11	x2	138/138 (100%)	138 (100%)	0	100 100
11	x3	138/138 (100%)	138 (100%)	0	100 100
11	x4	138/138 (100%)	138 (100%)	0	100 100
11	x5	138/138 (100%)	138 (100%)	0	100 100
11	x6	138/138 (100%)	138 (100%)	0	100 100
11	x7	138/138 (100%)	138 (100%)	0	100 100
11	x9	138/138 (100%)	138 (100%)	0	100 100
11	y6	138/138 (100%)	137 (99%)	1 (1%)	81 89
11	y7	138/138 (100%)	138 (100%)	0	100 100
11	y8	138/138 (100%)	138 (100%)	0	100 100

Continued on next page...

Continued from previous page...

Mol	Chain	Analysed	Rotameric	Outliers	Percentiles	
11	z2	138/138 (100%)	138 (100%)	0	100	100
11	z3	138/138 (100%)	138 (100%)	0	100	100
11	z4	138/138 (100%)	138 (100%)	0	100	100
11	z5	138/138 (100%)	138 (100%)	0	100	100
11	z6	138/138 (100%)	138 (100%)	0	100	100
11	z7	138/138 (100%)	136 (99%)	2 (1%)	62	79
11	z9	138/138 (100%)	136 (99%)	2 (1%)	62	79
12	34	213/246 (87%)	213 (100%)	0	100	100
12	A2	213/246 (87%)	213 (100%)	0	100	100
12	U8	213/246 (87%)	213 (100%)	0	100	100
12	Y5	213/246 (87%)	212 (100%)	1 (0%)	86	93
12	Z9	213/246 (87%)	212 (100%)	1 (0%)	86	93
12	a3	213/246 (87%)	212 (100%)	1 (0%)	86	93
12	aY	213/246 (87%)	212 (100%)	1 (0%)	86	93
12	b8	213/246 (87%)	213 (100%)	0	100	100
12	b9	213/246 (87%)	213 (100%)	0	100	100
12	bY	213/246 (87%)	212 (100%)	1 (0%)	86	93
12	dw	213/246 (87%)	209 (98%)	4 (2%)	52	73
12	dx	213/246 (87%)	212 (100%)	1 (0%)	86	93
12	ey	213/246 (87%)	210 (99%)	3 (1%)	62	79
12	ez	212/246 (86%)	212 (100%)	0	100	100
13	B2	309/393 (79%)	309 (100%)	0	100	100
13	b3	309/393 (79%)	307 (99%)	2 (1%)	84	91
14	44	193/225 (86%)	192 (100%)	1 (0%)	86	93
14	C2	193/225 (86%)	192 (100%)	1 (0%)	86	93
14	D2	188/225 (84%)	188 (100%)	0	100	100
14	T8	193/225 (86%)	193 (100%)	0	100	100
14	Y9	193/225 (86%)	193 (100%)	0	100	100
14	Z5	193/225 (86%)	191 (99%)	2 (1%)	73	84
14	aZ	193/225 (86%)	192 (100%)	1 (0%)	86	93
14	bZ	193/225 (86%)	192 (100%)	1 (0%)	86	93

Continued on next page...

Continued from previous page...

Mol	Chain	Analysed	Rotameric	Outliers	Percentiles	
14	c3	193/225 (86%)	192 (100%)	1 (0%)	86	93
14	c8	193/225 (86%)	192 (100%)	1 (0%)	86	93
14	c9	193/225 (86%)	191 (99%)	2 (1%)	73	84
14	d3	188/225 (84%)	187 (100%)	1 (0%)	86	93
14	d8	188/225 (84%)	188 (100%)	0	100	100
14	d9	188/225 (84%)	188 (100%)	0	100	100
14	e8	188/225 (84%)	185 (98%)	3 (2%)	58	76
14	e9	188/225 (84%)	188 (100%)	0	100	100
15	14	205/209 (98%)	204 (100%)	1 (0%)	86	93
15	R8	203/209 (97%)	199 (98%)	4 (2%)	50	72
15	W5	205/209 (98%)	204 (100%)	1 (0%)	86	93
15	W9	203/209 (97%)	197 (97%)	6 (3%)	36	63
15	aW	206/209 (99%)	202 (98%)	4 (2%)	52	73
15	bW	206/209 (99%)	202 (98%)	4 (2%)	52	73
16	24	265/298 (89%)	264 (100%)	1 (0%)	89	95
16	S8	266/298 (89%)	265 (100%)	1 (0%)	89	95
16	X5	266/298 (89%)	257 (97%)	9 (3%)	32	60
16	X9	266/298 (89%)	260 (98%)	6 (2%)	45	69
16	aX	266/298 (89%)	263 (99%)	3 (1%)	70	83
16	bX	266/298 (89%)	260 (98%)	6 (2%)	45	69
17	V8	126/126 (100%)	126 (100%)	0	100	100
17	X8	126/126 (100%)	126 (100%)	0	100	100
17	Z8	126/126 (100%)	126 (100%)	0	100	100
17	a4	126/126 (100%)	126 (100%)	0	100	100
17	a5	126/126 (100%)	126 (100%)	0	100	100
17	aa	126/126 (100%)	126 (100%)	0	100	100
17	ac	126/126 (100%)	125 (99%)	1 (1%)	79	88
17	ae	127/126 (101%)	127 (100%)	0	100	100
17	ag	126/126 (100%)	126 (100%)	0	100	100
17	ai	126/126 (100%)	126 (100%)	0	100	100
17	ak	126/126 (100%)	123 (98%)	3 (2%)	44	68

Continued on next page...

Continued from previous page...

Mol	Chain	Analysed	Rotameric	Outliers	Percentiles
17	b4	126/126 (100%)	126 (100%)	0	100 100
17	b5	126/126 (100%)	125 (99%)	1 (1%)	79 88
17	ba	126/126 (100%)	126 (100%)	0	100 100
17	bc	126/126 (100%)	126 (100%)	0	100 100
17	be	127/126 (101%)	127 (100%)	0	100 100
17	bg	126/126 (100%)	126 (100%)	0	100 100
17	bi	126/126 (100%)	126 (100%)	0	100 100
17	bk	126/126 (100%)	126 (100%)	0	100 100
17	ca	126/126 (100%)	125 (99%)	1 (1%)	79 88
17	cc	126/126 (100%)	123 (98%)	3 (2%)	44 68
17	ce	127/126 (101%)	127 (100%)	0	100 100
17	cg	126/126 (100%)	124 (98%)	2 (2%)	58 76
17	ci	126/126 (100%)	125 (99%)	1 (1%)	79 88
17	ck	126/126 (100%)	126 (100%)	0	100 100
17	d4	126/126 (100%)	126 (100%)	0	100 100
17	d5	126/126 (100%)	126 (100%)	0	100 100
17	f4	126/126 (100%)	126 (100%)	0	100 100
17	f5	126/126 (100%)	126 (100%)	0	100 100
17	g9	126/126 (100%)	126 (100%)	0	100 100
17	i4	126/126 (100%)	126 (100%)	0	100 100
17	i5	126/126 (100%)	125 (99%)	1 (1%)	79 88
17	i9	126/126 (100%)	126 (100%)	0	100 100
17	k4	126/126 (100%)	126 (100%)	0	100 100
17	k5	126/126 (100%)	126 (100%)	0	100 100
17	k9	126/126 (100%)	126 (100%)	0	100 100
18	W8	136/136 (100%)	136 (100%)	0	100 100
18	Y8	136/136 (100%)	135 (99%)	1 (1%)	81 89
18	ab	136/136 (100%)	136 (100%)	0	100 100
18	ad	136/136 (100%)	135 (99%)	1 (1%)	81 89
18	af	136/136 (100%)	134 (98%)	2 (2%)	60 77
18	ah	136/136 (100%)	134 (98%)	2 (2%)	60 77

Continued on next page...

Continued from previous page...

Mol	Chain	Analysed	Rotameric	Outliers	Percentiles
18	aj	136/136 (100%)	133 (98%)	3 (2%)	47 70
18	al	136/136 (100%)	135 (99%)	1 (1%)	81 89
18	bb	136/136 (100%)	136 (100%)	0	100 100
18	bd	136/136 (100%)	133 (98%)	3 (2%)	47 70
18	bf	136/136 (100%)	136 (100%)	0	100 100
18	bh	136/136 (100%)	136 (100%)	0	100 100
18	bj	137/136 (101%)	136 (99%)	1 (1%)	81 89
18	bl	136/136 (100%)	136 (100%)	0	100 100
18	c4	136/136 (100%)	136 (100%)	0	100 100
18	c5	136/136 (100%)	134 (98%)	2 (2%)	60 77
18	cb	136/136 (100%)	134 (98%)	2 (2%)	60 77
18	cd	136/136 (100%)	135 (99%)	1 (1%)	81 89
18	cf	136/136 (100%)	135 (99%)	1 (1%)	81 89
18	ch	136/136 (100%)	134 (98%)	2 (2%)	60 77
18	cj	137/136 (101%)	135 (98%)	2 (2%)	60 77
18	cl	136/136 (100%)	133 (98%)	3 (2%)	47 70
18	e4	136/136 (100%)	136 (100%)	0	100 100
18	e5	136/136 (100%)	136 (100%)	0	100 100
18	f9	136/136 (100%)	136 (100%)	0	100 100
18	g4	136/136 (100%)	136 (100%)	0	100 100
18	g5	136/136 (100%)	135 (99%)	1 (1%)	81 89
18	h4	136/136 (100%)	136 (100%)	0	100 100
18	h5	136/136 (100%)	136 (100%)	0	100 100
18	h9	136/136 (100%)	135 (99%)	1 (1%)	81 89
18	j4	137/136 (101%)	137 (100%)	0	100 100
18	j5	137/136 (101%)	137 (100%)	0	100 100
18	j9	136/136 (100%)	136 (100%)	0	100 100
18	l4	136/136 (100%)	135 (99%)	1 (1%)	81 89
18	l5	136/136 (100%)	134 (98%)	2 (2%)	60 77
18	l9	136/136 (100%)	136 (100%)	0	100 100
19	a8	301/428 (70%)	301 (100%)	0	100 100

Continued on next page...

Continued from previous page...

Mol	Chain	Analysed	Rotameric	Outliers	Percentiles
19	a9	301/428 (70%)	300 (100%)	1 (0%)	91 96
20	dy	257/295 (87%)	254 (99%)	3 (1%)	67 82
20	dz	257/295 (87%)	254 (99%)	3 (1%)	67 82
21	ew	195/233 (84%)	194 (100%)	1 (0%)	86 93
21	ex	195/233 (84%)	195 (100%)	0	100 100
21	fd	166/233 (71%)	165 (99%)	1 (1%)	84 91
21	fz	166/233 (71%)	163 (98%)	3 (2%)	54 74
22	eY	228/261 (87%)	226 (99%)	2 (1%)	75 86
22	eZ	228/261 (87%)	225 (99%)	3 (1%)	65 81
23	hY	180/277 (65%)	179 (99%)	1 (1%)	84 91
23	hZ	180/277 (65%)	179 (99%)	1 (1%)	84 91
23	ly	197/277 (71%)	196 (100%)	1 (0%)	86 93
23	lz	197/277 (71%)	194 (98%)	3 (2%)	60 77
24	gy	213/246 (87%)	212 (100%)	1 (0%)	86 93
24	gz	213/246 (87%)	212 (100%)	1 (0%)	86 93
25	ka	225/307 (73%)	221 (98%)	4 (2%)	54 74
25	kb	225/307 (73%)	222 (99%)	3 (1%)	65 81
All	All	121716/125196 (97%)	120969 (99%)	747 (1%)	82 91

5 of 747 residues with a non-rotameric sidechain are listed below:

Mol	Chain	Res	Type
10	cU	142	ARG
22	eZ	210	LEU
11	df	50	CYS
10	cU	140	VAL
11	dY	161	LEU

Sometimes sidechains can be flipped to improve hydrogen bonding and reduce clashes. 5 of 3467 such sidechains are listed below:

Mol	Chain	Res	Type
10	S9	121	ASN
17	ca	68	GLN
11	ge	35	ASN
18	af	63	GLN

Continued on next page...

Continued from previous page...

Mol	Chain	Res	Type
10	S9	76	GLN

5.3.3 RNA (i)

There are no RNA molecules in this entry.

5.4 Non-standard residues in protein, DNA, RNA chains (i)

There are no non-standard protein/DNA/RNA residues in this entry.

5.5 Carbohydrates (i)

There are no oligosaccharides in this entry.

5.6 Ligand geometry (i)

2048 ligands are modelled in this entry.

In the following table, the Counts columns list the number of bonds (or angles) for which Mogul statistics could be retrieved, the number of bonds (or angles) that are observed in the model and the number of bonds (or angles) that are defined in the Chemical Component Dictionary. The Link column lists molecule types, if any, to which the group is linked. The Z score for a bond length (or angle) is the number of standard deviations the observed value is removed from the expected value. A bond length (or angle) with $|Z| > 2$ is considered an outlier worth inspection. RMSZ is the root-mean-square of all Z scores of the bond lengths (or angles).

Mol	Type	Chain	Res	Link	Bond lengths			Bond angles		
					Counts	RMSZ	$\#\|Z\| > 2$	Counts	RMSZ	$\#\|Z\| > 2$
26	PEB	eI	201	-	43,46,46	1.71	4 (9%)	45,67,67	1.54	9 (20%)
26	PEB	i3	201	-	43,46,46	1.71	4 (9%)	45,67,67	1.53	9 (20%)
26	PEB	cG	202	-	43,46,46	1.64	4 (9%)	45,67,67	1.16	3 (6%)
26	PEB	eP	202	-	43,46,46	1.71	4 (9%)	45,67,67	1.54	9 (20%)
26	PEB	n6	202	-	43,46,46	2.00	7 (16%)	45,67,67	1.51	6 (13%)
28	PUB	N4	203	-	42,46,46	2.28	9 (21%)	37,67,67	2.61	9 (24%)
26	PEB	l7	201	-	43,46,46	1.72	4 (9%)	45,67,67	1.54	9 (20%)
26	PEB	bY	1001	-	43,46,46	1.71	4 (9%)	45,67,67	1.54	9 (20%)
26	PEB	R4	202	-	43,46,46	1.72	4 (9%)	45,67,67	1.54	9 (20%)
26	PEB	dN	202	-	43,46,46	1.72	4 (9%)	45,67,67	1.54	9 (20%)

Mol	Type	Chain	Res	Link	Bond lengths			Bond angles		
					Counts	RMSZ	$\#\|Z\|>2$	Counts	RMSZ	$\#\|Z\|>2$
26	PEB	C3	1001	-	43,46,46	1.71	4 (9%)	45,67,67	1.54	9 (20%)
26	PEB	s5	202	-	43,46,46	1.64	4 (9%)	45,67,67	1.16	3 (6%)
26	PEB	E8	201	-	43,46,46	1.72	4 (9%)	45,67,67	1.54	9 (20%)
26	PEB	dn	202	-	43,46,46	1.72	4 (9%)	45,67,67	1.54	9 (20%)
26	PEB	L5	202	-	43,46,46	1.99	7 (16%)	45,67,67	1.51	6 (13%)
26	PEB	cO	201	-	43,46,46	1.71	4 (9%)	45,67,67	1.54	9 (20%)
26	PEB	C5	201	-	43,46,46	1.70	4 (9%)	45,67,67	1.54	9 (20%)
26	PEB	k8	201	-	43,46,46	1.71	4 (9%)	45,67,67	1.54	9 (20%)
26	PEB	A2	1002	-	43,46,46	1.71	4 (9%)	45,67,67	1.53	9 (20%)
26	PEB	fj	202	-	43,46,46	2.00	7 (16%)	45,67,67	1.51	6 (13%)
26	PEB	m7	201	-	43,46,46	1.71	4 (9%)	45,67,67	1.53	9 (20%)
28	PUB	iD	1003	-	42,46,46	2.28	9 (21%)	37,67,67	2.62	9 (24%)
26	PEB	f9	201	-	43,46,46	1.71	4 (9%)	45,67,67	1.54	9 (20%)
26	PEB	eC	201	-	43,46,46	1.71	4 (9%)	45,67,67	1.54	9 (20%)
26	PEB	cd	201	-	43,46,46	1.71	4 (9%)	45,67,67	1.54	9 (20%)
26	PEB	U5	201	-	43,46,46	1.71	4 (9%)	45,67,67	1.54	9 (20%)
28	PUB	lz	405	-	42,46,46	2.28	9 (21%)	37,67,67	2.61	9 (24%)
26	PEB	y3	201	-	43,46,46	1.71	4 (9%)	45,67,67	1.54	9 (20%)
26	PEB	cj	201	-	43,46,46	1.71	4 (9%)	45,67,67	1.54	9 (20%)
26	PEB	gg	202	-	43,46,46	1.99	7 (16%)	45,67,67	1.51	6 (13%)
28	PUB	I8	203	-	42,46,46	2.28	9 (21%)	37,67,67	2.62	9 (24%)
28	PUB	x5	202	-	42,46,46	2.29	9 (21%)	37,67,67	2.61	9 (24%)
26	PEB	k3	201	10	43,46,46	1.71	4 (9%)	45,67,67	1.54	9 (20%)
26	PEB	p5	201	-	43,46,46	1.99	7 (16%)	45,67,67	1.51	6 (13%)
26	PEB	lg	202	-	43,46,46	1.64	4 (9%)	45,67,67	1.16	3 (6%)
29	PVN	d3	302	-	43,46,46	2.11	7 (16%)	49,67,67	2.81	19 (38%)
26	PEB	dX	201	-	43,46,46	1.71	4 (9%)	45,67,67	1.54	9 (20%)
26	PEB	iB	1001	-	43,46,46	1.72	4 (9%)	45,67,67	1.54	9 (20%)
26	PEB	cC	1001	-	43,46,46	1.71	4 (9%)	45,67,67	1.54	9 (20%)
26	PEB	W6	202	-	43,46,46	1.70	4 (9%)	45,67,67	1.54	9 (20%)
28	PUB	ez	1006	-	42,46,46	2.28	9 (21%)	37,67,67	2.62	8 (21%)
26	PEB	S7	202	-	43,46,46	1.64	4 (9%)	45,67,67	1.16	3 (6%)
28	PUB	hN	203	-	42,46,46	2.28	9 (21%)	37,67,67	2.61	9 (24%)
26	PEB	ef	201	-	43,46,46	1.72	4 (9%)	45,67,67	1.53	9 (20%)
28	PUB	fw	203	-	42,46,46	2.29	10 (23%)	37,67,67	2.62	9 (24%)

Mol	Type	Chain	Res	Link	Bond lengths			Bond angles		
					Counts	RMSZ	$\#\|Z\|>2$	Counts	RMSZ	$\#\|Z\|>2$
28	PUB	hZ	404	-	42,46,46	2.28	9 (21%)	37,67,67	2.62	9 (24%)
26	PEB	eM	1002	-	43,46,46	1.71	4 (9%)	45,67,67	1.54	9 (20%)
26	PEB	fw	201	-	43,46,46	1.71	4 (9%)	45,67,67	1.54	9 (20%)
28	PUB	bn	202	-	42,46,46	2.28	9 (21%)	37,67,67	2.62	9 (24%)
26	PEB	hO	201	-	43,46,46	1.71	4 (9%)	45,67,67	1.54	9 (20%)
28	PUB	fy	202	-	42,46,46	2.28	9 (21%)	37,67,67	2.62	9 (24%)
26	PEB	eQ	201	-	43,46,46	1.71	4 (9%)	45,67,67	1.55	9 (20%)
26	PEB	t8	201	-	43,46,46	1.72	4 (9%)	45,67,67	1.54	9 (20%)
28	PUB	kT	1003	-	42,46,46	2.28	9 (21%)	37,67,67	2.61	9 (24%)
26	PEB	eu	201	-	43,46,46	1.72	4 (9%)	45,67,67	1.54	9 (20%)
26	PEB	Z9	1001	-	43,46,46	1.71	4 (9%)	45,67,67	1.54	9 (20%)
28	PUB	hL	203	-	42,46,46	2.28	9 (21%)	37,67,67	2.62	9 (24%)
26	PEB	cR	201	-	43,46,46	1.71	4 (9%)	45,67,67	1.54	9 (20%)
26	PEB	y7	201	-	43,46,46	1.71	4 (9%)	45,67,67	1.54	9 (20%)
28	PUB	U8	1005	-	42,46,46	2.29	9 (21%)	37,67,67	2.62	9 (24%)
26	PEB	n2	202	-	43,46,46	1.99	7 (16%)	45,67,67	1.51	6 (13%)
26	PEB	cV	203	-	43,46,46	1.72	4 (9%)	45,67,67	1.54	9 (20%)
26	PEB	D3	201	-	43,46,46	1.71	4 (9%)	45,67,67	1.54	9 (20%)
26	PEB	er	202	-	43,46,46	2.00	7 (16%)	45,67,67	1.51	6 (13%)
26	PEB	A5	202	-	43,46,46	1.65	4 (9%)	45,67,67	1.16	3 (6%)
26	PEB	p9	201	-	43,46,46	1.71	4 (9%)	45,67,67	1.54	9 (20%)
28	PUB	eY	405	-	42,46,46	2.28	9 (21%)	37,67,67	2.62	9 (24%)
26	PEB	D5	201	-	43,46,46	1.71	4 (9%)	45,67,67	1.54	9 (20%)
29	PVN	34	1004	-	43,46,46	2.25	11 (25%)	49,67,67	3.53	18 (36%)
28	PUB	Z9	1005	-	42,46,46	2.28	9 (21%)	37,67,67	2.61	9 (24%)
28	PUB	dH	203	-	42,46,46	2.28	9 (21%)	37,67,67	2.61	9 (24%)
26	PEB	K6	201	-	43,46,46	1.71	4 (9%)	45,67,67	1.54	9 (20%)
26	PEB	aD	202	-	43,46,46	1.99	7 (16%)	45,67,67	1.51	6 (13%)
26	PEB	bH	202	-	43,46,46	2.00	7 (16%)	45,67,67	1.51	6 (13%)
26	PEB	cv	202	-	43,46,46	1.64	4 (9%)	45,67,67	1.17	4 (8%)
26	PEB	I5	202	-	43,46,46	1.65	4 (9%)	45,67,67	1.17	4 (8%)
28	PUB	l7	203	-	42,46,46	2.28	9 (21%)	37,67,67	2.61	9 (24%)
28	PUB	Z6	203	-	42,46,46	2.28	9 (21%)	37,67,67	2.61	9 (24%)
26	PEB	bi	201	-	43,46,46	1.71	4 (9%)	45,67,67	1.54	9 (20%)
26	PEB	iD	1001	-	43,46,46	1.72	4 (9%)	45,67,67	1.54	9 (20%)

Mol	Type	Chain	Res	Link	Bond lengths			Bond angles		
					Counts	RMSZ	$\#\|Z\|>2$	Counts	RMSZ	$\#\|Z\|>2$
28	PUB	c7	203	11	42,46,46	2.29	8 (19%)	37,67,67	2.61	9 (24%)
28	PUB	cO	203	-	42,46,46	2.29	9 (21%)	37,67,67	2.61	9 (24%)
26	PEB	af	202	-	43,46,46	1.99	7 (16%)	45,67,67	1.51	6 (13%)
26	PEB	c5	202	-	43,46,46	1.71	4 (9%)	45,67,67	1.54	9 (20%)
26	PEB	gi	202	-	43,46,46	1.99	7 (16%)	45,67,67	1.51	6 (13%)
26	PEB	aH	201	-	43,46,46	1.71	4 (9%)	45,67,67	1.54	9 (20%)
26	PEB	d8	301	-	43,46,46	1.65	4 (9%)	45,67,67	1.16	4 (8%)
26	PEB	d9	303	-	43,46,46	1.71	4 (9%)	45,67,67	1.54	9 (20%)
28	PUB	e7	203	11	42,46,46	2.27	9 (21%)	37,67,67	2.61	9 (24%)
26	PEB	a8	602	-	43,46,46	1.71	4 (9%)	45,67,67	1.54	9 (20%)
26	PEB	cl	202	-	43,46,46	1.99	7 (16%)	45,67,67	1.51	6 (13%)
26	PEB	K5	1002	-	43,46,46	1.65	4 (9%)	45,67,67	1.16	3 (6%)
26	PEB	z2	202	-	43,46,46	1.71	4 (9%)	45,67,67	1.54	9 (20%)
26	PEB	E2	1002	-	43,46,46	1.65	4 (9%)	45,67,67	1.17	3 (6%)
26	PEB	gl	202	10	43,46,46	1.65	4 (9%)	45,67,67	1.16	4 (8%)
26	PEB	lm	1001	-	43,46,46	1.71	4 (9%)	45,67,67	1.54	9 (20%)
26	PEB	O4	1002	-	43,46,46	1.70	4 (9%)	45,67,67	1.54	9 (20%)
28	PUB	ge	203	-	42,46,46	2.28	9 (21%)	37,67,67	2.61	9 (24%)
26	PEB	A3	201	-	43,46,46	1.71	4 (9%)	45,67,67	1.54	9 (20%)
26	PEB	w9	202	-	43,46,46	1.71	4 (9%)	45,67,67	1.54	9 (20%)
26	PEB	c6	202	-	43,46,46	1.72	4 (9%)	45,67,67	1.53	9 (20%)
26	PEB	S6	201	-	43,46,46	1.71	4 (9%)	45,67,67	1.54	9 (20%)
26	PEB	f8	202	-	43,46,46	1.71	4 (9%)	45,67,67	1.54	9 (20%)
26	PEB	l3	201	-	43,46,46	1.71	4 (9%)	45,67,67	1.54	9 (20%)
26	PEB	bh	202	-	43,46,46	1.71	4 (9%)	45,67,67	1.54	9 (20%)
26	PEB	do	201	-	43,46,46	1.71	4 (9%)	45,67,67	1.54	9 (20%)
28	PUB	jL	1003	-	42,46,46	2.28	9 (21%)	37,67,67	2.61	9 (24%)
26	PEB	t9	202	-	43,46,46	1.70	4 (9%)	45,67,67	1.54	9 (20%)
26	PEB	cO	202	-	43,46,46	1.71	4 (9%)	45,67,67	1.54	9 (20%)
28	PUB	dj	203	-	42,46,46	2.29	9 (21%)	37,67,67	2.61	9 (24%)
26	PEB	fj	201	-	43,46,46	1.71	4 (9%)	45,67,67	1.54	9 (20%)
26	PEB	by	1001	-	43,46,46	1.71	4 (9%)	45,67,67	1.53	9 (20%)
26	PEB	C5	202	-	43,46,46	1.65	4 (9%)	45,67,67	1.16	4 (8%)
26	PEB	F6	202	-	43,46,46	1.71	4 (9%)	45,67,67	1.54	9 (20%)
26	PEB	gs	202	-	43,46,46	1.64	4 (9%)	45,67,67	1.16	4 (8%)

Mol	Type	Chain	Res	Link	Bond lengths			Bond angles		
					Counts	RMSZ	$\#\|Z\|>2$	Counts	RMSZ	$\#\|Z\|>2$
26	PEB	Z5	301	-	43,46,46	1.71	4 (9%)	45,67,67	1.54	9 (20%)
26	PEB	g4	202	-	43,46,46	1.98	7 (16%)	45,67,67	1.51	6 (13%)
26	PEB	U4	201	-	43,46,46	1.72	4 (9%)	45,67,67	1.54	9 (20%)
26	PEB	ad	202	-	43,46,46	1.99	7 (16%)	45,67,67	1.51	6 (13%)
26	PEB	hM	1002	-	43,46,46	1.65	4 (9%)	45,67,67	1.16	3 (6%)
26	PEB	Y6	201	-	43,46,46	1.71	4 (9%)	45,67,67	1.54	9 (20%)
26	PEB	H2	201	-	43,46,46	1.99	7 (16%)	45,67,67	1.52	6 (13%)
28	PUB	ez	1005	-	42,46,46	2.28	9 (21%)	37,67,67	2.61	9 (24%)
27	CYC	U1	201	5	42,46,46	3.40	14 (33%)	50,67,67	3.13	25 (50%)
26	PEB	hP	202	-	43,46,46	2.00	7 (16%)	45,67,67	1.51	6 (13%)
28	PUB	gz	306	-	42,46,46	2.29	9 (21%)	37,67,67	2.62	9 (24%)
28	PUB	d6	203	-	42,46,46	2.28	9 (21%)	37,67,67	2.61	8 (21%)
28	PUB	el	203	-	42,46,46	2.28	9 (21%)	37,67,67	2.61	8 (21%)
26	PEB	F7	201	-	43,46,46	1.99	7 (16%)	45,67,67	1.51	6 (13%)
26	PEB	J9	201	-	43,46,46	1.71	4 (9%)	45,67,67	1.54	9 (20%)
28	PUB	cR	203	-	42,46,46	2.28	9 (21%)	37,67,67	2.61	9 (24%)
26	PEB	V6	201	-	43,46,46	1.72	4 (9%)	45,67,67	1.54	9 (20%)
26	PEB	dp	201	-	43,46,46	1.71	4 (9%)	45,67,67	1.54	9 (20%)
28	PUB	dd	203	-	42,46,46	2.28	9 (21%)	37,67,67	2.61	8 (21%)
26	PEB	dW	202	-	43,46,46	1.71	4 (9%)	45,67,67	1.53	9 (20%)
26	PEB	hQ	202	-	43,46,46	1.65	4 (9%)	45,67,67	1.17	3 (6%)
26	PEB	hX	202	-	43,46,46	1.99	7 (16%)	45,67,67	1.50	6 (13%)
28	PUB	z2	203	-	42,46,46	2.27	9 (21%)	37,67,67	2.61	9 (24%)
26	PEB	l5	202	-	43,46,46	1.72	4 (9%)	45,67,67	1.54	9 (20%)
27	CYC	q1	201	-	42,46,46	3.40	14 (33%)	50,67,67	3.14	25 (50%)
28	PUB	aF	203	-	42,46,46	2.28	9 (21%)	37,67,67	2.62	8 (21%)
26	PEB	t4	201	-	43,46,46	1.71	4 (9%)	45,67,67	1.54	9 (20%)
26	PEB	L6	201	-	43,46,46	1.71	4 (9%)	45,67,67	1.54	9 (20%)
28	PUB	F9	203	-	42,46,46	2.28	9 (21%)	37,67,67	2.62	9 (24%)
28	PUB	K8	203	-	42,46,46	2.28	9 (21%)	37,67,67	2.62	8 (21%)
26	PEB	iH	1001	-	43,46,46	1.71	4 (9%)	45,67,67	1.54	9 (20%)
26	PEB	N6	202	-	43,46,46	1.64	4 (9%)	45,67,67	1.17	4 (8%)
29	PVN	c3	303	-	43,46,46	2.07	10 (23%)	49,67,67	3.41	17 (34%)
26	PEB	j9	201	-	43,46,46	1.71	4 (9%)	45,67,67	1.54	9 (20%)
26	PEB	fa	201	-	43,46,46	1.71	4 (9%)	45,67,67	1.54	9 (20%)

Mol	Type	Chain	Res	Link	Bond lengths			Bond angles		
					Counts	RMSZ	$\#\|Z\|>2$	Counts	RMSZ	$\#\|Z\|>2$
28	PUB	J4	203	-	42,46,46	2.28	9 (21%)	37,67,67	2.61	8 (21%)
28	PUB	n9	403	-	42,46,46	2.28	9 (21%)	37,67,67	2.62	9 (24%)
26	PEB	Z3	202	-	43,46,46	1.98	7 (16%)	45,67,67	1.51	6 (13%)
26	PEB	ah	201	-	43,46,46	1.71	4 (9%)	45,67,67	1.54	9 (20%)
26	PEB	cY	201	-	43,46,46	1.71	4 (9%)	45,67,67	1.54	9 (20%)
29	PVN	eZ	402	-	43,46,46	2.02	8 (18%)	49,67,67	3.88	17 (34%)
26	PEB	q9	201	-	43,46,46	1.71	4 (9%)	45,67,67	1.54	9 (20%)
28	PUB	e8	305	-	42,46,46	2.28	9 (21%)	37,67,67	2.61	9 (24%)
26	PEB	aj	202	18	43,46,46	1.98	7 (16%)	45,67,67	1.51	6 (13%)
26	PEB	Y9	302	-	43,46,46	1.71	4 (9%)	45,67,67	1.54	9 (20%)
26	PEB	aS	201	-	43,46,46	1.71	4 (9%)	45,67,67	1.54	9 (20%)
28	PUB	dl	203	-	42,46,46	2.28	9 (21%)	37,67,67	2.61	9 (24%)
26	PEB	bD	202	-	43,46,46	1.99	7 (16%)	45,67,67	1.51	6 (13%)
26	PEB	e3	1002	-	43,46,46	1.65	4 (9%)	45,67,67	1.16	3 (6%)
28	PUB	hB	203	-	42,46,46	2.28	9 (21%)	37,67,67	2.61	9 (24%)
26	PEB	eS	201	-	43,46,46	1.74	4 (9%)	45,67,67	1.55	9 (20%)
26	PEB	eY	401	-	43,46,46	1.64	4 (9%)	45,67,67	1.17	3 (6%)
26	PEB	J7	201	-	43,46,46	1.98	7 (16%)	45,67,67	1.51	6 (13%)
26	PEB	S4	202	-	43,46,46	1.71	4 (9%)	45,67,67	1.53	9 (20%)
28	PUB	lj	202	-	42,46,46	2.28	9 (21%)	37,67,67	2.61	9 (24%)
26	PEB	W3	203	-	43,46,46	1.98	7 (16%)	45,67,67	1.51	6 (13%)
28	PUB	eH	203	-	42,46,46	2.28	9 (21%)	37,67,67	2.62	9 (24%)
26	PEB	gj	201	-	43,46,46	1.71	4 (9%)	45,67,67	1.54	9 (20%)
28	PUB	A2	1006	-	42,46,46	2.28	9 (21%)	37,67,67	2.61	9 (24%)
26	PEB	cP	202	-	43,46,46	1.70	4 (9%)	45,67,67	1.54	9 (20%)
28	PUB	eJ	203	-	42,46,46	2.28	9 (21%)	37,67,67	2.61	9 (24%)
26	PEB	r5	202	-	43,46,46	2.00	7 (16%)	45,67,67	1.51	6 (13%)
26	PEB	b7	201	-	43,46,46	1.70	4 (9%)	45,67,67	1.54	9 (20%)
28	PUB	V7	203	11	42,46,46	2.29	9 (21%)	37,67,67	2.61	9 (24%)
28	PUB	gp	203	-	42,46,46	2.28	9 (21%)	37,67,67	2.61	8 (21%)
28	PUB	gg	203	-	42,46,46	2.28	9 (21%)	37,67,67	2.62	9 (24%)
26	PEB	o9	201	-	43,46,46	1.71	4 (9%)	45,67,67	1.54	9 (20%)
26	PEB	bo	201	11	43,46,46	1.72	4 (9%)	45,67,67	1.54	9 (20%)
26	PEB	hD	201	-	43,46,46	1.71	4 (9%)	45,67,67	1.54	9 (20%)
28	PUB	z5	203	-	42,46,46	2.28	9 (21%)	37,67,67	2.62	9 (24%)

Mol	Type	Chain	Res	Link	Bond lengths			Bond angles		
					Counts	RMSZ	$\#\|Z\|>2$	Counts	RMSZ	$\#\|Z\|>2$
28	PUB	ev	203	11	42,46,46	2.27	9 (21%)	37,67,67	2.61	8 (21%)
26	PEB	aY	401	-	43,46,46	1.71	4 (9%)	45,67,67	1.54	9 (20%)
26	PEB	V2	202	11	43,46,46	2.00	7 (16%)	45,67,67	1.51	6 (13%)
28	PUB	dn	203	-	42,46,46	2.28	9 (21%)	37,67,67	2.61	9 (24%)
26	PEB	P4	202	-	43,46,46	1.70	4 (9%)	45,67,67	1.54	9 (20%)
26	PEB	O3	1001	-	43,46,46	1.71	4 (9%)	45,67,67	1.54	9 (20%)
26	PEB	Y2	202	-	43,46,46	1.71	4 (9%)	45,67,67	1.54	9 (20%)
26	PEB	P6	202	-	43,46,46	1.71	4 (9%)	45,67,67	1.53	9 (20%)
28	PUB	hJ	203	-	42,46,46	2.28	9 (21%)	37,67,67	2.62	8 (21%)
29	PVN	dx	405	-	43,46,46	2.08	7 (16%)	49,67,67	3.11	17 (34%)
26	PEB	s3	202	-	43,46,46	1.65	4 (9%)	45,67,67	1.16	3 (6%)
28	PUB	v6	203	-	42,46,46	2.28	9 (21%)	37,67,67	2.62	8 (21%)
26	PEB	hH	201	-	43,46,46	1.70	4 (9%)	45,67,67	1.54	9 (20%)
26	PEB	c9	302	-	43,46,46	1.70	4 (9%)	45,67,67	1.54	9 (20%)
26	PEB	u4	202	-	43,46,46	1.72	4 (9%)	45,67,67	1.53	9 (20%)
26	PEB	w8	202	-	43,46,46	1.71	4 (9%)	45,67,67	1.54	9 (20%)
26	PEB	aB	201	-	43,46,46	1.72	4 (9%)	45,67,67	1.53	9 (20%)
26	PEB	Y7	1002	-	43,46,46	1.65	4 (9%)	45,67,67	1.16	3 (6%)
26	PEB	S7	201	-	43,46,46	1.71	4 (9%)	45,67,67	1.54	9 (20%)
26	PEB	kW	1001	-	43,46,46	1.70	4 (9%)	45,67,67	1.54	9 (20%)
26	PEB	go	201	-	43,46,46	1.70	4 (9%)	45,67,67	1.54	9 (20%)
26	PEB	hW	202	-	43,46,46	1.65	4 (9%)	45,67,67	1.16	4 (8%)
28	PUB	eV	203	-	42,46,46	2.28	9 (21%)	37,67,67	2.61	8 (21%)
26	PEB	cD	202	-	43,46,46	1.64	4 (9%)	45,67,67	1.16	3 (6%)
26	PEB	cp	201	-	43,46,46	1.71	4 (9%)	45,67,67	1.54	9 (20%)
29	PVN	D2	303	-	43,46,46	2.12	7 (16%)	49,67,67	2.81	19 (38%)
26	PEB	m5	1003	-	43,46,46	2.00	7 (16%)	45,67,67	1.51	6 (13%)
26	PEB	dV	201	-	43,46,46	1.70	4 (9%)	45,67,67	1.54	9 (20%)
26	PEB	B3	202	-	43,46,46	1.98	7 (16%)	45,67,67	1.51	6 (13%)
26	PEB	db	202	-	43,46,46	1.64	4 (9%)	45,67,67	1.16	3 (6%)
29	PVN	ez	1004	-	43,46,46	1.99	8 (18%)	49,67,67	3.01	14 (28%)
26	PEB	eO	202	-	43,46,46	1.71	4 (9%)	45,67,67	1.53	9 (20%)
26	PEB	p6	201	-	43,46,46	1.71	4 (9%)	45,67,67	1.54	9 (20%)
26	PEB	w4	202	-	43,46,46	1.65	4 (9%)	45,67,67	1.16	4 (8%)
26	PEB	U8	1002	-	43,46,46	1.71	4 (9%)	45,67,67	1.54	9 (20%)

Mol	Type	Chain	Res	Link	Bond lengths			Bond angles		
					Counts	RMSZ	$\#\|Z\|>2$	Counts	RMSZ	$\#\|Z\|>2$
28	PUB	h2	203	-	42,46,46	2.28	9 (21%)	37,67,67	2.61	9 (24%)
26	PEB	cZ	202	-	43,46,46	1.64	4 (9%)	45,67,67	1.16	3 (6%)
26	PEB	gh	202	-	43,46,46	1.64	4 (9%)	45,67,67	1.16	3 (6%)
26	PEB	dw	402	-	43,46,46	1.70	4 (9%)	45,67,67	1.54	9 (20%)
26	PEB	ft	202	-	43,46,46	1.64	4 (9%)	45,67,67	1.16	3 (6%)
26	PEB	cX	201	-	43,46,46	1.71	4 (9%)	45,67,67	1.54	9 (20%)
28	PUB	H3	203	11	42,46,46	2.28	9 (21%)	37,67,67	2.61	9 (24%)
28	PUB	bN	203	-	42,46,46	2.28	9 (21%)	37,67,67	2.61	9 (24%)
26	PEB	u6	201	-	43,46,46	1.70	4 (9%)	45,67,67	1.54	9 (20%)
26	PEB	cW	201	-	43,46,46	1.71	4 (9%)	45,67,67	1.54	9 (20%)
26	PEB	br	201	-	43,46,46	1.71	4 (9%)	45,67,67	1.53	9 (20%)
28	PUB	hZ	405	-	42,46,46	2.28	9 (21%)	37,67,67	2.62	9 (24%)
26	PEB	dh	202	-	43,46,46	1.99	7 (16%)	45,67,67	1.51	6 (13%)
26	PEB	b8	1003	-	43,46,46	1.71	4 (9%)	45,67,67	1.54	9 (20%)
28	PUB	M8	203	-	42,46,46	2.28	9 (21%)	37,67,67	2.62	9 (24%)
26	PEB	G6	202	-	43,46,46	1.64	4 (9%)	45,67,67	1.16	4 (8%)
26	PEB	U6	202	-	43,46,46	1.64	4 (9%)	45,67,67	1.16	4 (8%)
26	PEB	K2	201	10	43,46,46	1.71	4 (9%)	45,67,67	1.54	9 (20%)
28	PUB	aL	203	-	42,46,46	2.28	9 (21%)	37,67,67	2.61	8 (21%)
26	PEB	O9	202	-	43,46,46	1.65	4 (9%)	45,67,67	1.16	3 (6%)
26	PEB	lb	201	-	43,46,46	1.70	4 (9%)	45,67,67	1.54	9 (20%)
26	PEB	G5	201	-	43,46,46	1.70	4 (9%)	45,67,67	1.54	9 (20%)
28	PUB	d8	304	-	42,46,46	2.28	9 (21%)	37,67,67	2.61	9 (24%)
28	PUB	lz	404	-	42,46,46	2.29	9 (21%)	37,67,67	2.62	9 (24%)
28	PUB	J3	203	11	42,46,46	2.28	9 (21%)	37,67,67	2.62	9 (24%)
26	PEB	bl	202	-	43,46,46	1.71	4 (9%)	45,67,67	1.54	9 (20%)
26	PEB	ej	202	-	43,46,46	1.71	4 (9%)	45,67,67	1.54	9 (20%)
28	PUB	J6	203	-	42,46,46	2.28	9 (21%)	37,67,67	2.62	9 (24%)
26	PEB	bI	202	10	43,46,46	1.65	4 (9%)	45,67,67	1.17	4 (8%)
26	PEB	ly	401	-	43,46,46	1.72	4 (9%)	45,67,67	1.54	9 (20%)
26	PEB	N3	202	-	43,46,46	2.00	7 (16%)	45,67,67	1.52	6 (13%)
29	PVN	dw	404	-	43,46,46	2.02	8 (18%)	49,67,67	3.16	18 (36%)
28	PUB	z4	203	-	42,46,46	2.28	9 (21%)	37,67,67	2.61	9 (24%)
26	PEB	jM	1001	-	43,46,46	1.71	4 (9%)	45,67,67	1.54	9 (20%)
28	PUB	ax	202	-	42,46,46	2.28	9 (21%)	37,67,67	2.62	8 (21%)

Mol	Type	Chain	Res	Link	Bond lengths			Bond angles		
					Counts	RMSZ	$\#\|Z\|>2$	Counts	RMSZ	$\#\|Z\|>2$
26	PEB	o4	202	-	43,46,46	1.71	4 (9%)	45,67,67	1.54	9 (20%)
27	CYC	J1	201	5	42,46,46	3.44	18 (42%)	50,67,67	3.40	25 (50%)
26	PEB	u5	201	-	43,46,46	1.72	4 (9%)	45,67,67	1.54	9 (20%)
26	PEB	bW	301	-	43,46,46	1.70	4 (9%)	45,67,67	1.54	9 (20%)
26	PEB	M5	202	-	43,46,46	1.64	4 (9%)	45,67,67	1.16	3 (6%)
26	PEB	Y5	1001	-	43,46,46	1.70	4 (9%)	45,67,67	1.54	9 (20%)
26	PEB	r7	202	11	43,46,46	2.00	7 (16%)	45,67,67	1.51	6 (13%)
26	PEB	X6	202	-	43,46,46	1.99	7 (16%)	45,67,67	1.52	6 (13%)
26	PEB	s9	202	-	43,46,46	1.72	4 (9%)	45,67,67	1.54	9 (20%)
26	PEB	g5	202	-	43,46,46	2.00	7 (16%)	45,67,67	1.51	6 (13%)
26	PEB	F8	1001	-	43,46,46	1.71	4 (9%)	45,67,67	1.54	9 (20%)
26	PEB	aT	202	-	43,46,46	1.71	4 (9%)	45,67,67	1.54	9 (20%)
26	PEB	N8	201	-	43,46,46	1.72	4 (9%)	45,67,67	1.54	9 (20%)
28	PUB	ec	203	-	42,46,46	2.28	9 (21%)	37,67,67	2.61	9 (24%)
26	PEB	x8	201	-	43,46,46	1.72	4 (9%)	45,67,67	1.54	9 (20%)
28	PUB	p6	203	-	42,46,46	2.28	9 (21%)	37,67,67	2.61	9 (24%)
28	PUB	bR	202	-	42,46,46	2.28	9 (21%)	37,67,67	2.62	9 (24%)
26	PEB	a6	201	-	43,46,46	1.71	4 (9%)	45,67,67	1.54	9 (20%)
26	PEB	l9	201	-	43,46,46	1.70	4 (9%)	45,67,67	1.54	9 (20%)
26	PEB	P7	201	-	43,46,46	1.71	4 (9%)	45,67,67	1.55	9 (20%)
26	PEB	ee	201	-	43,46,46	1.71	4 (9%)	45,67,67	1.54	9 (20%)
26	PEB	U9	201	-	43,46,46	1.70	4 (9%)	45,67,67	1.54	9 (20%)
26	PEB	fc	202	-	43,46,46	1.99	7 (16%)	45,67,67	1.51	6 (13%)
26	PEB	t6	201	-	43,46,46	1.64	4 (9%)	45,67,67	1.16	3 (6%)
26	PEB	aQ	201	-	43,46,46	1.71	4 (9%)	45,67,67	1.53	9 (20%)
28	PUB	iF	1003	11	42,46,46	2.29	9 (21%)	37,67,67	2.62	9 (24%)
26	PEB	t2	202	-	43,46,46	1.71	4 (9%)	45,67,67	1.53	9 (20%)
26	PEB	D5	202	-	43,46,46	1.99	7 (16%)	45,67,67	1.51	6 (13%)
26	PEB	w5	202	-	43,46,46	1.64	4 (9%)	45,67,67	1.17	3 (6%)
26	PEB	dD	202	-	43,46,46	1.72	4 (9%)	45,67,67	1.54	9 (20%)
28	PUB	lv	202	-	42,46,46	2.28	9 (21%)	37,67,67	2.61	9 (24%)
26	PEB	z4	201	-	43,46,46	1.71	4 (9%)	45,67,67	1.54	9 (20%)
26	PEB	cF	201	-	43,46,46	1.99	7 (16%)	45,67,67	1.51	6 (13%)
26	PEB	L4	201	-	43,46,46	1.71	4 (9%)	45,67,67	1.54	9 (20%)
26	PEB	u2	202	-	43,46,46	1.71	4 (9%)	45,67,67	1.54	9 (20%)

Mol	Type	Chain	Res	Link	Bond lengths			Bond angles		
					Counts	RMSZ	$\#\|Z\|>2$	Counts	RMSZ	$\#\|Z\|>2$
26	PEB	B2	502	-	43,46,46	1.71	4 (9%)	45,67,67	1.54	9 (20%)
26	PEB	f3	201	-	43,46,46	1.71	4 (9%)	45,67,67	1.54	9 (20%)
26	PEB	gy	301	-	43,46,46	1.71	4 (9%)	45,67,67	1.54	9 (20%)
27	CYC	j1	201	-	42,46,46	3.44	18 (42%)	50,67,67	3.40	25 (50%)
26	PEB	M6	1001	-	43,46,46	1.72	4 (9%)	45,67,67	1.54	9 (20%)
26	PEB	t5	201	-	43,46,46	1.72	4 (9%)	45,67,67	1.54	9 (20%)
28	PUB	Y5	1005	-	42,46,46	2.28	9 (21%)	37,67,67	2.61	9 (24%)
26	PEB	h8	202	11	43,46,46	1.99	7 (16%)	45,67,67	1.51	6 (13%)
26	PEB	U2	201	-	43,46,46	1.71	4 (9%)	45,67,67	1.54	9 (20%)
28	PUB	e8	304	-	42,46,46	2.28	9 (21%)	37,67,67	2.61	9 (24%)
26	PEB	H9	202	-	43,46,46	2.00	7 (16%)	45,67,67	1.52	6 (13%)
26	PEB	fv	201	-	43,46,46	1.71	4 (9%)	45,67,67	1.54	9 (20%)
28	PUB	v7	203	-	42,46,46	2.27	9 (21%)	37,67,67	2.61	9 (24%)
28	PUB	x6	203	-	42,46,46	2.28	9 (21%)	37,67,67	2.62	9 (24%)
26	PEB	e7	202	-	43,46,46	1.99	7 (16%)	45,67,67	1.51	6 (13%)
26	PEB	dS	201	-	43,46,46	1.71	4 (9%)	45,67,67	1.54	9 (20%)
26	PEB	af	201	-	43,46,46	1.71	4 (9%)	45,67,67	1.54	9 (20%)
26	PEB	dU	202	-	43,46,46	1.66	4 (9%)	45,67,67	1.17	4 (8%)
26	PEB	y3	202	-	43,46,46	1.65	4 (9%)	45,67,67	1.16	3 (6%)
26	PEB	dI	1001	-	43,46,46	1.71	4 (9%)	45,67,67	1.54	9 (20%)
26	PEB	b3	502	-	43,46,46	1.70	4 (9%)	45,67,67	1.54	9 (20%)
27	CYC	p1	201	-	42,46,46	3.44	18 (42%)	50,67,67	3.39	25 (50%)
26	PEB	dW	201	-	43,46,46	1.72	4 (9%)	45,67,67	1.54	9 (20%)
26	PEB	bS	202	10	43,46,46	1.65	4 (9%)	45,67,67	1.16	4 (8%)
26	PEB	a4	201	-	43,46,46	1.71	4 (9%)	45,67,67	1.54	9 (20%)
26	PEB	bx	201	-	43,46,46	1.71	4 (9%)	45,67,67	1.54	9 (20%)
26	PEB	ez	1003	-	43,46,46	1.71	4 (9%)	45,67,67	1.54	9 (20%)
26	PEB	Q2	1001	-	43,46,46	1.70	4 (9%)	45,67,67	1.54	9 (20%)
26	PEB	k8	203	-	43,46,46	1.70	4 (9%)	45,67,67	1.53	9 (20%)
26	PEB	bP	201	-	43,46,46	1.71	4 (9%)	45,67,67	1.53	9 (20%)
28	PUB	ey	1006	-	42,46,46	2.28	9 (21%)	37,67,67	2.62	9 (24%)
26	PEB	do	202	-	43,46,46	1.71	4 (9%)	45,67,67	1.54	9 (20%)
26	PEB	ld	201	-	43,46,46	1.65	4 (9%)	45,67,67	1.16	3 (6%)
26	PEB	H8	201	-	43,46,46	1.71	4 (9%)	45,67,67	1.54	9 (20%)
26	PEB	dc	203	-	43,46,46	1.71	4 (9%)	45,67,67	1.54	9 (20%)

Mol	Type	Chain	Res	Link	Bond lengths			Bond angles		
					Counts	RMSZ	$\#\|Z\|>2$	Counts	RMSZ	$\#\|Z\|>2$
26	PEB	T2	201	-	43,46,46	1.71	4 (9%)	45,67,67	1.54	9 (20%)
26	PEB	dd	201	-	43,46,46	1.71	4 (9%)	45,67,67	1.54	9 (20%)
26	PEB	hE	1001	-	43,46,46	1.71	4 (9%)	45,67,67	1.54	9 (20%)
26	PEB	hV	201	-	43,46,46	1.71	4 (9%)	45,67,67	1.54	9 (20%)
26	PEB	gx	202	-	43,46,46	1.99	7 (16%)	45,67,67	1.51	6 (13%)
26	PEB	fw	202	-	43,46,46	2.00	7 (16%)	45,67,67	1.51	6 (13%)
26	PEB	I8	201	-	43,46,46	1.71	4 (9%)	45,67,67	1.54	9 (20%)
26	PEB	cT	1001	-	43,46,46	1.71	4 (9%)	45,67,67	1.54	9 (20%)
26	PEB	gb	1002	10	43,46,46	1.65	4 (9%)	45,67,67	1.17	4 (8%)
26	PEB	aA	201	-	43,46,46	1.72	4 (9%)	45,67,67	1.53	9 (20%)
26	PEB	lp	202	-	43,46,46	1.99	7 (16%)	45,67,67	1.51	6 (13%)
26	PEB	v5	201	-	43,46,46	1.72	4 (9%)	45,67,67	1.54	9 (20%)
26	PEB	q3	1001	-	43,46,46	1.71	4 (9%)	45,67,67	1.54	9 (20%)
26	PEB	T8	301	-	43,46,46	1.71	4 (9%)	45,67,67	1.54	9 (20%)
28	PUB	cF	202	-	42,46,46	2.28	9 (21%)	37,67,67	2.61	9 (24%)
26	PEB	ev	202	-	43,46,46	2.00	7 (16%)	45,67,67	1.51	6 (13%)
26	PEB	dp	202	-	43,46,46	1.70	4 (9%)	45,67,67	1.54	9 (20%)
26	PEB	t3	202	-	43,46,46	1.99	7 (16%)	45,67,67	1.51	6 (13%)
26	PEB	I6	201	-	43,46,46	1.71	4 (9%)	45,67,67	1.54	9 (20%)
26	PEB	M2	201	-	43,46,46	1.71	4 (9%)	45,67,67	1.54	9 (20%)
26	PEB	cI	202	-	43,46,46	1.65	4 (9%)	45,67,67	1.16	3 (6%)
26	PEB	D8	202	-	43,46,46	1.71	4 (9%)	45,67,67	1.54	9 (20%)
26	PEB	x9	202	-	43,46,46	1.71	4 (9%)	45,67,67	1.54	9 (20%)
26	PEB	f6	201	-	43,46,46	1.71	4 (9%)	45,67,67	1.54	9 (20%)
26	PEB	eN	201	-	43,46,46	1.69	4 (9%)	45,67,67	1.54	9 (20%)
26	PEB	aF	202	-	43,46,46	1.99	7 (16%)	45,67,67	1.51	6 (13%)
26	PEB	F9	202	-	43,46,46	2.01	7 (16%)	45,67,67	1.51	6 (13%)
26	PEB	n3	201	-	43,46,46	1.72	4 (9%)	45,67,67	1.54	9 (20%)
26	PEB	W2	201	-	43,46,46	1.70	4 (9%)	45,67,67	1.54	9 (20%)
26	PEB	q5	202	-	43,46,46	1.65	4 (9%)	45,67,67	1.16	4 (8%)
28	PUB	r6	203	11	42,46,46	2.28	9 (21%)	37,67,67	2.61	9 (24%)
28	PUB	eD	203	-	42,46,46	2.28	9 (21%)	37,67,67	2.61	8 (21%)
26	PEB	cs	202	-	43,46,46	2.00	7 (16%)	45,67,67	1.51	6 (13%)
26	PEB	O6	201	-	43,46,46	1.71	4 (9%)	45,67,67	1.53	9 (20%)
26	PEB	cB	201	-	43,46,46	1.71	4 (9%)	45,67,67	1.54	9 (20%)

Mol	Type	Chain	Res	Link	Bond lengths			Bond angles		
					Counts	RMSZ	$\#\|Z\|>2$	Counts	RMSZ	$\#\|Z\|>2$
28	PUB	U8	1006	-	42,46,46	2.27	9 (21%)	37,67,67	2.61	9 (24%)
26	PEB	h6	202	-	43,46,46	1.71	4 (9%)	45,67,67	1.54	9 (20%)
26	PEB	q9	202	-	43,46,46	1.72	4 (9%)	45,67,67	1.54	9 (20%)
26	PEB	fe	201	-	43,46,46	1.71	4 (9%)	45,67,67	1.54	9 (20%)
26	PEB	C8	202	-	43,46,46	2.00	7 (16%)	45,67,67	1.51	6 (13%)
26	PEB	q5	201	-	43,46,46	1.71	4 (9%)	45,67,67	1.54	9 (20%)
26	PEB	X3	201	-	43,46,46	1.71	4 (9%)	45,67,67	1.54	9 (20%)
27	CYC	I1	201	4	42,46,46	3.40	15 (35%)	50,67,67	3.14	25 (50%)
28	PUB	Z9	1006	-	42,46,46	2.29	9 (21%)	37,67,67	2.61	9 (24%)
26	PEB	i6	202	-	43,46,46	1.71	4 (9%)	45,67,67	1.54	9 (20%)
26	PEB	n6	201	-	43,46,46	1.64	4 (9%)	45,67,67	1.16	3 (6%)
28	PUB	f3	203	11	42,46,46	2.28	9 (21%)	37,67,67	2.61	9 (24%)
26	PEB	dL	202	-	43,46,46	1.99	7 (16%)	45,67,67	1.51	6 (13%)
28	PUB	R4	203	-	42,46,46	2.28	9 (21%)	37,67,67	2.62	9 (24%)
28	PUB	lt	203	11	42,46,46	2.28	9 (21%)	37,67,67	2.61	9 (24%)
26	PEB	i2	201	-	43,46,46	1.71	4 (9%)	45,67,67	1.54	9 (20%)
26	PEB	o7	201	-	43,46,46	1.71	4 (9%)	45,67,67	1.54	9 (20%)
26	PEB	aC	201	-	43,46,46	1.72	4 (9%)	45,67,67	1.54	9 (20%)
26	PEB	s5	201	-	43,46,46	1.71	4 (9%)	45,67,67	1.54	9 (20%)
26	PEB	et	201	-	43,46,46	1.66	4 (9%)	45,67,67	1.16	3 (6%)
26	PEB	bJ	202	-	43,46,46	2.00	7 (16%)	45,67,67	1.51	6 (13%)
28	PUB	n5	203	-	42,46,46	2.28	9 (21%)	37,67,67	2.61	8 (21%)
26	PEB	n5	201	-	43,46,46	1.70	4 (9%)	45,67,67	1.54	9 (20%)
26	PEB	gm	1001	-	43,46,46	1.71	4 (9%)	45,67,67	1.54	9 (20%)
26	PEB	ge	202	-	43,46,46	1.99	7 (16%)	45,67,67	1.50	6 (13%)
26	PEB	br	202	-	43,46,46	1.71	4 (9%)	45,67,67	1.54	9 (20%)
28	PUB	B9	203	11	42,46,46	2.29	9 (21%)	37,67,67	2.62	9 (24%)
28	PUB	x9	203	-	42,46,46	2.27	9 (21%)	37,67,67	2.61	8 (21%)
26	PEB	eP	203	-	43,46,46	1.72	4 (9%)	45,67,67	1.54	9 (20%)
26	PEB	H9	201	-	43,46,46	1.71	4 (9%)	45,67,67	1.54	9 (20%)
27	CYC	c1	201	-	42,46,46	3.44	18 (42%)	50,67,67	3.40	25 (50%)
26	PEB	S6	202	-	43,46,46	1.71	4 (9%)	45,67,67	1.54	9 (20%)
26	PEB	U4	202	-	43,46,46	1.71	4 (9%)	45,67,67	1.54	9 (20%)
26	PEB	lw	203	-	43,46,46	1.98	7 (16%)	45,67,67	1.50	6 (13%)
28	PUB	y7	203	-	42,46,46	2.28	9 (21%)	37,67,67	2.62	9 (24%)

Mol	Type	Chain	Res	Link	Bond lengths			Bond angles		
					Counts	RMSZ	$\#\|Z\|>2$	Counts	RMSZ	$\#\|Z\|>2$
28	PUB	c8	305	-	42,46,46	2.27	9 (21%)	37,67,67	2.60	9 (24%)
26	PEB	d3	301	-	43,46,46	1.64	4 (9%)	45,67,67	1.16	4 (8%)
26	PEB	Y3	202	-	43,46,46	1.63	4 (9%)	45,67,67	1.16	3 (6%)
26	PEB	aw	202	-	43,46,46	1.65	4 (9%)	45,67,67	1.16	4 (8%)
27	CYC	g1	201	-	42,46,46	3.40	14 (33%)	50,67,67	3.14	25 (50%)
26	PEB	ac	201	-	43,46,46	1.70	4 (9%)	45,67,67	1.54	9 (20%)
26	PEB	ll	201	-	43,46,46	1.71	4 (9%)	45,67,67	1.54	9 (20%)
27	CYC	W1	201	-	42,46,46	3.40	14 (33%)	50,67,67	3.13	25 (50%)
26	PEB	co	201	-	43,46,46	1.99	7 (16%)	45,67,67	1.52	6 (13%)
26	PEB	v6	202	-	43,46,46	1.70	4 (9%)	45,67,67	1.54	9 (20%)
26	PEB	d6	202	-	43,46,46	1.64	4 (9%)	45,67,67	1.16	3 (6%)
26	PEB	ln	202	-	43,46,46	1.99	7 (16%)	45,67,67	1.51	6 (13%)
26	PEB	eX	201	-	43,46,46	1.99	7 (16%)	45,67,67	1.51	6 (13%)
26	PEB	lz	402	-	43,46,46	1.71	4 (9%)	45,67,67	1.54	9 (20%)
26	PEB	B1	301	-	43,46,46	1.99	7 (16%)	45,67,67	1.51	6 (13%)
28	PUB	kV	1003	-	42,46,46	2.27	9 (21%)	37,67,67	2.61	9 (24%)
26	PEB	be	201	-	43,46,46	1.71	4 (9%)	45,67,67	1.54	9 (20%)
28	PUB	eN	203	-	42,46,46	2.27	9 (21%)	37,67,67	2.61	9 (24%)
28	PUB	J5	203	-	42,46,46	2.28	9 (21%)	37,67,67	2.62	9 (24%)
26	PEB	M3	202	-	43,46,46	1.64	4 (9%)	45,67,67	1.17	4 (8%)
26	PEB	o2	1001	-	43,46,46	1.72	4 (9%)	45,67,67	1.54	9 (20%)
26	PEB	J5	201	-	43,46,46	1.70	4 (9%)	45,67,67	1.53	9 (20%)
26	PEB	ls	202	-	43,46,46	1.64	4 (9%)	45,67,67	1.16	3 (6%)
28	PUB	n7	203	-	42,46,46	2.27	9 (21%)	37,67,67	2.61	9 (24%)
26	PEB	fg	202	-	43,46,46	1.65	4 (9%)	45,67,67	1.16	4 (8%)
28	PUB	v5	203	-	42,46,46	2.29	9 (21%)	37,67,67	2.61	8 (21%)
26	PEB	bc	201	-	43,46,46	1.72	4 (9%)	45,67,67	1.53	9 (20%)
26	PEB	cx	201	-	43,46,46	1.71	4 (9%)	45,67,67	1.54	9 (20%)
28	PUB	N3	203	-	42,46,46	2.28	9 (21%)	37,67,67	2.62	9 (24%)
26	PEB	I7	202	-	43,46,46	1.65	4 (9%)	45,67,67	1.17	4 (8%)
26	PEB	at	202	-	43,46,46	2.00	7 (16%)	45,67,67	1.51	6 (13%)
28	PUB	lf	203	-	42,46,46	2.28	9 (21%)	37,67,67	2.62	9 (24%)
26	PEB	la	1001	-	43,46,46	1.71	4 (9%)	45,67,67	1.53	9 (20%)
26	PEB	cG	201	-	43,46,46	1.72	4 (9%)	45,67,67	1.54	9 (20%)
26	PEB	y7	202	-	43,46,46	1.99	7 (16%)	45,67,67	1.51	6 (13%)

Mol	Type	Chain	Res	Link	Bond lengths			Bond angles		
					Counts	RMSZ	$\#\|Z\|>2$	Counts	RMSZ	$\#\|Z\|>2$
26	PEB	dc	201	-	43,46,46	1.71	4 (9%)	45,67,67	1.54	9 (20%)
26	PEB	an	201	-	43,46,46	2.00	7 (16%)	45,67,67	1.52	6 (13%)
26	PEB	p4	201	-	43,46,46	1.71	4 (9%)	45,67,67	1.53	9 (20%)
26	PEB	aE	201	-	43,46,46	1.71	4 (9%)	45,67,67	1.54	9 (20%)
27	CYC	V1	201	-	42,46,46	3.40	14 (33%)	50,67,67	3.13	25 (50%)
26	PEB	l4	202	-	43,46,46	1.99	7 (16%)	45,67,67	1.51	6 (13%)
26	PEB	g6	202	-	43,46,46	1.71	4 (9%)	45,67,67	1.54	9 (20%)
26	PEB	bN	202	-	43,46,46	2.00	7 (16%)	45,67,67	1.51	6 (13%)
28	PUB	r7	203	-	42,46,46	2.27	9 (21%)	37,67,67	2.61	9 (24%)
26	PEB	aV	202	-	43,46,46	1.71	4 (9%)	45,67,67	1.54	9 (20%)
26	PEB	F5	202	-	43,46,46	1.99	7 (16%)	45,67,67	1.51	6 (13%)
28	PUB	jP	1003	-	42,46,46	2.28	9 (21%)	37,67,67	2.61	9 (24%)
26	PEB	C9	202	-	43,46,46	1.64	4 (9%)	45,67,67	1.16	3 (6%)
26	PEB	F9	201	-	43,46,46	1.71	4 (9%)	45,67,67	1.53	9 (20%)
26	PEB	M8	202	-	43,46,46	1.71	4 (9%)	45,67,67	1.54	9 (20%)
26	PEB	m2	201	-	43,46,46	1.71	4 (9%)	45,67,67	1.54	9 (20%)
28	PUB	eF	203	-	42,46,46	2.29	9 (21%)	37,67,67	2.61	9 (24%)
28	PUB	y8	203	11	42,46,46	2.28	9 (21%)	37,67,67	2.62	8 (21%)
26	PEB	z6	202	-	43,46,46	1.71	4 (9%)	45,67,67	1.53	9 (20%)
26	PEB	dH	201	-	43,46,46	1.71	4 (9%)	45,67,67	1.53	9 (20%)
26	PEB	J3	202	-	43,46,46	1.99	7 (16%)	45,67,67	1.51	6 (13%)
26	PEB	F8	1002	-	43,46,46	1.71	4 (9%)	45,67,67	1.54	9 (20%)
26	PEB	A5	203	-	43,46,46	1.99	7 (16%)	45,67,67	1.51	6 (13%)
26	PEB	c7	201	-	43,46,46	1.71	4 (9%)	45,67,67	1.53	9 (20%)
26	PEB	aE	202	-	43,46,46	1.72	4 (9%)	45,67,67	1.54	9 (20%)
26	PEB	y6	203	-	43,46,46	1.71	4 (9%)	45,67,67	1.54	9 (20%)
26	PEB	cs	201	-	43,46,46	1.71	4 (9%)	45,67,67	1.54	9 (20%)
26	PEB	t5	202	-	43,46,46	1.99	7 (16%)	45,67,67	1.51	6 (13%)
26	PEB	R2	202	-	43,46,46	1.70	4 (9%)	45,67,67	1.54	9 (20%)
27	CYC	S1	201	-	42,46,46	3.44	18 (42%)	50,67,67	3.40	25 (50%)
26	PEB	cu	201	-	43,46,46	1.71	4 (9%)	45,67,67	1.53	9 (20%)
26	PEB	P7	202	-	43,46,46	1.99	7 (16%)	45,67,67	1.51	6 (13%)
26	PEB	h6	201	-	43,46,46	1.71	4 (9%)	45,67,67	1.54	9 (20%)
26	PEB	kV	1001	-	43,46,46	1.71	4 (9%)	45,67,67	1.54	9 (20%)
28	PUB	br	203	-	42,46,46	2.29	9 (21%)	37,67,67	2.61	9 (24%)

Mol	Type	Chain	Res	Link	Bond lengths			Bond angles		
					Counts	RMSZ	$\#\|Z\|>2$	Counts	RMSZ	$\#\|Z\|>2$
26	PEB	b3	501	-	43,46,46	1.72	4 (9%)	45,67,67	1.54	9 (20%)
26	PEB	eF	202	-	43,46,46	1.71	4 (9%)	45,67,67	1.53	9 (20%)
26	PEB	ap	202	-	43,46,46	2.00	7 (16%)	45,67,67	1.52	6 (13%)
26	PEB	au	202	-	43,46,46	1.64	4 (9%)	45,67,67	1.16	3 (6%)
26	PEB	bq	201	-	43,46,46	1.71	4 (9%)	45,67,67	1.54	9 (20%)
28	PUB	L3	203	-	42,46,46	2.28	9 (21%)	37,67,67	2.61	9 (24%)
26	PEB	hD	202	-	43,46,46	1.98	7 (16%)	45,67,67	1.51	6 (13%)
26	PEB	dZ	1001	-	43,46,46	1.71	4 (9%)	45,67,67	1.54	9 (20%)
26	PEB	cJ	202	-	43,46,46	1.99	7 (16%)	45,67,67	1.51	6 (13%)
26	PEB	bJ	201	-	43,46,46	1.72	4 (9%)	45,67,67	1.54	9 (20%)
28	PUB	R3	203	-	42,46,46	2.29	9 (21%)	37,67,67	2.61	9 (24%)
26	PEB	o7	202	-	43,46,46	1.65	4 (9%)	45,67,67	1.16	4 (8%)
26	PEB	Z6	201	-	43,46,46	1.71	4 (9%)	45,67,67	1.54	9 (20%)
26	PEB	eH	201	-	43,46,46	1.71	4 (9%)	45,67,67	1.54	9 (20%)
28	PUB	bz	203	-	42,46,46	2.28	9 (21%)	37,67,67	2.61	8 (21%)
28	PUB	hT	203	-	42,46,46	2.28	9 (21%)	37,67,67	2.61	9 (24%)
26	PEB	bk	201	-	43,46,46	1.71	4 (9%)	45,67,67	1.54	9 (20%)
26	PEB	cz	201	-	43,46,46	1.70	4 (9%)	45,67,67	1.54	9 (20%)
26	PEB	eA	1002	-	43,46,46	1.65	4 (9%)	45,67,67	1.16	3 (6%)
26	PEB	i3	202	10	43,46,46	1.64	4 (9%)	45,67,67	1.16	3 (6%)
29	PVN	eY	403	-	43,46,46	2.02	8 (18%)	49,67,67	3.88	17 (34%)
26	PEB	jO	1002	-	43,46,46	1.99	7 (16%)	45,67,67	1.51	6 (13%)
28	PUB	T8	304	-	42,46,46	2.28	9 (21%)	37,67,67	2.61	9 (24%)
28	PUB	L2	203	-	42,46,46	2.28	9 (21%)	37,67,67	2.61	8 (21%)
28	PUB	l6	203	-	42,46,46	2.29	9 (21%)	37,67,67	2.62	9 (24%)
26	PEB	aB	202	-	43,46,46	1.71	4 (9%)	45,67,67	1.53	9 (20%)
26	PEB	ec	202	-	43,46,46	2.00	7 (16%)	45,67,67	1.51	6 (13%)
28	PUB	cY	203	-	42,46,46	2.28	9 (21%)	37,67,67	2.61	9 (24%)
26	PEB	lj	201	-	43,46,46	1.65	4 (9%)	45,67,67	1.17	3 (6%)
26	PEB	A2	1001	-	43,46,46	1.64	4 (9%)	45,67,67	1.16	3 (6%)
26	PEB	dC	202	-	43,46,46	1.71	4 (9%)	45,67,67	1.54	9 (20%)
26	PEB	kT	1002	-	43,46,46	1.99	7 (16%)	45,67,67	1.51	6 (13%)
26	PEB	i3	203	-	43,46,46	1.99	7 (16%)	45,67,67	1.51	6 (13%)
26	PEB	y8	202	11	43,46,46	2.00	7 (16%)	45,67,67	1.51	6 (13%)
26	PEB	U9	202	-	43,46,46	1.64	4 (9%)	45,67,67	1.16	3 (6%)

Mol	Type	Chain	Res	Link	Bond lengths			Bond angles		
					Counts	RMSZ	$\#\|Z\|>2$	Counts	RMSZ	$\#\|Z\|>2$
26	PEB	ev	201	11	43,46,46	1.65	4 (9%)	45,67,67	1.17	3 (6%)
26	PEB	em	202	-	43,46,46	1.64	4 (9%)	45,67,67	1.17	3 (6%)
26	PEB	aK	1002	-	43,46,46	1.72	4 (9%)	45,67,67	1.54	9 (20%)
28	PUB	dX	203	-	42,46,46	2.29	10 (23%)	37,67,67	2.62	8 (21%)
26	PEB	ly	403	-	43,46,46	1.71	4 (9%)	45,67,67	1.54	9 (20%)
26	PEB	B6	201	-	43,46,46	1.71	4 (9%)	45,67,67	1.54	9 (20%)
28	PUB	Z4	203	-	42,46,46	2.27	9 (21%)	37,67,67	2.61	8 (21%)
26	PEB	V4	202	-	43,46,46	1.71	4 (9%)	45,67,67	1.54	9 (20%)
26	PEB	c4	201	-	43,46,46	1.64	4 (9%)	45,67,67	1.16	4 (8%)
26	PEB	Q6	201	-	43,46,46	1.71	4 (9%)	45,67,67	1.54	9 (20%)
27	CYC	s1	201	-	42,46,46	3.39	14 (33%)	50,67,67	3.13	25 (50%)
26	PEB	R5	201	-	43,46,46	1.70	4 (9%)	45,67,67	1.54	9 (20%)
26	PEB	A6	1002	-	43,46,46	1.71	4 (9%)	45,67,67	1.54	9 (20%)
26	PEB	cj	202	-	43,46,46	2.00	7 (16%)	45,67,67	1.51	6 (13%)
26	PEB	di	202	-	43,46,46	2.00	7 (16%)	45,67,67	1.51	6 (13%)
29	PVN	aY	403	-	43,46,46	2.10	9 (20%)	49,67,67	3.34	18 (36%)
26	PEB	dF	201	-	43,46,46	1.70	4 (9%)	45,67,67	1.54	9 (20%)
26	PEB	e9	303	-	43,46,46	1.70	4 (9%)	45,67,67	1.54	9 (20%)
26	PEB	cS	201	-	43,46,46	1.70	4 (9%)	45,67,67	1.54	9 (20%)
26	PEB	g2	202	-	43,46,46	1.71	4 (9%)	45,67,67	1.54	9 (20%)
26	PEB	lw	201	-	43,46,46	1.65	4 (9%)	45,67,67	1.17	4 (8%)
26	PEB	E3	202	-	43,46,46	1.64	4 (9%)	45,67,67	1.16	3 (6%)
26	PEB	cl	201	-	43,46,46	1.71	4 (9%)	45,67,67	1.54	9 (20%)
26	PEB	f2	201	-	43,46,46	1.71	4 (9%)	45,67,67	1.54	9 (20%)
26	PEB	H3	202	-	43,46,46	1.99	7 (16%)	45,67,67	1.51	6 (13%)
26	PEB	ao	202	-	43,46,46	1.64	4 (9%)	45,67,67	1.17	4 (8%)
26	PEB	z2	201	-	43,46,46	1.71	4 (9%)	45,67,67	1.54	9 (20%)
28	PUB	lp	203	-	42,46,46	2.28	8 (19%)	37,67,67	2.62	9 (24%)
26	PEB	U2	202	-	43,46,46	1.64	4 (9%)	45,67,67	1.16	3 (6%)
26	PEB	cn	201	-	43,46,46	1.99	7 (16%)	45,67,67	1.51	6 (13%)
26	PEB	ar	202	-	43,46,46	2.00	7 (16%)	45,67,67	1.51	6 (13%)
26	PEB	gw	201	-	43,46,46	1.71	4 (9%)	45,67,67	1.54	9 (20%)
26	PEB	W4	201	-	43,46,46	1.70	4 (9%)	45,67,67	1.54	9 (20%)
28	PUB	fq	203	-	42,46,46	2.27	9 (21%)	37,67,67	2.62	8 (21%)
26	PEB	v7	202	-	43,46,46	1.99	7 (16%)	45,67,67	1.51	6 (13%)

Mol	Type	Chain	Res	Link	Bond lengths			Bond angles		
					Counts	RMSZ	$\#\|Z\|>2$	Counts	RMSZ	$\#\|Z\|>2$
26	PEB	h2	201	-	43,46,46	1.71	4 (9%)	45,67,67	1.53	9 (20%)
26	PEB	P8	201	-	43,46,46	1.70	4 (9%)	45,67,67	1.54	9 (20%)
26	PEB	B5	202	-	43,46,46	2.00	7 (16%)	45,67,67	1.51	6 (13%)
26	PEB	K8	201	-	43,46,46	1.71	4 (9%)	45,67,67	1.54	9 (20%)
26	PEB	H3	201	-	43,46,46	1.69	4 (9%)	45,67,67	1.54	9 (20%)
26	PEB	A2	1003	-	43,46,46	1.99	7 (16%)	45,67,67	1.51	6 (13%)
26	PEB	ek	1002	-	43,46,46	1.64	4 (9%)	45,67,67	1.16	2 (4%)
26	PEB	eh	202	-	43,46,46	1.64	4 (9%)	45,67,67	1.17	4 (8%)
26	PEB	bb	201	-	43,46,46	1.71	4 (9%)	45,67,67	1.54	9 (20%)
26	PEB	M8	201	-	43,46,46	1.71	4 (9%)	45,67,67	1.54	9 (20%)
26	PEB	jP	1002	-	43,46,46	1.99	7 (16%)	45,67,67	1.51	6 (13%)
26	PEB	lh	202	-	43,46,46	2.00	7 (16%)	45,67,67	1.51	6 (13%)
26	PEB	fi	202	-	43,46,46	1.99	7 (16%)	45,67,67	1.52	6 (13%)
28	PUB	t9	203	11	42,46,46	2.27	9 (21%)	37,67,67	2.61	8 (21%)
28	PUB	et	203	-	42,46,46	2.29	9 (21%)	37,67,67	2.60	9 (24%)
26	PEB	m5	1002	-	43,46,46	1.65	4 (9%)	45,67,67	1.17	4 (8%)
26	PEB	24	401	-	43,46,46	1.71	4 (9%)	45,67,67	1.54	9 (20%)
26	PEB	M7	1003	-	43,46,46	1.65	4 (9%)	45,67,67	1.16	4 (8%)
26	PEB	w2	201	-	43,46,46	1.72	4 (9%)	45,67,67	1.54	9 (20%)
26	PEB	et	202	-	43,46,46	1.99	7 (16%)	45,67,67	1.51	6 (13%)
26	PEB	k4	201	-	43,46,46	1.70	4 (9%)	45,67,67	1.54	9 (20%)
28	PUB	z6	203	-	42,46,46	2.27	9 (21%)	37,67,67	2.62	9 (24%)
26	PEB	gv	201	-	43,46,46	1.71	4 (9%)	45,67,67	1.54	9 (20%)
26	PEB	eJ	201	-	43,46,46	1.72	4 (9%)	45,67,67	1.54	9 (20%)
26	PEB	bB	201	-	43,46,46	1.71	4 (9%)	45,67,67	1.54	9 (20%)
26	PEB	g3	202	-	43,46,46	1.64	4 (9%)	45,67,67	1.17	3 (6%)
26	PEB	dG	202	-	43,46,46	1.71	4 (9%)	45,67,67	1.54	9 (20%)
28	PUB	C2	305	-	42,46,46	2.28	9 (21%)	37,67,67	2.62	9 (24%)
26	PEB	dT	201	-	43,46,46	1.71	4 (9%)	45,67,67	1.53	9 (20%)
26	PEB	V7	201	-	43,46,46	1.71	4 (9%)	45,67,67	1.54	9 (20%)
26	PEB	A5	201	-	43,46,46	1.71	4 (9%)	45,67,67	1.54	9 (20%)
26	PEB	P4	201	-	43,46,46	1.72	4 (9%)	45,67,67	1.54	9 (20%)
26	PEB	ca	1001	-	43,46,46	1.71	4 (9%)	45,67,67	1.54	9 (20%)
26	PEB	z5	201	-	43,46,46	1.71	4 (9%)	45,67,67	1.53	9 (20%)
26	PEB	j6	201	-	43,46,46	1.71	4 (9%)	45,67,67	1.54	9 (20%)

Mol	Type	Chain	Res	Link	Bond lengths			Bond angles		
					Counts	RMSZ	$\#\|Z\|>2$	Counts	RMSZ	$\#\|Z\|>2$
26	PEB	gh	201	-	43,46,46	1.71	4 (9%)	45,67,67	1.54	9 (20%)
28	PUB	bY	1006	-	42,46,46	2.28	9 (21%)	37,67,67	2.62	9 (24%)
26	PEB	aD	201	-	43,46,46	1.71	4 (9%)	45,67,67	1.54	9 (20%)
28	PUB	V5	203	-	42,46,46	2.28	9 (21%)	37,67,67	2.61	9 (24%)
28	PUB	R6	203	11	42,46,46	2.28	9 (21%)	37,67,67	2.62	9 (24%)
26	PEB	gm	1002	-	43,46,46	1.64	4 (9%)	45,67,67	1.16	4 (8%)
29	PVN	b8	1004	-	43,46,46	1.84	7 (16%)	49,67,67	2.88	11 (22%)
26	PEB	r6	202	-	43,46,46	1.71	4 (9%)	45,67,67	1.54	9 (20%)
28	PUB	bV	203	-	42,46,46	2.27	9 (21%)	37,67,67	2.61	8 (21%)
28	PUB	cE	203	-	42,46,46	2.28	9 (21%)	37,67,67	2.62	9 (24%)
27	CYC	N1	201	-	42,46,46	3.39	14 (33%)	50,67,67	3.13	25 (50%)
26	PEB	D4	202	-	43,46,46	1.99	7 (16%)	45,67,67	1.51	6 (13%)
26	PEB	cN	201	-	43,46,46	1.72	4 (9%)	45,67,67	1.54	9 (20%)
26	PEB	bv	201	-	43,46,46	1.71	4 (9%)	45,67,67	1.54	9 (20%)
28	PUB	fi	203	-	42,46,46	2.28	9 (21%)	37,67,67	2.61	9 (24%)
26	PEB	aP	201	-	43,46,46	1.70	4 (9%)	45,67,67	1.54	9 (20%)
26	PEB	de	201	-	43,46,46	1.70	4 (9%)	45,67,67	1.54	9 (20%)
28	PUB	dP	203	-	42,46,46	2.27	9 (21%)	37,67,67	2.61	9 (24%)
26	PEB	em	201	-	43,46,46	1.72	4 (9%)	45,67,67	1.54	9 (20%)
28	PUB	T5	202	-	42,46,46	2.28	9 (21%)	37,67,67	2.61	9 (24%)
28	PUB	L9	203	-	42,46,46	2.28	9 (21%)	37,67,67	2.62	9 (24%)
26	PEB	u3	201	-	43,46,46	1.71	4 (9%)	45,67,67	1.54	9 (20%)
26	PEB	y9	1002	-	43,46,46	1.70	4 (9%)	45,67,67	1.54	9 (20%)
26	PEB	k9	201	-	43,46,46	1.72	4 (9%)	45,67,67	1.54	9 (20%)
26	PEB	H5	201	-	43,46,46	1.71	4 (9%)	45,67,67	1.55	9 (20%)
27	CYC	o1	1001	-	42,46,46	3.39	14 (33%)	50,67,67	3.14	25 (50%)
26	PEB	x6	202	-	43,46,46	1.71	4 (9%)	45,67,67	1.54	9 (20%)
26	PEB	ds	201	-	43,46,46	1.72	4 (9%)	45,67,67	1.54	9 (20%)
26	PEB	t4	202	-	43,46,46	1.70	4 (9%)	45,67,67	1.54	9 (20%)
26	PEB	la	1002	-	43,46,46	1.71	4 (9%)	45,67,67	1.54	9 (20%)
26	PEB	fk	202	-	43,46,46	1.64	4 (9%)	45,67,67	1.16	3 (6%)
26	PEB	de	202	-	43,46,46	1.65	4 (9%)	45,67,67	1.16	4 (8%)
26	PEB	dM	1002	-	43,46,46	1.71	4 (9%)	45,67,67	1.54	9 (20%)
26	PEB	ea	202	-	43,46,46	1.71	4 (9%)	45,67,67	1.54	9 (20%)
26	PEB	aW	301	-	43,46,46	1.71	4 (9%)	45,67,67	1.54	9 (20%)

Mol	Type	Chain	Res	Link	Bond lengths			Bond angles		
					Counts	RMSZ	$\#\|Z\|>2$	Counts	RMSZ	$\#\|Z\|>2$
26	PEB	c6	201	-	43,46,46	1.71	4 (9%)	45,67,67	1.54	9 (20%)
26	PEB	N4	202	-	43,46,46	1.64	4 (9%)	45,67,67	1.16	3 (6%)
26	PEB	jK	1001	-	43,46,46	1.71	4 (9%)	45,67,67	1.54	9 (20%)
28	PUB	gy	306	-	42,46,46	2.28	9 (21%)	37,67,67	2.60	8 (21%)
28	PUB	aN	203	-	42,46,46	2.28	9 (21%)	37,67,67	2.61	9 (24%)
26	PEB	H7	202	-	43,46,46	2.00	7 (16%)	45,67,67	1.51	6 (13%)
26	PEB	L8	202	-	43,46,46	1.70	4 (9%)	45,67,67	1.54	9 (20%)
26	PEB	C7	202	-	43,46,46	1.65	4 (9%)	45,67,67	1.17	3 (6%)
28	PUB	O8	203	-	42,46,46	2.27	9 (21%)	37,67,67	2.61	9 (24%)
26	PEB	A9	201	-	43,46,46	1.70	4 (9%)	45,67,67	1.54	9 (20%)
28	PUB	E8	203	-	42,46,46	2.28	9 (21%)	37,67,67	2.62	9 (24%)
26	PEB	F3	201	-	43,46,46	1.71	4 (9%)	45,67,67	1.54	9 (20%)
28	PUB	X7	203	-	42,46,46	2.29	9 (21%)	37,67,67	2.62	9 (24%)
28	PUB	F2	203	-	42,46,46	2.28	9 (21%)	37,67,67	2.62	9 (24%)
28	PUB	gr	202	-	42,46,46	2.28	10 (23%)	37,67,67	2.62	9 (24%)
26	PEB	J3	201	-	43,46,46	1.71	4 (9%)	45,67,67	1.54	9 (20%)
29	PVN	U8	1004	-	43,46,46	1.98	7 (16%)	49,67,67	3.38	15 (30%)
26	PEB	N5	201	-	43,46,46	1.70	4 (9%)	45,67,67	1.54	9 (20%)
26	PEB	T3	202	-	43,46,46	1.99	7 (16%)	45,67,67	1.51	6 (13%)
27	CYC	H1	201	-	42,46,46	3.45	18 (42%)	50,67,67	3.39	25 (50%)
26	PEB	dz	401	-	43,46,46	1.71	4 (9%)	45,67,67	1.54	9 (20%)
28	PUB	jI	1003	-	42,46,46	2.28	9 (21%)	37,67,67	2.62	9 (24%)
26	PEB	eB	202	-	43,46,46	1.70	4 (9%)	45,67,67	1.54	9 (20%)
26	PEB	ei	202	-	43,46,46	2.00	7 (16%)	45,67,67	1.51	6 (13%)
28	PUB	eb	202	-	42,46,46	2.28	9 (21%)	37,67,67	2.61	8 (21%)
26	PEB	J6	201	-	43,46,46	1.71	4 (9%)	45,67,67	1.54	9 (20%)
26	PEB	ek	1001	-	43,46,46	1.70	4 (9%)	45,67,67	1.54	9 (20%)
26	PEB	eN	202	-	43,46,46	1.97	7 (16%)	45,67,67	1.52	6 (13%)
26	PEB	eO	201	-	43,46,46	1.71	4 (9%)	45,67,67	1.53	9 (20%)
26	PEB	s2	201	-	43,46,46	1.71	4 (9%)	45,67,67	1.54	9 (20%)
26	PEB	s4	201	-	43,46,46	1.71	4 (9%)	45,67,67	1.54	9 (20%)
28	PUB	x3	203	11	42,46,46	2.28	9 (21%)	37,67,67	2.62	9 (24%)
26	PEB	y5	1002	-	43,46,46	1.64	4 (9%)	45,67,67	1.16	3 (6%)
26	PEB	r7	201	-	43,46,46	1.71	4 (9%)	45,67,67	1.54	9 (20%)
26	PEB	fb	201	-	43,46,46	1.71	4 (9%)	45,67,67	1.54	9 (20%)

Mol	Type	Chain	Res	Link	Bond lengths			Bond angles		
					Counts	RMSZ	$\#\|Z\|>2$	Counts	RMSZ	$\#\|Z\|>2$
26	PEB	x5	201	-	43,46,46	1.71	4 (9%)	45,67,67	1.54	9 (20%)
26	PEB	iF	1002	-	43,46,46	1.65	4 (9%)	45,67,67	1.16	3 (6%)
26	PEB	Z5	303	-	43,46,46	1.71	4 (9%)	45,67,67	1.54	9 (20%)
26	PEB	aN	202	-	43,46,46	1.70	4 (9%)	45,67,67	1.54	9 (20%)
28	PUB	hD	203	-	42,46,46	2.28	9 (21%)	37,67,67	2.61	8 (21%)
26	PEB	a3	1002	-	43,46,46	1.64	4 (9%)	45,67,67	1.16	3 (6%)
26	PEB	m3	201	-	43,46,46	1.72	4 (9%)	45,67,67	1.54	9 (20%)
26	PEB	aY	406	-	43,46,46	1.70	4 (9%)	45,67,67	1.54	9 (20%)
26	PEB	m9	1001	-	43,46,46	1.71	4 (9%)	45,67,67	1.54	9 (20%)
28	PUB	cN	202	-	42,46,46	2.28	9 (21%)	37,67,67	2.62	9 (24%)
28	PUB	dD	203	-	42,46,46	2.27	9 (21%)	37,67,67	2.61	9 (24%)
26	PEB	dY	201	-	43,46,46	1.70	4 (9%)	45,67,67	1.54	9 (20%)
26	PEB	A8	201	-	43,46,46	1.71	4 (9%)	45,67,67	1.54	9 (20%)
28	PUB	an	202	-	42,46,46	2.28	9 (21%)	37,67,67	2.62	8 (21%)
26	PEB	eH	202	-	43,46,46	1.71	4 (9%)	45,67,67	1.54	9 (20%)
26	PEB	b8	1001	-	43,46,46	1.72	4 (9%)	45,67,67	1.54	9 (20%)
28	PUB	dh	203	-	42,46,46	2.27	9 (21%)	37,67,67	2.61	9 (24%)
26	PEB	cq	202	-	43,46,46	1.99	7 (16%)	45,67,67	1.51	6 (13%)
26	PEB	bo	202	-	43,46,46	1.69	4 (9%)	45,67,67	1.54	9 (20%)
26	PEB	i8	201	-	43,46,46	1.71	4 (9%)	45,67,67	1.54	9 (20%)
26	PEB	kR	1001	-	43,46,46	1.72	4 (9%)	45,67,67	1.53	9 (20%)
28	PUB	eP	204	-	42,46,46	2.27	9 (21%)	37,67,67	2.60	8 (21%)
26	PEB	R7	201	-	43,46,46	1.71	4 (9%)	45,67,67	1.54	9 (20%)
26	PEB	li	202	-	43,46,46	1.71	4 (9%)	45,67,67	1.54	9 (20%)
26	PEB	ck	201	-	43,46,46	1.72	4 (9%)	45,67,67	1.54	9 (20%)
26	PEB	ej	201	-	43,46,46	1.70	4 (9%)	45,67,67	1.54	9 (20%)
28	PUB	v3	203	-	42,46,46	2.28	9 (21%)	37,67,67	2.61	9 (24%)
26	PEB	c7	202	-	43,46,46	1.99	7 (16%)	45,67,67	1.51	6 (13%)
26	PEB	a9	603	-	43,46,46	1.70	4 (9%)	45,67,67	1.54	9 (20%)
26	PEB	K4	202	-	43,46,46	1.71	4 (9%)	45,67,67	1.54	9 (20%)
28	PUB	jJ	1003	-	42,46,46	2.28	9 (21%)	37,67,67	2.62	9 (24%)
28	PUB	b8	1005	12	42,46,46	2.28	9 (21%)	37,67,67	2.61	9 (24%)
28	PUB	dV	203	-	42,46,46	2.28	9 (21%)	37,67,67	2.60	9 (24%)
26	PEB	b9	404	-	43,46,46	1.72	4 (9%)	45,67,67	1.54	9 (20%)
28	PUB	R9	203	-	42,46,46	2.28	9 (21%)	37,67,67	2.62	9 (24%)

Mol	Type	Chain	Res	Link	Bond lengths			Bond angles		
					Counts	RMSZ	$\#\|Z\|>2$	Counts	RMSZ	$\#\|Z\|>2$
26	PEB	R3	201	-	43,46,46	1.70	4 (9%)	45,67,67	1.54	9 (20%)
26	PEB	bK	1001	-	43,46,46	1.71	4 (9%)	45,67,67	1.54	9 (20%)
28	PUB	iH	1002	-	42,46,46	2.28	9 (21%)	37,67,67	2.62	8 (21%)
26	PEB	cW	202	-	43,46,46	1.71	4 (9%)	45,67,67	1.54	9 (20%)
26	PEB	x6	201	-	43,46,46	1.71	4 (9%)	45,67,67	1.53	9 (20%)
26	PEB	i7	201	-	43,46,46	1.73	4 (9%)	45,67,67	1.53	9 (20%)
26	PEB	F4	201	-	43,46,46	1.71	4 (9%)	45,67,67	1.54	9 (20%)
26	PEB	Q7	202	-	43,46,46	1.64	4 (9%)	45,67,67	1.16	3 (6%)
26	PEB	l8	201	-	43,46,46	1.71	4 (9%)	45,67,67	1.54	9 (20%)
28	PUB	j3	202	-	42,46,46	2.28	9 (21%)	37,67,67	2.61	9 (24%)
28	PUB	Z5	305	-	42,46,46	2.27	9 (21%)	37,67,67	2.61	9 (24%)
26	PEB	g5	201	-	43,46,46	1.72	4 (9%)	45,67,67	1.54	9 (20%)
26	PEB	O3	1002	-	43,46,46	1.64	4 (9%)	45,67,67	1.17	3 (6%)
26	PEB	h9	202	-	43,46,46	1.72	4 (9%)	45,67,67	1.54	9 (20%)
26	PEB	hL	201	-	43,46,46	1.72	4 (9%)	45,67,67	1.54	9 (20%)
28	PUB	l3	202	-	42,46,46	2.28	9 (21%)	37,67,67	2.60	9 (24%)
26	PEB	M7	1002	26	43,46,46	1.71	4 (9%)	45,67,67	1.54	9 (20%)
26	PEB	bA	202	-	43,46,46	1.65	4 (9%)	45,67,67	1.17	3 (6%)
26	PEB	X4	202	-	43,46,46	1.71	4 (9%)	45,67,67	1.54	9 (20%)
27	CYC	Y1	201	-	42,46,46	3.43	18 (42%)	50,67,67	3.40	25 (50%)
28	PUB	aZ	305	-	42,46,46	2.28	9 (21%)	37,67,67	2.61	9 (24%)
26	PEB	L2	202	-	43,46,46	1.99	7 (16%)	45,67,67	1.51	6 (13%)
28	PUB	b6	203	-	42,46,46	2.28	9 (21%)	37,67,67	2.61	9 (24%)
26	PEB	bF	201	-	43,46,46	1.70	4 (9%)	45,67,67	1.54	9 (20%)
28	PUB	P2	203	-	42,46,46	2.28	9 (21%)	37,67,67	2.61	9 (24%)
26	PEB	i4	201	-	43,46,46	1.72	4 (9%)	45,67,67	1.54	9 (20%)
26	PEB	lf	202	-	43,46,46	1.99	7 (16%)	45,67,67	1.52	6 (13%)
26	PEB	u2	201	-	43,46,46	1.72	4 (9%)	45,67,67	1.54	9 (20%)
27	CYC	k1	201	-	42,46,46	3.40	15 (35%)	50,67,67	3.14	25 (50%)
26	PEB	dm	202	-	43,46,46	1.71	4 (9%)	45,67,67	1.54	9 (20%)
28	PUB	hX	203	-	42,46,46	2.28	9 (21%)	37,67,67	2.61	9 (24%)
26	PEB	en	201	-	43,46,46	1.72	4 (9%)	45,67,67	1.54	9 (20%)
28	PUB	V4	203	-	42,46,46	2.28	9 (21%)	37,67,67	2.61	9 (24%)
28	PUB	ga	203	-	42,46,46	2.28	9 (21%)	37,67,67	2.62	9 (24%)
28	PUB	H7	203	-	42,46,46	2.29	9 (21%)	37,67,67	2.62	9 (24%)

Mol	Type	Chain	Res	Link	Bond lengths			Bond angles		
					Counts	RMSZ	$\#\|Z\|>2$	Counts	RMSZ	$\#\|Z\|>2$
26	PEB	E9	202	-	43,46,46	1.64	4 (9%)	45,67,67	1.17	4 (8%)
28	PUB	dY	203	-	42,46,46	2.28	9 (21%)	37,67,67	2.61	8 (21%)
26	PEB	C4	1002	-	43,46,46	1.65	4 (9%)	45,67,67	1.16	3 (6%)
26	PEB	eg	202	-	43,46,46	1.99	7 (16%)	45,67,67	1.51	6 (13%)
26	PEB	g7	201	-	43,46,46	1.70	4 (9%)	45,67,67	1.54	9 (20%)
28	PUB	D9	203	-	42,46,46	2.28	9 (21%)	37,67,67	2.61	9 (24%)
26	PEB	gz	303	-	43,46,46	1.71	4 (9%)	45,67,67	1.54	9 (20%)
26	PEB	O9	201	-	43,46,46	1.71	4 (9%)	45,67,67	1.53	9 (20%)
26	PEB	Y4	201	-	43,46,46	1.71	4 (9%)	45,67,67	1.54	9 (20%)
26	PEB	l9	202	-	43,46,46	1.71	4 (9%)	45,67,67	1.53	9 (20%)
26	PEB	hF	201	-	43,46,46	1.71	4 (9%)	45,67,67	1.54	9 (20%)
26	PEB	p4	202	-	43,46,46	1.99	7 (16%)	45,67,67	1.51	6 (13%)
26	PEB	hG	201	-	43,46,46	1.99	7 (16%)	45,67,67	1.51	6 (13%)
26	PEB	G3	201	-	43,46,46	1.72	4 (9%)	45,67,67	1.53	9 (20%)
26	PEB	aR	201	-	43,46,46	1.71	4 (9%)	45,67,67	1.54	9 (20%)
26	PEB	aV	201	-	43,46,46	1.71	4 (9%)	45,67,67	1.54	9 (20%)
27	CYC	u1	1001	-	42,46,46	3.39	14 (33%)	50,67,67	3.14	25 (50%)
28	PUB	gn	203	-	42,46,46	2.28	9 (21%)	37,67,67	2.61	9 (24%)
26	PEB	S9	201	-	43,46,46	1.71	4 (9%)	45,67,67	1.54	9 (20%)
29	PVN	bY	1004	-	43,46,46	2.11	9 (20%)	49,67,67	3.35	18 (36%)
26	PEB	z3	201	-	43,46,46	1.71	4 (9%)	45,67,67	1.54	9 (20%)
26	PEB	eD	201	-	43,46,46	1.72	4 (9%)	45,67,67	1.54	9 (20%)
26	PEB	bZ	301	-	43,46,46	1.72	4 (9%)	45,67,67	1.54	9 (20%)
26	PEB	p9	202	-	43,46,46	1.71	4 (9%)	45,67,67	1.54	9 (20%)
26	PEB	hN	201	-	43,46,46	1.71	4 (9%)	45,67,67	1.54	9 (20%)
26	PEB	f7	201	-	43,46,46	1.72	4 (9%)	45,67,67	1.54	9 (20%)
28	PUB	hR	203	-	42,46,46	2.28	9 (21%)	37,67,67	2.62	9 (24%)
26	PEB	hA	202	-	43,46,46	1.65	4 (9%)	45,67,67	1.16	3 (6%)
26	PEB	gp	201	-	43,46,46	1.71	4 (9%)	45,67,67	1.53	9 (20%)
26	PEB	J8	201	-	43,46,46	1.71	4 (9%)	45,67,67	1.54	9 (20%)
26	PEB	jM	1002	-	43,46,46	1.99	7 (16%)	45,67,67	1.51	6 (13%)
26	PEB	dt	201	-	43,46,46	1.70	4 (9%)	45,67,67	1.54	9 (20%)
26	PEB	hC	202	-	43,46,46	1.65	4 (9%)	45,67,67	1.16	3 (6%)
28	PUB	gt	203	-	42,46,46	2.27	9 (21%)	37,67,67	2.62	9 (24%)
26	PEB	lo	203	-	43,46,46	1.99	7 (16%)	45,67,67	1.51	6 (13%)

Mol	Type	Chain	Res	Link	Bond lengths			Bond angles		
					Counts	RMSZ	$\#\|Z\|>2$	Counts	RMSZ	$\#\|Z\|>2$
26	PEB	hB	202	-	43,46,46	1.99	7 (16%)	45,67,67	1.51	6 (13%)
26	PEB	as	201	-	43,46,46	1.71	4 (9%)	45,67,67	1.53	9 (20%)
26	PEB	q2	202	-	43,46,46	1.71	4 (9%)	45,67,67	1.54	9 (20%)
26	PEB	L3	202	-	43,46,46	1.99	7 (16%)	45,67,67	1.51	6 (13%)
26	PEB	h7	201	-	43,46,46	1.70	4 (9%)	45,67,67	1.53	9 (20%)
26	PEB	Y7	1003	-	43,46,46	1.99	7 (16%)	45,67,67	1.51	6 (13%)
26	PEB	bQ	202	-	43,46,46	1.65	4 (9%)	45,67,67	1.16	4 (8%)
26	PEB	G7	201	10	43,46,46	1.70	4 (9%)	45,67,67	1.54	9 (20%)
26	PEB	lq	203	-	43,46,46	1.65	4 (9%)	45,67,67	1.17	4 (8%)
28	PUB	b7	202	-	42,46,46	2.28	9 (21%)	37,67,67	2.62	8 (21%)
26	PEB	V5	201	-	43,46,46	1.71	4 (9%)	45,67,67	1.54	9 (20%)
28	PUB	fs	203	-	42,46,46	2.29	9 (21%)	37,67,67	2.61	9 (24%)
26	PEB	B9	201	-	43,46,46	1.72	4 (9%)	45,67,67	1.54	9 (20%)
26	PEB	E7	201	10	43,46,46	1.71	4 (9%)	45,67,67	1.54	9 (20%)
28	PUB	t4	203	-	42,46,46	2.28	9 (21%)	37,67,67	2.61	9 (24%)
26	PEB	q2	201	-	43,46,46	1.71	4 (9%)	45,67,67	1.54	9 (20%)
26	PEB	q6	201	-	43,46,46	1.70	4 (9%)	45,67,67	1.54	9 (20%)
26	PEB	eB	201	-	43,46,46	1.65	4 (9%)	45,67,67	1.16	3 (6%)
26	PEB	l6	202	-	43,46,46	1.71	4 (9%)	45,67,67	1.54	9 (20%)
26	PEB	kX	1001	-	43,46,46	1.71	4 (9%)	45,67,67	1.54	9 (20%)
26	PEB	iF	1001	-	43,46,46	1.72	4 (9%)	45,67,67	1.54	9 (20%)
27	CYC	M1	1001	-	42,46,46	3.44	18 (42%)	50,67,67	3.40	25 (50%)
26	PEB	Y8	201	-	43,46,46	1.72	4 (9%)	45,67,67	1.54	9 (20%)
28	PUB	t3	203	11	42,46,46	2.28	9 (21%)	37,67,67	2.61	9 (24%)
27	CYC	m1	201	-	42,46,46	3.39	15 (35%)	50,67,67	3.13	25 (50%)
26	PEB	g3	201	-	43,46,46	1.71	4 (9%)	45,67,67	1.54	9 (20%)
26	PEB	r2	202	-	43,46,46	1.71	4 (9%)	45,67,67	1.54	9 (20%)
26	PEB	cA	201	-	43,46,46	1.70	4 (9%)	45,67,67	1.54	9 (20%)
26	PEB	r8	202	-	43,46,46	1.64	4 (9%)	45,67,67	1.16	3 (6%)
26	PEB	I3	202	-	43,46,46	1.64	4 (9%)	45,67,67	1.16	3 (6%)
26	PEB	j2	202	-	43,46,46	1.99	7 (16%)	45,67,67	1.51	6 (13%)
28	PUB	T2	203	-	42,46,46	2.28	9 (21%)	37,67,67	2.62	9 (24%)
26	PEB	R6	202	-	43,46,46	2.00	7 (16%)	45,67,67	1.52	6 (13%)
26	PEB	q4	202	-	43,46,46	1.72	4 (9%)	45,67,67	1.53	9 (20%)
28	PUB	a7	203	-	42,46,46	2.29	9 (21%)	37,67,67	2.61	9 (24%)

Mol	Type	Chain	Res	Link	Bond lengths			Bond angles		
					Counts	RMSZ	$\#\|Z\|>2$	Counts	RMSZ	$\#\|Z\|>2$
26	PEB	M6	1002	-	43,46,46	1.72	4 (9%)	45,67,67	1.54	9 (20%)
26	PEB	eE	201	-	43,46,46	1.71	4 (9%)	45,67,67	1.54	9 (20%)
26	PEB	O2	201	-	43,46,46	1.71	4 (9%)	45,67,67	1.54	9 (20%)
26	PEB	n7	201	-	43,46,46	1.71	4 (9%)	45,67,67	1.54	9 (20%)
26	PEB	dP	202	-	43,46,46	1.72	4 (9%)	45,67,67	1.53	9 (20%)
27	CYC	i1	1001	-	42,46,46	3.40	14 (33%)	50,67,67	3.13	25 (50%)
26	PEB	u3	202	-	43,46,46	1.65	4 (9%)	45,67,67	1.16	4 (8%)
26	PEB	lf	201	-	43,46,46	1.71	4 (9%)	45,67,67	1.54	9 (20%)
26	PEB	cg	201	-	43,46,46	1.70	4 (9%)	45,67,67	1.54	9 (20%)
26	PEB	cC	1002	-	43,46,46	1.65	4 (9%)	45,67,67	1.16	3 (6%)
26	PEB	K8	202	-	43,46,46	1.70	4 (9%)	45,67,67	1.54	9 (20%)
29	PVN	lz	403	-	43,46,46	1.89	8 (18%)	49,67,67	2.36	13 (26%)
26	PEB	T4	201	-	43,46,46	1.71	4 (9%)	45,67,67	1.54	9 (20%)
26	PEB	kU	1001	-	43,46,46	1.71	4 (9%)	45,67,67	1.54	9 (20%)
26	PEB	fd	301	-	43,46,46	1.71	4 (9%)	45,67,67	1.54	9 (20%)
28	PUB	X4	203	-	42,46,46	2.28	9 (21%)	37,67,67	2.61	9 (24%)
26	PEB	C9	201	-	43,46,46	1.72	4 (9%)	45,67,67	1.54	9 (20%)
26	PEB	bT	201	-	43,46,46	1.99	7 (16%)	45,67,67	1.51	6 (13%)
26	PEB	u9	202	-	43,46,46	1.72	4 (9%)	45,67,67	1.54	9 (20%)
26	PEB	Z7	202	-	43,46,46	2.00	7 (16%)	45,67,67	1.51	6 (13%)
26	PEB	dN	201	-	43,46,46	1.71	4 (9%)	45,67,67	1.54	9 (20%)
27	CYC	S1	202	-	42,46,46	3.43	18 (42%)	50,67,67	3.40	25 (50%)
26	PEB	dn	201	-	43,46,46	1.71	4 (9%)	45,67,67	1.54	9 (20%)
26	PEB	eT	202	-	43,46,46	1.71	4 (9%)	45,67,67	1.54	9 (20%)
26	PEB	E8	202	-	43,46,46	1.71	4 (9%)	45,67,67	1.54	9 (20%)
28	PUB	T6	203	-	42,46,46	2.28	9 (21%)	37,67,67	2.62	9 (24%)
28	PUB	hH	203	-	42,46,46	2.27	9 (21%)	37,67,67	2.61	9 (24%)
26	PEB	iA	1002	-	43,46,46	1.64	4 (9%)	45,67,67	1.17	3 (6%)
26	PEB	li	201	-	43,46,46	1.71	4 (9%)	45,67,67	1.54	9 (20%)
26	PEB	fn	1001	-	43,46,46	1.71	4 (9%)	45,67,67	1.54	9 (20%)
26	PEB	F2	202	-	43,46,46	1.72	4 (9%)	45,67,67	1.54	9 (20%)
26	PEB	db	201	-	43,46,46	1.70	4 (9%)	45,67,67	1.53	9 (20%)
26	PEB	p3	201	-	43,46,46	1.70	4 (9%)	45,67,67	1.54	9 (20%)
28	PUB	ff	203	-	42,46,46	2.28	9 (21%)	37,67,67	2.61	9 (24%)
26	PEB	o5	201	-	43,46,46	1.70	4 (9%)	45,67,67	1.54	9 (20%)

Mol	Type	Chain	Res	Link	Bond lengths			Bond angles		
					Counts	RMSZ	$\#\|Z\|>2$	Counts	RMSZ	$\#\|Z\|>2$
26	PEB	cT	1002	-	43,46,46	1.71	4 (9%)	45,67,67	1.54	9 (20%)
28	PUB	H5	202	-	42,46,46	2.28	9 (21%)	37,67,67	2.62	8 (21%)
26	PEB	cM	201	-	43,46,46	1.70	4 (9%)	45,67,67	1.54	9 (20%)
26	PEB	fd	302	-	43,46,46	1.71	4 (9%)	45,67,67	1.54	9 (20%)
28	PUB	p2	203	-	42,46,46	2.28	9 (21%)	37,67,67	2.62	9 (24%)
26	PEB	bB	202	-	43,46,46	2.00	7 (16%)	45,67,67	1.51	6 (13%)
26	PEB	o6	202	-	43,46,46	1.70	4 (9%)	45,67,67	1.54	9 (20%)
26	PEB	bX	401	-	43,46,46	1.71	4 (9%)	45,67,67	1.54	9 (20%)
26	PEB	D8	201	-	43,46,46	1.72	4 (9%)	45,67,67	1.54	9 (20%)
26	PEB	iD	1002	-	43,46,46	1.98	7 (16%)	45,67,67	1.51	6 (13%)
26	PEB	V4	201	-	43,46,46	1.71	4 (9%)	45,67,67	1.54	9 (20%)
27	CYC	a2	902	-	42,46,46	3.44	18 (42%)	50,67,67	3.39	25 (50%)
26	PEB	u7	201	-	43,46,46	1.72	4 (9%)	45,67,67	1.53	9 (20%)
26	PEB	k6	1002	-	43,46,46	1.70	4 (9%)	45,67,67	1.54	9 (20%)
26	PEB	bY	1003	-	43,46,46	1.70	4 (9%)	45,67,67	1.54	9 (20%)
26	PEB	gp	202	-	43,46,46	1.99	7 (16%)	45,67,67	1.51	6 (13%)
26	PEB	G4	201	-	43,46,46	1.72	4 (9%)	45,67,67	1.53	9 (20%)
26	PEB	aF	201	-	43,46,46	1.71	4 (9%)	45,67,67	1.54	9 (20%)
28	PUB	J9	203	-	42,46,46	2.28	9 (21%)	37,67,67	2.61	8 (21%)
26	PEB	o5	202	-	43,46,46	1.65	4 (9%)	45,67,67	1.16	3 (6%)
28	PUB	aT	203	11	42,46,46	2.28	9 (21%)	37,67,67	2.61	9 (24%)
26	PEB	bz	201	-	43,46,46	1.71	4 (9%)	45,67,67	1.54	9 (20%)
26	PEB	C6	202	-	43,46,46	1.72	4 (9%)	45,67,67	1.54	9 (20%)
26	PEB	z7	202	-	43,46,46	1.98	7 (16%)	45,67,67	1.51	6 (13%)
26	PEB	ci	201	-	43,46,46	1.72	4 (9%)	45,67,67	1.54	9 (20%)
26	PEB	eo	202	-	43,46,46	1.71	4 (9%)	45,67,67	1.54	9 (20%)
26	PEB	bA	201	-	43,46,46	1.71	4 (9%)	45,67,67	1.54	9 (20%)
26	PEB	V5	202	-	43,46,46	1.99	7 (16%)	45,67,67	1.51	6 (13%)
26	PEB	S5	201	-	43,46,46	1.72	4 (9%)	45,67,67	1.54	9 (20%)
28	PUB	x2	202	-	42,46,46	2.28	9 (21%)	37,67,67	2.61	8 (21%)
26	PEB	eb	201	-	43,46,46	1.71	4 (9%)	45,67,67	1.54	9 (20%)
28	PUB	cQ	202	-	42,46,46	2.28	9 (21%)	37,67,67	2.62	9 (24%)
26	PEB	cE	202	-	43,46,46	2.00	7 (16%)	45,67,67	1.52	6 (13%)
26	PEB	q8	201	-	43,46,46	1.72	4 (9%)	45,67,67	1.54	9 (20%)
26	PEB	W8	201	-	43,46,46	1.71	4 (9%)	45,67,67	1.54	9 (20%)

Mol	Type	Chain	Res	Link	Bond lengths			Bond angles		
					Counts	RMSZ	$\#\|Z\|>2$	Counts	RMSZ	$\#\|Z\|>2$
26	PEB	hS	201	-	43,46,46	1.71	4 (9%)	45,67,67	1.54	9 (20%)
26	PEB	cv	201	-	43,46,46	1.70	4 (9%)	45,67,67	1.54	9 (20%)
26	PEB	d7	201	-	43,46,46	1.69	4 (9%)	45,67,67	1.54	9 (20%)
26	PEB	fx	201	-	43,46,46	1.70	4 (9%)	45,67,67	1.54	9 (20%)
26	PEB	D7	202	-	43,46,46	1.99	7 (16%)	45,67,67	1.52	6 (13%)
26	PEB	T9	201	-	43,46,46	1.71	4 (9%)	45,67,67	1.54	9 (20%)
26	PEB	hT	202	11	43,46,46	1.99	7 (16%)	45,67,67	1.51	6 (13%)
28	PUB	n2	203	-	42,46,46	2.28	9 (21%)	37,67,67	2.61	9 (24%)
26	PEB	i6	201	10	43,46,46	1.71	4 (9%)	45,67,67	1.54	9 (20%)
26	PEB	ct	202	-	43,46,46	1.64	4 (9%)	45,67,67	1.17	3 (6%)
26	PEB	h3	201	-	43,46,46	2.00	7 (16%)	45,67,67	1.51	6 (13%)
26	PEB	y4	1001	-	43,46,46	1.71	4 (9%)	45,67,67	1.54	9 (20%)
26	PEB	ak	201	-	43,46,46	1.71	4 (9%)	45,67,67	1.53	9 (20%)
26	PEB	q4	201	-	43,46,46	1.71	4 (9%)	45,67,67	1.54	9 (20%)
26	PEB	W4	202	-	43,46,46	1.70	4 (9%)	45,67,67	1.54	9 (20%)
26	PEB	cc	201	-	43,46,46	1.71	4 (9%)	45,67,67	1.54	9 (20%)
26	PEB	eA	1001	-	43,46,46	1.71	4 (9%)	45,67,67	1.54	9 (20%)
26	PEB	G8	202	-	43,46,46	1.72	4 (9%)	45,67,67	1.54	9 (20%)
26	PEB	eV	202	-	43,46,46	2.00	7 (16%)	45,67,67	1.52	6 (13%)
28	PUB	lb	203	-	42,46,46	2.28	9 (21%)	37,67,67	2.62	8 (21%)
26	PEB	i9	201	-	43,46,46	1.72	4 (9%)	45,67,67	1.54	9 (20%)
28	PUB	44	305	-	42,46,46	2.28	9 (21%)	37,67,67	2.61	8 (21%)
26	PEB	ap	201	-	43,46,46	1.70	4 (9%)	45,67,67	1.54	9 (20%)
26	PEB	w5	201	-	43,46,46	1.71	4 (9%)	45,67,67	1.54	9 (20%)
26	PEB	fd	303	-	43,46,46	1.71	4 (9%)	45,67,67	1.53	9 (20%)
26	PEB	l8	202	-	43,46,46	1.71	4 (9%)	45,67,67	1.54	9 (20%)
26	PEB	fq	201	-	43,46,46	1.70	4 (9%)	45,67,67	1.54	9 (20%)
26	PEB	gi	201	-	43,46,46	1.71	4 (9%)	45,67,67	1.54	9 (20%)
28	PUB	n4	203	-	42,46,46	2.28	9 (21%)	37,67,67	2.61	9 (24%)
26	PEB	ai	201	-	43,46,46	1.72	4 (9%)	45,67,67	1.54	9 (20%)
28	PUB	cB	203	-	42,46,46	2.28	9 (21%)	37,67,67	2.61	9 (24%)
28	PUB	P5	202	-	42,46,46	2.29	9 (21%)	37,67,67	2.61	9 (24%)
26	PEB	O8	202	-	43,46,46	1.71	4 (9%)	45,67,67	1.54	9 (20%)
26	PEB	d9	301	-	43,46,46	1.69	4 (9%)	45,67,67	1.55	9 (20%)
26	PEB	j4	201	-	43,46,46	1.71	4 (9%)	45,67,67	1.54	9 (20%)

Mol	Type	Chain	Res	Link	Bond lengths			Bond angles		
					Counts	RMSZ	$\#\|Z\|>2$	Counts	RMSZ	$\#\|Z\|>2$
26	PEB	cX	202	-	43,46,46	1.71	4 (9%)	45,67,67	1.54	9 (20%)
28	PUB	kS	1003	-	42,46,46	2.28	9 (21%)	37,67,67	2.61	9 (24%)
28	PUB	kW	1003	-	42,46,46	2.27	9 (21%)	37,67,67	2.61	9 (24%)
26	PEB	X8	201	-	43,46,46	1.70	4 (9%)	45,67,67	1.54	9 (20%)
26	PEB	lr	201	-	43,46,46	1.71	4 (9%)	45,67,67	1.54	9 (20%)
26	PEB	ay	1002	-	43,46,46	1.65	4 (9%)	45,67,67	1.16	3 (6%)
26	PEB	dy	401	-	43,46,46	1.71	4 (9%)	45,67,67	1.54	9 (20%)
26	PEB	ly	402	-	43,46,46	1.71	4 (9%)	45,67,67	1.54	9 (20%)
26	PEB	hJ	201	-	43,46,46	1.71	4 (9%)	45,67,67	1.54	9 (20%)
28	PUB	44	304	-	42,46,46	2.28	9 (21%)	37,67,67	2.61	9 (24%)
28	PUB	aP	203	-	42,46,46	2.28	9 (21%)	37,67,67	2.62	9 (24%)
26	PEB	cQ	201	-	43,46,46	1.72	4 (9%)	45,67,67	1.54	9 (20%)
28	PUB	a6	203	-	42,46,46	2.27	9 (21%)	37,67,67	2.61	9 (24%)
26	PEB	fo	202	-	43,46,46	2.00	7 (16%)	45,67,67	1.51	6 (13%)
28	PUB	ee	203	-	42,46,46	2.29	9 (21%)	37,67,67	2.61	9 (24%)
26	PEB	f8	201	-	43,46,46	1.70	4 (9%)	45,67,67	1.55	9 (20%)
26	PEB	gg	201	-	43,46,46	1.72	4 (9%)	45,67,67	1.54	9 (20%)
26	PEB	b6	202	-	43,46,46	1.71	4 (9%)	45,67,67	1.54	9 (20%)
26	PEB	h9	201	-	43,46,46	1.71	4 (9%)	45,67,67	1.54	9 (20%)
26	PEB	t9	201	-	43,46,46	1.72	4 (9%)	45,67,67	1.54	9 (20%)
26	PEB	F6	201	-	43,46,46	1.70	4 (9%)	45,67,67	1.54	9 (20%)
28	PUB	Z7	203	11	42,46,46	2.27	9 (21%)	37,67,67	2.61	9 (24%)
28	PUB	gk	203	-	42,46,46	2.28	9 (21%)	37,67,67	2.61	9 (24%)
26	PEB	x3	202	-	43,46,46	1.98	7 (16%)	45,67,67	1.51	6 (13%)
28	PUB	eZ	404	-	42,46,46	2.29	9 (21%)	37,67,67	2.62	9 (24%)
26	PEB	gk	201	-	43,46,46	1.71	4 (9%)	45,67,67	1.54	9 (20%)
26	PEB	ch	202	-	43,46,46	2.00	7 (16%)	45,67,67	1.51	6 (13%)
26	PEB	ad	201	-	43,46,46	1.71	4 (9%)	45,67,67	1.55	9 (20%)
26	PEB	p7	201	-	43,46,46	1.99	7 (16%)	45,67,67	1.51	6 (13%)
27	CYC	e1	201	-	42,46,46	3.39	14 (33%)	50,67,67	3.13	25 (50%)
26	PEB	Z6	202	-	43,46,46	1.71	4 (9%)	45,67,67	1.54	9 (20%)
28	PUB	u6	203	-	42,46,46	2.27	9 (21%)	37,67,67	2.61	8 (21%)
26	PEB	E4	202	-	43,46,46	1.71	4 (9%)	45,67,67	1.54	9 (20%)
26	PEB	dJ	201	-	43,46,46	1.71	4 (9%)	45,67,67	1.54	9 (20%)
28	PUB	bq	203	11	42,46,46	2.28	9 (21%)	37,67,67	2.61	9 (24%)

Mol	Type	Chain	Res	Link	Bond lengths			Bond angles		
					Counts	RMSZ	$\#\|Z\|>2$	Counts	RMSZ	$\#\|Z\|>2$
28	PUB	dw	405	-	42,46,46	2.29	9 (21%)	37,67,67	2.62	9 (24%)
26	PEB	b4	1001	-	43,46,46	1.71	4 (9%)	45,67,67	1.54	9 (20%)
26	PEB	f3	202	-	43,46,46	1.99	7 (16%)	45,67,67	1.52	6 (13%)
26	PEB	H4	202	-	43,46,46	1.71	4 (9%)	45,67,67	1.54	9 (20%)
28	PUB	D6	202	11	42,46,46	2.28	9 (21%)	37,67,67	2.61	9 (24%)
26	PEB	cm	1002	10	43,46,46	1.64	4 (9%)	45,67,67	1.16	3 (6%)
28	PUB	iC	1003	-	42,46,46	2.28	9 (21%)	37,67,67	2.61	9 (24%)
26	PEB	fb	202	-	43,46,46	1.65	4 (9%)	45,67,67	1.16	3 (6%)
26	PEB	dY	202	-	43,46,46	2.00	7 (16%)	45,67,67	1.51	6 (13%)
27	CYC	a2	901	-	42,46,46	3.44	18 (42%)	50,67,67	3.40	25 (50%)
28	PUB	eT	203	-	42,46,46	2.29	9 (21%)	37,67,67	2.63	9 (24%)
26	PEB	Q4	201	-	43,46,46	1.71	4 (9%)	45,67,67	1.54	9 (20%)
26	PEB	dH	202	-	43,46,46	1.71	4 (9%)	45,67,67	1.53	9 (20%)
26	PEB	I3	201	-	43,46,46	1.71	4 (9%)	45,67,67	1.54	9 (20%)
26	PEB	D9	202	-	43,46,46	1.99	6 (13%)	45,67,67	1.51	6 (13%)
26	PEB	U5	202	-	43,46,46	1.64	4 (9%)	45,67,67	1.17	3 (6%)
26	PEB	z7	201	-	43,46,46	1.70	4 (9%)	45,67,67	1.54	9 (20%)
26	PEB	S2	202	-	43,46,46	1.64	4 (9%)	45,67,67	1.16	3 (6%)
26	PEB	eo	201	-	43,46,46	1.72	4 (9%)	45,67,67	1.53	9 (20%)
26	PEB	fh	1001	-	43,46,46	1.70	4 (9%)	45,67,67	1.54	9 (20%)
26	PEB	dr	202	-	43,46,46	1.72	4 (9%)	45,67,67	1.54	9 (20%)
28	PUB	Z2	203	-	42,46,46	2.28	9 (21%)	37,67,67	2.61	9 (24%)
26	PEB	V8	1001	-	43,46,46	1.71	4 (9%)	45,67,67	1.54	9 (20%)
28	PUB	jN	1003	-	42,46,46	2.28	9 (21%)	37,67,67	2.61	9 (24%)
28	PUB	C2	304	-	42,46,46	2.27	9 (21%)	37,67,67	2.61	8 (21%)
26	PEB	lt	201	-	43,46,46	1.70	4 (9%)	45,67,67	1.54	9 (20%)
28	PUB	lh	203	-	42,46,46	2.28	9 (21%)	37,67,67	2.62	9 (24%)
26	PEB	a8	601	-	43,46,46	1.70	4 (9%)	45,67,67	1.54	9 (20%)
26	PEB	fp	201	-	43,46,46	1.71	4 (9%)	45,67,67	1.54	9 (20%)
28	PUB	dN	203	-	42,46,46	2.28	9 (21%)	37,67,67	2.61	9 (24%)
26	PEB	a9	601	-	43,46,46	1.70	4 (9%)	45,67,67	1.54	9 (20%)
26	PEB	jO	1001	-	43,46,46	1.70	4 (9%)	45,67,67	1.54	9 (20%)
26	PEB	fi	201	-	43,46,46	1.70	4 (9%)	45,67,67	1.54	9 (20%)
26	PEB	E2	1001	-	43,46,46	1.71	4 (9%)	45,67,67	1.54	9 (20%)
28	PUB	iG	1002	-	42,46,46	2.28	9 (21%)	37,67,67	2.62	9 (24%)

Mol	Type	Chain	Res	Link	Bond lengths			Bond angles		
					Counts	RMSZ	$\#\|Z\|>2$	Counts	RMSZ	$\#\|Z\|>2$
28	PUB	N9	203	-	42,46,46	2.28	9 (21%)	37,67,67	2.62	9 (24%)
26	PEB	dV	202	-	43,46,46	1.99	7 (16%)	45,67,67	1.51	6 (13%)
26	PEB	hM	1001	-	43,46,46	1.71	4 (9%)	45,67,67	1.54	9 (20%)
26	PEB	fx	202	-	43,46,46	1.64	4 (9%)	45,67,67	1.16	3 (6%)
26	PEB	dP	201	-	43,46,46	1.69	4 (9%)	45,67,67	1.55	9 (20%)
26	PEB	fs	201	-	43,46,46	1.71	4 (9%)	45,67,67	1.54	9 (20%)
28	PUB	X3	202	-	42,46,46	2.28	9 (21%)	37,67,67	2.61	8 (21%)
26	PEB	L9	201	-	43,46,46	1.71	4 (9%)	45,67,67	1.54	9 (20%)
26	PEB	Y9	301	-	43,46,46	1.64	4 (9%)	45,67,67	1.17	3 (6%)
26	PEB	U3	201	-	43,46,46	1.70	4 (9%)	45,67,67	1.54	9 (20%)
28	PUB	bF	203	-	42,46,46	2.28	9 (21%)	37,67,67	2.62	8 (21%)
26	PEB	i7	202	-	43,46,46	1.65	4 (9%)	45,67,67	1.16	4 (8%)
26	PEB	aK	1001	-	43,46,46	1.71	4 (9%)	45,67,67	1.54	9 (20%)
26	PEB	e2	201	-	43,46,46	1.71	4 (9%)	45,67,67	1.54	9 (20%)
26	PEB	n9	401	11	43,46,46	1.71	4 (9%)	45,67,67	1.54	9 (20%)
28	PUB	A2	1005	-	42,46,46	2.28	9 (21%)	37,67,67	2.61	9 (24%)
26	PEB	gt	202	-	43,46,46	1.99	7 (16%)	45,67,67	1.51	6 (13%)
28	PUB	lx	201	-	42,46,46	2.28	9 (21%)	37,67,67	2.61	9 (24%)
26	PEB	N4	201	-	43,46,46	1.71	4 (9%)	45,67,67	1.54	9 (20%)
26	PEB	h7	202	-	43,46,46	1.64	4 (9%)	45,67,67	1.16	3 (6%)
29	PVN	e9	304	-	43,46,46	1.96	9 (20%)	49,67,67	2.46	11 (22%)
26	PEB	j7	201	-	43,46,46	1.72	4 (9%)	45,67,67	1.55	9 (20%)
26	PEB	B6	202	-	43,46,46	1.99	7 (16%)	45,67,67	1.51	6 (13%)
26	PEB	eQ	202	-	43,46,46	1.71	4 (9%)	45,67,67	1.54	9 (20%)
26	PEB	bC	201	-	43,46,46	1.71	4 (9%)	45,67,67	1.54	9 (20%)
26	PEB	hC	201	-	43,46,46	1.71	4 (9%)	45,67,67	1.54	9 (20%)
26	PEB	S4	201	-	43,46,46	1.70	4 (9%)	45,67,67	1.54	9 (20%)
28	PUB	hG	202	-	42,46,46	2.28	9 (21%)	37,67,67	2.62	9 (24%)
26	PEB	B9	202	-	43,46,46	1.99	7 (16%)	45,67,67	1.51	6 (13%)
26	PEB	fs	202	-	43,46,46	2.00	7 (16%)	45,67,67	1.51	6 (13%)
26	PEB	bL	202	-	43,46,46	2.01	7 (16%)	45,67,67	1.51	6 (13%)
26	PEB	ea	203	-	43,46,46	1.99	7 (16%)	45,67,67	1.51	6 (13%)
26	PEB	ec	201	-	43,46,46	1.65	4 (9%)	45,67,67	1.16	3 (6%)
26	PEB	ag	201	-	43,46,46	1.71	4 (9%)	45,67,67	1.54	9 (20%)
26	PEB	cK	202	-	43,46,46	1.65	4 (9%)	45,67,67	1.16	3 (6%)

Mol	Type	Chain	Res	Link	Bond lengths			Bond angles		
					Counts	RMSZ	$\#\|Z\|>2$	Counts	RMSZ	$\#\|Z\|>2$
26	PEB	hI	202	-	43,46,46	1.64	4 (9%)	45,67,67	1.16	4 (8%)
28	PUB	z3	203	-	42,46,46	2.27	9 (21%)	37,67,67	2.61	8 (21%)
26	PEB	r5	201	-	43,46,46	1.71	4 (9%)	45,67,67	1.54	9 (20%)
26	PEB	v4	201	-	43,46,46	1.70	4 (9%)	45,67,67	1.54	9 (20%)
28	PUB	C8	203	-	42,46,46	2.28	9 (21%)	37,67,67	2.61	9 (24%)
26	PEB	bh	201	-	43,46,46	1.71	4 (9%)	45,67,67	1.54	9 (20%)
28	PUB	n3	203	-	42,46,46	2.29	9 (21%)	37,67,67	2.62	9 (24%)
26	PEB	t8	202	-	43,46,46	1.64	4 (9%)	45,67,67	1.17	3 (6%)
26	PEB	dx	404	-	43,46,46	1.71	4 (9%)	45,67,67	1.55	9 (20%)
26	PEB	p3	202	-	43,46,46	1.98	7 (16%)	45,67,67	1.50	6 (13%)
28	PUB	bY	1005	-	42,46,46	2.29	9 (21%)	37,67,67	2.62	10 (27%)
28	PUB	co	202	-	42,46,46	2.28	9 (21%)	37,67,67	2.61	8 (21%)
26	PEB	l2	202	-	43,46,46	2.00	7 (16%)	45,67,67	1.52	6 (13%)
26	PEB	lk	202	-	43,46,46	1.64	4 (9%)	45,67,67	1.16	3 (6%)
26	PEB	k7	1002	-	43,46,46	1.64	4 (9%)	45,67,67	1.16	3 (6%)
26	PEB	T2	202	-	43,46,46	1.99	7 (16%)	45,67,67	1.51	6 (13%)
26	PEB	df	201	-	43,46,46	1.71	4 (9%)	45,67,67	1.54	9 (20%)
26	PEB	O7	202	-	43,46,46	1.65	4 (9%)	45,67,67	1.17	3 (6%)
26	PEB	c9	301	-	43,46,46	1.71	4 (9%)	45,67,67	1.54	9 (20%)
26	PEB	S3	202	-	43,46,46	1.65	4 (9%)	45,67,67	1.16	3 (6%)
26	PEB	a7	202	-	43,46,46	1.99	7 (16%)	45,67,67	1.51	6 (13%)
26	PEB	e3	1001	-	43,46,46	1.72	4 (9%)	45,67,67	1.54	9 (20%)
26	PEB	C6	201	-	43,46,46	1.71	4 (9%)	45,67,67	1.54	9 (20%)
28	PUB	cr	203	-	42,46,46	2.27	9 (21%)	37,67,67	2.60	8 (21%)
26	PEB	b6	201	-	43,46,46	1.71	4 (9%)	45,67,67	1.54	9 (20%)
26	PEB	cr	201	-	43,46,46	1.70	4 (9%)	45,67,67	1.54	9 (20%)
26	PEB	j2	201	-	43,46,46	1.71	4 (9%)	45,67,67	1.54	9 (20%)
26	PEB	D6	201	-	43,46,46	1.72	4 (9%)	45,67,67	1.54	9 (20%)
26	PEB	eq	202	-	43,46,46	1.71	4 (9%)	45,67,67	1.54	9 (20%)
26	PEB	jP	1001	-	43,46,46	1.72	4 (9%)	45,67,67	1.54	9 (20%)
26	PEB	eB	203	-	43,46,46	1.98	7 (16%)	45,67,67	1.51	6 (13%)
26	PEB	Q9	201	-	43,46,46	1.71	4 (9%)	45,67,67	1.54	9 (20%)
26	PEB	lk	201	-	43,46,46	1.71	4 (9%)	45,67,67	1.53	9 (20%)
26	PEB	ga	202	-	43,46,46	2.00	7 (16%)	45,67,67	1.51	6 (13%)
29	PVN	Z5	304	-	43,46,46	2.03	8 (18%)	49,67,67	3.49	18 (36%)

Mol	Type	Chain	Res	Link	Bond lengths			Bond angles		
					Counts	RMSZ	$\#\|Z\|>2$	Counts	RMSZ	$\#\|Z\|>2$
26	PEB	gc	202	-	43,46,46	1.65	4 (9%)	45,67,67	1.16	4 (8%)
26	PEB	s2	202	-	43,46,46	1.72	4 (9%)	45,67,67	1.54	9 (20%)
26	PEB	B7	201	-	43,46,46	1.99	7 (16%)	45,67,67	1.51	6 (13%)
26	PEB	lq	202	-	43,46,46	1.71	4 (9%)	45,67,67	1.55	9 (20%)
26	PEB	S3	201	-	43,46,46	1.71	4 (9%)	45,67,67	1.54	9 (20%)
26	PEB	dl	202	-	43,46,46	2.00	7 (16%)	45,67,67	1.52	6 (13%)
26	PEB	dg	201	-	43,46,46	1.71	4 (9%)	45,67,67	1.54	9 (20%)
28	PUB	B3	203	-	42,46,46	2.29	9 (21%)	37,67,67	2.62	9 (24%)
26	PEB	z5	202	-	43,46,46	1.99	7 (16%)	45,67,67	1.51	6 (13%)
26	PEB	B3	201	-	43,46,46	1.70	4 (9%)	45,67,67	1.54	9 (20%)
29	PVN	gz	304	-	43,46,46	2.46	14 (32%)	49,67,67	2.45	18 (36%)
26	PEB	eq	201	-	43,46,46	1.70	4 (9%)	45,67,67	1.54	9 (20%)
26	PEB	A3	202	-	43,46,46	1.65	4 (9%)	45,67,67	1.17	4 (8%)
26	PEB	hX	201	-	43,46,46	1.72	4 (9%)	45,67,67	1.54	9 (20%)
26	PEB	w2	202	-	43,46,46	1.71	4 (9%)	45,67,67	1.53	9 (20%)
26	PEB	v9	202	-	43,46,46	2.00	7 (16%)	45,67,67	1.51	6 (13%)
26	PEB	u8	201	-	43,46,46	1.70	4 (9%)	45,67,67	1.54	9 (20%)
29	PVN	C2	303	-	43,46,46	2.07	10 (23%)	49,67,67	3.41	17 (34%)
26	PEB	fu	201	-	43,46,46	1.99	7 (16%)	45,67,67	1.51	6 (13%)
26	PEB	C7	201	-	43,46,46	1.71	4 (9%)	45,67,67	1.54	9 (20%)
26	PEB	cZ	201	-	43,46,46	1.71	4 (9%)	45,67,67	1.54	9 (20%)
28	PUB	x7	203	-	42,46,46	2.28	9 (21%)	37,67,67	2.61	9 (24%)
26	PEB	w6	1001	-	43,46,46	1.71	4 (9%)	45,67,67	1.54	9 (20%)
28	PUB	jM	1003	-	42,46,46	2.28	9 (21%)	37,67,67	2.62	9 (24%)
26	PEB	dD	201	-	43,46,46	1.71	4 (9%)	45,67,67	1.54	9 (20%)
26	PEB	ft	201	-	43,46,46	1.71	4 (9%)	45,67,67	1.54	9 (20%)
26	PEB	m4	1001	-	43,46,46	1.71	4 (9%)	45,67,67	1.54	9 (20%)
26	PEB	lc	202	-	43,46,46	1.65	4 (9%)	45,67,67	1.17	3 (6%)
26	PEB	s7	202	-	43,46,46	1.64	4 (9%)	45,67,67	1.16	4 (8%)
26	PEB	ff	204	-	43,46,46	1.71	4 (9%)	45,67,67	1.53	9 (20%)
26	PEB	P5	201	-	43,46,46	1.99	7 (16%)	45,67,67	1.51	6 (13%)
26	PEB	hY	403	-	43,46,46	1.72	4 (9%)	45,67,67	1.54	9 (20%)
26	PEB	dh	201	-	43,46,46	1.71	4 (9%)	45,67,67	1.53	9 (20%)
26	PEB	T3	201	-	43,46,46	1.71	4 (9%)	45,67,67	1.54	9 (20%)
28	PUB	ll	203	-	42,46,46	2.27	9 (21%)	37,67,67	2.61	9 (24%)

Mol	Type	Chain	Res	Link	Bond lengths			Bond angles		
					Counts	RMSZ	$\#\|Z\|>2$	Counts	RMSZ	$\#\|Z\|>2$
26	PEB	aI	201	-	43,46,46	1.71	4 (9%)	45,67,67	1.54	9 (20%)
26	PEB	T6	202	-	43,46,46	1.70	4 (9%)	45,67,67	1.54	9 (20%)
26	PEB	P9	202	-	43,46,46	1.99	7 (16%)	45,67,67	1.51	6 (13%)
26	PEB	dj	202	-	43,46,46	1.99	7 (16%)	45,67,67	1.51	6 (13%)
26	PEB	G6	201	-	43,46,46	1.71	4 (9%)	45,67,67	1.54	9 (20%)
26	PEB	hH	202	-	43,46,46	2.00	7 (16%)	45,67,67	1.51	6 (13%)
26	PEB	le	201	-	43,46,46	1.70	4 (9%)	45,67,67	1.54	9 (20%)
26	PEB	v3	201	-	43,46,46	1.71	4 (9%)	45,67,67	1.54	9 (20%)
26	PEB	d7	202	11	43,46,46	2.00	7 (16%)	45,67,67	1.51	6 (13%)
26	PEB	a3	1001	-	43,46,46	1.72	4 (9%)	45,67,67	1.54	9 (20%)
26	PEB	e8	301	-	43,46,46	1.71	4 (9%)	45,67,67	1.54	9 (20%)
28	PUB	V9	203	-	42,46,46	2.29	9 (21%)	37,67,67	2.62	9 (24%)
26	PEB	bD	201	-	43,46,46	1.72	4 (9%)	45,67,67	1.54	9 (20%)
26	PEB	dL	201	-	43,46,46	1.71	4 (9%)	45,67,67	1.54	9 (20%)
26	PEB	V9	201	-	43,46,46	1.71	4 (9%)	45,67,67	1.54	9 (20%)
26	PEB	li	203	-	43,46,46	1.99	7 (16%)	45,67,67	1.51	6 (13%)
26	PEB	du	203	-	43,46,46	1.70	4 (9%)	45,67,67	1.54	9 (20%)
28	PUB	bZ	306	-	42,46,46	2.28	9 (21%)	37,67,67	2.61	8 (21%)
26	PEB	P3	202	-	43,46,46	1.99	7 (16%)	45,67,67	1.52	6 (13%)
26	PEB	jI	1002	-	43,46,46	2.00	7 (16%)	45,67,67	1.51	6 (13%)
26	PEB	y2	201	-	43,46,46	1.71	4 (9%)	45,67,67	1.53	9 (20%)
26	PEB	gt	201	-	43,46,46	1.71	4 (9%)	45,67,67	1.54	9 (20%)
26	PEB	q7	201	-	43,46,46	1.72	4 (9%)	45,67,67	1.54	9 (20%)
26	PEB	n5	202	-	43,46,46	1.98	7 (16%)	45,67,67	1.52	6 (13%)
28	PUB	a3	1005	12	42,46,46	2.28	9 (21%)	37,67,67	2.62	8 (21%)
28	PUB	bT	202	-	42,46,46	2.29	9 (21%)	37,67,67	2.62	9 (24%)
26	PEB	s6	202	-	43,46,46	1.71	4 (9%)	45,67,67	1.54	9 (20%)
28	PUB	X2	203	-	42,46,46	2.28	9 (21%)	37,67,67	2.61	9 (24%)
26	PEB	dM	1001	-	43,46,46	1.71	4 (9%)	45,67,67	1.54	9 (20%)
28	PUB	iE	1003	-	42,46,46	2.28	9 (21%)	37,67,67	2.62	9 (24%)
26	PEB	j9	202	-	43,46,46	1.71	4 (9%)	45,67,67	1.54	9 (20%)
27	CYC	z1	201	-	42,46,46	3.44	18 (42%)	50,67,67	3.40	25 (50%)
26	PEB	eR	201	-	43,46,46	1.71	4 (9%)	45,67,67	1.54	9 (20%)
26	PEB	M5	201	-	43,46,46	1.71	4 (9%)	45,67,67	1.54	9 (20%)
26	PEB	bY	1002	-	43,46,46	1.64	4 (9%)	45,67,67	1.17	3 (6%)

Mol	Type	Chain	Res	Link	Bond lengths			Bond angles		
					Counts	RMSZ	$\#\|Z\|>2$	Counts	RMSZ	$\#\|Z\|>2$
26	PEB	N2	201	-	43,46,46	1.64	4 (9%)	45,67,67	1.17	3 (6%)
26	PEB	u5	202	-	43,46,46	1.65	4 (9%)	45,67,67	1.17	3 (6%)
26	PEB	e8	302	-	43,46,46	1.71	4 (9%)	45,67,67	1.54	9 (20%)
28	PUB	v4	203	-	42,46,46	2.28	9 (21%)	37,67,67	2.61	9 (24%)
28	PUB	aJ	203	-	42,46,46	2.28	9 (21%)	37,67,67	2.63	9 (24%)
26	PEB	X6	201	-	43,46,46	1.70	4 (9%)	45,67,67	1.54	9 (20%)
26	PEB	aN	204	-	43,46,46	1.71	4 (9%)	45,67,67	1.54	9 (20%)
26	PEB	cR	202	-	43,46,46	1.72	4 (9%)	45,67,67	1.54	9 (20%)
28	PUB	eZ	403	-	42,46,46	2.29	10 (23%)	37,67,67	2.61	9 (24%)
26	PEB	U8	1001	-	43,46,46	1.72	4 (9%)	45,67,67	1.54	9 (20%)
26	PEB	cx	202	-	43,46,46	1.66	4 (9%)	45,67,67	1.17	4 (8%)
26	PEB	ey	1003	-	43,46,46	1.71	4 (9%)	45,67,67	1.54	9 (20%)
29	PVN	ey	1004	-	43,46,46	1.99	9 (20%)	49,67,67	3.04	15 (30%)
28	PUB	cH	202	-	42,46,46	2.28	9 (21%)	37,67,67	2.62	9 (24%)
26	PEB	eE	202	-	43,46,46	1.72	4 (9%)	45,67,67	1.54	9 (20%)
26	PEB	a3	1003	-	43,46,46	1.71	4 (9%)	45,67,67	1.54	9 (20%)
26	PEB	K3	201	-	43,46,46	1.72	4 (9%)	45,67,67	1.54	9 (20%)
26	PEB	l2	201	-	43,46,46	1.70	4 (9%)	45,67,67	1.54	9 (20%)
26	PEB	eS	202	-	43,46,46	1.70	4 (9%)	45,67,67	1.55	9 (20%)
28	PUB	di	203	-	42,46,46	2.28	9 (21%)	37,67,67	2.62	9 (24%)
26	PEB	P2	201	-	43,46,46	1.70	4 (9%)	45,67,67	1.54	9 (20%)
26	PEB	es	202	-	43,46,46	1.71	4 (9%)	45,67,67	1.54	9 (20%)
26	PEB	fk	201	-	43,46,46	1.71	4 (9%)	45,67,67	1.54	9 (20%)
26	PEB	R4	201	-	43,46,46	1.71	4 (9%)	45,67,67	1.54	9 (20%)
28	PUB	eL	203	-	42,46,46	2.28	9 (21%)	37,67,67	2.61	9 (24%)
26	PEB	cD	201	-	43,46,46	1.71	4 (9%)	45,67,67	1.54	9 (20%)
26	PEB	aq	202	-	43,46,46	1.64	4 (9%)	45,67,67	1.16	3 (6%)
26	PEB	cU	202	-	43,46,46	1.71	4 (9%)	45,67,67	1.54	9 (20%)
26	PEB	v8	201	-	43,46,46	1.70	4 (9%)	45,67,67	1.54	9 (20%)
28	PUB	ar	203	-	42,46,46	2.27	9 (21%)	37,67,67	2.61	8 (21%)
26	PEB	K2	202	10	43,46,46	1.71	4 (9%)	45,67,67	1.53	9 (20%)
26	PEB	K3	202	-	43,46,46	1.66	4 (9%)	45,67,67	1.16	3 (6%)
26	PEB	b9	402	-	43,46,46	1.71	4 (9%)	45,67,67	1.53	9 (20%)
26	PEB	J4	202	-	43,46,46	1.72	4 (9%)	45,67,67	1.54	9 (20%)
26	PEB	H7	201	-	43,46,46	1.72	4 (9%)	45,67,67	1.54	9 (20%)

Mol	Type	Chain	Res	Link	Bond lengths			Bond angles		
					Counts	RMSZ	$\#\|Z\|>2$	Counts	RMSZ	$\#\|Z\|>2$
26	PEB	bf	201	-	43,46,46	1.71	4 (9%)	45,67,67	1.54	9 (20%)
26	PEB	dc	202	-	43,46,46	1.64	4 (9%)	45,67,67	1.17	4 (8%)
26	PEB	gq	202	-	43,46,46	1.64	4 (9%)	45,67,67	1.17	3 (6%)
26	PEB	dw	403	-	43,46,46	1.71	4 (9%)	45,67,67	1.54	9 (20%)
26	PEB	I2	202	10	43,46,46	1.71	4 (9%)	45,67,67	1.54	9 (20%)
26	PEB	n4	202	-	43,46,46	1.99	7 (16%)	45,67,67	1.51	6 (13%)
26	PEB	h5	201	-	43,46,46	1.71	4 (9%)	45,67,67	1.53	9 (20%)
29	PVN	gy	304	-	43,46,46	2.38	15 (34%)	49,67,67	2.08	13 (26%)
26	PEB	v2	201	-	43,46,46	1.72	4 (9%)	45,67,67	1.54	9 (20%)
26	PEB	W3	201	-	43,46,46	1.71	4 (9%)	45,67,67	1.54	9 (20%)
26	PEB	hR	202	-	43,46,46	2.00	7 (16%)	45,67,67	1.51	6 (13%)
26	PEB	gn	201	-	43,46,46	1.71	4 (9%)	45,67,67	1.54	9 (20%)
28	PUB	H9	203	-	42,46,46	2.28	9 (21%)	37,67,67	2.62	8 (21%)
28	PUB	A8	203	-	42,46,46	2.28	9 (21%)	37,67,67	2.61	9 (24%)
26	PEB	N8	202	-	43,46,46	1.71	4 (9%)	45,67,67	1.54	9 (20%)
26	PEB	lu	202	-	43,46,46	1.64	4 (9%)	45,67,67	1.17	3 (6%)
26	PEB	bs	1001	-	43,46,46	1.71	4 (9%)	45,67,67	1.54	9 (20%)
28	PUB	h3	202	11	42,46,46	2.29	9 (21%)	37,67,67	2.62	9 (24%)
26	PEB	Q3	201	-	43,46,46	1.71	4 (9%)	45,67,67	1.53	9 (20%)
26	PEB	R7	202	-	43,46,46	1.98	7 (16%)	45,67,67	1.51	6 (13%)
26	PEB	u7	202	-	43,46,46	1.64	4 (9%)	45,67,67	1.16	3 (6%)
26	PEB	iE	1001	-	43,46,46	1.71	4 (9%)	45,67,67	1.54	9 (20%)
26	PEB	ee	202	-	43,46,46	1.98	7 (16%)	45,67,67	1.51	6 (13%)
26	PEB	bG	202	-	43,46,46	1.65	4 (9%)	45,67,67	1.16	4 (8%)
26	PEB	bt	201	-	43,46,46	1.70	4 (9%)	45,67,67	1.53	9 (20%)
26	PEB	cp	202	-	43,46,46	2.00	7 (16%)	45,67,67	1.52	6 (13%)
26	PEB	hB	201	-	43,46,46	1.71	4 (9%)	45,67,67	1.54	9 (20%)
26	PEB	y6	201	-	43,46,46	1.71	4 (9%)	45,67,67	1.54	9 (20%)
26	PEB	du	202	-	43,46,46	1.71	4 (9%)	45,67,67	1.54	9 (20%)
26	PEB	H8	202	-	43,46,46	1.70	4 (9%)	45,67,67	1.54	9 (20%)
26	PEB	dm	201	-	43,46,46	1.72	4 (9%)	45,67,67	1.54	9 (20%)
28	PUB	dR	203	-	42,46,46	2.28	9 (21%)	37,67,67	2.61	9 (24%)
28	PUB	eg	203	-	42,46,46	2.27	9 (21%)	37,67,67	2.61	8 (21%)
28	PUB	dF	203	-	42,46,46	2.29	9 (21%)	37,67,67	2.62	9 (24%)
26	PEB	bG	201	-	43,46,46	1.71	4 (9%)	45,67,67	1.54	9 (20%)

Mol	Type	Chain	Res	Link	Bond lengths			Bond angles		
					Counts	RMSZ	$\#\|Z\|>2$	Counts	RMSZ	$\#\|Z\|>2$
26	PEB	j5	201	-	43,46,46	1.71	4 (9%)	45,67,67	1.54	9 (20%)
26	PEB	bO	201	-	43,46,46	1.71	4 (9%)	45,67,67	1.53	9 (20%)
28	PUB	H2	202	11	42,46,46	2.28	9 (21%)	37,67,67	2.61	8 (21%)
26	PEB	A7	201	-	43,46,46	1.63	4 (9%)	45,67,67	1.16	3 (6%)
26	PEB	D2	301	-	43,46,46	1.71	4 (9%)	45,67,67	1.54	9 (20%)
26	PEB	bq	202	-	43,46,46	1.71	4 (9%)	45,67,67	1.54	9 (20%)
26	PEB	lh	201	11	43,46,46	1.64	4 (9%)	45,67,67	1.16	4 (8%)
28	PUB	c9	304	14	42,46,46	2.28	9 (21%)	37,67,67	2.61	9 (24%)
28	PUB	r9	203	-	42,46,46	2.28	9 (21%)	37,67,67	2.62	8 (21%)
28	PUB	ey	1005	-	42,46,46	2.28	9 (21%)	37,67,67	2.62	9 (24%)
26	PEB	t3	201	-	43,46,46	1.72	4 (9%)	45,67,67	1.53	9 (20%)
26	PEB	E6	201	-	43,46,46	1.72	4 (9%)	45,67,67	1.54	9 (20%)
26	PEB	aT	201	-	43,46,46	1.71	4 (9%)	45,67,67	1.54	9 (20%)
28	PUB	b8	1006	-	42,46,46	2.27	9 (21%)	37,67,67	2.61	9 (24%)
26	PEB	N9	201	-	43,46,46	1.71	4 (9%)	45,67,67	1.54	9 (20%)
26	PEB	w3	201	-	43,46,46	1.72	4 (9%)	45,67,67	1.53	9 (20%)
26	PEB	cq	201	-	43,46,46	1.72	4 (9%)	45,67,67	1.55	9 (20%)
26	PEB	E4	201	-	43,46,46	1.72	4 (9%)	45,67,67	1.54	9 (20%)
26	PEB	R6	201	-	43,46,46	1.70	4 (9%)	45,67,67	1.54	9 (20%)
28	PUB	kX	1003	-	42,46,46	2.28	9 (21%)	37,67,67	2.61	9 (24%)
26	PEB	x9	201	-	43,46,46	1.71	4 (9%)	45,67,67	1.53	9 (20%)
26	PEB	eR	202	-	43,46,46	1.70	4 (9%)	45,67,67	1.54	9 (20%)
28	PUB	f2	203	-	42,46,46	2.29	9 (21%)	37,67,67	2.61	9 (24%)
26	PEB	cb	202	-	43,46,46	2.00	7 (16%)	45,67,67	1.52	6 (13%)
26	PEB	dF	202	-	43,46,46	1.71	4 (9%)	45,67,67	1.54	9 (20%)
26	PEB	t7	201	11	43,46,46	1.71	4 (9%)	45,67,67	1.54	9 (20%)
26	PEB	w9	201	-	43,46,46	1.71	4 (9%)	45,67,67	1.54	9 (20%)
26	PEB	dk	1002	-	43,46,46	1.72	4 (9%)	45,67,67	1.54	9 (20%)
26	PEB	c8	301	-	43,46,46	1.64	4 (9%)	45,67,67	1.16	3 (6%)
26	PEB	t2	201	-	43,46,46	1.72	4 (9%)	45,67,67	1.54	9 (20%)
27	CYC	f1	201	-	42,46,46	3.39	15 (35%)	50,67,67	3.14	25 (50%)
26	PEB	bE	202	10	43,46,46	1.64	4 (9%)	45,67,67	1.16	3 (6%)
26	PEB	O5	201	-	43,46,46	1.71	4 (9%)	45,67,67	1.54	9 (20%)
26	PEB	L9	202	-	43,46,46	2.00	7 (16%)	45,67,67	1.51	6 (13%)
26	PEB	U3	202	-	43,46,46	1.64	4 (9%)	45,67,67	1.16	4 (8%)

Mol	Type	Chain	Res	Link	Bond lengths			Bond angles		
					Counts	RMSZ	$\#\|Z\|>2$	Counts	RMSZ	$\#\|Z\|>2$
28	PUB	cs	203	-	42,46,46	2.28	9 (21%)	37,67,67	2.61	9 (24%)
26	PEB	Q7	201	-	43,46,46	1.71	4 (9%)	45,67,67	1.54	9 (20%)
26	PEB	e2	202	-	43,46,46	1.70	4 (9%)	45,67,67	1.54	9 (20%)
26	PEB	aA	202	-	43,46,46	1.71	4 (9%)	45,67,67	1.53	9 (20%)
26	PEB	C8	201	-	43,46,46	1.72	4 (9%)	45,67,67	1.54	9 (20%)
26	PEB	lw	202	-	43,46,46	1.65	4 (9%)	45,67,67	1.17	4 (8%)
26	PEB	Y4	202	-	43,46,46	1.71	4 (9%)	45,67,67	1.54	9 (20%)
26	PEB	e5	201	-	43,46,46	1.71	4 (9%)	45,67,67	1.54	9 (20%)
26	PEB	W7	202	-	43,46,46	1.65	4 (9%)	45,67,67	1.17	3 (6%)
26	PEB	X2	201	-	43,46,46	1.71	4 (9%)	45,67,67	1.54	9 (20%)
26	PEB	G3	202	-	43,46,46	1.65	4 (9%)	45,67,67	1.16	4 (8%)
26	PEB	c8	302	-	43,46,46	1.71	4 (9%)	45,67,67	1.54	9 (20%)
26	PEB	X4	201	-	43,46,46	1.71	4 (9%)	45,67,67	1.54	9 (20%)
26	PEB	P9	201	-	43,46,46	1.71	4 (9%)	45,67,67	1.54	9 (20%)
26	PEB	G9	202	-	43,46,46	1.64	4 (9%)	45,67,67	1.16	3 (6%)
29	PVN	Y9	303	-	43,46,46	1.93	8 (18%)	49,67,67	2.84	18 (36%)
26	PEB	eU	201	-	43,46,46	1.73	4 (9%)	45,67,67	1.54	9 (20%)
26	PEB	Z9	1002	-	43,46,46	1.64	4 (9%)	45,67,67	1.16	3 (6%)
26	PEB	g4	201	-	43,46,46	1.71	4 (9%)	45,67,67	1.54	9 (20%)
26	PEB	w6	1002	-	43,46,46	1.72	4 (9%)	45,67,67	1.54	9 (20%)
26	PEB	f6	202	-	43,46,46	1.64	4 (9%)	45,67,67	1.16	3 (6%)
28	PUB	N6	203	-	42,46,46	2.28	9 (21%)	37,67,67	2.61	9 (24%)
26	PEB	z3	202	-	43,46,46	2.00	7 (16%)	45,67,67	1.52	6 (13%)
26	PEB	N6	201	-	43,46,46	1.71	4 (9%)	45,67,67	1.54	9 (20%)
28	PUB	T8	305	-	42,46,46	2.27	9 (21%)	37,67,67	2.61	8 (21%)
27	CYC	R1	1001	-	42,46,46	3.40	14 (33%)	50,67,67	3.13	25 (50%)
28	PUB	B4	203	11	42,46,46	2.28	9 (21%)	37,67,67	2.62	9 (24%)
28	PUB	c9	305	-	42,46,46	2.28	9 (21%)	37,67,67	2.61	9 (24%)
29	PVN	A2	1004	-	43,46,46	2.02	8 (18%)	49,67,67	2.57	18 (36%)
26	PEB	lu	201	-	43,46,46	1.71	4 (9%)	45,67,67	1.54	9 (20%)
26	PEB	w7	1001	-	43,46,46	1.71	4 (9%)	45,67,67	1.54	9 (20%)
26	PEB	ey	1002	-	43,46,46	1.71	4 (9%)	45,67,67	1.54	9 (20%)
28	PUB	s7	203	-	42,46,46	2.28	9 (21%)	37,67,67	2.62	9 (24%)
26	PEB	dJ	202	-	43,46,46	1.65	4 (9%)	45,67,67	1.17	4 (8%)
26	PEB	eC	202	-	43,46,46	1.71	4 (9%)	45,67,67	1.54	9 (20%)

Mol	Type	Chain	Res	Link	Bond lengths			Bond angles		
					Counts	RMSZ	$\#\|Z\|>2$	Counts	RMSZ	$\#\|Z\|>2$
28	PUB	z9	203	-	42,46,46	2.29	9 (21%)	37,67,67	2.61	9 (24%)
27	CYC	n1	201	5	42,46,46	3.39	14 (33%)	50,67,67	3.13	25 (50%)
26	PEB	k3	202	10	43,46,46	1.64	4 (9%)	45,67,67	1.17	4 (8%)
26	PEB	I4	202	-	43,46,46	1.71	4 (9%)	45,67,67	1.54	9 (20%)
27	CYC	l1	201	5	42,46,46	3.40	14 (33%)	50,67,67	3.13	25 (50%)
26	PEB	cJ	201	-	43,46,46	1.72	4 (9%)	45,67,67	1.54	9 (20%)
26	PEB	eD	202	-	43,46,46	1.71	4 (9%)	45,67,67	1.54	9 (20%)
28	PUB	Y5	1006	-	42,46,46	2.28	9 (21%)	37,67,67	2.61	9 (24%)
26	PEB	dX	202	-	43,46,46	1.72	4 (9%)	45,67,67	1.54	9 (20%)
26	PEB	lp	201	-	43,46,46	1.71	4 (9%)	45,67,67	1.54	9 (20%)
28	PUB	d7	203	11	42,46,46	2.27	9 (21%)	37,67,67	2.62	9 (24%)
26	PEB	y6	202	-	43,46,46	1.71	4 (9%)	45,67,67	1.54	9 (20%)
26	PEB	p6	202	-	43,46,46	1.65	4 (9%)	45,67,67	1.16	3 (6%)
26	PEB	dx	403	-	43,46,46	1.71	4 (9%)	45,67,67	1.54	9 (20%)
28	PUB	hV	203	-	42,46,46	2.29	9 (21%)	37,67,67	2.62	8 (21%)
26	PEB	F5	201	-	43,46,46	1.71	4 (9%)	45,67,67	1.54	9 (20%)
26	PEB	iA	1001	-	43,46,46	1.70	4 (9%)	45,67,67	1.53	9 (20%)
26	PEB	ax	201	-	43,46,46	2.00	7 (16%)	45,67,67	1.51	6 (13%)
26	PEB	x7	201	-	43,46,46	1.71	4 (9%)	45,67,67	1.54	9 (20%)
26	PEB	cH	201	-	43,46,46	1.99	7 (16%)	45,67,67	1.51	6 (13%)
28	PUB	av	203	11	42,46,46	2.29	9 (21%)	37,67,67	2.61	9 (24%)
26	PEB	H6	202	-	43,46,46	1.71	4 (9%)	45,67,67	1.54	9 (20%)
26	PEB	fg	201	-	43,46,46	1.99	7 (16%)	45,67,67	1.51	6 (13%)
26	PEB	lm	1002	-	43,46,46	1.65	4 (9%)	45,67,67	1.16	3 (6%)
26	PEB	ef	202	-	43,46,46	1.64	4 (9%)	45,67,67	1.17	2 (4%)
26	PEB	iE	1002	-	43,46,46	1.99	7 (16%)	45,67,67	1.51	6 (13%)
26	PEB	lo	201	10	43,46,46	1.65	4 (9%)	45,67,67	1.16	3 (6%)
28	PUB	R2	203	11	42,46,46	2.28	9 (21%)	37,67,67	2.62	9 (24%)
26	PEB	I7	201	-	43,46,46	1.71	4 (9%)	45,67,67	1.54	9 (20%)
26	PEB	at	201	-	43,46,46	1.71	4 (9%)	45,67,67	1.54	9 (20%)
28	PUB	gz	305	-	42,46,46	2.28	9 (21%)	37,67,67	2.62	8 (21%)
26	PEB	jJ	1001	-	43,46,46	1.72	4 (9%)	45,67,67	1.54	9 (20%)
26	PEB	u8	202	-	43,46,46	1.64	4 (9%)	45,67,67	1.16	3 (6%)
26	PEB	u9	201	-	43,46,46	1.71	4 (9%)	45,67,67	1.54	9 (20%)
26	PEB	E9	201	-	43,46,46	1.70	4 (9%)	45,67,67	1.54	9 (20%)

Mol	Type	Chain	Res	Link	Bond lengths			Bond angles		
					Counts	RMSZ	$\#\|Z\|>2$	Counts	RMSZ	$\#\|Z\|>2$
26	PEB	aF	204	-	43,46,46	1.71	4 (9%)	45,67,67	1.54	9 (20%)
27	CYC	K1	201	-	42,46,46	3.39	14 (33%)	50,67,67	3.14	25 (50%)
26	PEB	hT	201	-	43,46,46	1.72	4 (9%)	45,67,67	1.54	9 (20%)
28	PUB	h8	203	-	42,46,46	2.28	9 (21%)	37,67,67	2.61	9 (24%)
28	PUB	cp	203	-	42,46,46	2.27	9 (21%)	37,67,67	2.61	9 (24%)
26	PEB	Z2	201	-	43,46,46	1.71	4 (9%)	45,67,67	1.54	9 (20%)
26	PEB	eT	201	-	43,46,46	1.70	4 (9%)	45,67,67	1.55	9 (20%)
26	PEB	N9	202	-	43,46,46	1.99	7 (16%)	45,67,67	1.51	6 (13%)
27	CYC	X1	201	-	42,46,46	3.40	14 (33%)	50,67,67	3.14	25 (50%)
27	CYC	r1	201	-	42,46,46	3.43	18 (42%)	50,67,67	3.40	25 (50%)
26	PEB	gl	201	-	43,46,46	1.71	4 (9%)	45,67,67	1.54	9 (20%)
28	PUB	t7	203	-	42,46,46	2.27	9 (21%)	37,67,67	2.61	9 (24%)
26	PEB	n2	201	-	43,46,46	1.71	4 (9%)	45,67,67	1.54	9 (20%)
28	PUB	n8	202	-	42,46,46	2.27	9 (21%)	37,67,67	2.61	9 (24%)
28	PUB	N5	203	-	42,46,46	2.28	9 (21%)	37,67,67	2.62	9 (24%)
26	PEB	I8	202	-	43,46,46	1.70	4 (9%)	45,67,67	1.54	9 (20%)
26	PEB	ll	202	-	43,46,46	1.98	7 (16%)	45,67,67	1.51	6 (13%)
26	PEB	fh	1002	-	43,46,46	1.65	4 (9%)	45,67,67	1.16	4 (8%)
26	PEB	bj	202	-	43,46,46	1.71	4 (9%)	45,67,67	1.54	9 (20%)
26	PEB	cf	201	-	43,46,46	1.98	7 (16%)	45,67,67	1.51	6 (13%)
26	PEB	E3	201	-	43,46,46	1.71	4 (9%)	45,67,67	1.54	9 (20%)
28	PUB	kQ	1003	-	42,46,46	2.28	9 (21%)	37,67,67	2.62	9 (24%)
26	PEB	j7	202	-	43,46,46	1.65	4 (9%)	45,67,67	1.17	3 (6%)
26	PEB	ao	201	-	43,46,46	1.71	4 (9%)	45,67,67	1.54	9 (20%)
26	PEB	l7	202	-	43,46,46	2.00	7 (16%)	45,67,67	1.51	6 (13%)
26	PEB	bC	202	-	43,46,46	1.65	4 (9%)	45,67,67	1.16	3 (6%)
26	PEB	e6	201	-	43,46,46	1.72	4 (9%)	45,67,67	1.54	9 (20%)
26	PEB	m8	201	-	43,46,46	1.72	4 (9%)	45,67,67	1.54	9 (20%)
28	PUB	hP	203	-	42,46,46	2.28	9 (21%)	37,67,67	2.62	9 (24%)
26	PEB	bj	201	-	43,46,46	1.72	4 (9%)	45,67,67	1.54	9 (20%)
26	PEB	by	1002	10	43,46,46	1.70	4 (9%)	45,67,67	1.54	9 (20%)
26	PEB	fr	202	-	43,46,46	1.64	4 (9%)	45,67,67	1.17	4 (8%)
26	PEB	Y5	1003	-	43,46,46	1.71	4 (9%)	45,67,67	1.55	9 (20%)
28	PUB	t5	203	-	42,46,46	2.29	9 (21%)	37,67,67	2.62	8 (21%)
28	PUB	fu	202	-	42,46,46	2.27	9 (21%)	37,67,67	2.61	8 (21%)

Mol	Type	Chain	Res	Link	Bond lengths			Bond angles		
					Counts	RMSZ	$\#\|Z\|>2$	Counts	RMSZ	$\#\|Z\|>2$
26	PEB	aJ	202	-	43,46,46	1.71	4 (9%)	45,67,67	1.54	9 (20%)
26	PEB	n4	201	-	43,46,46	1.71	4 (9%)	45,67,67	1.54	9 (20%)
28	PUB	a3	1006	-	42,46,46	2.28	9 (21%)	37,67,67	2.60	8 (21%)
26	PEB	n7	202	-	43,46,46	2.00	7 (16%)	45,67,67	1.51	6 (13%)
26	PEB	dz	402	-	43,46,46	1.72	4 (9%)	45,67,67	1.54	9 (20%)
26	PEB	aS	202	10	43,46,46	1.71	4 (9%)	45,67,67	1.54	9 (20%)
26	PEB	Q5	202	-	43,46,46	1.65	4 (9%)	45,67,67	1.16	3 (6%)
26	PEB	r8	201	-	43,46,46	1.71	4 (9%)	45,67,67	1.54	9 (20%)
26	PEB	w4	201	-	43,46,46	1.70	4 (9%)	45,67,67	1.54	9 (20%)
28	PUB	B7	202	-	42,46,46	2.29	9 (21%)	37,67,67	2.61	9 (24%)
28	PUB	ly	406	-	42,46,46	2.28	9 (21%)	37,67,67	2.62	9 (24%)
29	PVN	e8	303	-	43,46,46	1.96	9 (20%)	49,67,67	2.45	10 (20%)
26	PEB	s4	202	-	43,46,46	1.64	4 (9%)	45,67,67	1.16	4 (8%)
26	PEB	ed	201	-	43,46,46	1.71	4 (9%)	45,67,67	1.54	9 (20%)
26	PEB	n3	202	-	43,46,46	1.99	7 (16%)	45,67,67	1.51	6 (13%)
26	PEB	ea	201	-	43,46,46	1.72	4 (9%)	45,67,67	1.54	9 (20%)
26	PEB	bd	202	-	43,46,46	1.71	4 (9%)	45,67,67	1.54	9 (20%)
26	PEB	df	202	-	43,46,46	2.00	7 (16%)	45,67,67	1.51	6 (13%)
28	PUB	cJ	203	-	42,46,46	2.28	9 (21%)	37,67,67	2.61	9 (24%)
27	CYC	b1	1001	-	42,46,46	3.39	15 (35%)	50,67,67	3.14	25 (50%)
26	PEB	v4	202	-	43,46,46	1.99	7 (16%)	45,67,67	1.51	6 (13%)
26	PEB	A9	202	-	43,46,46	1.65	4 (9%)	45,67,67	1.16	3 (6%)
26	PEB	l5	201	-	43,46,46	1.71	4 (9%)	45,67,67	1.54	9 (20%)
26	PEB	cM	202	-	43,46,46	1.71	4 (9%)	45,67,67	1.54	9 (20%)
26	PEB	A6	1001	10	43,46,46	1.70	4 (9%)	45,67,67	1.54	9 (20%)
26	PEB	cr	202	-	43,46,46	2.00	7 (16%)	45,67,67	1.52	6 (13%)
28	PUB	cL	203	-	42,46,46	2.29	9 (21%)	37,67,67	2.61	9 (24%)
28	PUB	ld	203	-	42,46,46	2.28	9 (21%)	37,67,67	2.61	9 (24%)
26	PEB	dO	201	-	43,46,46	1.71	4 (9%)	45,67,67	1.54	9 (20%)
26	PEB	ln	201	-	43,46,46	1.71	4 (9%)	45,67,67	1.54	9 (20%)
28	PUB	b9	406	12	42,46,46	2.28	9 (21%)	37,67,67	2.61	8 (21%)
26	PEB	i2	202	-	43,46,46	1.71	4 (9%)	45,67,67	1.54	9 (20%)
28	PUB	dw	406	-	42,46,46	2.28	9 (21%)	37,67,67	2.61	8 (21%)
26	PEB	dC	201	-	43,46,46	1.71	4 (9%)	45,67,67	1.54	9 (20%)
26	PEB	j3	201	-	43,46,46	1.98	7 (16%)	45,67,67	1.52	6 (13%)

Mol	Type	Chain	Res	Link	Bond lengths			Bond angles		
					Counts	RMSZ	$\#\|Z\|>2$	Counts	RMSZ	$\#\|Z\|>2$
26	PEB	eV	201	-	43,46,46	1.71	4 (9%)	45,67,67	1.54	9 (20%)
26	PEB	f5	201	-	43,46,46	1.64	4 (9%)	45,67,67	1.16	3 (6%)
26	PEB	Q4	202	-	43,46,46	1.71	4 (9%)	45,67,67	1.54	9 (20%)
26	PEB	Y6	202	10	43,46,46	1.71	4 (9%)	45,67,67	1.54	9 (20%)
26	PEB	Z5	302	-	43,46,46	1.65	4 (9%)	45,67,67	1.17	4 (8%)
26	PEB	cw	202	-	43,46,46	1.64	4 (9%)	45,67,67	1.16	4 (8%)
26	PEB	kU	1002	-	43,46,46	2.00	7 (16%)	45,67,67	1.52	6 (13%)
26	PEB	cy	1002	-	43,46,46	1.64	4 (9%)	45,67,67	1.16	3 (6%)
26	PEB	hK	201	-	43,46,46	1.72	4 (9%)	45,67,67	1.54	9 (20%)
28	PUB	F4	203	-	42,46,46	2.28	9 (21%)	37,67,67	2.62	9 (24%)
28	PUB	F5	203	-	42,46,46	2.28	9 (21%)	37,67,67	2.61	8 (21%)
28	PUB	bp	202	-	42,46,46	2.29	9 (21%)	37,67,67	2.61	9 (24%)
28	PUB	V2	203	-	42,46,46	2.28	9 (21%)	37,67,67	2.62	9 (24%)
28	PUB	dr	203	-	42,46,46	2.28	9 (21%)	37,67,67	2.61	9 (24%)
26	PEB	aI	202	10	43,46,46	1.71	4 (9%)	45,67,67	1.54	9 (20%)
26	PEB	aC	202	-	43,46,46	1.72	4 (9%)	45,67,67	1.54	9 (20%)
26	PEB	bE	201	-	43,46,46	1.69	4 (9%)	45,67,67	1.54	9 (20%)
26	PEB	jL	1002	-	43,46,46	1.99	7 (16%)	45,67,67	1.51	6 (13%)
26	PEB	V3	201	-	43,46,46	1.70	4 (9%)	45,67,67	1.54	9 (20%)
26	PEB	dQ	201	-	43,46,46	1.71	4 (9%)	45,67,67	1.54	9 (20%)
26	PEB	dw	401	-	43,46,46	1.72	4 (9%)	45,67,67	1.54	9 (20%)
28	PUB	Q8	203	-	42,46,46	2.28	9 (21%)	37,67,67	2.61	9 (24%)
26	PEB	Q8	201	-	43,46,46	1.72	4 (9%)	45,67,67	1.54	9 (20%)
26	PEB	A8	202	-	43,46,46	1.71	4 (9%)	45,67,67	1.54	9 (20%)
28	PUB	T7	203	-	42,46,46	2.28	9 (21%)	37,67,67	2.62	9 (24%)
26	PEB	o6	201	-	43,46,46	1.71	4 (9%)	45,67,67	1.54	9 (20%)
26	PEB	dq	201	-	43,46,46	1.72	4 (9%)	45,67,67	1.53	9 (20%)
28	PUB	N2	203	-	42,46,46	2.28	9 (21%)	37,67,67	2.61	9 (24%)
28	PUB	p5	202	-	42,46,46	2.28	9 (21%)	37,67,67	2.61	8 (21%)
26	PEB	bt	202	-	43,46,46	1.70	4 (9%)	45,67,67	1.54	9 (20%)
26	PEB	q7	202	-	43,46,46	1.65	4 (9%)	45,67,67	1.16	3 (6%)
28	PUB	F7	202	11	42,46,46	2.29	9 (21%)	37,67,67	2.62	10 (27%)
26	PEB	W8	202	-	43,46,46	1.71	4 (9%)	45,67,67	1.53	9 (20%)
28	PUB	bZ	305	-	42,46,46	2.30	10 (23%)	37,67,67	2.62	9 (24%)
26	PEB	A4	202	-	43,46,46	1.65	4 (9%)	45,67,67	1.17	3 (6%)

Mol	Type	Chain	Res	Link	Bond lengths			Bond angles		
					Counts	RMSZ	$\#\|Z\|>2$	Counts	RMSZ	$\#\|Z\|>2$
26	PEB	cY	202	11	43,46,46	2.00	7 (16%)	45,67,67	1.51	6 (13%)
26	PEB	s9	201	-	43,46,46	1.70	4 (9%)	45,67,67	1.54	9 (20%)
27	CYC	L1	201	5	42,46,46	3.40	14 (33%)	50,67,67	3.14	25 (50%)
26	PEB	bX	402	-	43,46,46	1.71	4 (9%)	45,67,67	1.54	9 (20%)
28	PUB	eB	204	-	42,46,46	2.27	9 (21%)	37,67,67	2.61	9 (24%)
26	PEB	au	201	-	43,46,46	1.70	4 (9%)	45,67,67	1.54	9 (20%)
26	PEB	kQ	1002	-	43,46,46	1.99	7 (16%)	45,67,67	1.51	6 (13%)
26	PEB	R9	202	11	43,46,46	1.99	7 (16%)	45,67,67	1.51	6 (13%)
26	PEB	lg	201	-	43,46,46	1.65	4 (9%)	45,67,67	1.16	3 (6%)
28	PUB	bP	203	-	42,46,46	2.27	9 (21%)	37,67,67	2.61	9 (24%)
28	PUB	en	203	11	42,46,46	2.29	9 (21%)	37,67,67	2.61	9 (24%)
26	PEB	j4	202	-	43,46,46	2.00	7 (16%)	45,67,67	1.51	6 (13%)
26	PEB	bO	202	-	43,46,46	1.65	4 (9%)	45,67,67	1.16	3 (6%)
27	CYC	v1	201	-	42,46,46	3.44	18 (42%)	50,67,67	3.39	25 (50%)
26	PEB	K4	201	-	43,46,46	1.71	4 (9%)	45,67,67	1.54	9 (20%)
26	PEB	fr	201	-	43,46,46	1.71	4 (9%)	45,67,67	1.55	9 (20%)
26	PEB	b5	1001	-	43,46,46	1.71	4 (9%)	45,67,67	1.54	9 (20%)
26	PEB	D2	302	-	43,46,46	1.70	4 (9%)	45,67,67	1.54	9 (20%)
26	PEB	z8	201	-	43,46,46	1.71	4 (9%)	45,67,67	1.53	9 (20%)
26	PEB	R9	201	-	43,46,46	1.71	4 (9%)	45,67,67	1.54	9 (20%)
26	PEB	r9	202	-	43,46,46	1.71	4 (9%)	45,67,67	1.54	9 (20%)
26	PEB	d4	201	-	43,46,46	1.71	4 (9%)	45,67,67	1.54	9 (20%)
26	PEB	m6	202	-	43,46,46	1.71	4 (9%)	45,67,67	1.54	9 (20%)
28	PUB	dx	407	-	42,46,46	2.28	9 (21%)	37,67,67	2.61	9 (24%)
26	PEB	v6	201	-	43,46,46	1.70	4 (9%)	45,67,67	1.54	9 (20%)
26	PEB	dk	1001	-	43,46,46	1.71	4 (9%)	45,67,67	1.54	9 (20%)
26	PEB	Z4	202	-	43,46,46	1.72	4 (9%)	45,67,67	1.54	9 (20%)
27	CYC	G1	1001	-	42,46,46	3.40	14 (33%)	50,67,67	3.13	25 (50%)
26	PEB	bR	201	-	43,46,46	1.71	4 (9%)	45,67,67	1.54	9 (20%)
26	PEB	eU	202	-	43,46,46	1.71	4 (9%)	45,67,67	1.54	9 (20%)
26	PEB	y4	1002	-	43,46,46	1.71	4 (9%)	45,67,67	1.54	9 (20%)
28	PUB	aH	203	-	42,46,46	2.27	9 (21%)	37,67,67	2.62	9 (24%)
26	PEB	eY	402	-	43,46,46	1.71	4 (9%)	45,67,67	1.54	9 (20%)
26	PEB	fz	301	-	43,46,46	1.64	4 (9%)	45,67,67	1.16	3 (6%)
26	PEB	aM	201	-	43,46,46	1.71	4 (9%)	45,67,67	1.54	9 (20%)

Mol	Type	Chain	Res	Link	Bond lengths			Bond angles		
					Counts	RMSZ	$\#\|Z\|>2$	Counts	RMSZ	$\#\|Z\|>2$
26	PEB	aa	1001	-	43,46,46	1.70	4 (9%)	45,67,67	1.54	9 (20%)
26	PEB	hJ	202	11	43,46,46	1.98	7 (16%)	45,67,67	1.51	6 (13%)
26	PEB	ce	201	-	43,46,46	1.71	4 (9%)	45,67,67	1.54	9 (20%)
26	PEB	gr	201	-	43,46,46	1.98	7 (16%)	45,67,67	1.51	6 (13%)
28	PUB	aR	203	-	42,46,46	2.27	9 (21%)	37,67,67	2.61	9 (24%)
26	PEB	r6	201	-	43,46,46	1.70	4 (9%)	45,67,67	1.54	9 (20%)
26	PEB	aO	201	-	43,46,46	1.71	4 (9%)	45,67,67	1.54	9 (20%)
26	PEB	bp	201	-	43,46,46	1.71	4 (9%)	45,67,67	1.54	9 (20%)
28	PUB	e9	305	-	42,46,46	2.28	9 (21%)	37,67,67	2.61	9 (24%)
26	PEB	aX	401	-	43,46,46	1.71	4 (9%)	45,67,67	1.54	9 (20%)
28	PUB	bJ	203	-	42,46,46	2.29	9 (21%)	37,67,67	2.61	9 (24%)
29	PVN	d9	304	-	43,46,46	1.83	6 (13%)	49,67,67	2.70	10 (20%)
26	PEB	O5	202	-	43,46,46	1.65	4 (9%)	45,67,67	1.16	3 (6%)
26	PEB	S3	203	-	43,46,46	1.71	4 (9%)	45,67,67	1.54	9 (20%)
26	PEB	di	201	-	43,46,46	1.71	4 (9%)	45,67,67	1.54	9 (20%)
26	PEB	gb	1001	-	43,46,46	1.72	4 (9%)	45,67,67	1.54	9 (20%)
26	PEB	gn	202	-	43,46,46	1.99	7 (16%)	45,67,67	1.51	6 (13%)
26	PEB	eL	201	-	43,46,46	1.64	4 (9%)	45,67,67	1.17	3 (6%)
28	PUB	t6	203	-	42,46,46	2.27	9 (21%)	37,67,67	2.61	9 (24%)
26	PEB	I5	201	-	43,46,46	1.70	4 (9%)	45,67,67	1.54	9 (20%)
26	PEB	bl	201	-	43,46,46	1.72	4 (9%)	45,67,67	1.54	9 (20%)
26	PEB	J2	201	-	43,46,46	1.71	4 (9%)	45,67,67	1.54	9 (20%)
29	PVN	ly	404	-	43,46,46	1.88	8 (18%)	49,67,67	2.35	13 (26%)
26	PEB	dA	201	-	43,46,46	1.70	4 (9%)	45,67,67	1.54	9 (20%)
26	PEB	cw	201	-	43,46,46	1.71	4 (9%)	45,67,67	1.54	9 (20%)
29	PVN	c8	303	-	43,46,46	1.92	7 (16%)	49,67,67	2.46	8 (16%)
26	PEB	B5	201	-	43,46,46	1.71	4 (9%)	45,67,67	1.54	9 (20%)
26	PEB	lv	201	-	43,46,46	1.70	4 (9%)	45,67,67	1.54	9 (20%)
26	PEB	Q3	202	-	43,46,46	1.65	4 (9%)	45,67,67	1.16	4 (8%)
28	PUB	p3	203	-	42,46,46	2.28	9 (21%)	37,67,67	2.61	9 (24%)
26	PEB	g7	202	10	43,46,46	1.64	4 (9%)	45,67,67	1.16	3 (6%)
28	PUB	R5	203	-	42,46,46	2.28	9 (21%)	37,67,67	2.61	9 (24%)
28	PUB	H6	203	-	42,46,46	2.28	9 (21%)	37,67,67	2.61	9 (24%)
26	PEB	bU	201	-	43,46,46	1.70	4 (9%)	45,67,67	1.53	9 (20%)
26	PEB	aR	202	-	43,46,46	1.72	4 (9%)	45,67,67	1.53	9 (20%)

Mol	Type	Chain	Res	Link	Bond lengths			Bond angles		
					Counts	RMSZ	$\#\|Z\|>2$	Counts	RMSZ	$\#\|Z\|>2$
27	CYC	Z1	201	-	42,46,46	3.38	14 (33%)	50,67,67	3.13	24 (48%)
28	PUB	bL	203	-	42,46,46	2.28	9 (21%)	37,67,67	2.62	9 (24%)
26	PEB	44	302	-	43,46,46	1.71	4 (9%)	45,67,67	1.53	9 (20%)
26	PEB	L8	201	-	43,46,46	1.71	4 (9%)	45,67,67	1.54	9 (20%)
26	PEB	Y5	1002	-	43,46,46	1.65	4 (9%)	45,67,67	1.16	3 (6%)
26	PEB	ch	201	-	43,46,46	1.71	4 (9%)	45,67,67	1.54	9 (20%)
26	PEB	y2	202	-	43,46,46	1.71	4 (9%)	45,67,67	1.54	9 (20%)
26	PEB	aL	202	-	43,46,46	1.71	4 (9%)	45,67,67	1.54	9 (20%)
26	PEB	34	1007	-	43,46,46	1.70	4 (9%)	45,67,67	1.54	9 (20%)
26	PEB	gj	202	-	43,46,46	1.65	4 (9%)	45,67,67	1.17	3 (6%)
28	PUB	L5	203	-	42,46,46	2.28	9 (21%)	37,67,67	2.61	9 (24%)
28	PUB	fc	203	-	42,46,46	2.29	9 (21%)	37,67,67	2.61	9 (24%)
29	PVN	aZ	303	-	43,46,46	1.94	9 (20%)	49,67,67	3.14	13 (26%)
26	PEB	G5	202	-	43,46,46	1.65	4 (9%)	45,67,67	1.17	4 (8%)
26	PEB	j5	202	-	43,46,46	1.71	4 (9%)	45,67,67	1.54	9 (20%)
26	PEB	ab	202	-	43,46,46	1.99	7 (16%)	45,67,67	1.51	6 (13%)
26	PEB	cL	201	-	43,46,46	1.72	4 (9%)	45,67,67	1.54	9 (20%)
26	PEB	bV	202	-	43,46,46	2.00	7 (16%)	45,67,67	1.51	6 (13%)
28	PUB	t2	203	-	42,46,46	2.29	9 (21%)	37,67,67	2.61	8 (21%)
26	PEB	eZ	401	-	43,46,46	1.70	4 (9%)	45,67,67	1.54	9 (20%)
26	PEB	o4	201	-	43,46,46	1.70	4 (9%)	45,67,67	1.54	9 (20%)
26	PEB	lq	201	-	43,46,46	1.71	4 (9%)	45,67,67	1.54	9 (20%)
26	PEB	s6	201	-	43,46,46	1.71	4 (9%)	45,67,67	1.54	9 (20%)
26	PEB	I9	202	-	43,46,46	1.64	4 (9%)	45,67,67	1.16	3 (6%)
26	PEB	Q4	203	-	43,46,46	1.71	4 (9%)	45,67,67	1.54	9 (20%)
26	PEB	dl	201	-	43,46,46	1.70	4 (9%)	45,67,67	1.54	9 (20%)
26	PEB	P8	202	-	43,46,46	1.70	4 (9%)	45,67,67	1.54	9 (20%)
28	PUB	p8	203	-	42,46,46	2.27	9 (21%)	37,67,67	2.61	9 (24%)
28	PUB	F3	203	-	42,46,46	2.28	9 (21%)	37,67,67	2.61	9 (24%)
26	PEB	p8	201	-	43,46,46	1.70	4 (9%)	45,67,67	1.54	9 (20%)
26	PEB	hV	202	-	43,46,46	1.99	7 (16%)	45,67,67	1.51	6 (13%)
26	PEB	cy	1001	-	43,46,46	1.71	4 (9%)	45,67,67	1.54	9 (20%)
28	PUB	cz	203	-	42,46,46	2.28	9 (21%)	37,67,67	2.62	9 (24%)
26	PEB	av	202	-	43,46,46	2.00	7 (16%)	45,67,67	1.51	6 (13%)
26	PEB	P6	201	-	43,46,46	1.71	4 (9%)	45,67,67	1.54	9 (20%)

Mol	Type	Chain	Res	Link	Bond lengths			Bond angles		
					Counts	RMSZ	$\#\|Z\|>2$	Counts	RMSZ	$\#\|Z\|>2$
26	PEB	eK	201	-	43,46,46	1.72	4 (9%)	45,67,67	1.53	9 (20%)
26	PEB	bS	201	-	43,46,46	1.71	4 (9%)	45,67,67	1.54	9 (20%)
26	PEB	g8	201	-	43,46,46	1.70	4 (9%)	45,67,67	1.54	9 (20%)
28	PUB	bB	203	-	42,46,46	2.28	9 (21%)	37,67,67	2.61	8 (21%)
26	PEB	Q6	202	-	43,46,46	1.70	4 (9%)	45,67,67	1.54	9 (20%)
26	PEB	iG	1001	-	43,46,46	1.72	4 (9%)	45,67,67	1.54	9 (20%)
26	PEB	gf	201	-	43,46,46	1.70	4 (9%)	45,67,67	1.54	9 (20%)
26	PEB	y9	1001	-	43,46,46	1.70	4 (9%)	45,67,67	1.54	9 (20%)
28	PUB	d3	304	-	42,46,46	2.28	9 (21%)	37,67,67	2.61	9 (24%)
26	PEB	w3	202	-	43,46,46	1.65	4 (9%)	45,67,67	1.17	3 (6%)
28	PUB	j2	203	-	42,46,46	2.27	9 (21%)	37,67,67	2.61	8 (21%)
28	PUB	gx	203	-	42,46,46	2.28	9 (21%)	37,67,67	2.61	9 (24%)
26	PEB	hR	201	-	43,46,46	1.70	4 (9%)	45,67,67	1.54	9 (20%)
26	PEB	bn	201	-	43,46,46	1.71	4 (9%)	45,67,67	1.54	9 (20%)
26	PEB	x8	202	10	43,46,46	1.72	4 (9%)	45,67,67	1.54	9 (20%)
26	PEB	gx	201	-	43,46,46	1.71	4 (9%)	45,67,67	1.54	9 (20%)
26	PEB	lz	401	-	43,46,46	1.71	4 (9%)	45,67,67	1.54	9 (20%)
28	PUB	aY	405	-	42,46,46	2.28	9 (21%)	37,67,67	2.62	9 (24%)
26	PEB	a6	202	-	43,46,46	1.64	4 (9%)	45,67,67	1.16	3 (6%)
28	PUB	J2	202	-	42,46,46	2.28	9 (21%)	37,67,67	2.61	9 (24%)
26	PEB	J6	202	-	43,46,46	1.99	7 (16%)	45,67,67	1.51	6 (13%)
26	PEB	eJ	202	-	43,46,46	1.99	7 (16%)	45,67,67	1.52	6 (13%)
26	PEB	X9	401	-	43,46,46	1.71	4 (9%)	45,67,67	1.54	9 (20%)
26	PEB	el	201	-	43,46,46	1.72	4 (9%)	45,67,67	1.54	9 (20%)
26	PEB	w7	1002	-	43,46,46	1.64	4 (9%)	45,67,67	1.16	3 (6%)
26	PEB	ar	201	-	43,46,46	1.71	4 (9%)	45,67,67	1.54	9 (20%)
28	PUB	N7	203	-	42,46,46	2.28	9 (21%)	37,67,67	2.61	9 (24%)
28	PUB	er	203	-	42,46,46	2.30	9 (21%)	37,67,67	2.61	9 (24%)
26	PEB	hK	202	-	43,46,46	1.65	4 (9%)	45,67,67	1.17	4 (8%)
26	PEB	z4	202	-	43,46,46	1.70	4 (9%)	45,67,67	1.54	9 (20%)
26	PEB	m8	202	-	43,46,46	1.72	4 (9%)	45,67,67	1.54	9 (20%)
26	PEB	gq	201	-	43,46,46	1.71	4 (9%)	45,67,67	1.54	9 (20%)
26	PEB	o2	1002	-	43,46,46	1.72	4 (9%)	45,67,67	1.54	9 (20%)
28	PUB	bH	203	-	42,46,46	2.28	9 (21%)	37,67,67	2.61	9 (24%)
26	PEB	cC	1003	-	43,46,46	1.71	4 (9%)	45,67,67	1.54	9 (20%)

Mol	Type	Chain	Res	Link	Bond lengths			Bond angles		
					Counts	RMSZ	$\#\|Z\|>2$	Counts	RMSZ	$\#\|Z\|>2$
26	PEB	g9	201	-	43,46,46	1.72	4 (9%)	45,67,67	1.54	9 (20%)
26	PEB	a5	201	-	43,46,46	1.71	4 (9%)	45,67,67	1.54	9 (20%)
26	PEB	gy	302	-	43,46,46	1.65	4 (9%)	45,67,67	1.17	3 (6%)
28	PUB	G8	203	-	42,46,46	2.28	9 (21%)	37,67,67	2.61	9 (24%)
28	PUB	R7	203	-	42,46,46	2.28	9 (21%)	37,67,67	2.62	9 (24%)
26	PEB	B4	202	-	43,46,46	2.00	7 (16%)	45,67,67	1.52	6 (13%)
26	PEB	eh	201	-	43,46,46	1.71	4 (9%)	45,67,67	1.54	9 (20%)
26	PEB	fm	201	-	43,46,46	1.71	4 (9%)	45,67,67	1.54	9 (20%)
26	PEB	fv	202	-	43,46,46	1.64	4 (9%)	45,67,67	1.17	3 (6%)
29	PVN	c9	303	-	43,46,46	1.92	7 (16%)	49,67,67	2.45	8 (16%)
26	PEB	dg	202	-	43,46,46	1.64	4 (9%)	45,67,67	1.16	3 (6%)
28	PUB	ep	203	-	42,46,46	2.29	9 (21%)	37,67,67	2.61	9 (24%)
26	PEB	jJ	1002	11	43,46,46	1.99	7 (16%)	45,67,67	1.51	6 (13%)
26	PEB	y5	1001	-	43,46,46	1.72	4 (9%)	45,67,67	1.54	9 (20%)
29	PVN	b9	405	-	43,46,46	1.84	7 (16%)	49,67,67	2.89	11 (22%)
28	PUB	T9	203	-	42,46,46	2.28	9 (21%)	37,67,67	2.62	9 (24%)
26	PEB	x4	201	-	43,46,46	1.71	4 (9%)	45,67,67	1.54	9 (20%)
26	PEB	iC	1001	-	43,46,46	1.71	4 (9%)	45,67,67	1.54	9 (20%)
26	PEB	gc	201	-	43,46,46	1.72	4 (9%)	45,67,67	1.53	9 (20%)
26	PEB	ey	1001	-	43,46,46	1.64	4 (9%)	45,67,67	1.17	4 (8%)
26	PEB	ld	202	-	43,46,46	1.99	7 (16%)	45,67,67	1.51	6 (13%)
26	PEB	ez	1002	-	43,46,46	1.70	4 (9%)	45,67,67	1.54	9 (20%)
26	PEB	hZ	402	-	43,46,46	1.71	4 (9%)	45,67,67	1.54	9 (20%)
26	PEB	Y2	201	-	43,46,46	1.71	4 (9%)	45,67,67	1.54	9 (20%)
28	PUB	y6	204	-	42,46,46	2.28	9 (21%)	37,67,67	2.61	9 (24%)
26	PEB	aU	202	10	43,46,46	1.71	4 (9%)	45,67,67	1.55	9 (20%)
26	PEB	g6	201	-	43,46,46	1.71	4 (9%)	45,67,67	1.54	9 (20%)
26	PEB	K5	1001	-	43,46,46	1.71	4 (9%)	45,67,67	1.54	9 (20%)
26	PEB	u4	201	-	43,46,46	1.71	4 (9%)	45,67,67	1.53	9 (20%)
26	PEB	gd	201	-	43,46,46	1.99	7 (16%)	45,67,67	1.51	6 (13%)
28	PUB	F6	203	-	42,46,46	2.28	9 (21%)	37,67,67	2.61	9 (24%)
26	PEB	34	1001	-	43,46,46	2.00	7 (16%)	45,67,67	1.51	6 (13%)
28	PUB	H4	203	-	42,46,46	2.27	9 (21%)	37,67,67	2.61	9 (24%)
26	PEB	C2	301	-	43,46,46	1.71	4 (9%)	45,67,67	1.53	9 (20%)
26	PEB	dv	201	-	43,46,46	1.72	4 (9%)	45,67,67	1.54	9 (20%)

Mol	Type	Chain	Res	Link	Bond lengths			Bond angles		
					Counts	RMSZ	$\#\|Z\|>2$	Counts	RMSZ	$\#\|Z\|>2$
26	PEB	dB	201	-	43,46,46	1.71	4 (9%)	45,67,67	1.54	9 (20%)
28	PUB	gy	305	-	42,46,46	2.29	9 (21%)	37,67,67	2.61	9 (24%)
26	PEB	M9	202	-	43,46,46	1.65	4 (9%)	45,67,67	1.16	4 (8%)
28	PUB	L6	202	-	42,46,46	2.28	9 (21%)	37,67,67	2.61	9 (24%)
26	PEB	kT	1001	-	43,46,46	1.71	4 (9%)	45,67,67	1.53	9 (20%)
26	PEB	eP	201	-	43,46,46	1.64	4 (9%)	45,67,67	1.16	3 (6%)
26	PEB	dR	202	-	43,46,46	1.71	4 (9%)	45,67,67	1.54	9 (20%)
26	PEB	bm	1001	-	43,46,46	1.72	4 (9%)	45,67,67	1.54	9 (20%)
28	PUB	P4	203	-	42,46,46	2.28	9 (21%)	37,67,67	2.61	9 (24%)
26	PEB	fn	1002	-	43,46,46	1.64	4 (9%)	45,67,67	1.16	4 (8%)
26	PEB	F4	202	-	43,46,46	1.71	4 (9%)	45,67,67	1.54	9 (20%)
28	PUB	w8	203	-	42,46,46	2.28	9 (21%)	37,67,67	2.62	9 (24%)
26	PEB	gu	202	10	43,46,46	1.64	4 (9%)	45,67,67	1.16	3 (6%)
26	PEB	hI	201	-	43,46,46	1.71	4 (9%)	45,67,67	1.54	9 (20%)
26	PEB	I6	202	-	43,46,46	1.71	4 (9%)	45,67,67	1.53	9 (20%)
28	PUB	34	1005	-	42,46,46	2.29	9 (21%)	37,67,67	2.62	9 (24%)
26	PEB	M7	1001	26	43,46,46	1.71	4 (9%)	45,67,67	1.54	9 (20%)
28	PUB	l2	203	-	42,46,46	2.28	9 (21%)	37,67,67	2.61	9 (24%)
26	PEB	Z2	202	-	43,46,46	1.99	7 (16%)	45,67,67	1.51	6 (13%)
26	PEB	eg	201	-	43,46,46	1.72	4 (9%)	45,67,67	1.54	9 (20%)
26	PEB	d5	201	-	43,46,46	1.71	4 (9%)	45,67,67	1.54	9 (20%)
26	PEB	aG	201	-	43,46,46	1.71	4 (9%)	45,67,67	1.55	9 (20%)
26	PEB	N5	202	-	43,46,46	1.99	7 (16%)	45,67,67	1.51	6 (13%)
26	PEB	R2	201	-	43,46,46	1.64	4 (9%)	45,67,67	1.17	4 (8%)
26	PEB	q8	202	-	43,46,46	1.64	4 (9%)	45,67,67	1.16	3 (6%)
29	PVN	Y5	1004	12	43,46,46	2.25	10 (23%)	49,67,67	3.53	18 (36%)
26	PEB	fy	201	-	43,46,46	1.99	7 (16%)	45,67,67	1.51	6 (13%)
26	PEB	Q8	202	-	43,46,46	1.72	4 (9%)	45,67,67	1.54	9 (20%)
26	PEB	gu	201	-	43,46,46	1.71	4 (9%)	45,67,67	1.54	9 (20%)
26	PEB	C2	302	-	43,46,46	1.71	4 (9%)	45,67,67	1.54	9 (20%)
26	PEB	b9	403	-	43,46,46	1.71	4 (9%)	45,67,67	1.54	9 (20%)
26	PEB	G9	201	-	43,46,46	1.72	4 (9%)	45,67,67	1.54	9 (20%)
26	PEB	N2	202	-	43,46,46	1.71	4 (9%)	45,67,67	1.54	9 (20%)
26	PEB	W2	202	-	43,46,46	1.71	4 (9%)	45,67,67	1.54	9 (20%)
26	PEB	X5	401	-	43,46,46	1.71	4 (9%)	45,67,67	1.54	9 (20%)

Mol	Type	Chain	Res	Link	Bond lengths			Bond angles		
					Counts	RMSZ	$\#\|Z\|>2$	Counts	RMSZ	$\#\|Z\|>2$
26	PEB	X2	202	-	43,46,46	1.99	7 (16%)	45,67,67	1.52	6 (13%)
28	PUB	D4	203	-	42,46,46	2.28	9 (21%)	37,67,67	2.61	9 (24%)
28	PUB	dK	203	-	42,46,46	2.28	9 (21%)	37,67,67	2.62	8 (21%)
26	PEB	y8	201	-	43,46,46	1.71	4 (9%)	45,67,67	1.54	9 (20%)
26	PEB	34	1003	-	43,46,46	1.70	4 (9%)	45,67,67	1.54	9 (20%)
26	PEB	dK	201	-	43,46,46	1.71	4 (9%)	45,67,67	1.54	9 (20%)
26	PEB	az	201	-	43,46,46	1.72	4 (9%)	45,67,67	1.54	9 (20%)
26	PEB	hO	202	-	43,46,46	1.64	4 (9%)	45,67,67	1.16	3 (6%)
26	PEB	aM	202	-	43,46,46	1.72	4 (9%)	45,67,67	1.54	9 (20%)
26	PEB	gw	202	-	43,46,46	1.64	4 (9%)	45,67,67	1.16	3 (6%)
28	PUB	Y9	305	-	42,46,46	2.29	9 (21%)	37,67,67	2.62	9 (24%)
26	PEB	h5	202	-	43,46,46	1.64	4 (9%)	45,67,67	1.16	4 (8%)
28	PUB	d3	303	-	42,46,46	2.28	9 (21%)	37,67,67	2.62	9 (24%)
26	PEB	L3	201	-	43,46,46	1.70	4 (9%)	45,67,67	1.54	9 (20%)
26	PEB	bQ	201	-	43,46,46	1.71	4 (9%)	45,67,67	1.54	9 (20%)
26	PEB	am	1001	-	43,46,46	1.71	4 (9%)	45,67,67	1.53	9 (20%)
26	PEB	o3	201	-	43,46,46	1.71	4 (9%)	45,67,67	1.54	9 (20%)
26	PEB	bw	202	-	43,46,46	1.70	4 (9%)	45,67,67	1.54	9 (20%)
26	PEB	M4	202	-	43,46,46	1.71	4 (9%)	45,67,67	1.54	9 (20%)
28	PUB	jK	1003	-	42,46,46	2.28	9 (21%)	37,67,67	2.61	9 (24%)
26	PEB	B8	202	-	43,46,46	1.71	4 (9%)	45,67,67	1.54	9 (20%)
26	PEB	f4	201	-	43,46,46	1.72	4 (9%)	45,67,67	1.53	9 (20%)
28	PUB	fm	203	-	42,46,46	2.28	9 (21%)	37,67,67	2.61	9 (24%)
26	PEB	M9	201	-	43,46,46	1.71	4 (9%)	45,67,67	1.54	9 (20%)
28	PUB	L4	203	-	42,46,46	2.27	9 (21%)	37,67,67	2.61	8 (21%)
26	PEB	bu	201	-	43,46,46	1.71	4 (9%)	45,67,67	1.54	9 (20%)
28	PUB	Y9	304	-	42,46,46	2.28	9 (21%)	37,67,67	2.62	8 (21%)
26	PEB	fm	202	-	43,46,46	1.99	7 (16%)	45,67,67	1.51	6 (13%)
26	PEB	p2	202	-	43,46,46	1.99	7 (16%)	45,67,67	1.51	6 (13%)
26	PEB	e9	301	-	43,46,46	1.71	4 (9%)	45,67,67	1.54	9 (20%)
28	PUB	kU	1003	-	42,46,46	2.29	9 (21%)	37,67,67	2.61	8 (21%)
26	PEB	s7	201	-	43,46,46	1.70	4 (9%)	45,67,67	1.54	9 (20%)
26	PEB	o3	202	-	43,46,46	1.64	4 (9%)	45,67,67	1.16	4 (8%)
26	PEB	r4	201	11	43,46,46	2.00	7 (16%)	45,67,67	1.51	6 (13%)
26	PEB	hZ	401	-	43,46,46	1.65	4 (9%)	45,67,67	1.16	4 (8%)

Mol	Type	Chain	Res	Link	Bond lengths			Bond angles		
					Counts	RMSZ	$\#\|Z\|>2$	Counts	RMSZ	$\#\|Z\|>2$
26	PEB	aH	202	-	43,46,46	1.71	4 (9%)	45,67,67	1.54	9 (20%)
26	PEB	cK	201	-	43,46,46	1.71	4 (9%)	45,67,67	1.54	9 (20%)
28	PUB	gd	202	-	42,46,46	2.28	9 (21%)	37,67,67	2.61	8 (21%)
28	PUB	eR	203	-	42,46,46	2.29	10 (23%)	37,67,67	2.61	9 (24%)
26	PEB	J9	202	-	43,46,46	1.99	7 (16%)	45,67,67	1.51	6 (13%)
29	PVN	Z9	1004	12	43,46,46	1.98	7 (16%)	49,67,67	3.38	15 (30%)
29	PVN	a3	1004	-	43,46,46	2.02	8 (18%)	49,67,67	2.57	18 (36%)
26	PEB	gk	202	-	43,46,46	2.00	7 (16%)	45,67,67	1.50	6 (13%)
26	PEB	J8	202	-	43,46,46	1.71	4 (9%)	45,67,67	1.54	9 (20%)
26	PEB	h2	202	-	43,46,46	1.99	7 (16%)	45,67,67	1.51	6 (13%)
26	PEB	K7	201	-	43,46,46	1.71	4 (9%)	45,67,67	1.54	9 (20%)
28	PUB	e6	203	-	42,46,46	2.28	9 (21%)	37,67,67	2.61	8 (21%)
26	PEB	U7	202	-	43,46,46	1.64	4 (9%)	45,67,67	1.16	3 (6%)
26	PEB	w2	203	-	43,46,46	1.71	4 (9%)	45,67,67	1.54	9 (20%)
26	PEB	T5	201	-	43,46,46	1.71	4 (9%)	45,67,67	1.54	9 (20%)
26	PEB	av	201	-	43,46,46	1.71	4 (9%)	45,67,67	1.54	9 (20%)
26	PEB	E6	202	-	43,46,46	1.71	4 (9%)	45,67,67	1.54	9 (20%)
26	PEB	dZ	1002	-	43,46,46	1.64	4 (9%)	45,67,67	1.16	4 (8%)
26	PEB	J5	202	-	43,46,46	2.00	7 (16%)	45,67,67	1.51	6 (13%)
27	CYC	h1	201	-	42,46,46	3.43	18 (42%)	50,67,67	3.39	25 (50%)
26	PEB	e9	302	-	43,46,46	1.71	4 (9%)	45,67,67	1.54	9 (20%)
26	PEB	V3	202	-	43,46,46	2.00	7 (16%)	45,67,67	1.51	6 (13%)
26	PEB	bV	201	-	43,46,46	1.71	4 (9%)	45,67,67	1.54	9 (20%)
26	PEB	aZ	302	-	43,46,46	1.70	4 (9%)	45,67,67	1.54	9 (20%)
26	PEB	dA	202	-	43,46,46	1.72	4 (9%)	45,67,67	1.54	9 (20%)
28	PUB	ap	203	-	42,46,46	2.29	9 (21%)	37,67,67	2.61	9 (24%)
26	PEB	dq	202	-	43,46,46	1.72	4 (9%)	45,67,67	1.54	9 (20%)
26	PEB	h4	201	-	43,46,46	1.65	4 (9%)	45,67,67	1.17	3 (6%)
28	PUB	gi	203	-	42,46,46	2.28	9 (21%)	37,67,67	2.61	9 (24%)
26	PEB	bv	202	-	43,46,46	1.71	4 (9%)	45,67,67	1.54	9 (20%)
26	PEB	bK	1002	-	43,46,46	1.65	4 (9%)	45,67,67	1.16	4 (8%)
26	PEB	bU	202	-	43,46,46	1.64	4 (9%)	45,67,67	1.16	3 (6%)
26	PEB	dx	401	-	43,46,46	1.70	4 (9%)	45,67,67	1.54	9 (20%)
26	PEB	eF	201	-	43,46,46	1.71	4 (9%)	45,67,67	1.54	9 (20%)
28	PUB	az	203	-	42,46,46	2.29	9 (21%)	37,67,67	2.62	9 (24%)

Mol	Type	Chain	Res	Link	Bond lengths			Bond angles		
					Counts	RMSZ	$\#\|Z\|>2$	Counts	RMSZ	$\#\|Z\|>2$
26	PEB	bg	201	-	43,46,46	1.71	4 (9%)	45,67,67	1.54	9 (20%)
26	PEB	U8	1003	-	43,46,46	1.72	4 (9%)	45,67,67	1.54	9 (20%)
28	PUB	P9	203	-	42,46,46	2.28	9 (21%)	37,67,67	2.61	8 (21%)
26	PEB	eW	202	10	43,46,46	1.71	4 (9%)	45,67,67	1.54	9 (20%)
26	PEB	bF	202	-	43,46,46	1.99	7 (16%)	45,67,67	1.51	6 (13%)
26	PEB	l4	201	-	43,46,46	1.71	4 (9%)	45,67,67	1.53	9 (20%)
28	PUB	lr	203	-	42,46,46	2.27	9 (21%)	37,67,67	2.61	8 (21%)
28	PUB	D2	304	-	42,46,46	2.28	9 (21%)	37,67,67	2.62	9 (24%)
26	PEB	dQ	202	-	43,46,46	1.72	4 (9%)	45,67,67	1.54	9 (20%)
26	PEB	e7	201	-	43,46,46	1.71	4 (9%)	45,67,67	1.54	9 (20%)
26	PEB	Y7	1001	-	43,46,46	1.71	4 (9%)	45,67,67	1.53	9 (20%)
26	PEB	du	201	-	43,46,46	1.71	4 (9%)	45,67,67	1.54	9 (20%)
26	PEB	d9	302	-	43,46,46	1.71	4 (9%)	45,67,67	1.54	9 (20%)
26	PEB	Z9	1003	-	43,46,46	1.71	4 (9%)	45,67,67	1.54	9 (20%)
26	PEB	Z7	201	-	43,46,46	1.71	4 (9%)	45,67,67	1.54	9 (20%)
26	PEB	fp	202	-	43,46,46	1.64	4 (9%)	45,67,67	1.16	3 (6%)
26	PEB	gs	201	-	43,46,46	1.71	4 (9%)	45,67,67	1.54	9 (20%)
26	PEB	dG	201	-	43,46,46	1.72	4 (9%)	45,67,67	1.54	9 (20%)
26	PEB	h4	202	-	43,46,46	1.71	4 (9%)	45,67,67	1.54	9 (20%)
26	PEB	m2	202	-	43,46,46	1.71	4 (9%)	45,67,67	1.53	9 (20%)
26	PEB	t7	202	-	43,46,46	1.99	7 (16%)	45,67,67	1.51	6 (13%)
26	PEB	en	202	-	43,46,46	2.00	7 (16%)	45,67,67	1.51	6 (13%)
26	PEB	ed	202	-	43,46,46	1.71	4 (9%)	45,67,67	1.54	9 (20%)
26	PEB	da	1002	-	43,46,46	1.64	4 (9%)	45,67,67	1.16	3 (6%)
26	PEB	hP	201	-	43,46,46	1.71	4 (9%)	45,67,67	1.54	9 (20%)
26	PEB	h8	201	-	43,46,46	1.71	4 (9%)	45,67,67	1.54	9 (20%)
28	PUB	x4	202	-	42,46,46	2.28	9 (21%)	37,67,67	2.61	9 (24%)
28	PUB	gv	203	-	42,46,46	2.27	9 (21%)	37,67,67	2.61	9 (24%)
26	PEB	d8	302	-	43,46,46	1.70	4 (9%)	45,67,67	1.54	9 (20%)
26	PEB	ez	1001	-	43,46,46	1.71	4 (9%)	45,67,67	1.54	9 (20%)
28	PUB	D7	203	-	42,46,46	2.29	10 (23%)	37,67,67	2.62	9 (24%)
26	PEB	cu	202	10	43,46,46	1.64	4 (9%)	45,67,67	1.16	3 (6%)
26	PEB	z8	202	-	43,46,46	1.71	4 (9%)	45,67,67	1.54	9 (20%)
26	PEB	kS	1002	-	43,46,46	1.99	7 (16%)	45,67,67	1.52	6 (13%)
26	PEB	K6	202	-	43,46,46	1.71	4 (9%)	45,67,67	1.54	9 (20%)

Mol	Type	Chain	Res	Link	Bond lengths			Bond angles		
					Counts	RMSZ	$\#\|Z\|>2$	Counts	RMSZ	$\#\|Z\|>2$
28	PUB	jO	1003	-	42,46,46	2.28	9 (21%)	37,67,67	2.61	9 (24%)
26	PEB	dO	202	-	43,46,46	1.71	4 (9%)	45,67,67	1.55	9 (20%)
28	PUB	J7	202	-	42,46,46	2.29	9 (21%)	37,67,67	2.61	8 (21%)
26	PEB	d6	201	-	43,46,46	1.71	4 (9%)	45,67,67	1.54	9 (20%)
26	PEB	l6	201	-	43,46,46	1.71	4 (9%)	45,67,67	1.54	9 (20%)
26	PEB	G4	202	-	43,46,46	1.71	4 (9%)	45,67,67	1.54	9 (20%)
26	PEB	M4	201	-	43,46,46	1.71	4 (9%)	45,67,67	1.54	9 (20%)
28	PUB	hY	405	-	42,46,46	2.28	9 (21%)	37,67,67	2.61	8 (21%)
26	PEB	cV	201	-	43,46,46	1.71	4 (9%)	45,67,67	1.54	9 (20%)
26	PEB	m5	1001	-	43,46,46	1.71	4 (9%)	45,67,67	1.54	9 (20%)
26	PEB	f9	202	-	43,46,46	1.71	4 (9%)	45,67,67	1.54	9 (20%)
26	PEB	jK	1002	-	43,46,46	2.00	7 (16%)	45,67,67	1.51	6 (13%)
28	PUB	r4	202	-	42,46,46	2.28	9 (21%)	37,67,67	2.61	9 (24%)
26	PEB	aZ	301	-	43,46,46	1.71	4 (9%)	45,67,67	1.54	9 (20%)
26	PEB	P3	201	-	43,46,46	1.71	4 (9%)	45,67,67	1.54	9 (20%)
26	PEB	cI	201	-	43,46,46	1.70	4 (9%)	45,67,67	1.54	9 (20%)
26	PEB	k5	201	-	43,46,46	1.71	4 (9%)	45,67,67	1.54	9 (20%)
28	PUB	T3	203	-	42,46,46	2.28	9 (21%)	37,67,67	2.61	9 (24%)
26	PEB	aY	402	-	43,46,46	1.70	4 (9%)	45,67,67	1.54	9 (20%)
28	PUB	dT	203	-	42,46,46	2.27	9 (21%)	37,67,67	2.61	9 (24%)
26	PEB	bu	202	-	43,46,46	1.71	4 (9%)	45,67,67	1.54	9 (20%)
26	PEB	m7	202	-	43,46,46	1.64	4 (9%)	45,67,67	1.17	3 (6%)
26	PEB	dT	202	-	43,46,46	1.70	4 (9%)	45,67,67	1.54	9 (20%)
28	PUB	dB	202	-	42,46,46	2.28	9 (21%)	37,67,67	2.61	9 (24%)
26	PEB	as	202	-	43,46,46	1.65	4 (9%)	45,67,67	1.17	4 (8%)
26	PEB	j6	202	-	43,46,46	1.70	4 (9%)	45,67,67	1.54	9 (20%)
26	PEB	cV	202	-	43,46,46	1.71	4 (9%)	45,67,67	1.54	9 (20%)
26	PEB	x7	202	-	43,46,46	1.99	7 (16%)	45,67,67	1.52	6 (13%)
26	PEB	f7	202	10	43,46,46	1.65	4 (9%)	45,67,67	1.17	4 (8%)
26	PEB	el	202	-	43,46,46	1.99	7 (16%)	45,67,67	1.51	6 (13%)
26	PEB	hY	402	-	43,46,46	1.65	4 (9%)	45,67,67	1.16	3 (6%)
26	PEB	A4	201	-	43,46,46	1.71	4 (9%)	45,67,67	1.54	9 (20%)
26	PEB	34	1002	-	43,46,46	2.00	7 (16%)	45,67,67	1.51	6 (13%)
26	PEB	k6	1001	10	43,46,46	1.70	4 (9%)	45,67,67	1.53	9 (20%)
28	PUB	D3	203	-	42,46,46	2.27	9 (21%)	37,67,67	2.61	9 (24%)

Mol	Type	Chain	Res	Link	Bond lengths			Bond angles		
					Counts	RMSZ	$\#\|Z\|>2$	Counts	RMSZ	$\#\|Z\|>2$
28	PUB	d9	305	-	42,46,46	2.28	9 (21%)	37,67,67	2.62	8 (21%)
26	PEB	aJ	201	-	43,46,46	1.71	4 (9%)	45,67,67	1.53	9 (20%)
26	PEB	iC	1002	-	43,46,46	1.99	7 (16%)	45,67,67	1.52	6 (13%)
28	PUB	p9	203	-	42,46,46	2.28	9 (21%)	37,67,67	2.62	9 (24%)
26	PEB	bs	1002	-	43,46,46	1.71	4 (9%)	45,67,67	1.54	9 (20%)
28	PUB	D5	203	11	42,46,46	2.28	9 (21%)	37,67,67	2.61	9 (24%)
26	PEB	hT	204	-	43,46,46	1.70	4 (9%)	45,67,67	1.54	9 (20%)
26	PEB	g2	201	-	43,46,46	1.72	4 (9%)	45,67,67	1.54	9 (20%)
29	PVN	44	303	14	43,46,46	2.02	8 (18%)	49,67,67	3.49	18 (36%)
26	PEB	aL	201	-	43,46,46	1.71	4 (9%)	45,67,67	1.54	9 (20%)
27	CYC	t1	201	-	42,46,46	3.44	18 (42%)	50,67,67	3.39	25 (50%)
26	PEB	V2	201	-	43,46,46	1.70	4 (9%)	45,67,67	1.54	9 (20%)
26	PEB	R5	202	-	43,46,46	1.99	7 (16%)	45,67,67	1.51	6 (13%)
26	PEB	dr	201	-	43,46,46	1.72	4 (9%)	45,67,67	1.54	9 (20%)
26	PEB	cS	202	-	43,46,46	1.71	4 (9%)	45,67,67	1.54	9 (20%)
26	PEB	Q5	201	-	43,46,46	1.71	4 (9%)	45,67,67	1.54	9 (20%)
26	PEB	ep	201	-	43,46,46	1.72	4 (9%)	45,67,67	1.54	9 (20%)
26	PEB	bz	202	-	43,46,46	1.71	4 (9%)	45,67,67	1.54	9 (20%)
28	PUB	dL	203	-	42,46,46	2.28	9 (21%)	37,67,67	2.61	9 (24%)
26	PEB	j8	201	-	43,46,46	1.72	4 (9%)	45,67,67	1.54	9 (20%)
26	PEB	z9	202	-	43,46,46	1.71	4 (9%)	45,67,67	1.54	9 (20%)
26	PEB	ei	201	-	43,46,46	1.64	4 (9%)	45,67,67	1.17	3 (6%)
27	CYC	w1	201	-	42,46,46	3.38	14 (33%)	50,67,67	3.14	25 (50%)
26	PEB	bd	201	18	43,46,46	1.71	4 (9%)	45,67,67	1.54	9 (20%)
26	PEB	ff	202	-	43,46,46	1.99	7 (16%)	45,67,67	1.51	6 (13%)
28	PUB	b9	407	12	42,46,46	2.28	9 (21%)	37,67,67	2.61	9 (24%)
26	PEB	aj	201	-	43,46,46	1.71	4 (9%)	45,67,67	1.53	9 (20%)
26	PEB	go	202	10	43,46,46	1.64	4 (9%)	45,67,67	1.16	3 (6%)
26	PEB	e4	202	-	43,46,46	1.99	7 (16%)	45,67,67	1.51	6 (13%)
28	PUB	kR	1003	-	42,46,46	2.28	9 (21%)	37,67,67	2.62	8 (21%)
26	PEB	k2	202	-	43,46,46	1.70	4 (9%)	45,67,67	1.54	9 (20%)
26	PEB	dR	201	-	43,46,46	1.71	4 (9%)	45,67,67	1.54	9 (20%)
26	PEB	ah	202	-	43,46,46	1.97	7 (16%)	45,67,67	1.51	6 (13%)
26	PEB	ep	202	-	43,46,46	1.99	7 (16%)	45,67,67	1.51	6 (13%)
28	PUB	v2	203	-	42,46,46	2.28	9 (21%)	37,67,67	2.62	9 (24%)

Mol	Type	Chain	Res	Link	Bond lengths			Bond angles		
					Counts	RMSZ	$\#\|Z\|>2$	Counts	RMSZ	$\#\|Z\|>2$
26	PEB	lo	202	-	43,46,46	1.65	4 (9%)	45,67,67	1.16	4 (8%)
26	PEB	eW	201	-	43,46,46	1.72	4 (9%)	45,67,67	1.53	9 (20%)
28	PUB	T4	202	-	42,46,46	2.28	9 (21%)	37,67,67	2.60	9 (24%)
26	PEB	O2	202	-	43,46,46	1.70	4 (9%)	45,67,67	1.54	9 (20%)
26	PEB	z6	201	-	43,46,46	1.71	4 (9%)	45,67,67	1.54	9 (20%)
26	PEB	I4	201	-	43,46,46	1.71	4 (9%)	45,67,67	1.53	9 (20%)
26	PEB	al	201	-	43,46,46	1.71	4 (9%)	45,67,67	1.54	9 (20%)
29	PVN	hY	404	-	43,46,46	2.24	11 (25%)	49,67,67	3.54	18 (36%)
28	PUB	n6	203	11	42,46,46	2.27	9 (21%)	37,67,67	2.61	8 (21%)
28	PUB	fo	203	-	42,46,46	2.29	9 (21%)	37,67,67	2.62	9 (24%)
26	PEB	fo	201	-	43,46,46	1.71	4 (9%)	45,67,67	1.54	9 (20%)
26	PEB	jL	1001	-	43,46,46	1.71	4 (9%)	45,67,67	1.54	9 (20%)
26	PEB	cm	1001	-	43,46,46	1.71	4 (9%)	45,67,67	1.53	9 (20%)
26	PEB	T8	302	-	43,46,46	1.71	4 (9%)	45,67,67	1.54	9 (20%)
26	PEB	F3	202	-	43,46,46	1.99	7 (16%)	45,67,67	1.51	6 (13%)
26	PEB	kW	1002	-	43,46,46	1.99	7 (16%)	45,67,67	1.51	6 (13%)
26	PEB	G2	201	-	43,46,46	1.71	4 (9%)	45,67,67	1.54	9 (20%)
28	PUB	dt	203	-	42,46,46	2.29	9 (21%)	37,67,67	2.61	9 (24%)
26	PEB	cz	202	-	43,46,46	2.00	7 (16%)	45,67,67	1.50	6 (13%)
28	PUB	P3	203	-	42,46,46	2.28	9 (21%)	37,67,67	2.61	9 (24%)
26	PEB	bQ	203	-	43,46,46	1.99	7 (16%)	45,67,67	1.51	6 (13%)
26	PEB	bs	1003	-	43,46,46	1.70	4 (9%)	45,67,67	1.54	9 (20%)
26	PEB	p2	201	-	43,46,46	1.70	4 (9%)	45,67,67	1.55	9 (20%)
28	PUB	hY	406	-	42,46,46	2.28	9 (21%)	37,67,67	2.61	9 (24%)
26	PEB	lb	202	-	43,46,46	1.70	4 (9%)	45,67,67	1.53	9 (20%)
26	PEB	M3	201	-	43,46,46	1.71	4 (9%)	45,67,67	1.54	9 (20%)
26	PEB	aU	201	-	43,46,46	1.71	4 (9%)	45,67,67	1.54	9 (20%)
26	PEB	bM	201	-	43,46,46	1.71	4 (9%)	45,67,67	1.54	9 (20%)
26	PEB	eM	1001	-	43,46,46	1.72	4 (9%)	45,67,67	1.53	9 (20%)
26	PEB	ge	201	-	43,46,46	1.71	4 (9%)	45,67,67	1.54	9 (20%)
28	PUB	34	1006	12	42,46,46	2.28	9 (21%)	37,67,67	2.62	9 (24%)
26	PEB	eK	202	-	43,46,46	1.71	4 (9%)	45,67,67	1.54	9 (20%)
28	PUB	ln	203	-	42,46,46	2.28	9 (21%)	37,67,67	2.61	9 (24%)
26	PEB	V7	202	-	43,46,46	1.98	7 (16%)	45,67,67	1.51	6 (13%)
26	PEB	H4	201	-	43,46,46	1.71	4 (9%)	45,67,67	1.54	9 (20%)

Mol	Type	Chain	Res	Link	Bond lengths			Bond angles		
					Counts	RMSZ	$\#\|Z\|>2$	Counts	RMSZ	$\#\|Z\|>2$
26	PEB	v5	202	-	43,46,46	2.00	7 (16%)	45,67,67	1.51	6 (13%)
28	PUB	V6	203	-	42,46,46	2.29	9 (21%)	37,67,67	2.61	9 (24%)
28	PUB	dp	203	-	42,46,46	2.28	9 (21%)	37,67,67	2.61	9 (24%)
26	PEB	W6	201	-	43,46,46	1.71	4 (9%)	45,67,67	1.54	9 (20%)
26	PEB	D4	201	-	43,46,46	1.71	4 (9%)	45,67,67	1.54	9 (20%)
26	PEB	a9	602	-	43,46,46	1.71	4 (9%)	45,67,67	1.54	9 (20%)
28	PUB	aV	203	-	42,46,46	2.28	9 (21%)	37,67,67	2.61	9 (24%)
26	PEB	hY	401	-	43,46,46	1.71	4 (9%)	45,67,67	1.54	9 (20%)
26	PEB	L2	201	-	43,46,46	1.71	4 (9%)	45,67,67	1.54	9 (20%)
26	PEB	b9	401	-	43,46,46	1.70	4 (9%)	45,67,67	1.53	9 (20%)
28	PUB	g8	202	-	42,46,46	2.28	9 (21%)	37,67,67	2.60	9 (24%)
26	PEB	K7	202	-	43,46,46	1.66	4 (9%)	45,67,67	1.17	4 (8%)
26	PEB	P2	202	-	43,46,46	1.65	4 (9%)	45,67,67	1.17	3 (6%)
28	PUB	eY	404	-	42,46,46	2.28	9 (21%)	37,67,67	2.62	9 (24%)
26	PEB	U7	201	-	43,46,46	1.72	4 (9%)	45,67,67	1.55	9 (20%)
28	PUB	Z5	306	-	42,46,46	2.28	9 (21%)	37,67,67	2.61	9 (24%)
26	PEB	ay	1001	-	43,46,46	1.71	4 (9%)	45,67,67	1.54	9 (20%)
26	PEB	hU	201	-	43,46,46	1.64	4 (9%)	45,67,67	1.17	4 (8%)
28	PUB	ei	203	-	42,46,46	2.27	9 (21%)	37,67,67	2.61	9 (24%)
26	PEB	O4	1001	-	43,46,46	1.71	4 (9%)	45,67,67	1.54	9 (20%)
26	PEB	bN	201	-	43,46,46	1.70	4 (9%)	45,67,67	1.54	9 (20%)
26	PEB	jN	1002	-	43,46,46	1.99	7 (16%)	45,67,67	1.51	6 (13%)
26	PEB	v8	202	-	43,46,46	1.71	4 (9%)	45,67,67	1.55	9 (20%)
29	PVN	d8	303	-	43,46,46	1.85	6 (13%)	49,67,67	2.70	10 (20%)
26	PEB	hF	202	-	43,46,46	1.64	4 (9%)	45,67,67	1.16	3 (6%)
28	PUB	D2	305	-	42,46,46	2.28	9 (21%)	37,67,67	2.61	9 (24%)
28	PUB	o8	203	-	42,46,46	2.28	9 (21%)	37,67,67	2.61	9 (24%)
28	PUB	c8	304	-	42,46,46	2.28	9 (21%)	37,67,67	2.61	8 (21%)
26	PEB	er	201	-	43,46,46	1.70	4 (9%)	45,67,67	1.54	9 (20%)
26	PEB	ds	202	-	43,46,46	1.72	4 (9%)	45,67,67	1.54	9 (20%)
26	PEB	W3	202	-	43,46,46	1.65	4 (9%)	45,67,67	1.16	4 (8%)
26	PEB	hS	202	-	43,46,46	1.65	4 (9%)	45,67,67	1.16	4 (8%)
26	PEB	aQ	202	-	43,46,46	1.72	4 (9%)	45,67,67	1.54	9 (20%)
28	PUB	B6	203	-	42,46,46	2.28	9 (21%)	37,67,67	2.62	9 (24%)
26	PEB	eG	202	-	43,46,46	1.70	4 (9%)	45,67,67	1.54	9 (20%)

Mol	Type	Chain	Res	Link	Bond lengths			Bond angles		
					Counts	RMSZ	$\#\|Z\|>2$	Counts	RMSZ	$\#\|Z\|>2$
28	PUB	V3	203	-	42,46,46	2.29	9 (21%)	37,67,67	2.62	9 (24%)
26	PEB	bH	201	-	43,46,46	1.71	4 (9%)	45,67,67	1.54	9 (20%)
26	PEB	R3	202	-	43,46,46	2.00	7 (16%)	45,67,67	1.51	6 (13%)
26	PEB	ew	301	-	43,46,46	1.71	4 (9%)	45,67,67	1.55	9 (20%)
26	PEB	bL	201	-	43,46,46	1.72	4 (9%)	45,67,67	1.53	9 (20%)
26	PEB	T9	202	-	43,46,46	1.99	7 (16%)	45,67,67	1.52	6 (13%)
26	PEB	B2	501	-	43,46,46	1.72	4 (9%)	45,67,67	1.54	9 (20%)
26	PEB	b8	1002	-	43,46,46	1.72	4 (9%)	45,67,67	1.54	9 (20%)
26	PEB	L4	202	-	43,46,46	1.71	4 (9%)	45,67,67	1.54	9 (20%)
26	PEB	e4	201	-	43,46,46	1.71	4 (9%)	45,67,67	1.53	9 (20%)
26	PEB	k2	201	-	43,46,46	1.71	4 (9%)	45,67,67	1.54	9 (20%)
28	PUB	cM	203	-	42,46,46	2.28	9 (21%)	37,67,67	2.62	9 (24%)
26	PEB	kR	1002	-	43,46,46	1.99	7 (16%)	45,67,67	1.51	6 (13%)
26	PEB	A1	301	-	43,46,46	1.99	7 (16%)	45,67,67	1.51	6 (13%)
26	PEB	X7	202	-	43,46,46	1.99	7 (16%)	45,67,67	1.51	6 (13%)
26	PEB	L5	201	-	43,46,46	1.71	4 (9%)	45,67,67	1.54	9 (20%)
26	PEB	u6	202	-	43,46,46	1.71	4 (9%)	45,67,67	1.54	9 (20%)
26	PEB	fc	201	-	43,46,46	1.72	4 (9%)	45,67,67	1.54	9 (20%)
26	PEB	fl	202	-	43,46,46	1.64	4 (9%)	45,67,67	1.17	4 (8%)
29	PVN	T8	303	-	43,46,46	1.92	8 (18%)	49,67,67	2.84	18 (36%)
26	PEB	p8	202	-	43,46,46	2.00	7 (16%)	45,67,67	1.51	6 (13%)
28	PUB	fj	203	11	42,46,46	2.28	9 (21%)	37,67,67	2.62	9 (24%)
26	PEB	r3	202	-	43,46,46	1.99	7 (16%)	45,67,67	1.52	6 (13%)
26	PEB	kV	1002	-	43,46,46	2.00	7 (16%)	45,67,67	1.51	6 (13%)
26	PEB	x2	201	-	43,46,46	1.72	4 (9%)	45,67,67	1.54	9 (20%)
26	PEB	x3	201	-	43,46,46	1.71	4 (9%)	45,67,67	1.54	9 (20%)
26	PEB	iB	1002	-	43,46,46	1.64	4 (9%)	45,67,67	1.16	4 (8%)
26	PEB	O7	201	-	43,46,46	1.71	4 (9%)	45,67,67	1.55	9 (20%)
26	PEB	cP	201	-	43,46,46	1.71	4 (9%)	45,67,67	1.54	9 (20%)
26	PEB	gz	301	-	43,46,46	1.71	4 (9%)	45,67,67	1.54	9 (20%)
26	PEB	a7	201	-	43,46,46	1.72	4 (9%)	45,67,67	1.54	9 (20%)
28	PUB	aZ	304	-	42,46,46	2.28	9 (21%)	37,67,67	2.61	9 (24%)
26	PEB	K9	1002	-	43,46,46	1.64	4 (9%)	45,67,67	1.16	3 (6%)
26	PEB	fl	201	-	43,46,46	1.71	4 (9%)	45,67,67	1.53	9 (20%)
26	PEB	e6	202	-	43,46,46	1.64	4 (9%)	45,67,67	1.16	3 (6%)

Mol	Type	Chain	Res	Link	Bond lengths			Bond angles		
					Counts	RMSZ	$\#\|Z\|>2$	Counts	RMSZ	$\#\|Z\|>2$
26	PEB	bx	202	-	43,46,46	1.71	4 (9%)	45,67,67	1.54	9 (20%)
26	PEB	f2	202	-	43,46,46	2.00	7 (16%)	45,67,67	1.51	6 (13%)
26	PEB	kQ	1001	-	43,46,46	1.71	4 (9%)	45,67,67	1.53	9 (20%)
28	PUB	df	203	-	42,46,46	2.28	9 (21%)	37,67,67	2.61	8 (21%)
28	PUB	v9	203	11	42,46,46	2.28	9 (21%)	37,67,67	2.61	9 (24%)
26	PEB	S2	201	-	43,46,46	1.71	4 (9%)	45,67,67	1.54	9 (20%)
26	PEB	dU	201	-	43,46,46	1.73	4 (9%)	45,67,67	1.54	9 (20%)
26	PEB	D9	201	-	43,46,46	1.70	4 (9%)	45,67,67	1.54	9 (20%)
26	PEB	aP	202	-	43,46,46	1.71	4 (9%)	45,67,67	1.54	9 (20%)
26	PEB	eu	202	-	43,46,46	1.65	4 (9%)	45,67,67	1.16	2 (4%)
26	PEB	s8	201	-	43,46,46	1.71	4 (9%)	45,67,67	1.54	9 (20%)
26	PEB	gz	302	-	43,46,46	1.65	4 (9%)	45,67,67	1.16	3 (6%)
26	PEB	v9	201	-	43,46,46	1.71	4 (9%)	45,67,67	1.54	9 (20%)
26	PEB	w8	201	-	43,46,46	1.71	4 (9%)	45,67,67	1.54	9 (20%)
28	PUB	at	203	11	42,46,46	2.28	9 (21%)	37,67,67	2.61	9 (24%)
26	PEB	az	202	-	43,46,46	1.98	7 (16%)	45,67,67	1.51	6 (13%)
26	PEB	bm	1002	-	43,46,46	1.70	4 (9%)	45,67,67	1.54	9 (20%)
27	CYC	Q1	201	-	42,46,46	3.39	14 (33%)	50,67,67	3.14	25 (50%)
26	PEB	gf	202	-	43,46,46	1.65	4 (9%)	45,67,67	1.17	4 (8%)
26	PEB	K9	1001	-	43,46,46	1.71	4 (9%)	45,67,67	1.53	9 (20%)
26	PEB	m3	202	-	43,46,46	1.65	4 (9%)	45,67,67	1.17	3 (6%)
26	PEB	v7	201	-	43,46,46	1.71	4 (9%)	45,67,67	1.54	9 (20%)
26	PEB	eI	202	-	43,46,46	1.71	4 (9%)	45,67,67	1.54	9 (20%)
26	PEB	cd	202	18	43,46,46	1.99	7 (16%)	45,67,67	1.51	6 (13%)
26	PEB	dK	202	-	43,46,46	1.72	4 (9%)	45,67,67	1.54	9 (20%)
26	PEB	lc	201	-	43,46,46	1.70	4 (9%)	45,67,67	1.54	9 (20%)
26	PEB	hQ	201	-	43,46,46	1.71	4 (9%)	45,67,67	1.54	9 (20%)
26	PEB	cb	201	-	43,46,46	1.71	4 (9%)	45,67,67	1.53	9 (20%)
26	PEB	eL	202	-	43,46,46	2.00	7 (16%)	45,67,67	1.51	6 (13%)
26	PEB	dj	201	-	43,46,46	1.72	4 (9%)	45,67,67	1.54	9 (20%)
26	PEB	s8	202	-	43,46,46	1.64	4 (9%)	45,67,67	1.16	4 (8%)
26	PEB	N7	201	-	43,46,46	1.71	4 (9%)	45,67,67	1.53	9 (20%)
26	PEB	hE	1002	-	43,46,46	1.64	4 (9%)	45,67,67	1.16	3 (6%)
26	PEB	I9	201	-	43,46,46	1.71	4 (9%)	45,67,67	1.54	9 (20%)
26	PEB	Q9	202	-	43,46,46	1.64	4 (9%)	45,67,67	1.16	4 (8%)

Mol	Type	Chain	Res	Link	Bond lengths			Bond angles		
					Counts	RMSZ	$\#\|Z\|>2$	Counts	RMSZ	$\#\|Z\|>2$
26	PEB	ff	201	-	43,46,46	1.71	4 (9%)	45,67,67	1.54	9 (20%)
26	PEB	44	301	-	43,46,46	1.71	4 (9%)	45,67,67	1.54	9 (20%)
26	PEB	r2	201	-	43,46,46	1.72	4 (9%)	45,67,67	1.54	9 (20%)
28	PUB	aD	203	-	42,46,46	2.28	9 (21%)	37,67,67	2.61	8 (21%)
28	PUB	ly	405	-	42,46,46	2.29	9 (21%)	37,67,67	2.62	9 (24%)
27	CYC	y1	201	-	42,46,46	3.40	14 (33%)	50,67,67	3.13	25 (50%)
26	PEB	k7	1001	-	43,46,46	1.71	4 (9%)	45,67,67	1.54	9 (20%)
26	PEB	gv	202	-	43,46,46	2.00	7 (16%)	45,67,67	1.51	6 (13%)
26	PEB	r9	201	-	43,46,46	1.71	4 (9%)	45,67,67	1.54	9 (20%)
28	PUB	p4	203	-	42,46,46	2.29	9 (21%)	37,67,67	2.62	9 (24%)
26	PEB	m6	201	-	43,46,46	1.71	4 (9%)	45,67,67	1.54	9 (20%)
26	PEB	Z4	201	-	43,46,46	1.72	4 (9%)	45,67,67	1.54	9 (20%)
26	PEB	n8	201	-	43,46,46	1.99	7 (16%)	45,67,67	1.51	6 (13%)
28	PUB	B5	203	-	42,46,46	2.28	9 (21%)	37,67,67	2.61	9 (24%)
26	PEB	G8	201	-	43,46,46	1.72	4 (9%)	45,67,67	1.54	9 (20%)
28	PUB	aY	404	-	42,46,46	2.28	9 (21%)	37,67,67	2.61	9 (24%)
26	PEB	N7	202	-	43,46,46	2.01	7 (16%)	45,67,67	1.51	6 (13%)
26	PEB	c5	201	-	43,46,46	1.65	4 (9%)	45,67,67	1.16	4 (8%)
28	PUB	bD	203	-	42,46,46	2.29	9 (21%)	37,67,67	2.62	10 (27%)
26	PEB	dx	402	-	43,46,46	1.71	4 (9%)	45,67,67	1.54	9 (20%)
26	PEB	eG	201	-	43,46,46	1.72	4 (9%)	45,67,67	1.54	9 (20%)
26	PEB	W5	301	-	43,46,46	1.71	4 (9%)	45,67,67	1.53	9 (20%)
26	PEB	S5	202	-	43,46,46	1.64	4 (9%)	45,67,67	1.17	3 (6%)
28	PUB	p7	202	11	42,46,46	2.28	9 (21%)	37,67,67	2.62	9 (24%)
26	PEB	C3	1002	-	43,46,46	1.65	4 (9%)	45,67,67	1.16	4 (8%)
26	PEB	E5	202	-	43,46,46	1.64	4 (9%)	45,67,67	1.17	4 (8%)
26	PEB	fq	202	-	43,46,46	1.99	7 (16%)	45,67,67	1.51	6 (13%)
26	PEB	C4	1001	-	43,46,46	1.71	4 (9%)	45,67,67	1.54	9 (20%)
26	PEB	hL	202	-	43,46,46	1.99	7 (16%)	45,67,67	1.52	6 (13%)
26	PEB	cL	202	-	43,46,46	2.00	7 (16%)	45,67,67	1.51	6 (13%)
26	PEB	bI	201	-	43,46,46	1.72	4 (9%)	45,67,67	1.53	9 (20%)
28	PUB	c6	203	-	42,46,46	2.28	9 (21%)	37,67,67	2.61	9 (24%)
28	PUB	r5	203	-	42,46,46	2.28	9 (21%)	37,67,67	2.62	9 (24%)
27	CYC	a1	201	-	42,46,46	3.40	14 (33%)	50,67,67	3.14	25 (50%)
26	PEB	E7	202	-	43,46,46	1.64	4 (9%)	45,67,67	1.16	3 (6%)

Mol	Type	Chain	Res	Link	Bond lengths			Bond angles		
					Counts	RMSZ	$\#\|Z\|>2$	Counts	RMSZ	$\#\|Z\|>2$
26	PEB	gy	303	-	43,46,46	1.71	4 (9%)	45,67,67	1.54	9 (20%)
28	PUB	f8	203	11	42,46,46	2.28	9 (21%)	37,67,67	2.62	9 (24%)
26	PEB	v3	202	-	43,46,46	1.99	7 (16%)	45,67,67	1.51	6 (13%)
26	PEB	F2	201	-	43,46,46	1.70	4 (9%)	45,67,67	1.54	9 (20%)
27	CYC	b2	1001	-	42,46,46	3.44	18 (42%)	50,67,67	3.39	25 (50%)
26	PEB	r3	201	-	43,46,46	1.70	4 (9%)	45,67,67	1.54	9 (20%)
27	CYC	d1	1001	-	42,46,46	3.39	14 (33%)	50,67,67	3.13	25 (50%)
28	PUB	aB	203	-	42,46,46	2.28	9 (21%)	37,67,67	2.61	8 (21%)
28	PUB	e9	306	-	42,46,46	2.29	9 (21%)	37,67,67	2.61	9 (24%)
26	PEB	es	201	-	43,46,46	1.72	4 (9%)	45,67,67	1.54	9 (20%)
26	PEB	ae	201	-	43,46,46	1.71	4 (9%)	45,67,67	1.54	9 (20%)
28	PUB	X6	203	-	42,46,46	2.28	9 (21%)	37,67,67	2.61	8 (21%)
28	PUB	eX	202	-	42,46,46	2.29	9 (21%)	37,67,67	2.62	9 (24%)
26	PEB	D3	202	-	43,46,46	1.99	7 (16%)	45,67,67	1.51	6 (13%)
26	PEB	aq	201	-	43,46,46	1.71	4 (9%)	45,67,67	1.54	9 (20%)
26	PEB	T7	201	-	43,46,46	1.71	4 (9%)	45,67,67	1.55	9 (20%)
26	PEB	o8	201	-	43,46,46	1.65	4 (9%)	45,67,67	1.16	4 (8%)
26	PEB	cU	201	-	43,46,46	1.71	4 (9%)	45,67,67	1.54	9 (20%)
29	PVN	hZ	403	-	43,46,46	2.25	11 (25%)	49,67,67	3.54	18 (36%)
26	PEB	J4	201	-	43,46,46	1.71	4 (9%)	45,67,67	1.54	9 (20%)
27	CYC	O1	201	-	42,46,46	3.39	15 (35%)	50,67,67	3.13	25 (50%)
26	PEB	kX	1002	-	43,46,46	1.99	7 (16%)	45,67,67	1.51	6 (13%)
26	PEB	j8	202	-	43,46,46	1.71	4 (9%)	45,67,67	1.54	9 (20%)
26	PEB	B4	201	-	43,46,46	1.72	4 (9%)	45,67,67	1.55	9 (20%)
26	PEB	lr	202	-	43,46,46	2.00	7 (16%)	45,67,67	1.51	6 (13%)
26	PEB	i5	201	-	43,46,46	1.70	4 (9%)	45,67,67	1.54	9 (20%)
26	PEB	I2	201	-	43,46,46	1.71	4 (9%)	45,67,67	1.54	9 (20%)
28	PUB	dv	202	-	42,46,46	2.28	9 (21%)	37,67,67	2.62	9 (24%)
26	PEB	B8	201	-	43,46,46	1.71	4 (9%)	45,67,67	1.54	9 (20%)
26	PEB	c3	301	-	43,46,46	1.64	4 (9%)	45,67,67	1.17	4 (8%)
26	PEB	jI	1001	-	43,46,46	1.71	4 (9%)	45,67,67	1.54	9 (20%)
26	PEB	L7	201	-	43,46,46	1.99	7 (16%)	45,67,67	1.51	6 (13%)
26	PEB	T7	202	-	43,46,46	1.99	7 (16%)	45,67,67	1.51	6 (13%)
28	PUB	r2	203	-	42,46,46	2.29	9 (21%)	37,67,67	2.62	9 (24%)
26	PEB	S5	203	-	43,46,46	1.98	7 (16%)	45,67,67	1.51	6 (13%)

Mol	Type	Chain	Res	Link	Bond lengths			Bond angles		
					Counts	RMSZ	$\#\|Z\|>2$	Counts	RMSZ	$\#\|Z\|>2$
26	PEB	ab	201	-	43,46,46	1.71	4 (9%)	45,67,67	1.53	9 (20%)
26	PEB	v2	202	-	43,46,46	1.71	4 (9%)	45,67,67	1.53	9 (20%)
26	PEB	Y3	201	-	43,46,46	1.70	4 (9%)	45,67,67	1.54	9 (20%)
26	PEB	z9	201	-	43,46,46	1.72	4 (9%)	45,67,67	1.54	9 (20%)
26	PEB	aw	201	-	43,46,46	1.72	4 (9%)	45,67,67	1.54	9 (20%)
26	PEB	k8	202	-	43,46,46	1.72	4 (9%)	45,67,67	1.54	9 (20%)
26	PEB	al	202	-	43,46,46	2.00	7 (16%)	45,67,67	1.51	6 (13%)
26	PEB	kS	1001	-	43,46,46	1.71	4 (9%)	45,67,67	1.54	9 (20%)
28	PUB	cn	202	-	42,46,46	2.27	9 (21%)	37,67,67	2.62	9 (24%)
26	PEB	S9	202	-	43,46,46	1.65	4 (9%)	45,67,67	1.16	3 (6%)
26	PEB	bZ	303	-	43,46,46	1.71	4 (9%)	45,67,67	1.54	9 (20%)
26	PEB	hN	202	-	43,46,46	1.99	7 (16%)	45,67,67	1.51	6 (13%)
28	PUB	Z3	203	-	42,46,46	2.27	9 (21%)	37,67,67	2.61	8 (21%)
26	PEB	da	1001	-	43,46,46	1.72	4 (9%)	45,67,67	1.54	9 (20%)
26	PEB	Z3	201	-	43,46,46	1.71	4 (9%)	45,67,67	1.54	9 (20%)
26	PEB	bZ	302	-	43,46,46	1.64	4 (9%)	45,67,67	1.16	3 (6%)
26	PEB	bw	201	-	43,46,46	1.71	4 (9%)	45,67,67	1.54	9 (20%)
26	PEB	c3	302	-	43,46,46	1.71	4 (9%)	45,67,67	1.54	9 (20%)
26	PEB	bP	202	-	43,46,46	2.01	7 (16%)	45,67,67	1.51	6 (13%)
26	PEB	cE	201	-	43,46,46	1.70	4 (9%)	45,67,67	1.54	9 (20%)
26	PEB	dt	202	-	43,46,46	1.70	4 (9%)	45,67,67	1.54	9 (20%)
26	PEB	c4	202	-	43,46,46	1.71	4 (9%)	45,67,67	1.54	9 (20%)
26	PEB	U6	201	10	43,46,46	1.71	4 (9%)	45,67,67	1.54	9 (20%)
26	PEB	fe	202	-	43,46,46	1.64	4 (9%)	45,67,67	1.16	3 (6%)
26	PEB	O6	202	-	43,46,46	1.71	4 (9%)	45,67,67	1.54	9 (20%)
26	PEB	cB	202	-	43,46,46	2.00	7 (16%)	45,67,67	1.51	6 (13%)
26	PEB	dd	202	-	43,46,46	2.00	7 (16%)	45,67,67	1.51	6 (13%)
26	PEB	G7	202	-	43,46,46	1.64	4 (9%)	45,67,67	1.16	4 (8%)
26	PEB	D7	201	-	43,46,46	1.70	4 (9%)	45,67,67	1.54	9 (20%)
26	PEB	ct	201	-	43,46,46	1.71	4 (9%)	45,67,67	1.54	9 (20%)
29	PVN	bZ	304	-	43,46,46	1.94	9 (20%)	49,67,67	3.14	13 (26%)
26	PEB	bM	202	10	43,46,46	1.64	4 (9%)	45,67,67	1.16	3 (6%)
26	PEB	Z8	201	-	43,46,46	1.71	4 (9%)	45,67,67	1.54	9 (20%)
28	PUB	cP	203	-	42,46,46	2.27	9 (21%)	37,67,67	2.61	9 (24%)
27	CYC	P1	201	-	42,46,46	3.39	14 (33%)	50,67,67	3.14	25 (50%)

Mol	Type	Chain	Res	Link	Bond lengths			Bond angles		
					Counts	RMSZ	$\#\|Z\|>2$	Counts	RMSZ	$\#\|Z\|>2$
26	PEB	dE	201	-	43,46,46	1.72	4 (9%)	45,67,67	1.54	9 (20%)
28	PUB	r3	203	-	42,46,46	2.28	9 (21%)	37,67,67	2.61	9 (24%)
26	PEB	O8	201	-	43,46,46	1.71	4 (9%)	45,67,67	1.54	9 (20%)
26	PEB	q6	202	-	43,46,46	1.71	4 (9%)	45,67,67	1.54	9 (20%)
26	PEB	le	202	-	43,46,46	1.64	4 (9%)	45,67,67	1.17	3 (6%)
26	PEB	ls	201	-	43,46,46	1.71	4 (9%)	45,67,67	1.54	9 (20%)
26	PEB	V6	202	-	43,46,46	1.64	4 (9%)	45,67,67	1.16	4 (8%)
26	PEB	Y8	202	-	43,46,46	1.71	4 (9%)	45,67,67	1.54	9 (20%)
26	PEB	X7	201	-	43,46,46	1.72	4 (9%)	45,67,67	1.54	9 (20%)
26	PEB	lt	202	-	43,46,46	1.65	4 (9%)	45,67,67	1.17	4 (8%)
26	PEB	cA	202	-	43,46,46	1.65	4 (9%)	45,67,67	1.16	4 (8%)
26	PEB	G2	202	-	43,46,46	1.71	4 (9%)	45,67,67	1.54	9 (20%)
28	PUB	bs	1004	11	42,46,46	2.28	9 (21%)	37,67,67	2.61	9 (24%)
26	PEB	aN	201	-	43,46,46	1.71	4 (9%)	45,67,67	1.54	9 (20%)
26	PEB	E5	201	-	43,46,46	1.71	4 (9%)	45,67,67	1.54	9 (20%)
26	PEB	M2	202	10	43,46,46	1.71	4 (9%)	45,67,67	1.53	9 (20%)
26	PEB	N3	201	-	43,46,46	1.72	4 (9%)	45,67,67	1.54	9 (20%)
28	PUB	P7	203	-	42,46,46	2.28	9 (21%)	37,67,67	2.62	8 (21%)
28	PUB	L7	202	-	42,46,46	2.28	9 (21%)	37,67,67	2.62	9 (24%)
26	PEB	Z9	1007	-	43,46,46	1.71	4 (9%)	45,67,67	1.54	9 (20%)
26	PEB	H6	201	11	43,46,46	1.65	4 (9%)	45,67,67	1.16	4 (8%)
26	PEB	jN	1001	-	43,46,46	1.72	4 (9%)	45,67,67	1.54	9 (20%)
28	PUB	P6	203	-	42,46,46	2.27	9 (21%)	37,67,67	2.61	9 (24%)
26	PEB	dI	1002	-	43,46,46	1.70	4 (9%)	45,67,67	1.55	9 (20%)
28	PUB	c3	305	-	42,46,46	2.28	9 (21%)	37,67,67	2.62	9 (24%)
26	PEB	s3	201	-	43,46,46	1.70	4 (9%)	45,67,67	1.54	9 (20%)
28	PUB	cq	203	-	42,46,46	2.28	9 (21%)	37,67,67	2.61	9 (24%)
28	PUB	z7	203	-	42,46,46	2.29	9 (21%)	37,67,67	2.61	8 (21%)
28	PUB	bo	203	-	42,46,46	2.28	9 (21%)	37,67,67	2.61	9 (24%)
26	PEB	t6	202	-	43,46,46	1.70	4 (9%)	45,67,67	1.54	9 (20%)
26	PEB	aW	302	-	43,46,46	1.71	4 (9%)	45,67,67	1.54	9 (20%)
26	PEB	n9	402	-	43,46,46	1.70	4 (9%)	45,67,67	1.54	9 (20%)
28	PUB	dx	406	-	42,46,46	2.28	9 (21%)	37,67,67	2.61	9 (24%)
26	PEB	hW	201	-	43,46,46	1.70	4 (9%)	45,67,67	1.54	9 (20%)
26	PEB	o8	202	-	43,46,46	1.72	4 (9%)	45,67,67	1.54	9 (20%)

Mol	Type	Chain	Res	Link	Bond lengths			Bond angles		
					Counts	RMSZ	$\#\|Z\|>2$	Counts	RMSZ	$\#\|Z\|>2$
26	PEB	ba	1001	-	43,46,46	1.70	4 (9%)	45,67,67	1.54	9 (20%)
26	PEB	ga	201	-	43,46,46	1.71	4 (9%)	45,67,67	1.54	9 (20%)
26	PEB	hA	201	10	43,46,46	1.71	4 (9%)	45,67,67	1.54	9 (20%)
26	PEB	W7	201	-	43,46,46	1.72	4 (9%)	45,67,67	1.54	9 (20%)
26	PEB	V9	202	-	43,46,46	1.99	7 (16%)	45,67,67	1.51	6 (13%)
28	PUB	c3	304	-	42,46,46	2.29	9 (21%)	37,67,67	2.62	9 (24%)
26	PEB	T6	201	-	43,46,46	1.72	4 (9%)	45,67,67	1.54	9 (20%)
28	PUB	fa	202	-	42,46,46	2.28	9 (21%)	37,67,67	2.61	9 (24%)

In the following table, the Chirals column lists the number of chiral outliers, the number of chiral centers analysed, the number of these observed in the model and the number defined in the Chemical Component Dictionary. Similar counts are reported in the Torsion and Rings columns. '-' means no outliers of that kind were identified.

Mol	Type	Chain	Res	Link	Chirals	Torsions	Rings
26	PEB	eI	201	-	-	8/24/74/74	0/4/4/4
26	PEB	i3	201	-	-	8/24/74/74	0/4/4/4
26	PEB	cG	202	-	-	8/24/74/74	0/4/4/4
26	PEB	eP	202	-	-	8/24/74/74	0/4/4/4
26	PEB	n6	202	-	-	7/24/74/74	0/4/4/4
28	PUB	N4	203	-	-	7/24/74/74	0/4/4/4
26	PEB	l7	201	-	-	8/24/74/74	0/4/4/4
26	PEB	bY	1001	-	-	8/24/74/74	0/4/4/4
26	PEB	R4	202	-	-	8/24/74/74	0/4/4/4
26	PEB	dN	202	-	-	8/24/74/74	0/4/4/4
26	PEB	C3	1001	-	-	8/24/74/74	0/4/4/4
26	PEB	s5	202	-	-	8/24/74/74	0/4/4/4
26	PEB	E8	201	-	-	8/24/74/74	0/4/4/4
26	PEB	dn	202	-	-	8/24/74/74	0/4/4/4
26	PEB	L5	202	-	-	7/24/74/74	0/4/4/4
26	PEB	cO	201	-	-	8/24/74/74	0/4/4/4
26	PEB	C5	201	-	-	8/24/74/74	0/4/4/4
26	PEB	k8	201	-	-	8/24/74/74	0/4/4/4
26	PEB	A2	1002	-	-	8/24/74/74	0/4/4/4
26	PEB	fj	202	-	-	7/24/74/74	0/4/4/4
26	PEB	m7	201	-	-	8/24/74/74	0/4/4/4

Continued on next page...

Continued from previous page...

Mol	Type	Chain	Res	Link	Chirals	Torsions	Rings
28	PUB	iD	1003	-	-	7/24/74/74	0/4/4/4
26	PEB	f9	201	-	-	8/24/74/74	0/4/4/4
26	PEB	eC	201	-	-	8/24/74/74	0/4/4/4
26	PEB	cd	201	-	-	8/24/74/74	0/4/4/4
26	PEB	U5	201	-	-	8/24/74/74	0/4/4/4
28	PUB	lz	405	-	-	7/24/74/74	0/4/4/4
26	PEB	y3	201	-	-	8/24/74/74	0/4/4/4
26	PEB	cj	201	-	-	8/24/74/74	0/4/4/4
26	PEB	gg	202	-	-	7/24/74/74	0/4/4/4
28	PUB	I8	203	-	-	7/24/74/74	0/4/4/4
28	PUB	x5	202	-	-	7/24/74/74	0/4/4/4
26	PEB	k3	201	10	-	8/24/74/74	0/4/4/4
26	PEB	p5	201	-	-	7/24/74/74	0/4/4/4
29	PVN	d3	302	-	1/1/14/18	18/24/74/74	0/4/4/4
26	PEB	lg	202	-	-	8/24/74/74	0/4/4/4
26	PEB	dX	201	-	-	8/24/74/74	0/4/4/4
26	PEB	iB	1001	-	-	8/24/74/74	0/4/4/4
26	PEB	cC	1001	-	-	8/24/74/74	0/4/4/4
26	PEB	W6	202	-	-	8/24/74/74	0/4/4/4
28	PUB	ez	1006	-	-	7/24/74/74	0/4/4/4
26	PEB	S7	202	-	-	8/24/74/74	0/4/4/4
28	PUB	hN	203	-	-	7/24/74/74	0/4/4/4
26	PEB	ef	201	-	-	8/24/74/74	0/4/4/4
28	PUB	fw	203	-	-	7/24/74/74	0/4/4/4
28	PUB	hZ	404	-	-	7/24/74/74	0/4/4/4
26	PEB	eM	1002	-	-	8/24/74/74	0/4/4/4
26	PEB	fw	201	-	-	8/24/74/74	0/4/4/4
28	PUB	bn	202	-	-	7/24/74/74	0/4/4/4
26	PEB	hO	201	-	-	8/24/74/74	0/4/4/4
28	PUB	fy	202	-	-	7/24/74/74	0/4/4/4
26	PEB	eQ	201	-	-	8/24/74/74	0/4/4/4
26	PEB	t8	201	-	-	8/24/74/74	0/4/4/4
28	PUB	kT	1003	-	-	7/24/74/74	0/4/4/4
26	PEB	eu	201	-	-	8/24/74/74	0/4/4/4

Continued on next page...

Continued from previous page...

Mol	Type	Chain	Res	Link	Chirals	Torsions	Rings
26	PEB	Z9	1001	-	-	8/24/74/74	0/4/4/4
28	PUB	hL	203	-	-	7/24/74/74	0/4/4/4
26	PEB	cR	201	-	-	8/24/74/74	0/4/4/4
26	PEB	y7	201	-	-	8/24/74/74	0/4/4/4
28	PUB	U8	1005	-	-	7/24/74/74	0/4/4/4
26	PEB	n2	202	-	-	7/24/74/74	0/4/4/4
26	PEB	cV	203	-	-	8/24/74/74	0/4/4/4
26	PEB	D3	201	-	-	8/24/74/74	0/4/4/4
26	PEB	er	202	-	-	7/24/74/74	0/4/4/4
26	PEB	A5	202	-	-	8/24/74/74	0/4/4/4
26	PEB	p9	201	-	-	8/24/74/74	0/4/4/4
28	PUB	eY	405	-	-	7/24/74/74	0/4/4/4
26	PEB	D5	201	-	-	8/24/74/74	0/4/4/4
29	PVN	34	1004	-	1/1/14/18	12/24/74/74	0/4/4/4
28	PUB	Z9	1005	-	-	7/24/74/74	0/4/4/4
28	PUB	dH	203	-	-	7/24/74/74	0/4/4/4
26	PEB	K6	201	-	-	8/24/74/74	0/4/4/4
26	PEB	aD	202	-	-	7/24/74/74	0/4/4/4
26	PEB	bH	202	-	-	7/24/74/74	0/4/4/4
26	PEB	cv	202	-	-	8/24/74/74	0/4/4/4
26	PEB	I5	202	-	-	8/24/74/74	0/4/4/4
28	PUB	l7	203	-	-	7/24/74/74	0/4/4/4
28	PUB	Z6	203	-	-	7/24/74/74	0/4/4/4
26	PEB	bi	201	-	-	8/24/74/74	0/4/4/4
26	PEB	iD	1001	-	-	8/24/74/74	0/4/4/4
28	PUB	c7	203	11	-	7/24/74/74	0/4/4/4
28	PUB	cO	203	-	-	7/24/74/74	0/4/4/4
26	PEB	af	202	-	-	7/24/74/74	0/4/4/4
26	PEB	c5	202	-	-	8/24/74/74	0/4/4/4
26	PEB	gi	202	-	-	7/24/74/74	0/4/4/4
26	PEB	aH	201	-	-	8/24/74/74	0/4/4/4
26	PEB	d8	301	-	-	8/24/74/74	0/4/4/4
26	PEB	d9	303	-	-	8/24/74/74	0/4/4/4
28	PUB	e7	203	11	-	7/24/74/74	0/4/4/4

Continued on next page...

Continued from previous page...

Mol	Type	Chain	Res	Link	Chirals	Torsions	Rings
26	PEB	a8	602	-	-	8/24/74/74	0/4/4/4
26	PEB	cl	202	-	-	7/24/74/74	0/4/4/4
26	PEB	K5	1002	-	-	8/24/74/74	0/4/4/4
26	PEB	z2	202	-	-	8/24/74/74	0/4/4/4
26	PEB	E2	1002	-	-	8/24/74/74	0/4/4/4
26	PEB	gl	202	10	-	8/24/74/74	0/4/4/4
26	PEB	lm	1001	-	-	8/24/74/74	0/4/4/4
26	PEB	O4	1002	-	-	8/24/74/74	0/4/4/4
28	PUB	ge	203	-	-	7/24/74/74	0/4/4/4
26	PEB	A3	201	-	-	8/24/74/74	0/4/4/4
26	PEB	w9	202	-	-	8/24/74/74	0/4/4/4
26	PEB	c6	202	-	-	8/24/74/74	0/4/4/4
26	PEB	S6	201	-	-	8/24/74/74	0/4/4/4
26	PEB	f8	202	-	-	8/24/74/74	0/4/4/4
26	PEB	l3	201	-	-	8/24/74/74	0/4/4/4
26	PEB	bh	202	-	-	8/24/74/74	0/4/4/4
26	PEB	do	201	-	-	8/24/74/74	0/4/4/4
28	PUB	jL	1003	-	-	7/24/74/74	0/4/4/4
26	PEB	t9	202	-	-	8/24/74/74	0/4/4/4
26	PEB	cO	202	-	-	8/24/74/74	0/4/4/4
28	PUB	dj	203	-	-	7/24/74/74	0/4/4/4
26	PEB	fj	201	-	-	8/24/74/74	0/4/4/4
26	PEB	by	1001	-	-	8/24/74/74	0/4/4/4
26	PEB	C5	202	-	-	8/24/74/74	0/4/4/4
26	PEB	F6	202	-	-	8/24/74/74	0/4/4/4
26	PEB	gs	202	-	-	8/24/74/74	0/4/4/4
26	PEB	Z5	301	-	-	8/24/74/74	0/4/4/4
26	PEB	g4	202	-	-	7/24/74/74	0/4/4/4
26	PEB	U4	201	-	-	8/24/74/74	0/4/4/4
26	PEB	ad	202	-	-	7/24/74/74	0/4/4/4
26	PEB	hM	1002	-	-	8/24/74/74	0/4/4/4
26	PEB	Y6	201	-	-	8/24/74/74	0/4/4/4
26	PEB	H2	201	-	-	7/24/74/74	0/4/4/4
28	PUB	ez	1005	-	-	7/24/74/74	0/4/4/4

Continued on next page...

Continued from previous page...

Mol	Type	Chain	Res	Link	Chirals	Torsions	Rings
27	CYC	U1	201	5	-	9/25/74/74	0/4/4/4
26	PEB	hP	202	-	-	7/24/74/74	0/4/4/4
28	PUB	gz	306	-	-	7/24/74/74	0/4/4/4
28	PUB	d6	203	-	-	7/24/74/74	0/4/4/4
28	PUB	el	203	-	-	7/24/74/74	0/4/4/4
26	PEB	F7	201	-	-	7/24/74/74	0/4/4/4
26	PEB	J9	201	-	-	8/24/74/74	0/4/4/4
28	PUB	cR	203	-	-	7/24/74/74	0/4/4/4
26	PEB	V6	201	-	-	8/24/74/74	0/4/4/4
26	PEB	dp	201	-	-	8/24/74/74	0/4/4/4
28	PUB	dd	203	-	-	7/24/74/74	0/4/4/4
26	PEB	dW	202	-	-	8/24/74/74	0/4/4/4
26	PEB	hQ	202	-	-	8/24/74/74	0/4/4/4
26	PEB	hX	202	-	-	7/24/74/74	0/4/4/4
28	PUB	z2	203	-	-	7/24/74/74	0/4/4/4
26	PEB	l5	202	-	-	8/24/74/74	0/4/4/4
27	CYC	q1	201	-	-	9/25/74/74	0/4/4/4
28	PUB	aF	203	-	-	7/24/74/74	0/4/4/4
26	PEB	t4	201	-	-	8/24/74/74	0/4/4/4
26	PEB	L6	201	-	-	8/24/74/74	0/4/4/4
28	PUB	F9	203	-	-	7/24/74/74	0/4/4/4
28	PUB	K8	203	-	-	7/24/74/74	0/4/4/4
26	PEB	iH	1001	-	-	8/24/74/74	0/4/4/4
26	PEB	N6	202	-	-	8/24/74/74	0/4/4/4
29	PVN	c3	303	-	1/1/14/18	17/24/74/74	0/4/4/4
26	PEB	j9	201	-	-	8/24/74/74	0/4/4/4
26	PEB	fa	201	-	-	8/24/74/74	0/4/4/4
28	PUB	J4	203	-	-	7/24/74/74	0/4/4/4
28	PUB	n9	403	-	-	7/24/74/74	0/4/4/4
26	PEB	Z3	202	-	-	7/24/74/74	0/4/4/4
26	PEB	ah	201	-	-	8/24/74/74	0/4/4/4
26	PEB	cY	201	-	-	8/24/74/74	0/4/4/4
29	PVN	eZ	402	-	1/1/14/18	17/24/74/74	0/4/4/4
26	PEB	q9	201	-	-	8/24/74/74	0/4/4/4

Continued on next page...

Continued from previous page...

Mol	Type	Chain	Res	Link	Chirals	Torsions	Rings
28	PUB	e8	305	-	-	7/24/74/74	0/4/4/4
26	PEB	aj	202	18	-	7/24/74/74	0/4/4/4
26	PEB	Y9	302	-	-	8/24/74/74	0/4/4/4
26	PEB	aS	201	-	-	8/24/74/74	0/4/4/4
28	PUB	dl	203	-	-	7/24/74/74	0/4/4/4
26	PEB	bD	202	-	-	7/24/74/74	0/4/4/4
26	PEB	e3	1002	-	-	8/24/74/74	0/4/4/4
28	PUB	hB	203	-	-	7/24/74/74	0/4/4/4
26	PEB	eS	201	-	-	8/24/74/74	0/4/4/4
26	PEB	eY	401	-	-	8/24/74/74	0/4/4/4
26	PEB	J7	201	-	-	7/24/74/74	0/4/4/4
26	PEB	S4	202	-	-	8/24/74/74	0/4/4/4
28	PUB	lj	202	-	-	7/24/74/74	0/4/4/4
26	PEB	W3	203	-	-	7/24/74/74	0/4/4/4
28	PUB	eH	203	-	-	7/24/74/74	0/4/4/4
26	PEB	gj	201	-	-	8/24/74/74	0/4/4/4
28	PUB	A2	1006	-	-	7/24/74/74	0/4/4/4
26	PEB	cP	202	-	-	8/24/74/74	0/4/4/4
28	PUB	eJ	203	-	-	7/24/74/74	0/4/4/4
26	PEB	r5	202	-	-	7/24/74/74	0/4/4/4
26	PEB	b7	201	-	-	8/24/74/74	0/4/4/4
28	PUB	V7	203	11	-	7/24/74/74	0/4/4/4
28	PUB	gp	203	-	-	7/24/74/74	0/4/4/4
28	PUB	gg	203	-	-	7/24/74/74	0/4/4/4
26	PEB	o9	201	-	-	8/24/74/74	0/4/4/4
26	PEB	bo	201	11	-	8/24/74/74	0/4/4/4
26	PEB	hD	201	-	-	8/24/74/74	0/4/4/4
28	PUB	z5	203	-	-	7/24/74/74	0/4/4/4
28	PUB	ev	203	11	-	7/24/74/74	0/4/4/4
26	PEB	aY	401	-	-	8/24/74/74	0/4/4/4
26	PEB	V2	202	11	-	7/24/74/74	0/4/4/4
28	PUB	dn	203	-	-	7/24/74/74	0/4/4/4
26	PEB	P4	202	-	-	8/24/74/74	0/4/4/4
26	PEB	O3	1001	-	-	8/24/74/74	0/4/4/4

Continued on next page...

Continued from previous page...

Mol	Type	Chain	Res	Link	Chirals	Torsions	Rings
26	PEB	Y2	202	-	-	8/24/74/74	0/4/4/4
26	PEB	P6	202	-	-	8/24/74/74	0/4/4/4
28	PUB	hJ	203	-	-	7/24/74/74	0/4/4/4
29	PVN	dx	405	-	1/1/14/18	13/24/74/74	0/4/4/4
26	PEB	s3	202	-	-	8/24/74/74	0/4/4/4
28	PUB	v6	203	-	-	7/24/74/74	0/4/4/4
26	PEB	hH	201	-	-	8/24/74/74	0/4/4/4
26	PEB	c9	302	-	-	8/24/74/74	0/4/4/4
26	PEB	u4	202	-	-	8/24/74/74	0/4/4/4
26	PEB	w8	202	-	-	8/24/74/74	0/4/4/4
26	PEB	aB	201	-	-	8/24/74/74	0/4/4/4
26	PEB	Y7	1002	-	-	8/24/74/74	0/4/4/4
26	PEB	S7	201	-	-	8/24/74/74	0/4/4/4
26	PEB	kW	1001	-	-	8/24/74/74	0/4/4/4
26	PEB	go	201	-	-	8/24/74/74	0/4/4/4
26	PEB	hW	202	-	-	8/24/74/74	0/4/4/4
28	PUB	eV	203	-	-	7/24/74/74	0/4/4/4
26	PEB	cD	202	-	-	8/24/74/74	0/4/4/4
26	PEB	cp	201	-	-	8/24/74/74	0/4/4/4
29	PVN	D2	303	-	1/1/14/18	18/24/74/74	0/4/4/4
26	PEB	m5	1003	-	-	7/24/74/74	0/4/4/4
26	PEB	dV	201	-	-	8/24/74/74	0/4/4/4
26	PEB	B3	202	-	-	7/24/74/74	0/4/4/4
29	PVN	ez	1004	-	1/1/14/18	15/24/74/74	0/4/4/4
26	PEB	db	202	-	-	8/24/74/74	0/4/4/4
26	PEB	eO	202	-	-	8/24/74/74	0/4/4/4
26	PEB	p6	201	-	-	8/24/74/74	0/4/4/4
26	PEB	w4	202	-	-	8/24/74/74	0/4/4/4
26	PEB	U8	1002	-	-	8/24/74/74	0/4/4/4
28	PUB	h2	203	-	-	7/24/74/74	0/4/4/4
26	PEB	cZ	202	-	-	8/24/74/74	0/4/4/4
26	PEB	gh	202	-	-	8/24/74/74	0/4/4/4
26	PEB	dw	402	-	-	8/24/74/74	0/4/4/4
26	PEB	ft	202	-	-	8/24/74/74	0/4/4/4

Continued on next page...

Continued from previous page...

Mol	Type	Chain	Res	Link	Chirals	Torsions	Rings
26	PEB	cX	201	-	-	8/24/74/74	0/4/4/4
28	PUB	H3	203	11	-	7/24/74/74	0/4/4/4
28	PUB	bN	203	-	-	7/24/74/74	0/4/4/4
26	PEB	u6	201	-	-	8/24/74/74	0/4/4/4
26	PEB	cW	201	-	-	8/24/74/74	0/4/4/4
26	PEB	br	201	-	-	8/24/74/74	0/4/4/4
28	PUB	hZ	405	-	-	7/24/74/74	0/4/4/4
26	PEB	dh	202	-	-	7/24/74/74	0/4/4/4
26	PEB	b8	1003	-	-	8/24/74/74	0/4/4/4
28	PUB	M8	203	-	-	7/24/74/74	0/4/4/4
26	PEB	G6	202	-	-	8/24/74/74	0/4/4/4
26	PEB	U6	202	-	-	8/24/74/74	0/4/4/4
26	PEB	K2	201	10	-	8/24/74/74	0/4/4/4
28	PUB	aL	203	-	-	7/24/74/74	0/4/4/4
26	PEB	O9	202	-	-	8/24/74/74	0/4/4/4
26	PEB	lb	201	-	-	8/24/74/74	0/4/4/4
26	PEB	G5	201	-	-	8/24/74/74	0/4/4/4
28	PUB	d8	304	-	-	7/24/74/74	0/4/4/4
28	PUB	lz	404	-	-	7/24/74/74	0/4/4/4
28	PUB	J3	203	11	-	7/24/74/74	0/4/4/4
26	PEB	bl	202	-	-	8/24/74/74	0/4/4/4
26	PEB	ej	202	-	-	8/24/74/74	0/4/4/4
28	PUB	J6	203	-	-	7/24/74/74	0/4/4/4
26	PEB	bI	202	10	-	8/24/74/74	0/4/4/4
26	PEB	ly	401	-	-	8/24/74/74	0/4/4/4
26	PEB	N3	202	-	-	7/24/74/74	0/4/4/4
29	PVN	dw	404	-	1/1/14/18	14/24/74/74	0/4/4/4
28	PUB	z4	203	-	-	7/24/74/74	0/4/4/4
26	PEB	jM	1001	-	-	8/24/74/74	0/4/4/4
28	PUB	ax	202	-	-	7/24/74/74	0/4/4/4
26	PEB	o4	202	-	-	8/24/74/74	0/4/4/4
27	CYC	J1	201	5	-	10/25/74/74	0/4/4/4
26	PEB	u5	201	-	-	8/24/74/74	0/4/4/4
26	PEB	bW	301	-	-	8/24/74/74	0/4/4/4

Continued on next page...

Continued from previous page...

Mol	Type	Chain	Res	Link	Chirals	Torsions	Rings
26	PEB	M5	202	-	-	8/24/74/74	0/4/4/4
26	PEB	Y5	1001	-	-	8/24/74/74	0/4/4/4
26	PEB	r7	202	11	-	7/24/74/74	0/4/4/4
26	PEB	X6	202	-	-	7/24/74/74	0/4/4/4
26	PEB	s9	202	-	-	8/24/74/74	0/4/4/4
26	PEB	g5	202	-	-	7/24/74/74	0/4/4/4
26	PEB	F8	1001	-	-	8/24/74/74	0/4/4/4
26	PEB	aT	202	-	-	8/24/74/74	0/4/4/4
26	PEB	N8	201	-	-	8/24/74/74	0/4/4/4
28	PUB	ec	203	-	-	7/24/74/74	0/4/4/4
26	PEB	x8	201	-	-	8/24/74/74	0/4/4/4
28	PUB	p6	203	-	-	7/24/74/74	0/4/4/4
28	PUB	bR	202	-	-	7/24/74/74	0/4/4/4
26	PEB	a6	201	-	-	8/24/74/74	0/4/4/4
26	PEB	l9	201	-	-	8/24/74/74	0/4/4/4
26	PEB	P7	201	-	-	8/24/74/74	0/4/4/4
26	PEB	ee	201	-	-	8/24/74/74	0/4/4/4
26	PEB	U9	201	-	-	8/24/74/74	0/4/4/4
26	PEB	fc	202	-	-	7/24/74/74	0/4/4/4
26	PEB	t6	201	-	-	8/24/74/74	0/4/4/4
26	PEB	aQ	201	-	-	8/24/74/74	0/4/4/4
28	PUB	iF	1003	11	-	7/24/74/74	0/4/4/4
26	PEB	t2	202	-	-	8/24/74/74	0/4/4/4
26	PEB	D5	202	-	-	7/24/74/74	0/4/4/4
26	PEB	w5	202	-	-	8/24/74/74	0/4/4/4
26	PEB	dD	202	-	-	8/24/74/74	0/4/4/4
28	PUB	lv	202	-	-	7/24/74/74	0/4/4/4
26	PEB	z4	201	-	-	8/24/74/74	0/4/4/4
26	PEB	cF	201	-	-	7/24/74/74	0/4/4/4
26	PEB	L4	201	-	-	8/24/74/74	0/4/4/4
26	PEB	u2	202	-	-	8/24/74/74	0/4/4/4
26	PEB	B2	502	-	-	8/24/74/74	0/4/4/4
26	PEB	f3	201	-	-	8/24/74/74	0/4/4/4
26	PEB	gy	301	-	-	8/24/74/74	0/4/4/4

Continued on next page...

Continued from previous page...

Mol	Type	Chain	Res	Link	Chirals	Torsions	Rings
27	CYC	j1	201	-	-	10/25/74/74	0/4/4/4
26	PEB	M6	1001	-	-	8/24/74/74	0/4/4/4
26	PEB	t5	201	-	-	8/24/74/74	0/4/4/4
28	PUB	Y5	1005	-	-	7/24/74/74	0/4/4/4
26	PEB	h8	202	11	-	7/24/74/74	0/4/4/4
26	PEB	U2	201	-	-	8/24/74/74	0/4/4/4
28	PUB	e8	304	-	-	7/24/74/74	0/4/4/4
26	PEB	H9	202	-	-	7/24/74/74	0/4/4/4
26	PEB	fv	201	-	-	8/24/74/74	0/4/4/4
28	PUB	v7	203	-	-	7/24/74/74	0/4/4/4
28	PUB	x6	203	-	-	7/24/74/74	0/4/4/4
26	PEB	e7	202	-	-	7/24/74/74	0/4/4/4
26	PEB	dS	201	-	-	8/24/74/74	0/4/4/4
26	PEB	af	201	-	-	8/24/74/74	0/4/4/4
26	PEB	dU	202	-	-	8/24/74/74	0/4/4/4
26	PEB	y3	202	-	-	8/24/74/74	0/4/4/4
26	PEB	dI	1001	-	-	8/24/74/74	0/4/4/4
26	PEB	b3	502	-	-	8/24/74/74	0/4/4/4
27	CYC	p1	201	-	-	10/25/74/74	0/4/4/4
26	PEB	dW	201	-	-	8/24/74/74	0/4/4/4
26	PEB	bS	202	10	-	8/24/74/74	0/4/4/4
26	PEB	a4	201	-	-	8/24/74/74	0/4/4/4
26	PEB	bx	201	-	-	8/24/74/74	0/4/4/4
26	PEB	ez	1003	-	-	8/24/74/74	0/4/4/4
26	PEB	Q2	1001	-	-	8/24/74/74	0/4/4/4
26	PEB	k8	203	-	-	8/24/74/74	0/4/4/4
26	PEB	bP	201	-	-	8/24/74/74	0/4/4/4
28	PUB	ey	1006	-	-	7/24/74/74	0/4/4/4
26	PEB	do	202	-	-	8/24/74/74	0/4/4/4
26	PEB	ld	201	-	-	8/24/74/74	0/4/4/4
26	PEB	H8	201	-	-	8/24/74/74	0/4/4/4
26	PEB	dc	203	-	-	8/24/74/74	0/4/4/4
26	PEB	T2	201	-	-	8/24/74/74	0/4/4/4
26	PEB	dd	201	-	-	8/24/74/74	0/4/4/4

Continued on next page...

Continued from previous page...

Mol	Type	Chain	Res	Link	Chirals	Torsions	Rings
26	PEB	hE	1001	-	-	8/24/74/74	0/4/4/4
26	PEB	hV	201	-	-	8/24/74/74	0/4/4/4
26	PEB	gx	202	-	-	7/24/74/74	0/4/4/4
26	PEB	fw	202	-	-	7/24/74/74	0/4/4/4
26	PEB	I8	201	-	-	8/24/74/74	0/4/4/4
26	PEB	cT	1001	-	-	8/24/74/74	0/4/4/4
26	PEB	gb	1002	10	-	8/24/74/74	0/4/4/4
26	PEB	aA	201	-	-	8/24/74/74	0/4/4/4
26	PEB	lp	202	-	-	7/24/74/74	0/4/4/4
26	PEB	v5	201	-	-	8/24/74/74	0/4/4/4
26	PEB	q3	1001	-	-	8/24/74/74	0/4/4/4
26	PEB	T8	301	-	-	8/24/74/74	0/4/4/4
28	PUB	cF	202	-	-	7/24/74/74	0/4/4/4
26	PEB	ev	202	-	-	7/24/74/74	0/4/4/4
26	PEB	dp	202	-	-	8/24/74/74	0/4/4/4
26	PEB	t3	202	-	-	7/24/74/74	0/4/4/4
26	PEB	I6	201	-	-	8/24/74/74	0/4/4/4
26	PEB	M2	201	-	-	8/24/74/74	0/4/4/4
26	PEB	cI	202	-	-	8/24/74/74	0/4/4/4
26	PEB	D8	202	-	-	8/24/74/74	0/4/4/4
26	PEB	x9	202	-	-	8/24/74/74	0/4/4/4
26	PEB	f6	201	-	-	8/24/74/74	0/4/4/4
26	PEB	eN	201	-	-	8/24/74/74	0/4/4/4
26	PEB	aF	202	-	-	7/24/74/74	0/4/4/4
26	PEB	F9	202	-	-	7/24/74/74	0/4/4/4
26	PEB	n3	201	-	-	8/24/74/74	0/4/4/4
26	PEB	W2	201	-	-	8/24/74/74	0/4/4/4
26	PEB	q5	202	-	-	8/24/74/74	0/4/4/4
28	PUB	r6	203	11	-	7/24/74/74	0/4/4/4
28	PUB	eD	203	-	-	7/24/74/74	0/4/4/4
26	PEB	cs	202	-	-	7/24/74/74	0/4/4/4
26	PEB	O6	201	-	-	8/24/74/74	0/4/4/4
26	PEB	cB	201	-	-	8/24/74/74	0/4/4/4
28	PUB	U8	1006	-	-	7/24/74/74	0/4/4/4

Continued on next page...

Continued from previous page...

Mol	Type	Chain	Res	Link	Chirals	Torsions	Rings
26	PEB	h6	202	-	-	8/24/74/74	0/4/4/4
26	PEB	q9	202	-	-	8/24/74/74	0/4/4/4
26	PEB	fe	201	-	-	8/24/74/74	0/4/4/4
26	PEB	C8	202	-	-	7/24/74/74	0/4/4/4
26	PEB	q5	201	-	-	8/24/74/74	0/4/4/4
26	PEB	X3	201	-	-	8/24/74/74	0/4/4/4
27	CYC	I1	201	4	-	9/25/74/74	0/4/4/4
28	PUB	Z9	1006	-	-	7/24/74/74	0/4/4/4
26	PEB	i6	202	-	-	8/24/74/74	0/4/4/4
26	PEB	n6	201	-	-	8/24/74/74	0/4/4/4
28	PUB	f3	203	11	-	7/24/74/74	0/4/4/4
26	PEB	dL	202	-	-	7/24/74/74	0/4/4/4
28	PUB	R4	203	-	-	7/24/74/74	0/4/4/4
28	PUB	lt	203	11	-	7/24/74/74	0/4/4/4
26	PEB	i2	201	-	-	8/24/74/74	0/4/4/4
26	PEB	o7	201	-	-	8/24/74/74	0/4/4/4
26	PEB	aC	201	-	-	8/24/74/74	0/4/4/4
26	PEB	s5	201	-	-	8/24/74/74	0/4/4/4
26	PEB	et	201	-	-	8/24/74/74	0/4/4/4
26	PEB	bJ	202	-	-	7/24/74/74	0/4/4/4
28	PUB	n5	203	-	-	7/24/74/74	0/4/4/4
26	PEB	n5	201	-	-	8/24/74/74	0/4/4/4
26	PEB	gm	1001	-	-	8/24/74/74	0/4/4/4
26	PEB	ge	202	-	-	7/24/74/74	0/4/4/4
26	PEB	br	202	-	-	8/24/74/74	0/4/4/4
28	PUB	B9	203	11	-	7/24/74/74	0/4/4/4
28	PUB	x9	203	-	-	7/24/74/74	0/4/4/4
26	PEB	eP	203	-	-	8/24/74/74	0/4/4/4
26	PEB	H9	201	-	-	8/24/74/74	0/4/4/4
27	CYC	c1	201	-	-	10/25/74/74	0/4/4/4
26	PEB	S6	202	-	-	8/24/74/74	0/4/4/4
26	PEB	U4	202	-	-	8/24/74/74	0/4/4/4
26	PEB	lw	203	-	-	7/24/74/74	0/4/4/4
28	PUB	y7	203	-	-	7/24/74/74	0/4/4/4

Continued on next page...

Continued from previous page...

Mol	Type	Chain	Res	Link	Chirals	Torsions	Rings
28	PUB	c8	305	-	-	7/24/74/74	0/4/4/4
26	PEB	d3	301	-	-	8/24/74/74	0/4/4/4
26	PEB	Y3	202	-	-	8/24/74/74	0/4/4/4
26	PEB	aw	202	-	-	8/24/74/74	0/4/4/4
27	CYC	g1	201	-	-	9/25/74/74	0/4/4/4
26	PEB	ac	201	-	-	8/24/74/74	0/4/4/4
26	PEB	ll	201	-	-	8/24/74/74	0/4/4/4
27	CYC	W1	201	-	-	9/25/74/74	0/4/4/4
26	PEB	co	201	-	-	7/24/74/74	0/4/4/4
26	PEB	v6	202	-	-	8/24/74/74	0/4/4/4
26	PEB	d6	202	-	-	8/24/74/74	0/4/4/4
26	PEB	ln	202	-	-	7/24/74/74	0/4/4/4
26	PEB	eX	201	-	-	7/24/74/74	0/4/4/4
26	PEB	lz	402	-	-	8/24/74/74	0/4/4/4
26	PEB	B1	301	-	-	7/24/74/74	0/4/4/4
28	PUB	kV	1003	-	-	7/24/74/74	0/4/4/4
26	PEB	be	201	-	-	8/24/74/74	0/4/4/4
28	PUB	eN	203	-	-	7/24/74/74	0/4/4/4
28	PUB	J5	203	-	-	7/24/74/74	0/4/4/4
26	PEB	M3	202	-	-	8/24/74/74	0/4/4/4
26	PEB	o2	1001	-	-	8/24/74/74	0/4/4/4
26	PEB	J5	201	-	-	8/24/74/74	0/4/4/4
26	PEB	ls	202	-	-	8/24/74/74	0/4/4/4
28	PUB	n7	203	-	-	7/24/74/74	0/4/4/4
26	PEB	fg	202	-	-	8/24/74/74	0/4/4/4
28	PUB	v5	203	-	-	7/24/74/74	0/4/4/4
26	PEB	bc	201	-	-	8/24/74/74	0/4/4/4
26	PEB	cx	201	-	-	8/24/74/74	0/4/4/4
28	PUB	N3	203	-	-	7/24/74/74	0/4/4/4
26	PEB	I7	202	-	-	8/24/74/74	0/4/4/4
26	PEB	at	202	-	-	7/24/74/74	0/4/4/4
28	PUB	lf	203	-	-	7/24/74/74	0/4/4/4
26	PEB	la	1001	-	-	8/24/74/74	0/4/4/4
26	PEB	cG	201	-	-	8/24/74/74	0/4/4/4

Continued on next page...

Continued from previous page...

Mol	Type	Chain	Res	Link	Chirals	Torsions	Rings
26	PEB	y7	202	-	-	7/24/74/74	0/4/4/4
26	PEB	dc	201	-	-	8/24/74/74	0/4/4/4
26	PEB	an	201	-	-	7/24/74/74	0/4/4/4
26	PEB	p4	201	-	-	8/24/74/74	0/4/4/4
26	PEB	aE	201	-	-	8/24/74/74	0/4/4/4
27	CYC	V1	201	-	-	9/25/74/74	0/4/4/4
26	PEB	l4	202	-	-	7/24/74/74	0/4/4/4
26	PEB	g6	202	-	-	8/24/74/74	0/4/4/4
26	PEB	bN	202	-	-	7/24/74/74	0/4/4/4
28	PUB	r7	203	-	-	7/24/74/74	0/4/4/4
26	PEB	aV	202	-	-	8/24/74/74	0/4/4/4
26	PEB	F5	202	-	-	7/24/74/74	0/4/4/4
28	PUB	jP	1003	-	-	7/24/74/74	0/4/4/4
26	PEB	C9	202	-	-	8/24/74/74	0/4/4/4
26	PEB	F9	201	-	-	8/24/74/74	0/4/4/4
26	PEB	M8	202	-	-	8/24/74/74	0/4/4/4
26	PEB	m2	201	-	-	8/24/74/74	0/4/4/4
28	PUB	eF	203	-	-	7/24/74/74	0/4/4/4
28	PUB	y8	203	11	-	7/24/74/74	0/4/4/4
26	PEB	z6	202	-	-	8/24/74/74	0/4/4/4
26	PEB	dH	201	-	-	8/24/74/74	0/4/4/4
26	PEB	J3	202	-	-	7/24/74/74	0/4/4/4
26	PEB	F8	1002	-	-	8/24/74/74	0/4/4/4
26	PEB	A5	203	-	-	7/24/74/74	0/4/4/4
26	PEB	c7	201	-	-	8/24/74/74	0/4/4/4
26	PEB	aE	202	-	-	8/24/74/74	0/4/4/4
26	PEB	y6	203	-	-	8/24/74/74	0/4/4/4
26	PEB	cs	201	-	-	8/24/74/74	0/4/4/4
26	PEB	t5	202	-	-	7/24/74/74	0/4/4/4
26	PEB	R2	202	-	-	8/24/74/74	0/4/4/4
27	CYC	S1	201	-	-	10/25/74/74	0/4/4/4
26	PEB	cu	201	-	-	8/24/74/74	0/4/4/4
26	PEB	P7	202	-	-	7/24/74/74	0/4/4/4
26	PEB	h6	201	-	-	8/24/74/74	0/4/4/4

Continued on next page...

Continued from previous page...

Mol	Type	Chain	Res	Link	Chirals	Torsions	Rings
26	PEB	kV	1001	-	-	8/24/74/74	0/4/4/4
28	PUB	br	203	-	-	7/24/74/74	0/4/4/4
26	PEB	b3	501	-	-	8/24/74/74	0/4/4/4
26	PEB	eF	202	-	-	8/24/74/74	0/4/4/4
26	PEB	ap	202	-	-	7/24/74/74	0/4/4/4
26	PEB	au	202	-	-	8/24/74/74	0/4/4/4
26	PEB	bq	201	-	-	8/24/74/74	0/4/4/4
28	PUB	L3	203	-	-	7/24/74/74	0/4/4/4
26	PEB	hD	202	-	-	7/24/74/74	0/4/4/4
26	PEB	dZ	1001	-	-	8/24/74/74	0/4/4/4
26	PEB	cJ	202	-	-	7/24/74/74	0/4/4/4
26	PEB	bJ	201	-	-	8/24/74/74	0/4/4/4
28	PUB	R3	203	-	-	7/24/74/74	0/4/4/4
26	PEB	o7	202	-	-	8/24/74/74	0/4/4/4
26	PEB	Z6	201	-	-	8/24/74/74	0/4/4/4
26	PEB	eH	201	-	-	8/24/74/74	0/4/4/4
28	PUB	bz	203	-	-	7/24/74/74	0/4/4/4
28	PUB	hT	203	-	-	7/24/74/74	0/4/4/4
26	PEB	bk	201	-	-	8/24/74/74	0/4/4/4
26	PEB	cz	201	-	-	8/24/74/74	0/4/4/4
26	PEB	eA	1002	-	-	8/24/74/74	0/4/4/4
26	PEB	i3	202	10	-	8/24/74/74	0/4/4/4
29	PVN	eY	403	-	1/1/14/18	17/24/74/74	0/4/4/4
26	PEB	jO	1002	-	-	7/24/74/74	0/4/4/4
28	PUB	T8	304	-	-	7/24/74/74	0/4/4/4
28	PUB	L2	203	-	-	7/24/74/74	0/4/4/4
28	PUB	l6	203	-	-	7/24/74/74	0/4/4/4
26	PEB	aB	202	-	-	8/24/74/74	0/4/4/4
26	PEB	ec	202	-	-	7/24/74/74	0/4/4/4
28	PUB	cY	203	-	-	7/24/74/74	0/4/4/4
26	PEB	lj	201	-	-	8/24/74/74	0/4/4/4
26	PEB	A2	1001	-	-	8/24/74/74	0/4/4/4
26	PEB	dC	202	-	-	8/24/74/74	0/4/4/4
26	PEB	kT	1002	-	-	7/24/74/74	0/4/4/4

Continued on next page...

Continued from previous page...

Mol	Type	Chain	Res	Link	Chirals	Torsions	Rings
26	PEB	i3	203	-	-	7/24/74/74	0/4/4/4
26	PEB	y8	202	11	-	7/24/74/74	0/4/4/4
26	PEB	U9	202	-	-	8/24/74/74	0/4/4/4
26	PEB	ev	201	11	-	8/24/74/74	0/4/4/4
26	PEB	em	202	-	-	8/24/74/74	0/4/4/4
26	PEB	aK	1002	-	-	8/24/74/74	0/4/4/4
28	PUB	dX	203	-	-	7/24/74/74	0/4/4/4
26	PEB	ly	403	-	-	8/24/74/74	0/4/4/4
26	PEB	B6	201	-	-	8/24/74/74	0/4/4/4
28	PUB	Z4	203	-	-	7/24/74/74	0/4/4/4
26	PEB	V4	202	-	-	8/24/74/74	0/4/4/4
26	PEB	c4	201	-	-	8/24/74/74	0/4/4/4
26	PEB	Q6	201	-	-	8/24/74/74	0/4/4/4
27	CYC	s1	201	-	-	9/25/74/74	0/4/4/4
26	PEB	R5	201	-	-	8/24/74/74	0/4/4/4
26	PEB	A6	1002	-	-	8/24/74/74	0/4/4/4
29	PVN	aY	403	-	1/1/14/18	14/24/74/74	0/4/4/4
26	PEB	cj	202	-	-	7/24/74/74	0/4/4/4
26	PEB	di	202	-	-	7/24/74/74	0/4/4/4
26	PEB	dF	201	-	-	8/24/74/74	0/4/4/4
26	PEB	e9	303	-	-	8/24/74/74	0/4/4/4
26	PEB	cS	201	-	-	8/24/74/74	0/4/4/4
26	PEB	g2	202	-	-	8/24/74/74	0/4/4/4
26	PEB	lw	201	-	-	8/24/74/74	0/4/4/4
26	PEB	E3	202	-	-	8/24/74/74	0/4/4/4
26	PEB	cl	201	-	-	8/24/74/74	0/4/4/4
26	PEB	f2	201	-	-	8/24/74/74	0/4/4/4
26	PEB	H3	202	-	-	7/24/74/74	0/4/4/4
26	PEB	ao	202	-	-	8/24/74/74	0/4/4/4
26	PEB	z2	201	-	-	8/24/74/74	0/4/4/4
28	PUB	lp	203	-	-	7/24/74/74	0/4/4/4
26	PEB	U2	202	-	-	8/24/74/74	0/4/4/4
26	PEB	cn	201	-	-	7/24/74/74	0/4/4/4
26	PEB	ar	202	-	-	7/24/74/74	0/4/4/4

Continued on next page...

Continued from previous page...

Mol	Type	Chain	Res	Link	Chirals	Torsions	Rings
26	PEB	gw	201	-	-	8/24/74/74	0/4/4/4
26	PEB	W4	201	-	-	8/24/74/74	0/4/4/4
28	PUB	fq	203	-	-	7/24/74/74	0/4/4/4
26	PEB	v7	202	-	-	7/24/74/74	0/4/4/4
26	PEB	h2	201	-	-	8/24/74/74	0/4/4/4
26	PEB	P8	201	-	-	8/24/74/74	0/4/4/4
26	PEB	B5	202	-	-	7/24/74/74	0/4/4/4
26	PEB	K8	201	-	-	8/24/74/74	0/4/4/4
26	PEB	H3	201	-	-	8/24/74/74	0/4/4/4
26	PEB	A2	1003	-	-	7/24/74/74	0/4/4/4
26	PEB	ek	1002	-	-	8/24/74/74	0/4/4/4
26	PEB	eh	202	-	-	8/24/74/74	0/4/4/4
26	PEB	bb	201	-	-	8/24/74/74	0/4/4/4
26	PEB	M8	201	-	-	8/24/74/74	0/4/4/4
26	PEB	jP	1002	-	-	7/24/74/74	0/4/4/4
26	PEB	lh	202	-	-	7/24/74/74	0/4/4/4
26	PEB	fi	202	-	-	7/24/74/74	0/4/4/4
28	PUB	t9	203	11	-	7/24/74/74	0/4/4/4
28	PUB	et	203	-	-	7/24/74/74	0/4/4/4
26	PEB	m5	1002	-	-	8/24/74/74	0/4/4/4
26	PEB	24	401	-	-	8/24/74/74	0/4/4/4
26	PEB	M7	1003	-	-	8/24/74/74	0/4/4/4
26	PEB	w2	201	-	-	8/24/74/74	0/4/4/4
26	PEB	et	202	-	-	7/24/74/74	0/4/4/4
26	PEB	k4	201	-	-	8/24/74/74	0/4/4/4
28	PUB	z6	203	-	-	7/24/74/74	0/4/4/4
26	PEB	gv	201	-	-	8/24/74/74	0/4/4/4
26	PEB	eJ	201	-	-	8/24/74/74	0/4/4/4
26	PEB	bB	201	-	-	8/24/74/74	0/4/4/4
26	PEB	g3	202	-	-	8/24/74/74	0/4/4/4
26	PEB	dG	202	-	-	8/24/74/74	0/4/4/4
28	PUB	C2	305	-	-	7/24/74/74	0/4/4/4
26	PEB	dT	201	-	-	8/24/74/74	0/4/4/4
26	PEB	V7	201	-	-	8/24/74/74	0/4/4/4

Continued on next page...

Continued from previous page...

Mol	Type	Chain	Res	Link	Chirals	Torsions	Rings
26	PEB	P4	201	-	-	8/24/74/74	0/4/4/4
26	PEB	A5	201	-	-	8/24/74/74	0/4/4/4
26	PEB	ca	1001	-	-	8/24/74/74	0/4/4/4
26	PEB	z5	201	-	-	8/24/74/74	0/4/4/4
26	PEB	j6	201	-	-	8/24/74/74	0/4/4/4
26	PEB	gh	201	-	-	8/24/74/74	0/4/4/4
28	PUB	bY	1006	-	-	7/24/74/74	0/4/4/4
26	PEB	aD	201	-	-	8/24/74/74	0/4/4/4
28	PUB	V5	203	-	-	7/24/74/74	0/4/4/4
28	PUB	R6	203	11	-	7/24/74/74	0/4/4/4
26	PEB	gm	1002	-	-	8/24/74/74	0/4/4/4
29	PVN	b8	1004	-	1/1/14/18	17/24/74/74	0/4/4/4
26	PEB	r6	202	-	-	8/24/74/74	0/4/4/4
28	PUB	bV	203	-	-	7/24/74/74	0/4/4/4
28	PUB	cE	203	-	-	7/24/74/74	0/4/4/4
27	CYC	N1	201	-	-	9/25/74/74	0/4/4/4
26	PEB	D4	202	-	-	7/24/74/74	0/4/4/4
26	PEB	cN	201	-	-	8/24/74/74	0/4/4/4
26	PEB	bv	201	-	-	8/24/74/74	0/4/4/4
28	PUB	fi	203	-	-	7/24/74/74	0/4/4/4
26	PEB	aP	201	-	-	8/24/74/74	0/4/4/4
26	PEB	de	201	-	-	8/24/74/74	0/4/4/4
28	PUB	dP	203	-	-	7/24/74/74	0/4/4/4
26	PEB	em	201	-	-	8/24/74/74	0/4/4/4
28	PUB	T5	202	-	-	7/24/74/74	0/4/4/4
28	PUB	L9	203	-	-	7/24/74/74	0/4/4/4
26	PEB	u3	201	-	-	8/24/74/74	0/4/4/4
26	PEB	y9	1002	-	-	8/24/74/74	0/4/4/4
26	PEB	k9	201	-	-	8/24/74/74	0/4/4/4
26	PEB	H5	201	-	-	8/24/74/74	0/4/4/4
27	CYC	o1	1001	-	-	9/25/74/74	0/4/4/4
26	PEB	x6	202	-	-	8/24/74/74	0/4/4/4
26	PEB	ds	201	-	-	8/24/74/74	0/4/4/4
26	PEB	t4	202	-	-	8/24/74/74	0/4/4/4

Continued on next page...

Continued from previous page...

Mol	Type	Chain	Res	Link	Chirals	Torsions	Rings
26	PEB	la	1002	-	-	8/24/74/74	0/4/4/4
26	PEB	fk	202	-	-	8/24/74/74	0/4/4/4
26	PEB	de	202	-	-	8/24/74/74	0/4/4/4
26	PEB	dM	1002	-	-	8/24/74/74	0/4/4/4
26	PEB	ea	202	-	-	8/24/74/74	0/4/4/4
26	PEB	aW	301	-	-	8/24/74/74	0/4/4/4
26	PEB	c6	201	-	-	8/24/74/74	0/4/4/4
26	PEB	N4	202	-	-	8/24/74/74	0/4/4/4
26	PEB	jK	1001	-	-	8/24/74/74	0/4/4/4
28	PUB	gy	306	-	-	7/24/74/74	0/4/4/4
28	PUB	aN	203	-	-	7/24/74/74	0/4/4/4
26	PEB	H7	202	-	-	7/24/74/74	0/4/4/4
26	PEB	L8	202	-	-	8/24/74/74	0/4/4/4
26	PEB	C7	202	-	-	8/24/74/74	0/4/4/4
28	PUB	O8	203	-	-	7/24/74/74	0/4/4/4
26	PEB	A9	201	-	-	8/24/74/74	0/4/4/4
28	PUB	E8	203	-	-	7/24/74/74	0/4/4/4
26	PEB	F3	201	-	-	8/24/74/74	0/4/4/4
28	PUB	X7	203	-	-	7/24/74/74	0/4/4/4
28	PUB	F2	203	-	-	7/24/74/74	0/4/4/4
28	PUB	gr	202	-	-	7/24/74/74	0/4/4/4
26	PEB	J3	201	-	-	8/24/74/74	0/4/4/4
29	PVN	U8	1004	-	1/1/14/18	10/24/74/74	0/4/4/4
26	PEB	N5	201	-	-	8/24/74/74	0/4/4/4
26	PEB	T3	202	-	-	7/24/74/74	0/4/4/4
27	CYC	H1	201	-	-	10/25/74/74	0/4/4/4
26	PEB	dz	401	-	-	8/24/74/74	0/4/4/4
28	PUB	jI	1003	-	-	7/24/74/74	0/4/4/4
26	PEB	eB	202	-	-	8/24/74/74	0/4/4/4
26	PEB	ei	202	-	-	7/24/74/74	0/4/4/4
28	PUB	eb	202	-	-	7/24/74/74	0/4/4/4
26	PEB	J6	201	-	-	8/24/74/74	0/4/4/4
26	PEB	ek	1001	-	-	8/24/74/74	0/4/4/4
26	PEB	eN	202	-	-	7/24/74/74	0/4/4/4

Continued on next page...

Continued from previous page...

Mol	Type	Chain	Res	Link	Chirals	Torsions	Rings
26	PEB	eO	201	-	-	8/24/74/74	0/4/4/4
26	PEB	s2	201	-	-	8/24/74/74	0/4/4/4
26	PEB	s4	201	-	-	8/24/74/74	0/4/4/4
28	PUB	x3	203	11	-	7/24/74/74	0/4/4/4
26	PEB	y5	1002	-	-	8/24/74/74	0/4/4/4
26	PEB	r7	201	-	-	8/24/74/74	0/4/4/4
26	PEB	fb	201	-	-	8/24/74/74	0/4/4/4
26	PEB	x5	201	-	-	8/24/74/74	0/4/4/4
26	PEB	iF	1002	-	-	8/24/74/74	0/4/4/4
26	PEB	Z5	303	-	-	8/24/74/74	0/4/4/4
26	PEB	aN	202	-	-	8/24/74/74	0/4/4/4
28	PUB	hD	203	-	-	7/24/74/74	0/4/4/4
26	PEB	a3	1002	-	-	8/24/74/74	0/4/4/4
26	PEB	m3	201	-	-	8/24/74/74	0/4/4/4
26	PEB	aY	406	-	-	8/24/74/74	0/4/4/4
26	PEB	m9	1001	-	-	8/24/74/74	0/4/4/4
28	PUB	cN	202	-	-	7/24/74/74	0/4/4/4
28	PUB	dD	203	-	-	7/24/74/74	0/4/4/4
26	PEB	dY	201	-	-	8/24/74/74	0/4/4/4
26	PEB	A8	201	-	-	8/24/74/74	0/4/4/4
28	PUB	an	202	-	-	7/24/74/74	0/4/4/4
26	PEB	eH	202	-	-	8/24/74/74	0/4/4/4
26	PEB	b8	1001	-	-	8/24/74/74	0/4/4/4
28	PUB	dh	203	-	-	7/24/74/74	0/4/4/4
26	PEB	cq	202	-	-	7/24/74/74	0/4/4/4
26	PEB	bo	202	-	-	8/24/74/74	0/4/4/4
26	PEB	i8	201	-	-	8/24/74/74	0/4/4/4
26	PEB	kR	1001	-	-	8/24/74/74	0/4/4/4
28	PUB	eP	204	-	-	7/24/74/74	0/4/4/4
26	PEB	R7	201	-	-	8/24/74/74	0/4/4/4
26	PEB	li	202	-	-	8/24/74/74	0/4/4/4
26	PEB	ck	201	-	-	8/24/74/74	0/4/4/4
26	PEB	ej	201	-	-	8/24/74/74	0/4/4/4
28	PUB	v3	203	-	-	7/24/74/74	0/4/4/4

Continued on next page...

Continued from previous page...

Mol	Type	Chain	Res	Link	Chirals	Torsions	Rings
26	PEB	c7	202	-	-	7/24/74/74	0/4/4/4
26	PEB	a9	603	-	-	8/24/74/74	0/4/4/4
26	PEB	K4	202	-	-	8/24/74/74	0/4/4/4
28	PUB	jJ	1003	-	-	7/24/74/74	0/4/4/4
28	PUB	b8	1005	12	-	7/24/74/74	0/4/4/4
28	PUB	dV	203	-	-	7/24/74/74	0/4/4/4
26	PEB	b9	404	-	-	8/24/74/74	0/4/4/4
28	PUB	R9	203	-	-	7/24/74/74	0/4/4/4
26	PEB	R3	201	-	-	8/24/74/74	0/4/4/4
26	PEB	bK	1001	-	-	8/24/74/74	0/4/4/4
28	PUB	iH	1002	-	-	7/24/74/74	0/4/4/4
26	PEB	cW	202	-	-	8/24/74/74	0/4/4/4
26	PEB	x6	201	-	-	8/24/74/74	0/4/4/4
26	PEB	i7	201	-	-	8/24/74/74	0/4/4/4
26	PEB	F4	201	-	-	8/24/74/74	0/4/4/4
26	PEB	Q7	202	-	-	8/24/74/74	0/4/4/4
26	PEB	l8	201	-	-	8/24/74/74	0/4/4/4
28	PUB	j3	202	-	-	7/24/74/74	0/4/4/4
28	PUB	Z5	305	-	-	7/24/74/74	0/4/4/4
26	PEB	g5	201	-	-	8/24/74/74	0/4/4/4
26	PEB	O3	1002	-	-	8/24/74/74	0/4/4/4
26	PEB	h9	202	-	-	8/24/74/74	0/4/4/4
26	PEB	hL	201	-	-	8/24/74/74	0/4/4/4
28	PUB	l3	202	-	-	7/24/74/74	0/4/4/4
26	PEB	bA	202	-	-	8/24/74/74	0/4/4/4
26	PEB	M7	1002	26	-	8/24/74/74	0/4/4/4
26	PEB	X4	202	-	-	8/24/74/74	0/4/4/4
27	CYC	Y1	201	-	-	10/25/74/74	0/4/4/4
28	PUB	aZ	305	-	-	7/24/74/74	0/4/4/4
26	PEB	L2	202	-	-	7/24/74/74	0/4/4/4
28	PUB	b6	203	-	-	7/24/74/74	0/4/4/4
26	PEB	bF	201	-	-	8/24/74/74	0/4/4/4
28	PUB	P2	203	-	-	7/24/74/74	0/4/4/4
26	PEB	i4	201	-	-	8/24/74/74	0/4/4/4

Continued on next page...

Continued from previous page...

Mol	Type	Chain	Res	Link	Chirals	Torsions	Rings
26	PEB	lf	202	-	-	7/24/74/74	0/4/4/4
26	PEB	u2	201	-	-	8/24/74/74	0/4/4/4
27	CYC	k1	201	-	-	9/25/74/74	0/4/4/4
26	PEB	dm	202	-	-	8/24/74/74	0/4/4/4
28	PUB	hX	203	-	-	7/24/74/74	0/4/4/4
26	PEB	en	201	-	-	8/24/74/74	0/4/4/4
28	PUB	V4	203	-	-	7/24/74/74	0/4/4/4
28	PUB	ga	203	-	-	7/24/74/74	0/4/4/4
28	PUB	H7	203	-	-	7/24/74/74	0/4/4/4
26	PEB	E9	202	-	-	8/24/74/74	0/4/4/4
28	PUB	dY	203	-	-	7/24/74/74	0/4/4/4
26	PEB	C4	1002	-	-	8/24/74/74	0/4/4/4
26	PEB	eg	202	-	-	7/24/74/74	0/4/4/4
26	PEB	g7	201	-	-	8/24/74/74	0/4/4/4
28	PUB	D9	203	-	-	7/24/74/74	0/4/4/4
26	PEB	gz	303	-	-	8/24/74/74	0/4/4/4
26	PEB	O9	201	-	-	8/24/74/74	0/4/4/4
26	PEB	Y4	201	-	-	8/24/74/74	0/4/4/4
26	PEB	l9	202	-	-	8/24/74/74	0/4/4/4
26	PEB	hF	201	-	-	8/24/74/74	0/4/4/4
26	PEB	p4	202	-	-	7/24/74/74	0/4/4/4
26	PEB	hG	201	-	-	7/24/74/74	0/4/4/4
26	PEB	G3	201	-	-	8/24/74/74	0/4/4/4
26	PEB	aR	201	-	-	8/24/74/74	0/4/4/4
26	PEB	aV	201	-	-	8/24/74/74	0/4/4/4
27	CYC	u1	1001	-	-	9/25/74/74	0/4/4/4
28	PUB	gn	203	-	-	7/24/74/74	0/4/4/4
26	PEB	S9	201	-	-	8/24/74/74	0/4/4/4
29	PVN	bY	1004	-	1/1/14/18	14/24/74/74	0/4/4/4
26	PEB	z3	201	-	-	8/24/74/74	0/4/4/4
26	PEB	eD	201	-	-	8/24/74/74	0/4/4/4
26	PEB	bZ	301	-	-	8/24/74/74	0/4/4/4
26	PEB	p9	202	-	-	8/24/74/74	0/4/4/4
26	PEB	hN	201	-	-	8/24/74/74	0/4/4/4

Continued on next page...

Continued from previous page...

Mol	Type	Chain	Res	Link	Chirals	Torsions	Rings
26	PEB	f7	201	-	-	8/24/74/74	0/4/4/4
28	PUB	hR	203	-	-	7/24/74/74	0/4/4/4
26	PEB	hA	202	-	-	8/24/74/74	0/4/4/4
26	PEB	gp	201	-	-	8/24/74/74	0/4/4/4
26	PEB	J8	201	-	-	8/24/74/74	0/4/4/4
26	PEB	jM	1002	-	-	7/24/74/74	0/4/4/4
26	PEB	dt	201	-	-	8/24/74/74	0/4/4/4
26	PEB	hC	202	-	-	8/24/74/74	0/4/4/4
28	PUB	gt	203	-	-	7/24/74/74	0/4/4/4
26	PEB	lo	203	-	-	7/24/74/74	0/4/4/4
26	PEB	hB	202	-	-	7/24/74/74	0/4/4/4
26	PEB	as	201	-	-	8/24/74/74	0/4/4/4
26	PEB	q2	202	-	-	8/24/74/74	0/4/4/4
26	PEB	L3	202	-	-	7/24/74/74	0/4/4/4
26	PEB	h7	201	-	-	8/24/74/74	0/4/4/4
26	PEB	Y7	1003	-	-	7/24/74/74	0/4/4/4
26	PEB	bQ	202	-	-	8/24/74/74	0/4/4/4
26	PEB	G7	201	10	-	8/24/74/74	0/4/4/4
26	PEB	lq	203	-	-	8/24/74/74	0/4/4/4
28	PUB	b7	202	-	-	7/24/74/74	0/4/4/4
26	PEB	V5	201	-	-	8/24/74/74	0/4/4/4
28	PUB	fs	203	-	-	7/24/74/74	0/4/4/4
26	PEB	B9	201	-	-	8/24/74/74	0/4/4/4
26	PEB	E7	201	10	-	8/24/74/74	0/4/4/4
28	PUB	t4	203	-	-	7/24/74/74	0/4/4/4
26	PEB	q2	201	-	-	8/24/74/74	0/4/4/4
26	PEB	q6	201	-	-	8/24/74/74	0/4/4/4
26	PEB	eB	201	-	-	8/24/74/74	0/4/4/4
26	PEB	l6	202	-	-	8/24/74/74	0/4/4/4
26	PEB	kX	1001	-	-	8/24/74/74	0/4/4/4
26	PEB	iF	1001	-	-	8/24/74/74	0/4/4/4
27	CYC	M1	1001	-	-	10/25/74/74	0/4/4/4
26	PEB	Y8	201	-	-	8/24/74/74	0/4/4/4
28	PUB	t3	203	11	-	7/24/74/74	0/4/4/4

Continued on next page...

Continued from previous page...

Mol	Type	Chain	Res	Link	Chirals	Torsions	Rings
27	CYC	m1	201	-	-	9/25/74/74	0/4/4/4
26	PEB	g3	201	-	-	8/24/74/74	0/4/4/4
26	PEB	r2	202	-	-	8/24/74/74	0/4/4/4
26	PEB	cA	201	-	-	8/24/74/74	0/4/4/4
26	PEB	r8	202	-	-	8/24/74/74	0/4/4/4
26	PEB	I3	202	-	-	8/24/74/74	0/4/4/4
26	PEB	j2	202	-	-	7/24/74/74	0/4/4/4
28	PUB	T2	203	-	-	7/24/74/74	0/4/4/4
26	PEB	R6	202	-	-	7/24/74/74	0/4/4/4
26	PEB	q4	202	-	-	8/24/74/74	0/4/4/4
28	PUB	a7	203	-	-	7/24/74/74	0/4/4/4
26	PEB	M6	1002	-	-	8/24/74/74	0/4/4/4
26	PEB	eE	201	-	-	8/24/74/74	0/4/4/4
26	PEB	O2	201	-	-	8/24/74/74	0/4/4/4
26	PEB	n7	201	-	-	8/24/74/74	0/4/4/4
26	PEB	dP	202	-	-	8/24/74/74	0/4/4/4
27	CYC	i1	1001	-	-	9/25/74/74	0/4/4/4
26	PEB	u3	202	-	-	8/24/74/74	0/4/4/4
26	PEB	lf	201	-	-	8/24/74/74	0/4/4/4
26	PEB	cg	201	-	-	8/24/74/74	0/4/4/4
26	PEB	cC	1002	-	-	8/24/74/74	0/4/4/4
26	PEB	K8	202	-	-	8/24/74/74	0/4/4/4
29	PVN	lz	403	-	1/1/14/18	15/24/74/74	0/4/4/4
26	PEB	T4	201	-	-	8/24/74/74	0/4/4/4
26	PEB	kU	1001	-	-	8/24/74/74	0/4/4/4
26	PEB	fd	301	-	-	8/24/74/74	0/4/4/4
28	PUB	X4	203	-	-	7/24/74/74	0/4/4/4
26	PEB	C9	201	-	-	8/24/74/74	0/4/4/4
26	PEB	bT	201	-	-	7/24/74/74	0/4/4/4
26	PEB	u9	202	-	-	8/24/74/74	0/4/4/4
26	PEB	Z7	202	-	-	7/24/74/74	0/4/4/4
26	PEB	dN	201	-	-	8/24/74/74	0/4/4/4
27	CYC	S1	202	-	-	10/25/74/74	0/4/4/4
26	PEB	dn	201	-	-	8/24/74/74	0/4/4/4

Continued on next page...

Continued from previous page...

Mol	Type	Chain	Res	Link	Chirals	Torsions	Rings
26	PEB	eT	202	-	-	8/24/74/74	0/4/4/4
26	PEB	E8	202	-	-	8/24/74/74	0/4/4/4
28	PUB	T6	203	-	-	7/24/74/74	0/4/4/4
28	PUB	hH	203	-	-	7/24/74/74	0/4/4/4
26	PEB	iA	1002	-	-	8/24/74/74	0/4/4/4
26	PEB	li	201	-	-	8/24/74/74	0/4/4/4
26	PEB	fn	1001	-	-	8/24/74/74	0/4/4/4
26	PEB	F2	202	-	-	8/24/74/74	0/4/4/4
26	PEB	db	201	-	-	8/24/74/74	0/4/4/4
26	PEB	p3	201	-	-	8/24/74/74	0/4/4/4
28	PUB	ff	203	-	-	7/24/74/74	0/4/4/4
26	PEB	o5	201	-	-	8/24/74/74	0/4/4/4
26	PEB	cT	1002	-	-	8/24/74/74	0/4/4/4
28	PUB	H5	202	-	-	7/24/74/74	0/4/4/4
26	PEB	cM	201	-	-	8/24/74/74	0/4/4/4
26	PEB	fd	302	-	-	8/24/74/74	0/4/4/4
28	PUB	p2	203	-	-	7/24/74/74	0/4/4/4
26	PEB	bB	202	-	-	7/24/74/74	0/4/4/4
26	PEB	o6	202	-	-	8/24/74/74	0/4/4/4
26	PEB	bX	401	-	-	8/24/74/74	0/4/4/4
26	PEB	D8	201	-	-	8/24/74/74	0/4/4/4
26	PEB	iD	1002	-	-	7/24/74/74	0/4/4/4
26	PEB	V4	201	-	-	8/24/74/74	0/4/4/4
27	CYC	a2	902	-	-	10/25/74/74	0/4/4/4
26	PEB	u7	201	-	-	8/24/74/74	0/4/4/4
26	PEB	k6	1002	-	-	8/24/74/74	0/4/4/4
26	PEB	bY	1003	-	-	8/24/74/74	0/4/4/4
26	PEB	gp	202	-	-	7/24/74/74	0/4/4/4
26	PEB	G4	201	-	-	8/24/74/74	0/4/4/4
26	PEB	aF	201	-	-	8/24/74/74	0/4/4/4
28	PUB	J9	203	-	-	7/24/74/74	0/4/4/4
26	PEB	o5	202	-	-	8/24/74/74	0/4/4/4
28	PUB	aT	203	11	-	7/24/74/74	0/4/4/4
26	PEB	bz	201	-	-	8/24/74/74	0/4/4/4

Continued on next page...

Continued from previous page...

Mol	Type	Chain	Res	Link	Chirals	Torsions	Rings
26	PEB	C6	202	-	-	8/24/74/74	0/4/4/4
26	PEB	z7	202	-	-	7/24/74/74	0/4/4/4
26	PEB	ci	201	-	-	8/24/74/74	0/4/4/4
26	PEB	eo	202	-	-	8/24/74/74	0/4/4/4
26	PEB	bA	201	-	-	8/24/74/74	0/4/4/4
26	PEB	V5	202	-	-	7/24/74/74	0/4/4/4
26	PEB	S5	201	-	-	8/24/74/74	0/4/4/4
28	PUB	x2	202	-	-	7/24/74/74	0/4/4/4
26	PEB	eb	201	-	-	8/24/74/74	0/4/4/4
28	PUB	cQ	202	-	-	7/24/74/74	0/4/4/4
26	PEB	cE	202	-	-	7/24/74/74	0/4/4/4
26	PEB	q8	201	-	-	8/24/74/74	0/4/4/4
26	PEB	W8	201	-	-	8/24/74/74	0/4/4/4
26	PEB	hS	201	-	-	8/24/74/74	0/4/4/4
26	PEB	cv	201	-	-	8/24/74/74	0/4/4/4
26	PEB	d7	201	-	-	8/24/74/74	0/4/4/4
26	PEB	fx	201	-	-	8/24/74/74	0/4/4/4
26	PEB	D7	202	-	-	7/24/74/74	0/4/4/4
26	PEB	T9	201	-	-	8/24/74/74	0/4/4/4
26	PEB	hT	202	11	-	7/24/74/74	0/4/4/4
28	PUB	n2	203	-	-	7/24/74/74	0/4/4/4
26	PEB	i6	201	10	-	8/24/74/74	0/4/4/4
26	PEB	ct	202	-	-	8/24/74/74	0/4/4/4
26	PEB	h3	201	-	-	7/24/74/74	0/4/4/4
26	PEB	y4	1001	-	-	8/24/74/74	0/4/4/4
26	PEB	ak	201	-	-	8/24/74/74	0/4/4/4
26	PEB	q4	201	-	-	8/24/74/74	0/4/4/4
26	PEB	W4	202	-	-	8/24/74/74	0/4/4/4
26	PEB	cc	201	-	-	8/24/74/74	0/4/4/4
26	PEB	eA	1001	-	-	8/24/74/74	0/4/4/4
26	PEB	G8	202	-	-	8/24/74/74	0/4/4/4
26	PEB	eV	202	-	-	7/24/74/74	0/4/4/4
28	PUB	lb	203	-	-	7/24/74/74	0/4/4/4
26	PEB	i9	201	-	-	8/24/74/74	0/4/4/4

Continued on next page...

Continued from previous page...

Mol	Type	Chain	Res	Link	Chirals	Torsions	Rings
28	PUB	44	305	-	-	7/24/74/74	0/4/4/4
26	PEB	ap	201	-	-	8/24/74/74	0/4/4/4
26	PEB	w5	201	-	-	8/24/74/74	0/4/4/4
26	PEB	fd	303	-	-	8/24/74/74	0/4/4/4
26	PEB	l8	202	-	-	8/24/74/74	0/4/4/4
26	PEB	fq	201	-	-	8/24/74/74	0/4/4/4
26	PEB	gi	201	-	-	8/24/74/74	0/4/4/4
28	PUB	n4	203	-	-	7/24/74/74	0/4/4/4
26	PEB	ai	201	-	-	8/24/74/74	0/4/4/4
28	PUB	cB	203	-	-	7/24/74/74	0/4/4/4
28	PUB	P5	202	-	-	7/24/74/74	0/4/4/4
26	PEB	O8	202	-	-	8/24/74/74	0/4/4/4
26	PEB	d9	301	-	-	8/24/74/74	0/4/4/4
26	PEB	j4	201	-	-	8/24/74/74	0/4/4/4
26	PEB	cX	202	-	-	8/24/74/74	0/4/4/4
28	PUB	kS	1003	-	-	7/24/74/74	0/4/4/4
28	PUB	kW	1003	-	-	7/24/74/74	0/4/4/4
26	PEB	X8	201	-	-	8/24/74/74	0/4/4/4
26	PEB	lr	201	-	-	8/24/74/74	0/4/4/4
26	PEB	ay	1002	-	-	8/24/74/74	0/4/4/4
26	PEB	dy	401	-	-	8/24/74/74	0/4/4/4
26	PEB	ly	402	-	-	8/24/74/74	0/4/4/4
26	PEB	hJ	201	-	-	8/24/74/74	0/4/4/4
28	PUB	44	304	-	-	7/24/74/74	0/4/4/4
28	PUB	aP	203	-	-	7/24/74/74	0/4/4/4
26	PEB	cQ	201	-	-	8/24/74/74	0/4/4/4
28	PUB	a6	203	-	-	7/24/74/74	0/4/4/4
26	PEB	fo	202	-	-	7/24/74/74	0/4/4/4
28	PUB	ee	203	-	-	7/24/74/74	0/4/4/4
26	PEB	f8	201	-	-	8/24/74/74	0/4/4/4
26	PEB	gg	201	-	-	8/24/74/74	0/4/4/4
26	PEB	b6	202	-	-	8/24/74/74	0/4/4/4
26	PEB	h9	201	-	-	8/24/74/74	0/4/4/4
26	PEB	t9	201	-	-	8/24/74/74	0/4/4/4

Continued on next page...

Continued from previous page...

Mol	Type	Chain	Res	Link	Chirals	Torsions	Rings
26	PEB	F6	201	-	-	8/24/74/74	0/4/4/4
28	PUB	Z7	203	11	-	7/24/74/74	0/4/4/4
28	PUB	gk	203	-	-	7/24/74/74	0/4/4/4
26	PEB	x3	202	-	-	7/24/74/74	0/4/4/4
28	PUB	eZ	404	-	-	7/24/74/74	0/4/4/4
26	PEB	gk	201	-	-	8/24/74/74	0/4/4/4
26	PEB	ch	202	-	-	7/24/74/74	0/4/4/4
26	PEB	ad	201	-	-	8/24/74/74	0/4/4/4
26	PEB	p7	201	-	-	7/24/74/74	0/4/4/4
27	CYC	e1	201	-	-	9/25/74/74	0/4/4/4
26	PEB	Z6	202	-	-	8/24/74/74	0/4/4/4
28	PUB	u6	203	-	-	7/24/74/74	0/4/4/4
26	PEB	E4	202	-	-	8/24/74/74	0/4/4/4
26	PEB	dJ	201	-	-	8/24/74/74	0/4/4/4
28	PUB	bq	203	11	-	7/24/74/74	0/4/4/4
28	PUB	dw	405	-	-	7/24/74/74	0/4/4/4
26	PEB	b4	1001	-	-	8/24/74/74	0/4/4/4
26	PEB	f3	202	-	-	7/24/74/74	0/4/4/4
26	PEB	H4	202	-	-	8/24/74/74	0/4/4/4
28	PUB	D6	202	11	-	7/24/74/74	0/4/4/4
26	PEB	cm	1002	10	-	8/24/74/74	0/4/4/4
28	PUB	iC	1003	-	-	7/24/74/74	0/4/4/4
26	PEB	fb	202	-	-	8/24/74/74	0/4/4/4
26	PEB	dY	202	-	-	7/24/74/74	0/4/4/4
27	CYC	a2	901	-	-	10/25/74/74	0/4/4/4
28	PUB	eT	203	-	-	7/24/74/74	0/4/4/4
26	PEB	Q4	201	-	-	8/24/74/74	0/4/4/4
26	PEB	dH	202	-	-	8/24/74/74	0/4/4/4
26	PEB	I3	201	-	-	8/24/74/74	0/4/4/4
26	PEB	D9	202	-	-	7/24/74/74	0/4/4/4
26	PEB	U5	202	-	-	8/24/74/74	0/4/4/4
26	PEB	z7	201	-	-	8/24/74/74	0/4/4/4
26	PEB	S2	202	-	-	8/24/74/74	0/4/4/4
26	PEB	eo	201	-	-	8/24/74/74	0/4/4/4

Continued on next page...

Continued from previous page...

Mol	Type	Chain	Res	Link	Chirals	Torsions	Rings
26	PEB	fh	1001	-	-	8/24/74/74	0/4/4/4
26	PEB	dr	202	-	-	8/24/74/74	0/4/4/4
28	PUB	Z2	203	-	-	7/24/74/74	0/4/4/4
26	PEB	V8	1001	-	-	8/24/74/74	0/4/4/4
28	PUB	jN	1003	-	-	7/24/74/74	0/4/4/4
28	PUB	C2	304	-	-	7/24/74/74	0/4/4/4
26	PEB	lt	201	-	-	8/24/74/74	0/4/4/4
28	PUB	lh	203	-	-	7/24/74/74	0/4/4/4
26	PEB	a8	601	-	-	8/24/74/74	0/4/4/4
26	PEB	fp	201	-	-	8/24/74/74	0/4/4/4
28	PUB	dN	203	-	-	7/24/74/74	0/4/4/4
26	PEB	a9	601	-	-	8/24/74/74	0/4/4/4
26	PEB	jO	1001	-	-	8/24/74/74	0/4/4/4
26	PEB	fi	201	-	-	8/24/74/74	0/4/4/4
26	PEB	E2	1001	-	-	8/24/74/74	0/4/4/4
28	PUB	iG	1002	-	-	7/24/74/74	0/4/4/4
28	PUB	N9	203	-	-	7/24/74/74	0/4/4/4
26	PEB	dV	202	-	-	7/24/74/74	0/4/4/4
26	PEB	hM	1001	-	-	8/24/74/74	0/4/4/4
26	PEB	fx	202	-	-	8/24/74/74	0/4/4/4
26	PEB	dP	201	-	-	8/24/74/74	0/4/4/4
26	PEB	fs	201	-	-	8/24/74/74	0/4/4/4
28	PUB	X3	202	-	-	7/24/74/74	0/4/4/4
26	PEB	L9	201	-	-	8/24/74/74	0/4/4/4
26	PEB	Y9	301	-	-	8/24/74/74	0/4/4/4
26	PEB	U3	201	-	-	8/24/74/74	0/4/4/4
28	PUB	bF	203	-	-	7/24/74/74	0/4/4/4
26	PEB	i7	202	-	-	8/24/74/74	0/4/4/4
26	PEB	aK	1001	-	-	8/24/74/74	0/4/4/4
26	PEB	e2	201	-	-	8/24/74/74	0/4/4/4
26	PEB	n9	401	11	-	8/24/74/74	0/4/4/4
28	PUB	A2	1005	-	-	7/24/74/74	0/4/4/4
26	PEB	gt	202	-	-	7/24/74/74	0/4/4/4
28	PUB	lx	201	-	-	7/24/74/74	0/4/4/4

Continued on next page...

Continued from previous page...

Mol	Type	Chain	Res	Link	Chirals	Torsions	Rings
26	PEB	N4	201	-	-	8/24/74/74	0/4/4/4
26	PEB	h7	202	-	-	8/24/74/74	0/4/4/4
29	PVN	e9	304	-	1/1/14/18	14/24/74/74	0/4/4/4
26	PEB	j7	201	-	-	8/24/74/74	0/4/4/4
26	PEB	B6	202	-	-	7/24/74/74	0/4/4/4
26	PEB	eQ	202	-	-	8/24/74/74	0/4/4/4
26	PEB	bC	201	-	-	8/24/74/74	0/4/4/4
26	PEB	hC	201	-	-	8/24/74/74	0/4/4/4
26	PEB	S4	201	-	-	8/24/74/74	0/4/4/4
28	PUB	hG	202	-	-	7/24/74/74	0/4/4/4
26	PEB	B9	202	-	-	7/24/74/74	0/4/4/4
26	PEB	fs	202	-	-	7/24/74/74	0/4/4/4
26	PEB	bL	202	-	-	7/24/74/74	0/4/4/4
26	PEB	ea	203	-	-	7/24/74/74	0/4/4/4
26	PEB	ec	201	-	-	8/24/74/74	0/4/4/4
26	PEB	ag	201	-	-	8/24/74/74	0/4/4/4
26	PEB	cK	202	-	-	8/24/74/74	0/4/4/4
26	PEB	hI	202	-	-	8/24/74/74	0/4/4/4
28	PUB	z3	203	-	-	7/24/74/74	0/4/4/4
26	PEB	r5	201	-	-	8/24/74/74	0/4/4/4
26	PEB	v4	201	-	-	8/24/74/74	0/4/4/4
28	PUB	C8	203	-	-	7/24/74/74	0/4/4/4
26	PEB	bh	201	-	-	8/24/74/74	0/4/4/4
28	PUB	n3	203	-	-	7/24/74/74	0/4/4/4
26	PEB	t8	202	-	-	8/24/74/74	0/4/4/4
26	PEB	dx	404	-	-	8/24/74/74	0/4/4/4
26	PEB	p3	202	-	-	7/24/74/74	0/4/4/4
28	PUB	bY	1005	-	-	7/24/74/74	0/4/4/4
28	PUB	co	202	-	-	7/24/74/74	0/4/4/4
26	PEB	l2	202	-	-	7/24/74/74	0/4/4/4
26	PEB	lk	202	-	-	8/24/74/74	0/4/4/4
26	PEB	k7	1002	-	-	8/24/74/74	0/4/4/4
26	PEB	T2	202	-	-	7/24/74/74	0/4/4/4
26	PEB	df	201	-	-	8/24/74/74	0/4/4/4

Continued on next page...

Continued from previous page...

Mol	Type	Chain	Res	Link	Chirals	Torsions	Rings
26	PEB	O7	202	-	-	8/24/74/74	0/4/4/4
26	PEB	c9	301	-	-	8/24/74/74	0/4/4/4
26	PEB	S3	202	-	-	8/24/74/74	0/4/4/4
26	PEB	a7	202	-	-	7/24/74/74	0/4/4/4
26	PEB	e3	1001	-	-	8/24/74/74	0/4/4/4
26	PEB	C6	201	-	-	8/24/74/74	0/4/4/4
28	PUB	cr	203	-	-	7/24/74/74	0/4/4/4
26	PEB	b6	201	-	-	8/24/74/74	0/4/4/4
26	PEB	cr	201	-	-	8/24/74/74	0/4/4/4
26	PEB	j2	201	-	-	8/24/74/74	0/4/4/4
26	PEB	D6	201	-	-	8/24/74/74	0/4/4/4
26	PEB	eq	202	-	-	8/24/74/74	0/4/4/4
26	PEB	jP	1001	-	-	8/24/74/74	0/4/4/4
26	PEB	eB	203	-	-	7/24/74/74	0/4/4/4
26	PEB	Q9	201	-	-	8/24/74/74	0/4/4/4
26	PEB	lk	201	-	-	8/24/74/74	0/4/4/4
29	PVN	Z5	304	-	1/1/14/18	17/24/74/74	0/4/4/4
26	PEB	ga	202	-	-	7/24/74/74	0/4/4/4
26	PEB	gc	202	-	-	8/24/74/74	0/4/4/4
26	PEB	s2	202	-	-	8/24/74/74	0/4/4/4
26	PEB	B7	201	-	-	7/24/74/74	0/4/4/4
26	PEB	lq	202	-	-	8/24/74/74	0/4/4/4
26	PEB	S3	201	-	-	8/24/74/74	0/4/4/4
26	PEB	dl	202	-	-	7/24/74/74	0/4/4/4
26	PEB	dg	201	-	-	8/24/74/74	0/4/4/4
28	PUB	B3	203	-	-	7/24/74/74	0/4/4/4
26	PEB	z5	202	-	-	7/24/74/74	0/4/4/4
26	PEB	B3	201	-	-	8/24/74/74	0/4/4/4
29	PVN	gz	304	-	-	10/24/74/74	0/4/4/4
26	PEB	eq	201	-	-	8/24/74/74	0/4/4/4
26	PEB	A3	202	-	-	8/24/74/74	0/4/4/4
26	PEB	hX	201	-	-	8/24/74/74	0/4/4/4
26	PEB	w2	202	-	-	8/24/74/74	0/4/4/4
26	PEB	v9	202	-	-	7/24/74/74	0/4/4/4

Continued on next page...

Continued from previous page...

Mol	Type	Chain	Res	Link	Chirals	Torsions	Rings
26	PEB	u8	201	-	-	8/24/74/74	0/4/4/4
29	PVN	C2	303	-	1/1/14/18	17/24/74/74	0/4/4/4
26	PEB	fu	201	-	-	7/24/74/74	0/4/4/4
26	PEB	C7	201	-	-	8/24/74/74	0/4/4/4
26	PEB	cZ	201	-	-	8/24/74/74	0/4/4/4
28	PUB	x7	203	-	-	7/24/74/74	0/4/4/4
26	PEB	w6	1001	-	-	8/24/74/74	0/4/4/4
28	PUB	jM	1003	-	-	7/24/74/74	0/4/4/4
26	PEB	dD	201	-	-	8/24/74/74	0/4/4/4
26	PEB	ft	201	-	-	8/24/74/74	0/4/4/4
26	PEB	m4	1001	-	-	8/24/74/74	0/4/4/4
26	PEB	lc	202	-	-	8/24/74/74	0/4/4/4
26	PEB	s7	202	-	-	8/24/74/74	0/4/4/4
26	PEB	ff	204	-	-	8/24/74/74	0/4/4/4
26	PEB	P5	201	-	-	7/24/74/74	0/4/4/4
26	PEB	hY	403	-	-	8/24/74/74	0/4/4/4
26	PEB	dh	201	-	-	8/24/74/74	0/4/4/4
26	PEB	T3	201	-	-	8/24/74/74	0/4/4/4
28	PUB	ll	203	-	-	7/24/74/74	0/4/4/4
26	PEB	aI	201	-	-	8/24/74/74	0/4/4/4
26	PEB	T6	202	-	-	8/24/74/74	0/4/4/4
26	PEB	P9	202	-	-	7/24/74/74	0/4/4/4
26	PEB	dj	202	-	-	7/24/74/74	0/4/4/4
26	PEB	G6	201	-	-	8/24/74/74	0/4/4/4
26	PEB	hH	202	-	-	7/24/74/74	0/4/4/4
26	PEB	le	201	-	-	8/24/74/74	0/4/4/4
26	PEB	v3	201	-	-	8/24/74/74	0/4/4/4
26	PEB	d7	202	11	-	7/24/74/74	0/4/4/4
26	PEB	a3	1001	-	-	8/24/74/74	0/4/4/4
26	PEB	e8	301	-	-	8/24/74/74	0/4/4/4
28	PUB	V9	203	-	-	7/24/74/74	0/4/4/4
26	PEB	bD	201	-	-	8/24/74/74	0/4/4/4
26	PEB	dL	201	-	-	8/24/74/74	0/4/4/4
26	PEB	V9	201	-	-	8/24/74/74	0/4/4/4

Continued on next page...

Continued from previous page...

Mol	Type	Chain	Res	Link	Chirals	Torsions	Rings
26	PEB	li	203	-	-	7/24/74/74	0/4/4/4
26	PEB	du	203	-	-	8/24/74/74	0/4/4/4
28	PUB	bZ	306	-	-	7/24/74/74	0/4/4/4
26	PEB	P3	202	-	-	7/24/74/74	0/4/4/4
26	PEB	jI	1002	-	-	7/24/74/74	0/4/4/4
26	PEB	y2	201	-	-	8/24/74/74	0/4/4/4
26	PEB	gt	201	-	-	8/24/74/74	0/4/4/4
26	PEB	q7	201	-	-	8/24/74/74	0/4/4/4
26	PEB	n5	202	-	-	7/24/74/74	0/4/4/4
28	PUB	a3	1005	12	-	7/24/74/74	0/4/4/4
28	PUB	bT	202	-	-	7/24/74/74	0/4/4/4
26	PEB	s6	202	-	-	8/24/74/74	0/4/4/4
28	PUB	X2	203	-	-	7/24/74/74	0/4/4/4
26	PEB	dM	1001	-	-	8/24/74/74	0/4/4/4
28	PUB	iE	1003	-	-	7/24/74/74	0/4/4/4
26	PEB	j9	202	-	-	8/24/74/74	0/4/4/4
27	CYC	z1	201	-	-	10/25/74/74	0/4/4/4
26	PEB	eR	201	-	-	8/24/74/74	0/4/4/4
26	PEB	M5	201	-	-	8/24/74/74	0/4/4/4
26	PEB	bY	1002	-	-	8/24/74/74	0/4/4/4
26	PEB	N2	201	-	-	8/24/74/74	0/4/4/4
26	PEB	u5	202	-	-	8/24/74/74	0/4/4/4
26	PEB	e8	302	-	-	8/24/74/74	0/4/4/4
28	PUB	v4	203	-	-	7/24/74/74	0/4/4/4
28	PUB	aJ	203	-	-	7/24/74/74	0/4/4/4
26	PEB	X6	201	-	-	8/24/74/74	0/4/4/4
26	PEB	aN	204	-	-	8/24/74/74	0/4/4/4
26	PEB	cR	202	-	-	8/24/74/74	0/4/4/4
28	PUB	eZ	403	-	-	7/24/74/74	0/4/4/4
26	PEB	U8	1001	-	-	8/24/74/74	0/4/4/4
26	PEB	cx	202	-	-	8/24/74/74	0/4/4/4
26	PEB	ey	1003	-	-	8/24/74/74	0/4/4/4
29	PVN	ey	1004	-	1/1/14/18	13/24/74/74	0/4/4/4
28	PUB	cH	202	-	-	7/24/74/74	0/4/4/4

Continued on next page...

Continued from previous page...

Mol	Type	Chain	Res	Link	Chirals	Torsions	Rings
26	PEB	eE	202	-	-	8/24/74/74	0/4/4/4
26	PEB	a3	1003	-	-	8/24/74/74	0/4/4/4
26	PEB	K3	201	-	-	8/24/74/74	0/4/4/4
26	PEB	l2	201	-	-	8/24/74/74	0/4/4/4
26	PEB	eS	202	-	-	8/24/74/74	0/4/4/4
28	PUB	di	203	-	-	7/24/74/74	0/4/4/4
26	PEB	P2	201	-	-	8/24/74/74	0/4/4/4
26	PEB	es	202	-	-	8/24/74/74	0/4/4/4
26	PEB	fk	201	-	-	8/24/74/74	0/4/4/4
26	PEB	R4	201	-	-	8/24/74/74	0/4/4/4
28	PUB	eL	203	-	-	7/24/74/74	0/4/4/4
26	PEB	cD	201	-	-	8/24/74/74	0/4/4/4
26	PEB	aq	202	-	-	8/24/74/74	0/4/4/4
26	PEB	cU	202	-	-	8/24/74/74	0/4/4/4
26	PEB	v8	201	-	-	8/24/74/74	0/4/4/4
28	PUB	ar	203	-	-	7/24/74/74	0/4/4/4
26	PEB	K2	202	10	-	8/24/74/74	0/4/4/4
26	PEB	K3	202	-	-	8/24/74/74	0/4/4/4
26	PEB	b9	402	-	-	8/24/74/74	0/4/4/4
26	PEB	J4	202	-	-	8/24/74/74	0/4/4/4
26	PEB	H7	201	-	-	8/24/74/74	0/4/4/4
26	PEB	bf	201	-	-	8/24/74/74	0/4/4/4
26	PEB	dc	202	-	-	8/24/74/74	0/4/4/4
26	PEB	gq	202	-	-	8/24/74/74	0/4/4/4
26	PEB	dw	403	-	-	8/24/74/74	0/4/4/4
26	PEB	I2	202	10	-	8/24/74/74	0/4/4/4
26	PEB	n4	202	-	-	7/24/74/74	0/4/4/4
26	PEB	h5	201	-	-	8/24/74/74	0/4/4/4
29	PVN	gy	304	-	-	13/24/74/74	0/4/4/4
26	PEB	v2	201	-	-	8/24/74/74	0/4/4/4
26	PEB	W3	201	-	-	8/24/74/74	0/4/4/4
26	PEB	hR	202	-	-	7/24/74/74	0/4/4/4
26	PEB	gn	201	-	-	8/24/74/74	0/4/4/4
28	PUB	H9	203	-	-	7/24/74/74	0/4/4/4

Continued on next page...

Continued from previous page...

Mol	Type	Chain	Res	Link	Chirals	Torsions	Rings
28	PUB	A8	203	-	-	7/24/74/74	0/4/4/4
26	PEB	N8	202	-	-	8/24/74/74	0/4/4/4
26	PEB	lu	202	-	-	8/24/74/74	0/4/4/4
26	PEB	bs	1001	-	-	8/24/74/74	0/4/4/4
28	PUB	h3	202	11	-	7/24/74/74	0/4/4/4
26	PEB	Q3	201	-	-	8/24/74/74	0/4/4/4
26	PEB	R7	202	-	-	7/24/74/74	0/4/4/4
26	PEB	u7	202	-	-	8/24/74/74	0/4/4/4
26	PEB	iE	1001	-	-	8/24/74/74	0/4/4/4
26	PEB	ee	202	-	-	7/24/74/74	0/4/4/4
26	PEB	bG	202	-	-	8/24/74/74	0/4/4/4
26	PEB	bt	201	-	-	8/24/74/74	0/4/4/4
26	PEB	cp	202	-	-	7/24/74/74	0/4/4/4
26	PEB	hB	201	-	-	8/24/74/74	0/4/4/4
26	PEB	y6	201	-	-	8/24/74/74	0/4/4/4
26	PEB	du	202	-	-	8/24/74/74	0/4/4/4
26	PEB	H8	202	-	-	8/24/74/74	0/4/4/4
26	PEB	dm	201	-	-	8/24/74/74	0/4/4/4
28	PUB	dR	203	-	-	7/24/74/74	0/4/4/4
28	PUB	eg	203	-	-	7/24/74/74	0/4/4/4
28	PUB	dF	203	-	-	7/24/74/74	0/4/4/4
26	PEB	bG	201	-	-	8/24/74/74	0/4/4/4
26	PEB	j5	201	-	-	8/24/74/74	0/4/4/4
26	PEB	bO	201	-	-	8/24/74/74	0/4/4/4
28	PUB	H2	202	11	-	7/24/74/74	0/4/4/4
26	PEB	A7	201	-	-	8/24/74/74	0/4/4/4
26	PEB	D2	301	-	-	8/24/74/74	0/4/4/4
26	PEB	bq	202	-	-	8/24/74/74	0/4/4/4
26	PEB	lh	201	11	-	8/24/74/74	0/4/4/4
28	PUB	c9	304	14	-	7/24/74/74	0/4/4/4
28	PUB	r9	203	-	-	7/24/74/74	0/4/4/4
28	PUB	ey	1005	-	-	7/24/74/74	0/4/4/4
26	PEB	t3	201	-	-	8/24/74/74	0/4/4/4
26	PEB	E6	201	-	-	8/24/74/74	0/4/4/4

Continued on next page...

Continued from previous page...

Mol	Type	Chain	Res	Link	Chirals	Torsions	Rings
26	PEB	aT	201	-	-	8/24/74/74	0/4/4/4
28	PUB	b8	1006	-	-	7/24/74/74	0/4/4/4
26	PEB	N9	201	-	-	8/24/74/74	0/4/4/4
26	PEB	w3	201	-	-	8/24/74/74	0/4/4/4
26	PEB	cq	201	-	-	8/24/74/74	0/4/4/4
26	PEB	E4	201	-	-	8/24/74/74	0/4/4/4
26	PEB	R6	201	-	-	8/24/74/74	0/4/4/4
28	PUB	kX	1003	-	-	7/24/74/74	0/4/4/4
26	PEB	x9	201	-	-	8/24/74/74	0/4/4/4
26	PEB	eR	202	-	-	8/24/74/74	0/4/4/4
28	PUB	f2	203	-	-	7/24/74/74	0/4/4/4
26	PEB	cb	202	-	-	7/24/74/74	0/4/4/4
26	PEB	dF	202	-	-	8/24/74/74	0/4/4/4
26	PEB	t7	201	11	-	8/24/74/74	0/4/4/4
26	PEB	w9	201	-	-	8/24/74/74	0/4/4/4
26	PEB	dk	1002	-	-	8/24/74/74	0/4/4/4
26	PEB	c8	301	-	-	8/24/74/74	0/4/4/4
26	PEB	t2	201	-	-	8/24/74/74	0/4/4/4
27	CYC	f1	201	-	-	9/25/74/74	0/4/4/4
26	PEB	bE	202	10	-	8/24/74/74	0/4/4/4
26	PEB	O5	201	-	-	8/24/74/74	0/4/4/4
26	PEB	L9	202	-	-	7/24/74/74	0/4/4/4
26	PEB	U3	202	-	-	8/24/74/74	0/4/4/4
28	PUB	cs	203	-	-	7/24/74/74	0/4/4/4
26	PEB	Q7	201	-	-	8/24/74/74	0/4/4/4
26	PEB	e2	202	-	-	8/24/74/74	0/4/4/4
26	PEB	aA	202	-	-	8/24/74/74	0/4/4/4
26	PEB	C8	201	-	-	8/24/74/74	0/4/4/4
26	PEB	lw	202	-	-	8/24/74/74	0/4/4/4
26	PEB	Y4	202	-	-	8/24/74/74	0/4/4/4
26	PEB	e5	201	-	-	8/24/74/74	0/4/4/4
26	PEB	W7	202	-	-	8/24/74/74	0/4/4/4
26	PEB	X2	201	-	-	8/24/74/74	0/4/4/4
26	PEB	G3	202	-	-	8/24/74/74	0/4/4/4

Continued on next page...

Continued from previous page...

Mol	Type	Chain	Res	Link	Chirals	Torsions	Rings
26	PEB	c8	302	-	-	8/24/74/74	0/4/4/4
26	PEB	X4	201	-	-	8/24/74/74	0/4/4/4
26	PEB	P9	201	-	-	8/24/74/74	0/4/4/4
26	PEB	G9	202	-	-	8/24/74/74	0/4/4/4
29	PVN	Y9	303	-	1/1/14/18	15/24/74/74	0/4/4/4
26	PEB	eU	201	-	-	8/24/74/74	0/4/4/4
26	PEB	Z9	1002	-	-	8/24/74/74	0/4/4/4
26	PEB	g4	201	-	-	8/24/74/74	0/4/4/4
26	PEB	w6	1002	-	-	8/24/74/74	0/4/4/4
26	PEB	f6	202	-	-	8/24/74/74	0/4/4/4
28	PUB	N6	203	-	-	7/24/74/74	0/4/4/4
26	PEB	z3	202	-	-	7/24/74/74	0/4/4/4
26	PEB	N6	201	-	-	8/24/74/74	0/4/4/4
28	PUB	T8	305	-	-	7/24/74/74	0/4/4/4
27	CYC	R1	1001	-	-	9/25/74/74	0/4/4/4
28	PUB	B4	203	11	-	7/24/74/74	0/4/4/4
29	PVN	A2	1004	-	1/1/14/18	15/24/74/74	0/4/4/4
28	PUB	c9	305	-	-	7/24/74/74	0/4/4/4
26	PEB	lu	201	-	-	8/24/74/74	0/4/4/4
26	PEB	w7	1001	-	-	8/24/74/74	0/4/4/4
26	PEB	ey	1002	-	-	8/24/74/74	0/4/4/4
28	PUB	s7	203	-	-	7/24/74/74	0/4/4/4
26	PEB	dJ	202	-	-	8/24/74/74	0/4/4/4
26	PEB	eC	202	-	-	8/24/74/74	0/4/4/4
28	PUB	z9	203	-	-	7/24/74/74	0/4/4/4
27	CYC	n1	201	5	-	9/25/74/74	0/4/4/4
26	PEB	k3	202	10	-	8/24/74/74	0/4/4/4
26	PEB	I4	202	-	-	8/24/74/74	0/4/4/4
27	CYC	l1	201	5	-	9/25/74/74	0/4/4/4
26	PEB	cJ	201	-	-	8/24/74/74	0/4/4/4
26	PEB	eD	202	-	-	8/24/74/74	0/4/4/4
28	PUB	Y5	1006	-	-	7/24/74/74	0/4/4/4
26	PEB	dX	202	-	-	8/24/74/74	0/4/4/4
26	PEB	lp	201	-	-	8/24/74/74	0/4/4/4

Continued on next page...

Continued from previous page...

Mol	Type	Chain	Res	Link	Chirals	Torsions	Rings
28	PUB	d7	203	11	-	7/24/74/74	0/4/4/4
26	PEB	y6	202	-	-	8/24/74/74	0/4/4/4
26	PEB	p6	202	-	-	8/24/74/74	0/4/4/4
26	PEB	dx	403	-	-	8/24/74/74	0/4/4/4
28	PUB	hV	203	-	-	7/24/74/74	0/4/4/4
26	PEB	F5	201	-	-	8/24/74/74	0/4/4/4
26	PEB	iA	1001	-	-	8/24/74/74	0/4/4/4
26	PEB	ax	201	-	-	7/24/74/74	0/4/4/4
26	PEB	x7	201	-	-	8/24/74/74	0/4/4/4
26	PEB	cH	201	-	-	7/24/74/74	0/4/4/4
28	PUB	av	203	11	-	7/24/74/74	0/4/4/4
26	PEB	H6	202	-	-	8/24/74/74	0/4/4/4
26	PEB	fg	201	-	-	7/24/74/74	0/4/4/4
26	PEB	lm	1002	-	-	8/24/74/74	0/4/4/4
26	PEB	ef	202	-	-	8/24/74/74	0/4/4/4
26	PEB	iE	1002	-	-	7/24/74/74	0/4/4/4
26	PEB	lo	201	10	-	8/24/74/74	0/4/4/4
28	PUB	R2	203	11	-	7/24/74/74	0/4/4/4
26	PEB	I7	201	-	-	8/24/74/74	0/4/4/4
26	PEB	at	201	-	-	8/24/74/74	0/4/4/4
28	PUB	gz	305	-	-	7/24/74/74	0/4/4/4
26	PEB	jJ	1001	-	-	8/24/74/74	0/4/4/4
26	PEB	u8	202	-	-	8/24/74/74	0/4/4/4
26	PEB	u9	201	-	-	8/24/74/74	0/4/4/4
26	PEB	E9	201	-	-	8/24/74/74	0/4/4/4
26	PEB	aF	204	-	-	8/24/74/74	0/4/4/4
27	CYC	K1	201	-	-	9/25/74/74	0/4/4/4
26	PEB	hT	201	-	-	8/24/74/74	0/4/4/4
28	PUB	h8	203	-	-	7/24/74/74	0/4/4/4
28	PUB	cp	203	-	-	7/24/74/74	0/4/4/4
26	PEB	Z2	201	-	-	8/24/74/74	0/4/4/4
26	PEB	eT	201	-	-	8/24/74/74	0/4/4/4
26	PEB	N9	202	-	-	7/24/74/74	0/4/4/4
27	CYC	X1	201	-	-	9/25/74/74	0/4/4/4

Continued on next page...

Continued from previous page...

Mol	Type	Chain	Res	Link	Chirals	Torsions	Rings
27	CYC	r1	201	-	-	10/25/74/74	0/4/4/4
26	PEB	gl	201	-	-	8/24/74/74	0/4/4/4
28	PUB	t7	203	-	-	7/24/74/74	0/4/4/4
26	PEB	n2	201	-	-	8/24/74/74	0/4/4/4
28	PUB	n8	202	-	-	7/24/74/74	0/4/4/4
28	PUB	N5	203	-	-	7/24/74/74	0/4/4/4
26	PEB	I8	202	-	-	8/24/74/74	0/4/4/4
26	PEB	ll	202	-	-	7/24/74/74	0/4/4/4
26	PEB	fh	1002	-	-	8/24/74/74	0/4/4/4
26	PEB	bj	202	-	-	8/24/74/74	0/4/4/4
26	PEB	cf	201	-	-	7/24/74/74	0/4/4/4
26	PEB	E3	201	-	-	8/24/74/74	0/4/4/4
28	PUB	kQ	1003	-	-	7/24/74/74	0/4/4/4
26	PEB	j7	202	-	-	8/24/74/74	0/4/4/4
26	PEB	ao	201	-	-	8/24/74/74	0/4/4/4
26	PEB	l7	202	-	-	7/24/74/74	0/4/4/4
26	PEB	bC	202	-	-	8/24/74/74	0/4/4/4
26	PEB	e6	201	-	-	8/24/74/74	0/4/4/4
26	PEB	m8	201	-	-	8/24/74/74	0/4/4/4
28	PUB	hP	203	-	-	7/24/74/74	0/4/4/4
26	PEB	bj	201	-	-	8/24/74/74	0/4/4/4
26	PEB	by	1002	10	-	8/24/74/74	0/4/4/4
26	PEB	fr	202	-	-	8/24/74/74	0/4/4/4
26	PEB	Y5	1003	-	-	8/24/74/74	0/4/4/4
28	PUB	t5	203	-	-	7/24/74/74	0/4/4/4
28	PUB	fu	202	-	-	7/24/74/74	0/4/4/4
26	PEB	aJ	202	-	-	8/24/74/74	0/4/4/4
26	PEB	n4	201	-	-	8/24/74/74	0/4/4/4
28	PUB	a3	1006	-	-	7/24/74/74	0/4/4/4
26	PEB	n7	202	-	-	7/24/74/74	0/4/4/4
26	PEB	dz	402	-	-	8/24/74/74	0/4/4/4
26	PEB	aS	202	10	-	8/24/74/74	0/4/4/4
26	PEB	Q5	202	-	-	8/24/74/74	0/4/4/4
26	PEB	r8	201	-	-	8/24/74/74	0/4/4/4

Continued on next page...

Continued from previous page...

Mol	Type	Chain	Res	Link	Chirals	Torsions	Rings
26	PEB	w4	201	-	-	8/24/74/74	0/4/4/4
28	PUB	B7	202	-	-	7/24/74/74	0/4/4/4
28	PUB	ly	406	-	-	7/24/74/74	0/4/4/4
29	PVN	e8	303	-	1/1/14/18	14/24/74/74	0/4/4/4
26	PEB	s4	202	-	-	8/24/74/74	0/4/4/4
26	PEB	ed	201	-	-	8/24/74/74	0/4/4/4
26	PEB	n3	202	-	-	7/24/74/74	0/4/4/4
26	PEB	ea	201	-	-	8/24/74/74	0/4/4/4
26	PEB	bd	202	-	-	8/24/74/74	0/4/4/4
26	PEB	df	202	-	-	7/24/74/74	0/4/4/4
28	PUB	cJ	203	-	-	7/24/74/74	0/4/4/4
27	CYC	b1	1001	-	-	9/25/74/74	0/4/4/4
26	PEB	v4	202	-	-	7/24/74/74	0/4/4/4
26	PEB	A9	202	-	-	8/24/74/74	0/4/4/4
26	PEB	l5	201	-	-	8/24/74/74	0/4/4/4
26	PEB	cM	202	-	-	8/24/74/74	0/4/4/4
26	PEB	A6	1001	10	-	8/24/74/74	0/4/4/4
26	PEB	cr	202	-	-	7/24/74/74	0/4/4/4
28	PUB	cL	203	-	-	7/24/74/74	0/4/4/4
28	PUB	ld	203	-	-	7/24/74/74	0/4/4/4
26	PEB	dO	201	-	-	8/24/74/74	0/4/4/4
26	PEB	ln	201	-	-	8/24/74/74	0/4/4/4
28	PUB	b9	406	12	-	7/24/74/74	0/4/4/4
26	PEB	i2	202	-	-	8/24/74/74	0/4/4/4
28	PUB	dw	406	-	-	7/24/74/74	0/4/4/4
26	PEB	dC	201	-	-	8/24/74/74	0/4/4/4
26	PEB	j3	201	-	-	7/24/74/74	0/4/4/4
26	PEB	eV	201	-	-	8/24/74/74	0/4/4/4
26	PEB	f5	201	-	-	8/24/74/74	0/4/4/4
26	PEB	Q4	202	-	-	8/24/74/74	0/4/4/4
26	PEB	Y6	202	10	-	8/24/74/74	0/4/4/4
26	PEB	Z5	302	-	-	8/24/74/74	0/4/4/4
26	PEB	cw	202	-	-	8/24/74/74	0/4/4/4
26	PEB	kU	1002	-	-	7/24/74/74	0/4/4/4

Continued on next page...

Continued from previous page...

Mol	Type	Chain	Res	Link	Chirals	Torsions	Rings
26	PEB	cy	1002	-	-	8/24/74/74	0/4/4/4
26	PEB	hK	201	-	-	8/24/74/74	0/4/4/4
28	PUB	F4	203	-	-	7/24/74/74	0/4/4/4
28	PUB	F5	203	-	-	7/24/74/74	0/4/4/4
28	PUB	bp	202	-	-	7/24/74/74	0/4/4/4
28	PUB	V2	203	-	-	7/24/74/74	0/4/4/4
28	PUB	dr	203	-	-	7/24/74/74	0/4/4/4
26	PEB	aI	202	10	-	8/24/74/74	0/4/4/4
26	PEB	aC	202	-	-	8/24/74/74	0/4/4/4
26	PEB	bE	201	-	-	8/24/74/74	0/4/4/4
26	PEB	jL	1002	-	-	7/24/74/74	0/4/4/4
26	PEB	V3	201	-	-	8/24/74/74	0/4/4/4
26	PEB	dQ	201	-	-	8/24/74/74	0/4/4/4
26	PEB	dw	401	-	-	8/24/74/74	0/4/4/4
28	PUB	Q8	203	-	-	7/24/74/74	0/4/4/4
26	PEB	Q8	201	-	-	8/24/74/74	0/4/4/4
26	PEB	A8	202	-	-	8/24/74/74	0/4/4/4
28	PUB	T7	203	-	-	7/24/74/74	0/4/4/4
26	PEB	o6	201	-	-	8/24/74/74	0/4/4/4
26	PEB	dq	201	-	-	8/24/74/74	0/4/4/4
28	PUB	N2	203	-	-	7/24/74/74	0/4/4/4
28	PUB	p5	202	-	-	7/24/74/74	0/4/4/4
26	PEB	bt	202	-	-	8/24/74/74	0/4/4/4
26	PEB	q7	202	-	-	8/24/74/74	0/4/4/4
28	PUB	F7	202	11	-	7/24/74/74	0/4/4/4
26	PEB	W8	202	-	-	8/24/74/74	0/4/4/4
28	PUB	bZ	305	-	-	7/24/74/74	0/4/4/4
26	PEB	A4	202	-	-	8/24/74/74	0/4/4/4
26	PEB	cY	202	11	-	7/24/74/74	0/4/4/4
26	PEB	s9	201	-	-	8/24/74/74	0/4/4/4
27	CYC	L1	201	5	-	9/25/74/74	0/4/4/4
26	PEB	bX	402	-	-	8/24/74/74	0/4/4/4
28	PUB	eB	204	-	-	7/24/74/74	0/4/4/4
26	PEB	au	201	-	-	8/24/74/74	0/4/4/4

Continued on next page...

Continued from previous page...

Mol	Type	Chain	Res	Link	Chirals	Torsions	Rings
26	PEB	kQ	1002	-	-	7/24/74/74	0/4/4/4
26	PEB	R9	202	11	-	7/24/74/74	0/4/4/4
26	PEB	lg	201	-	-	8/24/74/74	0/4/4/4
28	PUB	bP	203	-	-	7/24/74/74	0/4/4/4
28	PUB	en	203	11	-	7/24/74/74	0/4/4/4
26	PEB	j4	202	-	-	7/24/74/74	0/4/4/4
26	PEB	bO	202	-	-	8/24/74/74	0/4/4/4
27	CYC	v1	201	-	-	10/25/74/74	0/4/4/4
26	PEB	K4	201	-	-	8/24/74/74	0/4/4/4
26	PEB	fr	201	-	-	8/24/74/74	0/4/4/4
26	PEB	b5	1001	-	-	8/24/74/74	0/4/4/4
26	PEB	D2	302	-	-	8/24/74/74	0/4/4/4
26	PEB	z8	201	-	-	8/24/74/74	0/4/4/4
26	PEB	R9	201	-	-	8/24/74/74	0/4/4/4
26	PEB	r9	202	-	-	8/24/74/74	0/4/4/4
26	PEB	d4	201	-	-	8/24/74/74	0/4/4/4
26	PEB	m6	202	-	-	8/24/74/74	0/4/4/4
28	PUB	dx	407	-	-	7/24/74/74	0/4/4/4
26	PEB	v6	201	-	-	8/24/74/74	0/4/4/4
26	PEB	dk	1001	-	-	8/24/74/74	0/4/4/4
26	PEB	Z4	202	-	-	8/24/74/74	0/4/4/4
27	CYC	G1	1001	-	-	9/25/74/74	0/4/4/4
26	PEB	bR	201	-	-	8/24/74/74	0/4/4/4
26	PEB	eU	202	-	-	8/24/74/74	0/4/4/4
26	PEB	y4	1002	-	-	8/24/74/74	0/4/4/4
28	PUB	aH	203	-	-	7/24/74/74	0/4/4/4
26	PEB	eY	402	-	-	8/24/74/74	0/4/4/4
26	PEB	fz	301	-	-	8/24/74/74	0/4/4/4
26	PEB	aM	201	-	-	8/24/74/74	0/4/4/4
26	PEB	aa	1001	-	-	8/24/74/74	0/4/4/4
26	PEB	hJ	202	11	-	7/24/74/74	0/4/4/4
26	PEB	ce	201	-	-	8/24/74/74	0/4/4/4
26	PEB	gr	201	-	-	7/24/74/74	0/4/4/4
28	PUB	aR	203	-	-	7/24/74/74	0/4/4/4

Continued on next page...

Continued from previous page...

Mol	Type	Chain	Res	Link	Chirals	Torsions	Rings
26	PEB	r6	201	-	-	8/24/74/74	0/4/4/4
26	PEB	aO	201	-	-	8/24/74/74	0/4/4/4
26	PEB	bp	201	-	-	8/24/74/74	0/4/4/4
28	PUB	e9	305	-	-	7/24/74/74	0/4/4/4
26	PEB	aX	401	-	-	8/24/74/74	0/4/4/4
28	PUB	bJ	203	-	-	7/24/74/74	0/4/4/4
29	PVN	d9	304	-	1/1/14/18	14/24/74/74	0/4/4/4
26	PEB	O5	202	-	-	8/24/74/74	0/4/4/4
26	PEB	S3	203	-	-	8/24/74/74	0/4/4/4
26	PEB	di	201	-	-	8/24/74/74	0/4/4/4
26	PEB	gb	1001	-	-	8/24/74/74	0/4/4/4
26	PEB	gn	202	-	-	7/24/74/74	0/4/4/4
26	PEB	eL	201	-	-	8/24/74/74	0/4/4/4
28	PUB	t6	203	-	-	7/24/74/74	0/4/4/4
26	PEB	I5	201	-	-	8/24/74/74	0/4/4/4
26	PEB	bl	201	-	-	8/24/74/74	0/4/4/4
26	PEB	J2	201	-	-	8/24/74/74	0/4/4/4
29	PVN	ly	404	-	1/1/14/18	15/24/74/74	0/4/4/4
26	PEB	dA	201	-	-	8/24/74/74	0/4/4/4
26	PEB	cw	201	-	-	8/24/74/74	0/4/4/4
29	PVN	c8	303	-	1/1/14/18	15/24/74/74	0/4/4/4
26	PEB	B5	201	-	-	8/24/74/74	0/4/4/4
26	PEB	lv	201	-	-	8/24/74/74	0/4/4/4
26	PEB	Q3	202	-	-	8/24/74/74	0/4/4/4
28	PUB	p3	203	-	-	7/24/74/74	0/4/4/4
26	PEB	g7	202	10	-	8/24/74/74	0/4/4/4
28	PUB	R5	203	-	-	7/24/74/74	0/4/4/4
28	PUB	H6	203	-	-	7/24/74/74	0/4/4/4
26	PEB	bU	201	-	-	8/24/74/74	0/4/4/4
26	PEB	aR	202	-	-	8/24/74/74	0/4/4/4
27	CYC	Z1	201	-	-	9/25/74/74	0/4/4/4
28	PUB	bL	203	-	-	7/24/74/74	0/4/4/4
26	PEB	44	302	-	-	8/24/74/74	0/4/4/4
26	PEB	L8	201	-	-	8/24/74/74	0/4/4/4

Continued on next page...

Continued from previous page...

Mol	Type	Chain	Res	Link	Chirals	Torsions	Rings
26	PEB	Y5	1002	-	-	8/24/74/74	0/4/4/4
26	PEB	ch	201	-	-	8/24/74/74	0/4/4/4
26	PEB	y2	202	-	-	8/24/74/74	0/4/4/4
26	PEB	aL	202	-	-	8/24/74/74	0/4/4/4
26	PEB	34	1007	-	-	8/24/74/74	0/4/4/4
26	PEB	gj	202	-	-	8/24/74/74	0/4/4/4
29	PVN	aZ	303	-	1/1/14/18	14/24/74/74	0/4/4/4
28	PUB	L5	203	-	-	7/24/74/74	0/4/4/4
28	PUB	fc	203	-	-	7/24/74/74	0/4/4/4
26	PEB	G5	202	-	-	8/24/74/74	0/4/4/4
26	PEB	j5	202	-	-	8/24/74/74	0/4/4/4
26	PEB	ab	202	-	-	7/24/74/74	0/4/4/4
26	PEB	cL	201	-	-	8/24/74/74	0/4/4/4
26	PEB	bV	202	-	-	7/24/74/74	0/4/4/4
28	PUB	t2	203	-	-	7/24/74/74	0/4/4/4
26	PEB	eZ	401	-	-	8/24/74/74	0/4/4/4
26	PEB	o4	201	-	-	8/24/74/74	0/4/4/4
26	PEB	lq	201	-	-	8/24/74/74	0/4/4/4
26	PEB	s6	201	-	-	8/24/74/74	0/4/4/4
26	PEB	I9	202	-	-	8/24/74/74	0/4/4/4
26	PEB	Q4	203	-	-	8/24/74/74	0/4/4/4
26	PEB	dl	201	-	-	8/24/74/74	0/4/4/4
26	PEB	P8	202	-	-	8/24/74/74	0/4/4/4
28	PUB	p8	203	-	-	7/24/74/74	0/4/4/4
28	PUB	F3	203	-	-	7/24/74/74	0/4/4/4
26	PEB	p8	201	-	-	8/24/74/74	0/4/4/4
26	PEB	hV	202	-	-	7/24/74/74	0/4/4/4
26	PEB	cy	1001	-	-	8/24/74/74	0/4/4/4
28	PUB	cz	203	-	-	7/24/74/74	0/4/4/4
26	PEB	av	202	-	-	7/24/74/74	0/4/4/4
26	PEB	P6	201	-	-	8/24/74/74	0/4/4/4
26	PEB	eK	201	-	-	8/24/74/74	0/4/4/4
26	PEB	bS	201	-	-	8/24/74/74	0/4/4/4
26	PEB	g8	201	-	-	8/24/74/74	0/4/4/4

Continued on next page...

Continued from previous page...

Mol	Type	Chain	Res	Link	Chirals	Torsions	Rings
28	PUB	bB	203	-	-	7/24/74/74	0/4/4/4
26	PEB	Q6	202	-	-	8/24/74/74	0/4/4/4
26	PEB	iG	1001	-	-	8/24/74/74	0/4/4/4
26	PEB	gf	201	-	-	8/24/74/74	0/4/4/4
26	PEB	y9	1001	-	-	8/24/74/74	0/4/4/4
28	PUB	d3	304	-	-	7/24/74/74	0/4/4/4
26	PEB	w3	202	-	-	8/24/74/74	0/4/4/4
28	PUB	j2	203	-	-	7/24/74/74	0/4/4/4
28	PUB	gx	203	-	-	7/24/74/74	0/4/4/4
26	PEB	hR	201	-	-	8/24/74/74	0/4/4/4
26	PEB	bn	201	-	-	8/24/74/74	0/4/4/4
26	PEB	x8	202	10	-	8/24/74/74	0/4/4/4
26	PEB	gx	201	-	-	8/24/74/74	0/4/4/4
26	PEB	lz	401	-	-	8/24/74/74	0/4/4/4
28	PUB	aY	405	-	-	7/24/74/74	0/4/4/4
26	PEB	a6	202	-	-	8/24/74/74	0/4/4/4
28	PUB	J2	202	-	-	7/24/74/74	0/4/4/4
26	PEB	J6	202	-	-	7/24/74/74	0/4/4/4
26	PEB	eJ	202	-	-	7/24/74/74	0/4/4/4
26	PEB	X9	401	-	-	8/24/74/74	0/4/4/4
26	PEB	el	201	-	-	8/24/74/74	0/4/4/4
26	PEB	w7	1002	-	-	8/24/74/74	0/4/4/4
26	PEB	ar	201	-	-	8/24/74/74	0/4/4/4
28	PUB	N7	203	-	-	7/24/74/74	0/4/4/4
28	PUB	er	203	-	-	7/24/74/74	0/4/4/4
26	PEB	hK	202	-	-	8/24/74/74	0/4/4/4
26	PEB	z4	202	-	-	8/24/74/74	0/4/4/4
26	PEB	m8	202	-	-	8/24/74/74	0/4/4/4
26	PEB	gq	201	-	-	8/24/74/74	0/4/4/4
26	PEB	o2	1002	-	-	8/24/74/74	0/4/4/4
28	PUB	bH	203	-	-	7/24/74/74	0/4/4/4
26	PEB	cC	1003	-	-	8/24/74/74	0/4/4/4
26	PEB	g9	201	-	-	8/24/74/74	0/4/4/4
26	PEB	a5	201	-	-	8/24/74/74	0/4/4/4

Continued on next page...

Continued from previous page...

Mol	Type	Chain	Res	Link	Chirals	Torsions	Rings
26	PEB	gy	302	-	-	8/24/74/74	0/4/4/4
28	PUB	G8	203	-	-	7/24/74/74	0/4/4/4
28	PUB	R7	203	-	-	7/24/74/74	0/4/4/4
26	PEB	B4	202	-	-	7/24/74/74	0/4/4/4
26	PEB	eh	201	-	-	8/24/74/74	0/4/4/4
26	PEB	fm	201	-	-	8/24/74/74	0/4/4/4
26	PEB	fv	202	-	-	8/24/74/74	0/4/4/4
29	PVN	c9	303	-	1/1/14/18	15/24/74/74	0/4/4/4
26	PEB	dg	202	-	-	8/24/74/74	0/4/4/4
28	PUB	ep	203	-	-	7/24/74/74	0/4/4/4
26	PEB	jJ	1002	11	-	7/24/74/74	0/4/4/4
26	PEB	y5	1001	-	-	8/24/74/74	0/4/4/4
29	PVN	b9	405	-	1/1/14/18	17/24/74/74	0/4/4/4
28	PUB	T9	203	-	-	7/24/74/74	0/4/4/4
26	PEB	x4	201	-	-	8/24/74/74	0/4/4/4
26	PEB	iC	1001	-	-	8/24/74/74	0/4/4/4
26	PEB	gc	201	-	-	8/24/74/74	0/4/4/4
26	PEB	ey	1001	-	-	8/24/74/74	0/4/4/4
26	PEB	ld	202	-	-	7/24/74/74	0/4/4/4
26	PEB	ez	1002	-	-	8/24/74/74	0/4/4/4
26	PEB	hZ	402	-	-	8/24/74/74	0/4/4/4
26	PEB	Y2	201	-	-	8/24/74/74	0/4/4/4
28	PUB	y6	204	-	-	7/24/74/74	0/4/4/4
26	PEB	aU	202	10	-	8/24/74/74	0/4/4/4
26	PEB	g6	201	-	-	8/24/74/74	0/4/4/4
26	PEB	K5	1001	-	-	8/24/74/74	0/4/4/4
26	PEB	u4	201	-	-	8/24/74/74	0/4/4/4
26	PEB	gd	201	-	-	7/24/74/74	0/4/4/4
28	PUB	F6	203	-	-	7/24/74/74	0/4/4/4
26	PEB	34	1001	-	-	7/24/74/74	0/4/4/4
28	PUB	H4	203	-	-	7/24/74/74	0/4/4/4
26	PEB	C2	301	-	-	8/24/74/74	0/4/4/4
26	PEB	dv	201	-	-	8/24/74/74	0/4/4/4
26	PEB	dB	201	-	-	8/24/74/74	0/4/4/4

Continued on next page...

Continued from previous page...

Mol	Type	Chain	Res	Link	Chirals	Torsions	Rings
28	PUB	gy	305	-	-	7/24/74/74	0/4/4/4
26	PEB	M9	202	-	-	8/24/74/74	0/4/4/4
28	PUB	L6	202	-	-	7/24/74/74	0/4/4/4
26	PEB	kT	1001	-	-	8/24/74/74	0/4/4/4
26	PEB	eP	201	-	-	8/24/74/74	0/4/4/4
26	PEB	dR	202	-	-	8/24/74/74	0/4/4/4
26	PEB	bm	1001	-	-	8/24/74/74	0/4/4/4
28	PUB	P4	203	-	-	7/24/74/74	0/4/4/4
26	PEB	fn	1002	-	-	8/24/74/74	0/4/4/4
26	PEB	F4	202	-	-	8/24/74/74	0/4/4/4
28	PUB	w8	203	-	-	7/24/74/74	0/4/4/4
26	PEB	gu	202	10	-	8/24/74/74	0/4/4/4
26	PEB	hI	201	-	-	8/24/74/74	0/4/4/4
26	PEB	I6	202	-	-	8/24/74/74	0/4/4/4
28	PUB	34	1005	-	-	7/24/74/74	0/4/4/4
26	PEB	M7	1001	26	-	8/24/74/74	0/4/4/4
28	PUB	l2	203	-	-	7/24/74/74	0/4/4/4
26	PEB	Z2	202	-	-	7/24/74/74	0/4/4/4
26	PEB	eg	201	-	-	8/24/74/74	0/4/4/4
26	PEB	d5	201	-	-	8/24/74/74	0/4/4/4
26	PEB	aG	201	-	-	8/24/74/74	0/4/4/4
26	PEB	N5	202	-	-	7/24/74/74	0/4/4/4
26	PEB	R2	201	-	-	8/24/74/74	0/4/4/4
26	PEB	q8	202	-	-	8/24/74/74	0/4/4/4
29	PVN	Y5	1004	12	1/1/14/18	12/24/74/74	0/4/4/4
26	PEB	fy	201	-	-	7/24/74/74	0/4/4/4
26	PEB	Q8	202	-	-	8/24/74/74	0/4/4/4
26	PEB	gu	201	-	-	8/24/74/74	0/4/4/4
26	PEB	C2	302	-	-	8/24/74/74	0/4/4/4
26	PEB	b9	403	-	-	8/24/74/74	0/4/4/4
26	PEB	G9	201	-	-	8/24/74/74	0/4/4/4
26	PEB	N2	202	-	-	8/24/74/74	0/4/4/4
26	PEB	W2	202	-	-	8/24/74/74	0/4/4/4
26	PEB	X5	401	-	-	8/24/74/74	0/4/4/4

Continued on next page...

Continued from previous page...

Mol	Type	Chain	Res	Link	Chirals	Torsions	Rings
26	PEB	X2	202	-	-	7/24/74/74	0/4/4/4
28	PUB	D4	203	-	-	7/24/74/74	0/4/4/4
28	PUB	dK	203	-	-	7/24/74/74	0/4/4/4
26	PEB	y8	201	-	-	8/24/74/74	0/4/4/4
26	PEB	34	1003	-	-	8/24/74/74	0/4/4/4
26	PEB	dK	201	-	-	8/24/74/74	0/4/4/4
26	PEB	az	201	-	-	8/24/74/74	0/4/4/4
26	PEB	hO	202	-	-	8/24/74/74	0/4/4/4
26	PEB	aM	202	-	-	8/24/74/74	0/4/4/4
26	PEB	gw	202	-	-	8/24/74/74	0/4/4/4
28	PUB	Y9	305	-	-	7/24/74/74	0/4/4/4
26	PEB	h5	202	-	-	8/24/74/74	0/4/4/4
28	PUB	d3	303	-	-	7/24/74/74	0/4/4/4
26	PEB	L3	201	-	-	8/24/74/74	0/4/4/4
26	PEB	bQ	201	-	-	8/24/74/74	0/4/4/4
26	PEB	am	1001	-	-	8/24/74/74	0/4/4/4
26	PEB	o3	201	-	-	8/24/74/74	0/4/4/4
26	PEB	bw	202	-	-	8/24/74/74	0/4/4/4
26	PEB	M4	202	-	-	8/24/74/74	0/4/4/4
28	PUB	jK	1003	-	-	7/24/74/74	0/4/4/4
26	PEB	B8	202	-	-	8/24/74/74	0/4/4/4
26	PEB	f4	201	-	-	8/24/74/74	0/4/4/4
28	PUB	fm	203	-	-	7/24/74/74	0/4/4/4
26	PEB	M9	201	-	-	8/24/74/74	0/4/4/4
28	PUB	L4	203	-	-	7/24/74/74	0/4/4/4
26	PEB	bu	201	-	-	8/24/74/74	0/4/4/4
28	PUB	Y9	304	-	-	7/24/74/74	0/4/4/4
26	PEB	fm	202	-	-	7/24/74/74	0/4/4/4
26	PEB	p2	202	-	-	7/24/74/74	0/4/4/4
26	PEB	e9	301	-	-	8/24/74/74	0/4/4/4
28	PUB	kU	1003	-	-	7/24/74/74	0/4/4/4
26	PEB	s7	201	-	-	8/24/74/74	0/4/4/4
26	PEB	o3	202	-	-	8/24/74/74	0/4/4/4
26	PEB	r4	201	11	-	7/24/74/74	0/4/4/4

Continued on next page...

Continued from previous page...

Mol	Type	Chain	Res	Link	Chirals	Torsions	Rings
26	PEB	hZ	401	-	-	8/24/74/74	0/4/4/4
26	PEB	aH	202	-	-	8/24/74/74	0/4/4/4
26	PEB	cK	201	-	-	8/24/74/74	0/4/4/4
28	PUB	gd	202	-	-	7/24/74/74	0/4/4/4
28	PUB	eR	203	-	-	7/24/74/74	0/4/4/4
26	PEB	J9	202	-	-	7/24/74/74	0/4/4/4
29	PVN	Z9	1004	12	1/1/14/18	10/24/74/74	0/4/4/4
29	PVN	a3	1004	-	1/1/14/18	15/24/74/74	0/4/4/4
26	PEB	gk	202	-	-	7/24/74/74	0/4/4/4
26	PEB	J8	202	-	-	8/24/74/74	0/4/4/4
26	PEB	h2	202	-	-	7/24/74/74	0/4/4/4
26	PEB	K7	201	-	-	8/24/74/74	0/4/4/4
28	PUB	e6	203	-	-	7/24/74/74	0/4/4/4
26	PEB	U7	202	-	-	8/24/74/74	0/4/4/4
26	PEB	w2	203	-	-	8/24/74/74	0/4/4/4
26	PEB	T5	201	-	-	8/24/74/74	0/4/4/4
26	PEB	av	201	-	-	8/24/74/74	0/4/4/4
26	PEB	E6	202	-	-	8/24/74/74	0/4/4/4
26	PEB	dZ	1002	-	-	8/24/74/74	0/4/4/4
26	PEB	J5	202	-	-	7/24/74/74	0/4/4/4
27	CYC	h1	201	-	-	10/25/74/74	0/4/4/4
26	PEB	e9	302	-	-	8/24/74/74	0/4/4/4
26	PEB	V3	202	-	-	7/24/74/74	0/4/4/4
26	PEB	bV	201	-	-	8/24/74/74	0/4/4/4
26	PEB	aZ	302	-	-	8/24/74/74	0/4/4/4
26	PEB	dA	202	-	-	8/24/74/74	0/4/4/4
28	PUB	ap	203	-	-	7/24/74/74	0/4/4/4
26	PEB	dq	202	-	-	8/24/74/74	0/4/4/4
26	PEB	h4	201	-	-	8/24/74/74	0/4/4/4
28	PUB	gi	203	-	-	7/24/74/74	0/4/4/4
26	PEB	bv	202	-	-	8/24/74/74	0/4/4/4
26	PEB	bK	1002	-	-	8/24/74/74	0/4/4/4
26	PEB	bU	202	-	-	8/24/74/74	0/4/4/4
26	PEB	dx	401	-	-	8/24/74/74	0/4/4/4

Continued on next page...

Continued from previous page...

Mol	Type	Chain	Res	Link	Chirals	Torsions	Rings
26	PEB	eF	201	-	-	8/24/74/74	0/4/4/4
28	PUB	az	203	-	-	7/24/74/74	0/4/4/4
26	PEB	bg	201	-	-	8/24/74/74	0/4/4/4
26	PEB	U8	1003	-	-	8/24/74/74	0/4/4/4
28	PUB	P9	203	-	-	7/24/74/74	0/4/4/4
26	PEB	eW	202	10	-	8/24/74/74	0/4/4/4
26	PEB	bF	202	-	-	7/24/74/74	0/4/4/4
26	PEB	l4	201	-	-	8/24/74/74	0/4/4/4
28	PUB	lr	203	-	-	7/24/74/74	0/4/4/4
28	PUB	D2	304	-	-	7/24/74/74	0/4/4/4
26	PEB	dQ	202	-	-	8/24/74/74	0/4/4/4
26	PEB	e7	201	-	-	8/24/74/74	0/4/4/4
26	PEB	Y7	1001	-	-	8/24/74/74	0/4/4/4
26	PEB	du	201	-	-	8/24/74/74	0/4/4/4
26	PEB	d9	302	-	-	8/24/74/74	0/4/4/4
26	PEB	Z9	1003	-	-	8/24/74/74	0/4/4/4
26	PEB	Z7	201	-	-	8/24/74/74	0/4/4/4
26	PEB	fp	202	-	-	8/24/74/74	0/4/4/4
26	PEB	gs	201	-	-	8/24/74/74	0/4/4/4
26	PEB	dG	201	-	-	8/24/74/74	0/4/4/4
26	PEB	h4	202	-	-	8/24/74/74	0/4/4/4
26	PEB	m2	202	-	-	8/24/74/74	0/4/4/4
26	PEB	t7	202	-	-	7/24/74/74	0/4/4/4
26	PEB	en	202	-	-	7/24/74/74	0/4/4/4
26	PEB	ed	202	-	-	8/24/74/74	0/4/4/4
26	PEB	da	1002	-	-	8/24/74/74	0/4/4/4
26	PEB	hP	201	-	-	8/24/74/74	0/4/4/4
26	PEB	h8	201	-	-	8/24/74/74	0/4/4/4
28	PUB	x4	202	-	-	7/24/74/74	0/4/4/4
28	PUB	gv	203	-	-	7/24/74/74	0/4/4/4
26	PEB	d8	302	-	-	8/24/74/74	0/4/4/4
26	PEB	ez	1001	-	-	8/24/74/74	0/4/4/4
28	PUB	D7	203	-	-	7/24/74/74	0/4/4/4
26	PEB	cu	202	10	-	8/24/74/74	0/4/4/4

Continued on next page...

Continued from previous page...

Mol	Type	Chain	Res	Link	Chirals	Torsions	Rings
26	PEB	z8	202	-	-	8/24/74/74	0/4/4/4
26	PEB	kS	1002	-	-	7/24/74/74	0/4/4/4
26	PEB	K6	202	-	-	8/24/74/74	0/4/4/4
28	PUB	jO	1003	-	-	7/24/74/74	0/4/4/4
26	PEB	dO	202	-	-	8/24/74/74	0/4/4/4
28	PUB	J7	202	-	-	7/24/74/74	0/4/4/4
26	PEB	d6	201	-	-	8/24/74/74	0/4/4/4
26	PEB	l6	201	-	-	8/24/74/74	0/4/4/4
26	PEB	G4	202	-	-	8/24/74/74	0/4/4/4
26	PEB	M4	201	-	-	8/24/74/74	0/4/4/4
28	PUB	hY	405	-	-	7/24/74/74	0/4/4/4
26	PEB	cV	201	-	-	8/24/74/74	0/4/4/4
26	PEB	m5	1001	-	-	8/24/74/74	0/4/4/4
26	PEB	f9	202	-	-	8/24/74/74	0/4/4/4
26	PEB	jK	1002	-	-	7/24/74/74	0/4/4/4
28	PUB	r4	202	-	-	7/24/74/74	0/4/4/4
26	PEB	aZ	301	-	-	8/24/74/74	0/4/4/4
26	PEB	P3	201	-	-	8/24/74/74	0/4/4/4
26	PEB	cI	201	-	-	8/24/74/74	0/4/4/4
26	PEB	k5	201	-	-	8/24/74/74	0/4/4/4
28	PUB	T3	203	-	-	7/24/74/74	0/4/4/4
26	PEB	aY	402	-	-	8/24/74/74	0/4/4/4
28	PUB	dT	203	-	-	7/24/74/74	0/4/4/4
26	PEB	bu	202	-	-	8/24/74/74	0/4/4/4
26	PEB	m7	202	-	-	8/24/74/74	0/4/4/4
26	PEB	dT	202	-	-	8/24/74/74	0/4/4/4
28	PUB	dB	202	-	-	7/24/74/74	0/4/4/4
26	PEB	as	202	-	-	8/24/74/74	0/4/4/4
26	PEB	j6	202	-	-	8/24/74/74	0/4/4/4
26	PEB	cV	202	-	-	8/24/74/74	0/4/4/4
26	PEB	x7	202	-	-	7/24/74/74	0/4/4/4
26	PEB	f7	202	10	-	8/24/74/74	0/4/4/4
26	PEB	el	202	-	-	7/24/74/74	0/4/4/4
26	PEB	hY	402	-	-	8/24/74/74	0/4/4/4

Continued on next page...

Continued from previous page...

Mol	Type	Chain	Res	Link	Chirals	Torsions	Rings
26	PEB	A4	201	-	-	8/24/74/74	0/4/4/4
26	PEB	34	1002	-	-	7/24/74/74	0/4/4/4
26	PEB	k6	1001	10	-	8/24/74/74	0/4/4/4
28	PUB	D3	203	-	-	7/24/74/74	0/4/4/4
28	PUB	d9	305	-	-	7/24/74/74	0/4/4/4
26	PEB	aJ	201	-	-	8/24/74/74	0/4/4/4
26	PEB	iC	1002	-	-	7/24/74/74	0/4/4/4
28	PUB	p9	203	-	-	7/24/74/74	0/4/4/4
26	PEB	bs	1002	-	-	8/24/74/74	0/4/4/4
28	PUB	D5	203	11	-	7/24/74/74	0/4/4/4
29	PVN	44	303	14	1/1/14/18	17/24/74/74	0/4/4/4
26	PEB	g2	201	-	-	8/24/74/74	0/4/4/4
26	PEB	hT	204	-	-	8/24/74/74	0/4/4/4
26	PEB	aL	201	-	-	8/24/74/74	0/4/4/4
27	CYC	t1	201	-	-	10/25/74/74	0/4/4/4
26	PEB	V2	201	-	-	8/24/74/74	0/4/4/4
26	PEB	R5	202	-	-	7/24/74/74	0/4/4/4
26	PEB	dr	201	-	-	8/24/74/74	0/4/4/4
26	PEB	cS	202	-	-	8/24/74/74	0/4/4/4
26	PEB	Q5	201	-	-	8/24/74/74	0/4/4/4
26	PEB	ep	201	-	-	8/24/74/74	0/4/4/4
26	PEB	bz	202	-	-	8/24/74/74	0/4/4/4
28	PUB	dL	203	-	-	7/24/74/74	0/4/4/4
26	PEB	j8	201	-	-	8/24/74/74	0/4/4/4
26	PEB	z9	202	-	-	8/24/74/74	0/4/4/4
26	PEB	ei	201	-	-	8/24/74/74	0/4/4/4
27	CYC	w1	201	-	-	9/25/74/74	0/4/4/4
26	PEB	bd	201	18	-	8/24/74/74	0/4/4/4
26	PEB	ff	202	-	-	7/24/74/74	0/4/4/4
28	PUB	b9	407	12	-	7/24/74/74	0/4/4/4
26	PEB	aj	201	-	-	8/24/74/74	0/4/4/4
26	PEB	go	202	10	-	8/24/74/74	0/4/4/4
26	PEB	e4	202	-	-	7/24/74/74	0/4/4/4
28	PUB	kR	1003	-	-	7/24/74/74	0/4/4/4

Continued on next page...

Continued from previous page...

Mol	Type	Chain	Res	Link	Chirals	Torsions	Rings
26	PEB	k2	202	-	-	8/24/74/74	0/4/4/4
26	PEB	dR	201	-	-	8/24/74/74	0/4/4/4
26	PEB	ah	202	-	-	7/24/74/74	0/4/4/4
26	PEB	ep	202	-	-	7/24/74/74	0/4/4/4
28	PUB	v2	203	-	-	7/24/74/74	0/4/4/4
26	PEB	lo	202	-	-	8/24/74/74	0/4/4/4
26	PEB	eW	201	-	-	8/24/74/74	0/4/4/4
28	PUB	T4	202	-	-	7/24/74/74	0/4/4/4
26	PEB	O2	202	-	-	8/24/74/74	0/4/4/4
26	PEB	z6	201	-	-	8/24/74/74	0/4/4/4
26	PEB	I4	201	-	-	8/24/74/74	0/4/4/4
26	PEB	al	201	-	-	8/24/74/74	0/4/4/4
29	PVN	hY	404	-	1/1/14/18	12/24/74/74	0/4/4/4
28	PUB	n6	203	11	-	7/24/74/74	0/4/4/4
28	PUB	fo	203	-	-	7/24/74/74	0/4/4/4
26	PEB	fo	201	-	-	8/24/74/74	0/4/4/4
26	PEB	jL	1001	-	-	8/24/74/74	0/4/4/4
26	PEB	cm	1001	-	-	8/24/74/74	0/4/4/4
26	PEB	T8	302	-	-	8/24/74/74	0/4/4/4
26	PEB	F3	202	-	-	7/24/74/74	0/4/4/4
26	PEB	kW	1002	-	-	7/24/74/74	0/4/4/4
26	PEB	G2	201	-	-	8/24/74/74	0/4/4/4
28	PUB	dt	203	-	-	7/24/74/74	0/4/4/4
26	PEB	cz	202	-	-	7/24/74/74	0/4/4/4
28	PUB	P3	203	-	-	7/24/74/74	0/4/4/4
26	PEB	bQ	203	-	-	7/24/74/74	0/4/4/4
26	PEB	bs	1003	-	-	8/24/74/74	0/4/4/4
26	PEB	p2	201	-	-	8/24/74/74	0/4/4/4
28	PUB	hY	406	-	-	7/24/74/74	0/4/4/4
26	PEB	lb	202	-	-	8/24/74/74	0/4/4/4
26	PEB	M3	201	-	-	8/24/74/74	0/4/4/4
26	PEB	aU	201	-	-	8/24/74/74	0/4/4/4
26	PEB	bM	201	-	-	8/24/74/74	0/4/4/4
26	PEB	eM	1001	-	-	8/24/74/74	0/4/4/4

Continued on next page...

Continued from previous page...

Mol	Type	Chain	Res	Link	Chirals	Torsions	Rings
26	PEB	ge	201	-	-	8/24/74/74	0/4/4/4
28	PUB	34	1006	12	-	7/24/74/74	0/4/4/4
26	PEB	eK	202	-	-	8/24/74/74	0/4/4/4
28	PUB	ln	203	-	-	7/24/74/74	0/4/4/4
26	PEB	V7	202	-	-	7/24/74/74	0/4/4/4
26	PEB	H4	201	-	-	8/24/74/74	0/4/4/4
26	PEB	v5	202	-	-	7/24/74/74	0/4/4/4
28	PUB	V6	203	-	-	7/24/74/74	0/4/4/4
28	PUB	dp	203	-	-	7/24/74/74	0/4/4/4
26	PEB	W6	201	-	-	8/24/74/74	0/4/4/4
26	PEB	D4	201	-	-	8/24/74/74	0/4/4/4
26	PEB	a9	602	-	-	8/24/74/74	0/4/4/4
28	PUB	aV	203	-	-	7/24/74/74	0/4/4/4
26	PEB	hY	401	-	-	8/24/74/74	0/4/4/4
26	PEB	L2	201	-	-	8/24/74/74	0/4/4/4
26	PEB	b9	401	-	-	8/24/74/74	0/4/4/4
28	PUB	g8	202	-	-	7/24/74/74	0/4/4/4
26	PEB	K7	202	-	-	8/24/74/74	0/4/4/4
26	PEB	P2	202	-	-	8/24/74/74	0/4/4/4
28	PUB	eY	404	-	-	7/24/74/74	0/4/4/4
26	PEB	U7	201	-	-	8/24/74/74	0/4/4/4
28	PUB	Z5	306	-	-	7/24/74/74	0/4/4/4
26	PEB	ay	1001	-	-	8/24/74/74	0/4/4/4
26	PEB	hU	201	-	-	8/24/74/74	0/4/4/4
28	PUB	ei	203	-	-	7/24/74/74	0/4/4/4
26	PEB	O4	1001	-	-	8/24/74/74	0/4/4/4
26	PEB	bN	201	-	-	8/24/74/74	0/4/4/4
26	PEB	jN	1002	-	-	7/24/74/74	0/4/4/4
26	PEB	v8	202	-	-	8/24/74/74	0/4/4/4
29	PVN	d8	303	-	1/1/14/18	14/24/74/74	0/4/4/4
26	PEB	hF	202	-	-	8/24/74/74	0/4/4/4
28	PUB	D2	305	-	-	7/24/74/74	0/4/4/4
28	PUB	o8	203	-	-	7/24/74/74	0/4/4/4
28	PUB	c8	304	-	-	7/24/74/74	0/4/4/4

Continued on next page...

Continued from previous page...

Mol	Type	Chain	Res	Link	Chirals	Torsions	Rings
26	PEB	er	201	-	-	8/24/74/74	0/4/4/4
26	PEB	ds	202	-	-	8/24/74/74	0/4/4/4
26	PEB	W3	202	-	-	8/24/74/74	0/4/4/4
26	PEB	hS	202	-	-	8/24/74/74	0/4/4/4
26	PEB	aQ	202	-	-	8/24/74/74	0/4/4/4
28	PUB	B6	203	-	-	7/24/74/74	0/4/4/4
26	PEB	eG	202	-	-	8/24/74/74	0/4/4/4
28	PUB	V3	203	-	-	7/24/74/74	0/4/4/4
26	PEB	bH	201	-	-	8/24/74/74	0/4/4/4
26	PEB	R3	202	-	-	7/24/74/74	0/4/4/4
26	PEB	ew	301	-	-	8/24/74/74	0/4/4/4
26	PEB	bL	201	-	-	8/24/74/74	0/4/4/4
26	PEB	T9	202	-	-	7/24/74/74	0/4/4/4
26	PEB	B2	501	-	-	8/24/74/74	0/4/4/4
26	PEB	b8	1002	-	-	8/24/74/74	0/4/4/4
26	PEB	L4	202	-	-	8/24/74/74	0/4/4/4
26	PEB	e4	201	-	-	8/24/74/74	0/4/4/4
26	PEB	k2	201	-	-	8/24/74/74	0/4/4/4
28	PUB	cM	203	-	-	7/24/74/74	0/4/4/4
26	PEB	kR	1002	-	-	7/24/74/74	0/4/4/4
26	PEB	A1	301	-	-	7/24/74/74	0/4/4/4
26	PEB	X7	202	-	-	7/24/74/74	0/4/4/4
26	PEB	L5	201	-	-	8/24/74/74	0/4/4/4
26	PEB	u6	202	-	-	8/24/74/74	0/4/4/4
26	PEB	fc	201	-	-	8/24/74/74	0/4/4/4
26	PEB	fl	202	-	-	8/24/74/74	0/4/4/4
29	PVN	T8	303	-	1/1/14/18	15/24/74/74	0/4/4/4
26	PEB	p8	202	-	-	7/24/74/74	0/4/4/4
28	PUB	fj	203	11	-	7/24/74/74	0/4/4/4
26	PEB	r3	202	-	-	7/24/74/74	0/4/4/4
26	PEB	kV	1002	-	-	7/24/74/74	0/4/4/4
26	PEB	x2	201	-	-	8/24/74/74	0/4/4/4
26	PEB	x3	201	-	-	8/24/74/74	0/4/4/4
26	PEB	iB	1002	-	-	8/24/74/74	0/4/4/4

Continued on next page...

Continued from previous page...

Mol	Type	Chain	Res	Link	Chirals	Torsions	Rings
26	PEB	O7	201	-	-	8/24/74/74	0/4/4/4
26	PEB	cP	201	-	-	8/24/74/74	0/4/4/4
26	PEB	gz	301	-	-	8/24/74/74	0/4/4/4
26	PEB	a7	201	-	-	8/24/74/74	0/4/4/4
28	PUB	aZ	304	-	-	7/24/74/74	0/4/4/4
26	PEB	K9	1002	-	-	8/24/74/74	0/4/4/4
26	PEB	fl	201	-	-	8/24/74/74	0/4/4/4
26	PEB	e6	202	-	-	8/24/74/74	0/4/4/4
26	PEB	bx	202	-	-	8/24/74/74	0/4/4/4
26	PEB	f2	202	-	-	7/24/74/74	0/4/4/4
26	PEB	kQ	1001	-	-	8/24/74/74	0/4/4/4
28	PUB	df	203	-	-	7/24/74/74	0/4/4/4
28	PUB	v9	203	11	-	7/24/74/74	0/4/4/4
26	PEB	S2	201	-	-	8/24/74/74	0/4/4/4
26	PEB	dU	201	-	-	8/24/74/74	0/4/4/4
26	PEB	D9	201	-	-	8/24/74/74	0/4/4/4
26	PEB	aP	202	-	-	8/24/74/74	0/4/4/4
26	PEB	eu	202	-	-	8/24/74/74	0/4/4/4
26	PEB	s8	201	-	-	8/24/74/74	0/4/4/4
26	PEB	gz	302	-	-	8/24/74/74	0/4/4/4
26	PEB	v9	201	-	-	8/24/74/74	0/4/4/4
26	PEB	w8	201	-	-	8/24/74/74	0/4/4/4
28	PUB	at	203	11	-	7/24/74/74	0/4/4/4
26	PEB	az	202	-	-	7/24/74/74	0/4/4/4
26	PEB	bm	1002	-	-	8/24/74/74	0/4/4/4
27	CYC	Q1	201	-	-	9/25/74/74	0/4/4/4
26	PEB	gf	202	-	-	8/24/74/74	0/4/4/4
26	PEB	K9	1001	-	-	8/24/74/74	0/4/4/4
26	PEB	m3	202	-	-	8/24/74/74	0/4/4/4
26	PEB	v7	201	-	-	8/24/74/74	0/4/4/4
26	PEB	eI	202	-	-	8/24/74/74	0/4/4/4
26	PEB	cd	202	18	-	7/24/74/74	0/4/4/4
26	PEB	dK	202	-	-	8/24/74/74	0/4/4/4
26	PEB	lc	201	-	-	8/24/74/74	0/4/4/4

Continued on next page...

Continued from previous page...

Mol	Type	Chain	Res	Link	Chirals	Torsions	Rings
26	PEB	hQ	201	-	-	8/24/74/74	0/4/4/4
26	PEB	cb	201	-	-	8/24/74/74	0/4/4/4
26	PEB	eL	202	-	-	7/24/74/74	0/4/4/4
26	PEB	dj	201	-	-	8/24/74/74	0/4/4/4
26	PEB	s8	202	-	-	8/24/74/74	0/4/4/4
26	PEB	N7	201	-	-	8/24/74/74	0/4/4/4
26	PEB	hE	1002	-	-	8/24/74/74	0/4/4/4
26	PEB	I9	201	-	-	8/24/74/74	0/4/4/4
26	PEB	Q9	202	-	-	8/24/74/74	0/4/4/4
26	PEB	ff	201	-	-	8/24/74/74	0/4/4/4
26	PEB	44	301	-	-	8/24/74/74	0/4/4/4
26	PEB	r2	201	-	-	8/24/74/74	0/4/4/4
28	PUB	aD	203	-	-	7/24/74/74	0/4/4/4
28	PUB	ly	405	-	-	7/24/74/74	0/4/4/4
27	CYC	y1	201	-	-	9/25/74/74	0/4/4/4
26	PEB	k7	1001	-	-	8/24/74/74	0/4/4/4
26	PEB	gv	202	-	-	7/24/74/74	0/4/4/4
26	PEB	r9	201	-	-	8/24/74/74	0/4/4/4
28	PUB	p4	203	-	-	7/24/74/74	0/4/4/4
26	PEB	m6	201	-	-	8/24/74/74	0/4/4/4
26	PEB	Z4	201	-	-	8/24/74/74	0/4/4/4
26	PEB	n8	201	-	-	7/24/74/74	0/4/4/4
28	PUB	B5	203	-	-	7/24/74/74	0/4/4/4
26	PEB	G8	201	-	-	8/24/74/74	0/4/4/4
28	PUB	aY	404	-	-	7/24/74/74	0/4/4/4
26	PEB	N7	202	-	-	7/24/74/74	0/4/4/4
26	PEB	c5	201	-	-	8/24/74/74	0/4/4/4
28	PUB	bD	203	-	-	7/24/74/74	0/4/4/4
26	PEB	dx	402	-	-	8/24/74/74	0/4/4/4
26	PEB	eG	201	-	-	8/24/74/74	0/4/4/4
26	PEB	W5	301	-	-	8/24/74/74	0/4/4/4
26	PEB	S5	202	-	-	8/24/74/74	0/4/4/4
28	PUB	p7	202	11	-	7/24/74/74	0/4/4/4
26	PEB	C3	1002	-	-	8/24/74/74	0/4/4/4

Continued on next page...

Continued from previous page...

Mol	Type	Chain	Res	Link	Chirals	Torsions	Rings
26	PEB	E5	202	-	-	8/24/74/74	0/4/4/4
26	PEB	fq	202	-	-	7/24/74/74	0/4/4/4
26	PEB	C4	1001	-	-	8/24/74/74	0/4/4/4
26	PEB	hL	202	-	-	7/24/74/74	0/4/4/4
26	PEB	cL	202	-	-	7/24/74/74	0/4/4/4
26	PEB	bI	201	-	-	8/24/74/74	0/4/4/4
28	PUB	c6	203	-	-	7/24/74/74	0/4/4/4
28	PUB	r5	203	-	-	7/24/74/74	0/4/4/4
27	CYC	a1	201	-	-	9/25/74/74	0/4/4/4
26	PEB	E7	202	-	-	8/24/74/74	0/4/4/4
26	PEB	gy	303	-	-	8/24/74/74	0/4/4/4
28	PUB	f8	203	11	-	7/24/74/74	0/4/4/4
26	PEB	v3	202	-	-	7/24/74/74	0/4/4/4
26	PEB	F2	201	-	-	8/24/74/74	0/4/4/4
27	CYC	b2	1001	-	-	10/25/74/74	0/4/4/4
26	PEB	r3	201	-	-	8/24/74/74	0/4/4/4
27	CYC	d1	1001	-	-	9/25/74/74	0/4/4/4
28	PUB	aB	203	-	-	7/24/74/74	0/4/4/4
28	PUB	e9	306	-	-	7/24/74/74	0/4/4/4
26	PEB	es	201	-	-	8/24/74/74	0/4/4/4
26	PEB	ae	201	-	-	8/24/74/74	0/4/4/4
28	PUB	X6	203	-	-	7/24/74/74	0/4/4/4
28	PUB	eX	202	-	-	7/24/74/74	0/4/4/4
26	PEB	D3	202	-	-	7/24/74/74	0/4/4/4
26	PEB	aq	201	-	-	8/24/74/74	0/4/4/4
26	PEB	T7	201	-	-	8/24/74/74	0/4/4/4
26	PEB	o8	201	-	-	8/24/74/74	0/4/4/4
26	PEB	cU	201	-	-	8/24/74/74	0/4/4/4
29	PVN	hZ	403	-	1/1/14/18	12/24/74/74	0/4/4/4
26	PEB	J4	201	-	-	8/24/74/74	0/4/4/4
27	CYC	O1	201	-	-	9/25/74/74	0/4/4/4
26	PEB	kX	1002	-	-	7/24/74/74	0/4/4/4
26	PEB	j8	202	-	-	8/24/74/74	0/4/4/4
26	PEB	B4	201	-	-	8/24/74/74	0/4/4/4

Continued on next page...

Continued from previous page...

Mol	Type	Chain	Res	Link	Chirals	Torsions	Rings
26	PEB	lr	202	-	-	7/24/74/74	0/4/4/4
26	PEB	i5	201	-	-	8/24/74/74	0/4/4/4
26	PEB	I2	201	-	-	8/24/74/74	0/4/4/4
28	PUB	dv	202	-	-	7/24/74/74	0/4/4/4
26	PEB	B8	201	-	-	8/24/74/74	0/4/4/4
26	PEB	c3	301	-	-	8/24/74/74	0/4/4/4
26	PEB	jI	1001	-	-	8/24/74/74	0/4/4/4
26	PEB	L7	201	-	-	7/24/74/74	0/4/4/4
26	PEB	T7	202	-	-	7/24/74/74	0/4/4/4
28	PUB	r2	203	-	-	7/24/74/74	0/4/4/4
26	PEB	S5	203	-	-	7/24/74/74	0/4/4/4
26	PEB	ab	201	-	-	8/24/74/74	0/4/4/4
26	PEB	v2	202	-	-	8/24/74/74	0/4/4/4
26	PEB	Y3	201	-	-	8/24/74/74	0/4/4/4
26	PEB	z9	201	-	-	8/24/74/74	0/4/4/4
26	PEB	aw	201	-	-	8/24/74/74	0/4/4/4
26	PEB	k8	202	-	-	8/24/74/74	0/4/4/4
26	PEB	al	202	-	-	7/24/74/74	0/4/4/4
26	PEB	kS	1001	-	-	8/24/74/74	0/4/4/4
28	PUB	cn	202	-	-	7/24/74/74	0/4/4/4
26	PEB	S9	202	-	-	8/24/74/74	0/4/4/4
26	PEB	bZ	303	-	-	8/24/74/74	0/4/4/4
26	PEB	hN	202	-	-	7/24/74/74	0/4/4/4
28	PUB	Z3	203	-	-	7/24/74/74	0/4/4/4
26	PEB	da	1001	-	-	8/24/74/74	0/4/4/4
26	PEB	Z3	201	-	-	8/24/74/74	0/4/4/4
26	PEB	bZ	302	-	-	8/24/74/74	0/4/4/4
26	PEB	bw	201	-	-	8/24/74/74	0/4/4/4
26	PEB	c3	302	-	-	8/24/74/74	0/4/4/4
26	PEB	bP	202	-	-	7/24/74/74	0/4/4/4
26	PEB	cE	201	-	-	8/24/74/74	0/4/4/4
26	PEB	dt	202	-	-	8/24/74/74	0/4/4/4
26	PEB	c4	202	-	-	8/24/74/74	0/4/4/4
26	PEB	U6	201	10	-	8/24/74/74	0/4/4/4

Continued on next page...

Continued from previous page...

Mol	Type	Chain	Res	Link	Chirals	Torsions	Rings
26	PEB	fe	202	-	-	8/24/74/74	0/4/4/4
26	PEB	O6	202	-	-	8/24/74/74	0/4/4/4
26	PEB	cB	202	-	-	7/24/74/74	0/4/4/4
26	PEB	dd	202	-	-	7/24/74/74	0/4/4/4
26	PEB	G7	202	-	-	8/24/74/74	0/4/4/4
26	PEB	D7	201	-	-	8/24/74/74	0/4/4/4
26	PEB	ct	201	-	-	8/24/74/74	0/4/4/4
29	PVN	bZ	304	-	1/1/14/18	14/24/74/74	0/4/4/4
26	PEB	bM	202	10	-	8/24/74/74	0/4/4/4
26	PEB	Z8	201	-	-	8/24/74/74	0/4/4/4
28	PUB	cP	203	-	-	7/24/74/74	0/4/4/4
27	CYC	P1	201	-	-	9/25/74/74	0/4/4/4
26	PEB	dE	201	-	-	8/24/74/74	0/4/4/4
28	PUB	r3	203	-	-	7/24/74/74	0/4/4/4
26	PEB	O8	201	-	-	8/24/74/74	0/4/4/4
26	PEB	q6	202	-	-	8/24/74/74	0/4/4/4
26	PEB	le	202	-	-	8/24/74/74	0/4/4/4
26	PEB	ls	201	-	-	8/24/74/74	0/4/4/4
26	PEB	V6	202	-	-	8/24/74/74	0/4/4/4
26	PEB	Y8	202	-	-	8/24/74/74	0/4/4/4
26	PEB	X7	201	-	-	8/24/74/74	0/4/4/4
26	PEB	lt	202	-	-	8/24/74/74	0/4/4/4
26	PEB	cA	202	-	-	8/24/74/74	0/4/4/4
26	PEB	G2	202	-	-	8/24/74/74	0/4/4/4
28	PUB	bs	1004	11	-	7/24/74/74	0/4/4/4
26	PEB	aN	201	-	-	8/24/74/74	0/4/4/4
26	PEB	E5	201	-	-	8/24/74/74	0/4/4/4
26	PEB	M2	202	10	-	8/24/74/74	0/4/4/4
26	PEB	N3	201	-	-	8/24/74/74	0/4/4/4
28	PUB	P7	203	-	-	7/24/74/74	0/4/4/4
28	PUB	L7	202	-	-	7/24/74/74	0/4/4/4
26	PEB	Z9	1007	-	-	8/24/74/74	0/4/4/4
26	PEB	H6	201	11	-	8/24/74/74	0/4/4/4
26	PEB	jN	1001	-	-	8/24/74/74	0/4/4/4

Continued on next page...

Continued from previous page...

Mol	Type	Chain	Res	Link	Chirals	Torsions	Rings
28	PUB	P6	203	-	-	7/24/74/74	0/4/4/4
26	PEB	dI	1002	-	-	8/24/74/74	0/4/4/4
28	PUB	c3	305	-	-	7/24/74/74	0/4/4/4
26	PEB	s3	201	-	-	8/24/74/74	0/4/4/4
28	PUB	cq	203	-	-	7/24/74/74	0/4/4/4
28	PUB	z7	203	-	-	7/24/74/74	0/4/4/4
28	PUB	bo	203	-	-	7/24/74/74	0/4/4/4
26	PEB	t6	202	-	-	8/24/74/74	0/4/4/4
26	PEB	aW	302	-	-	8/24/74/74	0/4/4/4
26	PEB	n9	402	-	-	8/24/74/74	0/4/4/4
28	PUB	dx	406	-	-	7/24/74/74	0/4/4/4
26	PEB	hW	201	-	-	8/24/74/74	0/4/4/4
26	PEB	o8	202	-	-	8/24/74/74	0/4/4/4
26	PEB	ba	1001	-	-	8/24/74/74	0/4/4/4
26	PEB	ga	201	-	-	8/24/74/74	0/4/4/4
26	PEB	hA	201	10	-	8/24/74/74	0/4/4/4
26	PEB	W7	201	-	-	8/24/74/74	0/4/4/4
26	PEB	V9	202	-	-	7/24/74/74	0/4/4/4
28	PUB	c3	304	-	-	7/24/74/74	0/4/4/4
26	PEB	T6	201	-	-	8/24/74/74	0/4/4/4
28	PUB	fa	202	-	-	7/24/74/74	0/4/4/4

The worst 5 of 11802 bond length outliers are listed below:

Mol	Chain	Res	Type	Atoms	Z	Observed(Å)	Ideal(Å)
27	X1	201	CYC	CHA-C1A	15.87	1.48	1.35
27	V1	201	CYC	CHA-C1A	15.86	1.48	1.35
27	R1	1001	CYC	CHA-C1A	15.85	1.48	1.35
27	i1	1001	CYC	CHA-C1A	15.85	1.48	1.35
27	I1	201	CYC	CHA-C1A	15.84	1.48	1.35

The worst 5 of 17239 bond angle outliers are listed below:

Mol	Chain	Res	Type	Atoms	Z	Observed(^{o})	Ideal(^{o})
29	Z5	304	PVN	C5-C4-N1	16.81	133.47	113.95
29	44	303	PVN	C5-C4-N1	16.79	133.45	113.95
29	Z9	1004	PVN	C5-C4-N1	14.94	131.29	113.95

Continued on next page...

Continued from previous page...

Mol	Chain	Res	Type	Atoms	Z	Observed(^{o})	Ideal(^{o})
29	U8	1004	PVN	C5-C4-N1	14.90	131.24	113.95
29	dw	404	PVN	C5-C4-N1	14.20	130.44	113.95

5 of 36 chirality outliers are listed below:

Mol	Chain	Res	Type	Atom
29	A2	1004	PVN	C4
29	C2	303	PVN	C4
29	D2	303	PVN	C4
29	a3	1004	PVN	C4
29	c3	303	PVN	C4

5 of 16017 torsion outliers are listed below:

Mol	Chain	Res	Type	Atoms
26	A1	301	PEB	C1C-C2C-CAC-CBC
26	A1	301	PEB	C3C-C2C-CAC-CBC
26	A1	301	PEB	NB-C1B-CHA-C4A
26	A1	301	PEB	C2B-C1B-CHA-C4A
26	B1	301	PEB	C1C-C2C-CAC-CBC

There are no ring outliers.

2045 monomers are involved in 29198 short contacts:

Mol	Chain	Res	Type	Clashes	Symm-Clashes
26	eI	201	PEB	10	0
26	i3	201	PEB	19	0
26	cG	202	PEB	8	0
26	eP	202	PEB	7	0
26	n6	202	PEB	9	0
28	N4	203	PUB	4	0
26	l7	201	PEB	10	0
26	bY	1001	PEB	16	0
26	R4	202	PEB	20	0
26	dN	202	PEB	12	0
26	C3	1001	PEB	13	0
26	s5	202	PEB	5	0
26	E8	201	PEB	7	0
26	dn	202	PEB	35	0
26	L5	202	PEB	17	0
26	cO	201	PEB	18	0
26	C5	201	PEB	20	0

Continued on next page...

Continued from previous page...

Mol	Chain	Res	Type	Clashes	Symm-Clashes
26	k8	201	PEB	19	0
26	A2	1002	PEB	21	0
26	fj	202	PEB	21	0
26	m7	201	PEB	10	0
28	iD	1003	PUB	2	0
26	f9	201	PEB	29	0
26	eC	201	PEB	7	0
26	cd	201	PEB	31	0
26	U5	201	PEB	15	0
28	lz	405	PUB	18	0
26	y3	201	PEB	12	0
26	cj	201	PEB	10	0
26	gg	202	PEB	8	0
28	I8	203	PUB	1	0
28	x5	202	PUB	9	0
26	k3	201	PEB	5	0
26	p5	201	PEB	8	0
26	lg	202	PEB	7	0
29	d3	302	PVN	6	0
26	dX	201	PEB	16	0
26	iB	1001	PEB	21	0
26	cC	1001	PEB	15	0
26	W6	202	PEB	7	0
28	ez	1006	PUB	21	0
26	S7	202	PEB	7	0
28	hN	203	PUB	3	0
26	ef	201	PEB	14	0
28	fw	203	PUB	8	0
28	hZ	404	PUB	13	0
26	eM	1002	PEB	21	0
26	fw	201	PEB	23	0
28	bn	202	PUB	13	0
26	hO	201	PEB	7	0
28	fy	202	PUB	23	0
26	eQ	201	PEB	14	0
26	t8	201	PEB	4	0
28	kT	1003	PUB	6	0
26	eu	201	PEB	15	0
26	Z9	1001	PEB	19	0
28	hL	203	PUB	3	0
26	cR	201	PEB	14	0
26	y7	201	PEB	12	0

Continued on next page...

Continued from previous page...

Mol	Chain	Res	Type	Clashes	Symm-Clashes
28	U8	1005	PUB	24	0
26	n2	202	PEB	6	0
26	cV	203	PEB	23	0
26	D3	201	PEB	20	0
26	er	202	PEB	25	0
26	A5	202	PEB	4	0
26	p9	201	PEB	15	0
28	eY	405	PUB	23	0
26	D5	201	PEB	15	0
29	34	1004	PVN	14	0
28	Z9	1005	PUB	25	0
28	dH	203	PUB	3	0
26	K6	201	PEB	9	0
26	aD	202	PEB	5	0
26	bH	202	PEB	10	0
26	cv	202	PEB	35	0
26	I5	202	PEB	6	0
28	l7	203	PUB	7	0
28	Z6	203	PUB	8	0
26	bi	201	PEB	28	0
26	iD	1001	PEB	11	0
28	c7	203	PUB	3	0
28	cO	203	PUB	8	0
26	af	202	PEB	17	0
26	c5	202	PEB	13	0
26	gi	202	PEB	26	0
26	aH	201	PEB	8	0
26	d8	301	PEB	12	0
26	d9	303	PEB	14	0
28	e7	203	PUB	5	0
26	a8	602	PEB	14	0
26	cl	202	PEB	9	0
26	K5	1002	PEB	4	0
26	z2	202	PEB	10	0
26	E2	1002	PEB	34	0
26	gl	202	PEB	29	0
26	lm	1001	PEB	6	0
26	O4	1002	PEB	7	0
28	ge	203	PUB	7	0
26	A3	201	PEB	12	0
26	w9	202	PEB	2	0
26	c6	202	PEB	5	0

Continued on next page...

Continued from previous page...

Mol	Chain	Res	Type	Clashes	Symm-Clashes
26	S6	201	PEB	13	0
26	f8	202	PEB	23	0
26	l3	201	PEB	16	0
26	bh	202	PEB	9	0
26	do	201	PEB	8	0
28	jL	1003	PUB	13	0
26	t9	202	PEB	17	0
26	cO	202	PEB	5	0
28	dj	203	PUB	7	0
26	fj	201	PEB	42	0
26	by	1001	PEB	8	0
26	C5	202	PEB	7	0
26	F6	202	PEB	13	0
26	gs	202	PEB	15	0
26	Z5	301	PEB	12	0
26	g4	202	PEB	7	0
26	U4	201	PEB	51	0
26	ad	202	PEB	6	0
26	hM	1002	PEB	3	0
26	Y6	201	PEB	4	0
26	H2	201	PEB	5	0
28	ez	1005	PUB	15	0
27	U1	201	CYC	10	0
26	hP	202	PEB	13	0
28	gz	306	PUB	14	0
28	d6	203	PUB	11	0
28	el	203	PUB	9	0
26	F7	201	PEB	14	0
26	J9	201	PEB	8	0
28	cR	203	PUB	1	0
26	V6	201	PEB	15	0
26	dp	201	PEB	18	0
28	dd	203	PUB	28	0
26	dW	202	PEB	9	0
26	hQ	202	PEB	5	0
26	hX	202	PEB	15	0
28	z2	203	PUB	6	0
26	l5	202	PEB	20	0
27	q1	201	CYC	13	0
28	aF	203	PUB	6	0
26	t4	201	PEB	18	0
26	L6	201	PEB	4	0

Continued on next page...

Continued from previous page...

Mol	Chain	Res	Type	Clashes	Symm-Clashes
28	F9	203	PUB	8	0
28	K8	203	PUB	28	0
26	iH	1001	PEB	11	0
26	N6	202	PEB	27	0
29	c3	303	PVN	13	0
26	j9	201	PEB	15	0
26	fa	201	PEB	28	0
28	J4	203	PUB	11	0
28	n9	403	PUB	11	0
26	Z3	202	PEB	9	0
26	ah	201	PEB	7	0
26	cY	201	PEB	40	0
29	eZ	402	PVN	85	0
26	q9	201	PEB	9	0
28	e8	305	PUB	62	0
26	aj	202	PEB	3	0
26	Y9	302	PEB	21	0
26	aS	201	PEB	22	0
28	dl	203	PUB	36	0
26	bD	202	PEB	5	0
26	e3	1002	PEB	16	0
28	hB	203	PUB	14	0
26	eS	201	PEB	5	0
26	eY	401	PEB	28	0
26	J7	201	PEB	4	0
26	S4	202	PEB	43	0
28	lj	202	PUB	5	0
26	W3	203	PEB	16	0
28	eH	203	PUB	7	0
26	gj	201	PEB	15	0
28	A2	1006	PUB	31	0
26	cP	202	PEB	6	0
28	eJ	203	PUB	5	0
26	r5	202	PEB	9	0
26	b7	201	PEB	11	0
28	V7	203	PUB	6	0
28	gp	203	PUB	7	0
28	gg	203	PUB	10	0
26	o9	201	PEB	8	0
26	bo	201	PEB	15	0
26	hD	201	PEB	37	0
28	z5	203	PUB	10	0

Continued on next page...

Continued from previous page...

Mol	Chain	Res	Type	Clashes	Symm-Clashes
28	ev	203	PUB	11	0
26	aY	401	PEB	18	0
26	V2	202	PEB	9	0
28	dn	203	PUB	5	0
26	P4	202	PEB	24	0
26	O3	1001	PEB	18	0
26	Y2	202	PEB	5	0
26	P6	202	PEB	8	0
28	hJ	203	PUB	1	0
29	dx	405	PVN	9	0
26	s3	202	PEB	1	0
28	v6	203	PUB	7	0
26	hH	201	PEB	11	0
26	c9	302	PEB	10	0
26	u4	202	PEB	6	0
26	w8	202	PEB	10	0
26	aB	201	PEB	14	0
26	Y7	1002	PEB	19	0
26	S7	201	PEB	11	0
26	kW	1001	PEB	10	0
26	go	201	PEB	11	0
26	hW	202	PEB	40	0
28	eV	203	PUB	13	0
26	cD	202	PEB	12	0
26	cp	201	PEB	7	0
29	D2	303	PVN	8	0
26	m5	1003	PEB	12	0
26	dV	201	PEB	11	0
26	B3	202	PEB	5	0
26	db	202	PEB	13	0
29	ez	1004	PVN	9	0
26	eO	202	PEB	13	0
26	p6	201	PEB	14	0
26	w4	202	PEB	5	0
26	U8	1002	PEB	18	0
28	h2	203	PUB	11	0
26	cZ	202	PEB	16	0
26	gh	202	PEB	16	0
26	dw	402	PEB	29	0
26	ft	202	PEB	31	0
26	cX	201	PEB	5	0
28	H3	203	PUB	6	0

Continued on next page...

Continued from previous page...

Mol	Chain	Res	Type	Clashes	Symm-Clashes
28	bN	203	PUB	24	0
26	u6	201	PEB	5	0
26	cW	201	PEB	7	0
26	br	201	PEB	13	0
28	hZ	405	PUB	17	0
26	dh	202	PEB	25	0
26	b8	1003	PEB	22	0
28	M8	203	PUB	7	0
26	G6	202	PEB	12	0
26	U6	202	PEB	18	0
26	K2	201	PEB	6	0
28	aL	203	PUB	8	0
26	O9	202	PEB	12	0
26	lb	201	PEB	13	0
26	G5	201	PEB	24	0
28	d8	304	PUB	17	0
28	lz	404	PUB	18	0
28	J3	203	PUB	5	0
26	bl	202	PEB	14	0
26	ej	202	PEB	14	0
28	J6	203	PUB	10	0
26	bI	202	PEB	15	0
26	ly	401	PEB	44	0
26	N3	202	PEB	5	0
29	dw	404	PVN	5	0
28	z4	203	PUB	3	0
26	jM	1001	PEB	14	0
28	ax	202	PUB	3	0
26	o4	202	PEB	3	0
27	J1	201	CYC	23	0
26	u5	201	PEB	7	0
26	bW	301	PEB	24	0
26	M5	202	PEB	1	0
26	Y5	1001	PEB	32	0
26	r7	202	PEB	34	0
26	X6	202	PEB	10	0
26	s9	202	PEB	18	0
26	g5	202	PEB	8	0
26	F8	1001	PEB	9	0
26	aT	202	PEB	6	0
26	N8	201	PEB	15	0
28	ec	203	PUB	8	0

Continued on next page...

Continued from previous page...

Mol	Chain	Res	Type	Clashes	Symm-Clashes
26	x8	201	PEB	2	0
28	p6	203	PUB	19	0
28	bR	202	PUB	19	0
26	a6	201	PEB	22	0
26	l9	201	PEB	7	0
26	P7	201	PEB	18	0
26	ee	201	PEB	16	0
26	U9	201	PEB	7	0
26	fc	202	PEB	66	0
26	t6	201	PEB	16	0
26	aQ	201	PEB	2	0
28	iF	1003	PUB	7	0
26	t2	202	PEB	45	0
26	D5	202	PEB	15	0
26	w5	202	PEB	3	0
26	dD	202	PEB	5	0
28	lv	202	PUB	8	0
26	z4	201	PEB	8	0
26	cF	201	PEB	9	0
26	L4	201	PEB	18	0
26	u2	202	PEB	28	0
26	B2	502	PEB	16	0
26	f3	201	PEB	14	0
26	gy	301	PEB	12	0
27	j1	201	CYC	22	0
26	M6	1001	PEB	13	0
26	t5	201	PEB	18	0
28	Y5	1005	PUB	23	0
26	h8	202	PEB	46	0
26	U2	201	PEB	15	0
28	e8	304	PUB	21	0
26	H9	202	PEB	9	0
26	fv	201	PEB	40	0
28	v7	203	PUB	14	0
28	x6	203	PUB	10	0
26	e7	202	PEB	9	0
26	dS	201	PEB	5	0
26	af	201	PEB	16	0
26	dU	202	PEB	9	0
26	y3	202	PEB	3	0
26	dI	1001	PEB	6	0
26	b3	502	PEB	16	0

Continued on next page...

Continued from previous page...

Mol	Chain	Res	Type	Clashes	Symm-Clashes
27	p1	201	CYC	24	0
26	dW	201	PEB	7	0
26	bS	202	PEB	7	0
26	a4	201	PEB	22	0
26	bx	201	PEB	11	0
26	ez	1003	PEB	11	0
26	Q2	1001	PEB	12	0
26	k8	203	PEB	14	0
26	bP	201	PEB	12	0
28	ey	1006	PUB	26	0
26	do	202	PEB	13	0
26	ld	201	PEB	19	0
26	H8	201	PEB	5	0
26	dc	203	PEB	13	0
26	T2	201	PEB	9	0
26	dd	201	PEB	11	0
26	hE	1001	PEB	13	0
26	hV	201	PEB	13	0
26	gx	202	PEB	14	0
26	fw	202	PEB	19	0
26	I8	201	PEB	17	0
26	cT	1001	PEB	3	0
26	gb	1002	PEB	11	0
26	aA	201	PEB	7	0
26	lp	202	PEB	15	0
26	v5	201	PEB	12	0
26	q3	1001	PEB	12	0
26	T8	301	PEB	18	0
28	cF	202	PUB	14	0
26	ev	202	PEB	8	0
26	dp	202	PEB	29	0
26	t3	202	PEB	9	0
26	I6	201	PEB	19	0
26	M2	201	PEB	11	0
26	cI	202	PEB	6	0
26	D8	202	PEB	29	0
26	x9	202	PEB	9	0
26	f6	201	PEB	10	0
26	eN	201	PEB	15	0
26	aF	202	PEB	5	0
26	F9	202	PEB	7	0
26	n3	201	PEB	13	0

Continued on next page...

Continued from previous page...

Mol	Chain	Res	Type	Clashes	Symm-Clashes
26	W2	201	PEB	12	0
26	q5	202	PEB	5	0
28	r6	203	PUB	10	0
28	eD	203	PUB	9	0
26	cs	202	PEB	12	0
26	O6	201	PEB	9	0
26	cB	201	PEB	20	0
28	U8	1006	PUB	25	0
26	h6	202	PEB	6	0
26	q9	202	PEB	1	0
26	fe	201	PEB	14	0
26	C8	202	PEB	8	0
26	q5	201	PEB	8	0
26	X3	201	PEB	13	0
27	I1	201	CYC	6	0
28	Z9	1006	PUB	27	0
26	i6	202	PEB	16	0
26	n6	201	PEB	15	0
28	f3	203	PUB	1	0
26	dL	202	PEB	8	0
28	R4	203	PUB	3	0
28	lt	203	PUB	8	0
26	i2	201	PEB	16	0
26	o7	201	PEB	15	0
26	aC	201	PEB	14	0
26	s5	201	PEB	17	0
26	et	201	PEB	17	0
26	bJ	202	PEB	12	0
28	n5	203	PUB	4	0
26	n5	201	PEB	6	0
26	gm	1001	PEB	9	0
26	ge	202	PEB	6	0
26	br	202	PEB	14	0
28	B9	203	PUB	4	0
28	x9	203	PUB	5	0
26	eP	203	PEB	45	0
26	H9	201	PEB	10	0
27	c1	201	CYC	24	0
26	S6	202	PEB	6	0
26	U4	202	PEB	12	0
26	lw	203	PEB	37	0
28	y7	203	PUB	39	0

Continued on next page...

Continued from previous page...

Mol	Chain	Res	Type	Clashes	Symm-Clashes
28	c8	305	PUB	47	0
26	d3	301	PEB	11	0
26	Y3	202	PEB	7	0
26	aw	202	PEB	3	0
27	g1	201	CYC	21	0
26	ac	201	PEB	21	0
26	ll	201	PEB	15	0
27	W1	201	CYC	23	0
26	co	201	PEB	7	0
26	v6	202	PEB	25	0
26	d6	202	PEB	17	0
26	ln	202	PEB	5	0
26	eX	201	PEB	16	0
26	lz	402	PEB	23	0
26	B1	301	PEB	16	0
28	kV	1003	PUB	13	0
26	be	201	PEB	36	0
28	eN	203	PUB	3	0
28	J5	203	PUB	4	0
26	M3	202	PEB	4	0
26	o2	1001	PEB	18	0
26	J5	201	PEB	14	0
26	ls	202	PEB	24	0
28	n7	203	PUB	12	0
26	fg	202	PEB	33	0
28	v5	203	PUB	13	0
26	bc	201	PEB	20	0
26	cx	201	PEB	11	0
28	N3	203	PUB	13	0
26	at	202	PEB	18	0
28	lf	203	PUB	13	0
26	la	1001	PEB	9	0
26	cG	201	PEB	2	0
26	y7	202	PEB	26	0
26	dc	201	PEB	2	0
26	an	201	PEB	7	0
26	p4	201	PEB	25	0
26	aE	201	PEB	9	0
27	V1	201	CYC	14	0
26	l4	202	PEB	9	0
26	g6	202	PEB	40	0
26	bN	202	PEB	18	0

Continued on next page...

Continued from previous page...

Mol	Chain	Res	Type	Clashes	Symm-Clashes
28	r7	203	PUB	13	0
26	aV	202	PEB	7	0
26	F5	202	PEB	10	0
28	jP	1003	PUB	20	0
26	C9	202	PEB	2	0
26	F9	201	PEB	13	0
26	M8	202	PEB	31	0
26	m2	201	PEB	10	0
28	eF	203	PUB	2	0
28	y8	203	PUB	2	0
26	z6	202	PEB	26	0
26	dH	201	PEB	9	0
26	J3	202	PEB	7	0
26	F8	1002	PEB	3	0
26	A5	203	PEB	10	0
26	c7	201	PEB	16	0
26	aE	202	PEB	29	0
26	y6	203	PEB	19	0
26	cs	201	PEB	19	0
26	t5	202	PEB	17	0
26	R2	202	PEB	5	0
27	S1	201	CYC	14	0
26	cu	201	PEB	6	0
26	P7	202	PEB	10	0
26	h6	201	PEB	9	0
26	kV	1001	PEB	9	0
28	br	203	PUB	9	0
26	b3	501	PEB	23	0
26	eF	202	PEB	3	0
26	ap	202	PEB	5	0
26	au	202	PEB	2	0
26	bq	201	PEB	16	0
28	L3	203	PUB	1	0
26	hD	202	PEB	10	0
26	dZ	1001	PEB	12	0
26	cJ	202	PEB	10	0
26	bJ	201	PEB	10	0
28	R3	203	PUB	14	0
26	o7	202	PEB	13	0
26	Z6	201	PEB	15	0
26	eH	201	PEB	25	0
28	bz	203	PUB	9	0

Continued on next page...

Continued from previous page...

Mol	Chain	Res	Type	Clashes	Symm-Clashes
28	hT	203	PUB	2	0
26	bk	201	PEB	24	0
26	cz	201	PEB	10	0
26	eA	1002	PEB	17	0
26	i3	202	PEB	5	0
29	eY	403	PVN	43	0
26	jO	1002	PEB	11	0
28	T8	304	PUB	2	0
28	L2	203	PUB	11	0
28	l6	203	PUB	20	0
26	aB	202	PEB	5	0
26	ec	202	PEB	7	0
28	cY	203	PUB	32	0
26	lj	201	PEB	15	0
26	A2	1001	PEB	14	0
26	dC	202	PEB	4	0
26	kT	1002	PEB	41	0
26	i3	203	PEB	15	0
26	y8	202	PEB	4	0
26	U9	202	PEB	3	0
26	ev	201	PEB	11	0
26	em	202	PEB	3	0
26	aK	1002	PEB	19	0
28	dX	203	PUB	10	0
26	ly	403	PEB	22	0
26	B6	201	PEB	17	0
28	Z4	203	PUB	3	0
26	V4	202	PEB	8	0
26	c4	201	PEB	36	0
26	Q6	201	PEB	12	0
27	s1	201	CYC	12	0
26	R5	201	PEB	26	0
26	A6	1002	PEB	24	0
26	cj	202	PEB	8	0
26	di	202	PEB	10	0
29	aY	403	PVN	11	0
26	dF	201	PEB	6	0
26	e9	303	PEB	13	0
26	cS	201	PEB	18	0
26	g2	202	PEB	8	0
26	lw	201	PEB	25	0
26	E3	202	PEB	8	0

Continued on next page...

Continued from previous page...

Mol	Chain	Res	Type	Clashes	Symm-Clashes
26	cl	201	PEB	23	0
26	f2	201	PEB	6	0
26	H3	202	PEB	4	0
26	ao	202	PEB	4	0
26	z2	201	PEB	11	0
28	lp	203	PUB	10	0
26	U2	202	PEB	2	0
26	cn	201	PEB	7	0
26	ar	202	PEB	6	0
26	gw	201	PEB	14	0
26	W4	201	PEB	19	0
28	fq	203	PUB	3	0
26	v7	202	PEB	14	0
26	h2	201	PEB	13	0
26	P8	201	PEB	4	0
26	B5	202	PEB	11	0
26	K8	201	PEB	15	0
26	H3	201	PEB	17	0
26	A2	1003	PEB	20	0
26	ek	1002	PEB	3	0
26	eh	202	PEB	2	0
26	bb	201	PEB	18	0
26	M8	201	PEB	37	0
26	jP	1002	PEB	12	0
26	lh	202	PEB	5	0
26	fi	202	PEB	61	0
28	t9	203	PUB	7	0
28	et	203	PUB	4	0
26	m5	1002	PEB	12	0
26	24	401	PEB	15	0
26	M7	1003	PEB	8	0
26	w2	201	PEB	12	0
26	et	202	PEB	16	0
26	k4	201	PEB	31	0
28	z6	203	PUB	18	0
26	gv	201	PEB	17	0
26	eJ	201	PEB	20	0
26	bB	201	PEB	20	0
26	g3	202	PEB	5	0
26	dG	202	PEB	8	0
28	C2	305	PUB	38	0
26	dT	201	PEB	8	0

Continued on next page...

Continued from previous page...

Mol	Chain	Res	Type	Clashes	Symm-Clashes
26	V7	201	PEB	10	0
26	A5	201	PEB	20	0
26	P4	201	PEB	19	0
26	ca	1001	PEB	13	0
26	z5	201	PEB	7	0
26	j6	201	PEB	12	0
26	gh	201	PEB	18	0
28	bY	1006	PUB	30	0
26	aD	201	PEB	8	0
28	V5	203	PUB	3	0
28	R6	203	PUB	3	0
26	gm	1002	PEB	9	0
29	b8	1004	PVN	17	0
26	r6	202	PEB	10	0
28	bV	203	PUB	8	0
28	cE	203	PUB	6	0
27	N1	201	CYC	16	0
26	D4	202	PEB	6	0
26	cN	201	PEB	3	0
26	bv	201	PEB	9	0
28	fi	203	PUB	20	0
26	aP	201	PEB	5	0
26	de	201	PEB	13	0
28	dP	203	PUB	10	0
26	em	201	PEB	15	0
28	T5	202	PUB	8	0
28	L9	203	PUB	15	0
26	u3	201	PEB	15	0
26	y9	1002	PEB	11	0
26	k9	201	PEB	24	0
26	H5	201	PEB	17	0
27	o1	1001	CYC	16	0
26	x6	202	PEB	24	0
26	ds	201	PEB	17	0
26	t4	202	PEB	14	0
26	la	1002	PEB	18	0
26	fk	202	PEB	16	0
26	de	202	PEB	13	0
26	dM	1002	PEB	11	0
26	ea	202	PEB	31	0
26	aW	301	PEB	14	0
26	c6	201	PEB	16	0

Continued on next page...

Continued from previous page...

Mol	Chain	Res	Type	Clashes	Symm-Clashes
26	N4	202	PEB	13	0
26	jK	1001	PEB	11	0
28	gy	306	PUB	16	0
28	aN	203	PUB	18	0
26	H7	202	PEB	18	0
26	L8	202	PEB	4	0
26	C7	202	PEB	16	0
28	O8	203	PUB	10	0
26	A9	201	PEB	8	0
28	E8	203	PUB	6	0
26	F3	201	PEB	6	0
28	X7	203	PUB	23	0
28	F2	203	PUB	8	0
28	gr	202	PUB	4	0
26	J3	201	PEB	10	0
29	U8	1004	PVN	14	0
26	N5	201	PEB	15	0
26	T3	202	PEB	53	0
27	H1	201	CYC	34	0
26	dz	401	PEB	9	0
28	jI	1003	PUB	2	0
26	eB	202	PEB	11	0
26	ei	202	PEB	12	0
28	eb	202	PUB	11	0
26	J6	201	PEB	21	0
26	ek	1001	PEB	11	0
26	eN	202	PEB	7	0
26	eO	201	PEB	12	0
26	s2	201	PEB	11	0
26	s4	201	PEB	15	0
28	x3	203	PUB	7	0
26	y5	1002	PEB	4	0
26	r7	201	PEB	15	0
26	fb	201	PEB	52	0
26	x5	201	PEB	11	0
26	iF	1002	PEB	15	0
26	Z5	303	PEB	7	0
26	aN	202	PEB	24	0
28	hD	203	PUB	5	0
26	a3	1002	PEB	8	0
26	m3	201	PEB	12	0
26	aY	406	PEB	9	0

Continued on next page...

Continued from previous page...

Mol	Chain	Res	Type	Clashes	Symm-Clashes
26	m9	1001	PEB	5	0
28	cN	202	PUB	6	0
28	dD	203	PUB	8	0
26	dY	201	PEB	13	0
26	A8	201	PEB	21	0
28	an	202	PUB	14	0
26	eH	202	PEB	19	0
26	b8	1001	PEB	15	0
28	dh	203	PUB	43	0
26	cq	202	PEB	6	0
26	bo	202	PEB	12	0
26	i8	201	PEB	29	0
26	kR	1001	PEB	6	0
28	eP	204	PUB	8	0
26	R7	201	PEB	9	0
26	li	202	PEB	11	0
26	ck	201	PEB	24	0
26	ej	201	PEB	13	0
28	v3	203	PUB	12	0
26	c7	202	PEB	9	0
26	a9	603	PEB	30	0
26	K4	202	PEB	4	0
28	jJ	1003	PUB	3	0
28	b8	1005	PUB	19	0
28	dV	203	PUB	6	0
26	b9	404	PEB	23	0
28	R9	203	PUB	8	0
26	R3	201	PEB	24	0
26	bK	1001	PEB	3	0
28	iH	1002	PUB	17	0
26	cW	202	PEB	2	0
26	x6	201	PEB	22	0
26	i7	201	PEB	14	0
26	F4	201	PEB	17	0
26	Q7	202	PEB	2	0
26	l8	201	PEB	16	0
28	j3	202	PUB	3	0
28	Z5	305	PUB	21	0
26	g5	201	PEB	13	0
26	O3	1002	PEB	1	0
26	h9	202	PEB	9	0
26	hL	201	PEB	11	0

Continued on next page...

Continued from previous page...

Mol	Chain	Res	Type	Clashes	Symm-Clashes
28	l3	202	PUB	6	0
26	M7	1002	PEB	4	0
26	bA	202	PEB	10	0
26	X4	202	PEB	27	0
27	Y1	201	CYC	16	0
28	aZ	305	PUB	38	0
26	L2	202	PEB	16	0
28	b6	203	PUB	3	0
26	bF	201	PEB	14	0
28	P2	203	PUB	7	0
26	i4	201	PEB	26	0
26	lf	202	PEB	6	0
26	u2	201	PEB	21	0
27	k1	201	CYC	10	0
26	dm	202	PEB	30	0
28	hX	203	PUB	3	0
26	en	201	PEB	22	0
28	V4	203	PUB	34	0
28	ga	203	PUB	3	0
28	H7	203	PUB	11	0
26	E9	202	PEB	3	0
28	dY	203	PUB	3	0
26	C4	1002	PEB	1	0
26	eg	202	PEB	6	0
26	g7	201	PEB	11	0
28	D9	203	PUB	12	0
26	gz	303	PEB	13	0
26	O9	201	PEB	11	0
26	Y4	201	PEB	13	0
26	l9	202	PEB	4	0
26	hF	201	PEB	56	0
26	p4	202	PEB	9	0
26	hG	201	PEB	11	0
26	G3	201	PEB	25	0
26	aR	201	PEB	20	0
26	aV	201	PEB	13	0
27	u1	1001	CYC	10	0
28	gn	203	PUB	6	0
26	S9	201	PEB	13	0
29	bY	1004	PVN	12	0
26	z3	201	PEB	16	0
26	eD	201	PEB	13	0

Continued on next page...

Continued from previous page...

Mol	Chain	Res	Type	Clashes	Symm-Clashes
26	bZ	301	PEB	24	0
26	p9	202	PEB	8	0
26	hN	201	PEB	12	0
26	f7	201	PEB	9	0
28	hR	203	PUB	27	0
26	hA	202	PEB	37	0
26	gp	201	PEB	10	0
26	J8	201	PEB	13	0
26	jM	1002	PEB	12	0
26	dt	201	PEB	10	0
26	hC	202	PEB	4	0
28	gt	203	PUB	11	0
26	lo	203	PEB	14	0
26	hB	202	PEB	20	0
26	as	201	PEB	14	0
26	q2	202	PEB	8	0
26	L3	202	PEB	11	0
26	h7	201	PEB	10	0
26	Y7	1003	PEB	8	0
26	bQ	202	PEB	24	0
26	G7	201	PEB	6	0
26	lq	203	PEB	16	0
28	b7	202	PUB	10	0
26	V5	201	PEB	29	0
28	fs	203	PUB	25	0
26	B9	201	PEB	13	0
26	E7	201	PEB	16	0
28	t4	203	PUB	5	0
26	q2	201	PEB	3	0
26	q6	201	PEB	10	0
26	eB	201	PEB	11	0
26	l6	202	PEB	17	0
26	kX	1001	PEB	9	0
26	iF	1001	PEB	14	0
27	M1	1001	CYC	24	0
26	Y8	201	PEB	18	0
28	t3	203	PUB	3	0
27	m1	201	CYC	22	0
26	g3	201	PEB	11	0
26	r2	202	PEB	51	0
26	cA	201	PEB	2	0
26	r8	202	PEB	34	0

Continued on next page...

Continued from previous page...

Mol	Chain	Res	Type	Clashes	Symm-Clashes
26	I3	202	PEB	1	0
26	j2	202	PEB	8	0
28	T2	203	PUB	11	0
26	R6	202	PEB	6	0
26	q4	202	PEB	17	0
28	a7	203	PUB	7	0
26	M6	1002	PEB	14	0
26	eE	201	PEB	11	0
26	O2	201	PEB	13	0
26	n7	201	PEB	14	0
26	dP	202	PEB	11	0
27	i1	1001	CYC	12	0
26	lf	201	PEB	11	0
26	cg	201	PEB	31	0
26	cC	1002	PEB	26	0
26	K8	202	PEB	8	0
29	lz	403	PVN	25	0
26	T4	201	PEB	17	0
26	kU	1001	PEB	7	0
26	fd	301	PEB	20	0
28	X4	203	PUB	7	0
26	C9	201	PEB	5	0
26	bT	201	PEB	17	0
26	u9	202	PEB	4	0
26	Z7	202	PEB	5	0
26	dN	201	PEB	13	0
27	S1	202	CYC	20	0
26	dn	201	PEB	9	0
26	eT	202	PEB	15	0
26	E8	202	PEB	5	0
28	T6	203	PUB	22	0
28	hH	203	PUB	3	0
26	iA	1002	PEB	12	0
26	li	201	PEB	17	0
26	fn	1001	PEB	14	0
26	F2	202	PEB	14	0
26	db	201	PEB	22	0
26	p3	201	PEB	10	0
28	ff	203	PUB	6	0
26	o5	201	PEB	6	0
26	cT	1002	PEB	1	0
28	H5	202	PUB	9	0

Continued on next page...

Continued from previous page...

Mol	Chain	Res	Type	Clashes	Symm-Clashes
26	cM	201	PEB	11	0
26	fd	302	PEB	21	0
28	p2	203	PUB	16	0
26	bB	202	PEB	9	0
26	o6	202	PEB	28	0
26	bX	401	PEB	16	0
26	D8	201	PEB	7	0
26	iD	1002	PEB	12	0
26	V4	201	PEB	28	0
27	a2	902	CYC	32	0
26	u7	201	PEB	3	0
26	k6	1002	PEB	24	0
26	bY	1003	PEB	12	0
26	gp	202	PEB	18	0
26	G4	201	PEB	20	0
26	aF	201	PEB	14	0
28	J9	203	PUB	7	0
26	o5	202	PEB	4	0
28	aT	203	PUB	10	0
26	bz	201	PEB	7	0
26	C6	202	PEB	19	0
26	z7	202	PEB	5	0
26	ci	201	PEB	23	0
26	eo	202	PEB	16	0
26	bA	201	PEB	9	0
26	V5	202	PEB	6	0
26	S5	201	PEB	17	0
28	x2	202	PUB	5	0
26	eb	201	PEB	8	0
28	cQ	202	PUB	1	0
26	cE	202	PEB	6	0
26	q8	201	PEB	19	0
26	W8	201	PEB	34	0
26	hS	201	PEB	6	0
26	cv	201	PEB	9	0
26	d7	201	PEB	22	0
26	fx	201	PEB	55	0
26	D7	202	PEB	7	0
26	T9	201	PEB	22	0
26	hT	202	PEB	12	0
28	n2	203	PUB	9	0
26	i6	201	PEB	4	0

Continued on next page...

Continued from previous page...

Mol	Chain	Res	Type	Clashes	Symm-Clashes
26	ct	202	PEB	19	0
26	h3	201	PEB	21	0
26	y4	1001	PEB	10	0
26	ak	201	PEB	23	0
26	q4	201	PEB	8	0
26	W4	202	PEB	38	0
26	cc	201	PEB	19	0
26	eA	1001	PEB	12	0
26	G8	202	PEB	5	0
26	eV	202	PEB	10	0
28	lb	203	PUB	30	0
26	i9	201	PEB	14	0
28	44	305	PUB	28	0
26	ap	201	PEB	15	0
26	w5	201	PEB	11	0
26	fd	303	PEB	24	0
26	l8	202	PEB	29	0
26	fq	201	PEB	55	0
26	gi	201	PEB	10	0
28	n4	203	PUB	4	0
26	ai	201	PEB	14	0
28	cB	203	PUB	3	0
28	P5	202	PUB	11	0
26	O8	202	PEB	16	0
26	d9	301	PEB	15	0
26	j4	201	PEB	24	0
26	cX	202	PEB	14	0
28	kS	1003	PUB	4	0
28	kW	1003	PUB	11	0
26	X8	201	PEB	24	0
26	lr	201	PEB	12	0
26	ay	1002	PEB	10	0
26	dy	401	PEB	9	0
26	ly	402	PEB	6	0
26	hJ	201	PEB	17	0
28	44	304	PUB	22	0
28	aP	203	PUB	4	0
26	cQ	201	PEB	1	0
28	a6	203	PUB	26	0
26	fo	202	PEB	17	0
28	ee	203	PUB	13	0
26	f8	201	PEB	17	0

Continued on next page...

Continued from previous page...

Mol	Chain	Res	Type	Clashes	Symm-Clashes
26	gg	201	PEB	17	0
26	b6	202	PEB	1	0
26	h9	201	PEB	7	0
26	t9	201	PEB	13	0
26	F6	201	PEB	18	0
28	Z7	203	PUB	2	0
28	gk	203	PUB	3	0
26	x3	202	PEB	6	0
28	eZ	404	PUB	18	0
26	gk	201	PEB	16	0
26	ch	202	PEB	10	0
26	ad	201	PEB	12	0
26	p7	201	PEB	10	0
27	e1	201	CYC	12	0
26	Z6	202	PEB	9	0
28	u6	203	PUB	31	0
26	E4	202	PEB	24	0
26	dJ	201	PEB	5	0
28	bq	203	PUB	8	0
28	dw	405	PUB	9	0
26	b4	1001	PEB	23	0
26	f3	202	PEB	13	0
26	H4	202	PEB	19	0
28	D6	202	PUB	3	0
26	cm	1002	PEB	3	0
28	iC	1003	PUB	2	0
26	fb	202	PEB	88	0
26	dY	202	PEB	16	0
27	a2	901	CYC	20	0
28	eT	203	PUB	12	0
26	Q4	201	PEB	12	0
26	dH	202	PEB	16	0
26	I3	201	PEB	16	0
26	D9	202	PEB	7	0
26	U5	202	PEB	4	0
26	z7	201	PEB	14	0
26	S2	202	PEB	4	0
26	eo	201	PEB	14	0
26	fh	1001	PEB	10	0
26	dr	202	PEB	25	0
28	Z2	203	PUB	2	0
26	V8	1001	PEB	25	0

Continued on next page...

Continued from previous page...

Mol	Chain	Res	Type	Clashes	Symm-Clashes
28	jN	1003	PUB	18	0
28	C2	304	PUB	8	0
26	lt	201	PEB	28	0
28	lh	203	PUB	9	0
26	a8	601	PEB	13	0
26	fp	201	PEB	30	0
28	dN	203	PUB	12	0
26	a9	601	PEB	20	0
26	jO	1001	PEB	12	0
26	fi	201	PEB	52	0
26	E2	1001	PEB	17	0
28	iG	1002	PUB	14	0
28	N9	203	PUB	2	0
26	dV	202	PEB	8	0
26	hM	1001	PEB	13	0
26	fx	202	PEB	24	0
26	dP	201	PEB	13	0
26	fs	201	PEB	13	0
28	X3	202	PUB	5	0
26	L9	201	PEB	25	0
26	Y9	301	PEB	8	0
26	U3	201	PEB	20	0
28	bF	203	PUB	7	0
26	i7	202	PEB	3	0
26	aK	1001	PEB	3	0
26	e2	201	PEB	7	0
26	n9	401	PEB	10	0
28	A2	1005	PUB	25	0
26	gt	202	PEB	29	0
28	lx	201	PUB	3	0
26	N4	201	PEB	15	0
29	e9	304	PVN	12	0
26	j7	201	PEB	14	0
26	B6	202	PEB	8	0
26	eQ	202	PEB	11	0
26	bC	201	PEB	13	0
26	hC	201	PEB	4	0
26	S4	201	PEB	22	0
28	hG	202	PUB	5	0
26	B9	202	PEB	5	0
26	fs	202	PEB	10	0
26	bL	202	PEB	20	0

Continued on next page...

Continued from previous page...

Mol	Chain	Res	Type	Clashes	Symm-Clashes
26	ea	203	PEB	6	0
26	ec	201	PEB	21	0
26	ag	201	PEB	22	0
26	cK	202	PEB	3	0
26	hI	202	PEB	3	0
28	z3	203	PUB	5	0
26	r5	201	PEB	14	0
26	v4	201	PEB	14	0
28	C8	203	PUB	11	0
26	bh	201	PEB	19	0
28	n3	203	PUB	5	0
26	t8	202	PEB	15	0
26	dx	404	PEB	9	0
26	p3	202	PEB	10	0
28	bY	1005	PUB	14	0
28	co	202	PUB	10	0
26	l2	202	PEB	7	0
26	lk	202	PEB	6	0
26	k7	1002	PEB	6	0
26	T2	202	PEB	10	0
26	df	201	PEB	19	0
26	O7	202	PEB	2	0
26	c9	301	PEB	15	0
26	S3	202	PEB	9	0
26	a7	202	PEB	7	0
26	e3	1001	PEB	14	0
26	C6	201	PEB	30	0
28	cr	203	PUB	9	0
26	b6	201	PEB	9	0
26	cr	201	PEB	8	0
26	j2	201	PEB	11	0
26	D6	201	PEB	7	0
26	eq	202	PEB	11	0
26	jP	1001	PEB	15	0
26	eB	203	PEB	15	0
26	Q9	201	PEB	4	0
26	lk	201	PEB	8	0
26	ga	202	PEB	12	0
29	Z5	304	PVN	4	0
26	gc	202	PEB	15	0
26	s2	202	PEB	6	0
26	B7	201	PEB	7	0

Continued on next page...

Continued from previous page...

Mol	Chain	Res	Type	Clashes	Symm-Clashes
26	lq	202	PEB	3	0
26	S3	201	PEB	12	0
26	dl	202	PEB	40	0
26	dg	201	PEB	19	0
28	B3	203	PUB	13	0
26	z5	202	PEB	10	0
26	B3	201	PEB	10	0
29	gz	304	PVN	24	0
26	eq	201	PEB	10	0
26	A3	202	PEB	2	0
26	hX	201	PEB	16	0
26	w2	202	PEB	23	0
26	v9	202	PEB	8	0
26	u8	201	PEB	7	0
29	C2	303	PVN	16	0
26	fu	201	PEB	22	0
26	C7	201	PEB	9	0
26	cZ	201	PEB	8	0
28	x7	203	PUB	18	0
26	w6	1001	PEB	24	0
28	jM	1003	PUB	19	0
26	dD	201	PEB	11	0
26	ft	201	PEB	58	0
26	m4	1001	PEB	12	0
26	lc	202	PEB	23	0
26	s7	202	PEB	8	0
26	ff	204	PEB	9	0
26	P5	201	PEB	14	0
26	hY	403	PEB	12	0
26	dh	201	PEB	6	0
26	T3	201	PEB	12	0
28	ll	203	PUB	9	0
26	aI	201	PEB	6	0
26	T6	202	PEB	6	0
26	P9	202	PEB	12	0
26	dj	202	PEB	23	0
26	G6	201	PEB	25	0
26	hH	202	PEB	8	0
26	le	201	PEB	12	0
26	v3	201	PEB	15	0
26	d7	202	PEB	7	0
26	a3	1001	PEB	12	0

Continued on next page...

Continued from previous page...

Mol	Chain	Res	Type	Clashes	Symm-Clashes
26	e8	301	PEB	16	0
28	V9	203	PUB	2	0
26	bD	201	PEB	7	0
26	dL	201	PEB	14	0
26	V9	201	PEB	14	0
26	li	203	PEB	23	0
26	du	203	PEB	33	0
28	bZ	306	PUB	36	0
26	P3	202	PEB	10	0
26	jI	1002	PEB	19	0
26	y2	201	PEB	46	0
26	gt	201	PEB	8	0
26	q7	201	PEB	12	0
26	n5	202	PEB	10	0
28	a3	1005	PUB	23	0
28	bT	202	PUB	12	0
26	s6	202	PEB	22	0
28	X2	203	PUB	13	0
26	dM	1001	PEB	5	0
28	iE	1003	PUB	10	0
26	j9	202	PEB	5	0
27	z1	201	CYC	7	0
26	eR	201	PEB	15	0
26	M5	201	PEB	10	0
26	bY	1002	PEB	4	0
26	N2	201	PEB	16	0
26	u5	202	PEB	10	0
26	e8	302	PEB	6	0
28	v4	203	PUB	9	0
28	aJ	203	PUB	9	0
26	X6	201	PEB	10	0
26	aN	204	PEB	10	0
26	cR	202	PEB	11	0
28	eZ	403	PUB	47	0
26	U8	1001	PEB	15	0
26	cx	202	PEB	9	0
26	ey	1003	PEB	12	0
29	ey	1004	PVN	10	0
28	cH	202	PUB	9	0
26	eE	202	PEB	21	0
26	a3	1003	PEB	4	0
26	K3	201	PEB	16	0

Continued on next page...

Continued from previous page...

Mol	Chain	Res	Type	Clashes	Symm-Clashes
26	l2	201	PEB	13	0
26	eS	202	PEB	20	0
28	di	203	PUB	16	0
26	P2	201	PEB	10	0
26	es	202	PEB	20	0
26	fk	201	PEB	37	0
26	R4	201	PEB	18	0
28	eL	203	PUB	36	0
26	cD	201	PEB	6	0
26	aq	202	PEB	3	0
26	cU	202	PEB	18	0
26	v8	201	PEB	15	0
28	ar	203	PUB	34	0
26	K2	202	PEB	40	0
26	K3	202	PEB	7	0
26	b9	402	PEB	13	0
26	J4	202	PEB	13	0
26	H7	201	PEB	21	0
26	bf	201	PEB	4	0
26	dc	202	PEB	21	0
26	gq	202	PEB	16	0
26	dw	403	PEB	22	0
26	I2	202	PEB	15	0
26	n4	202	PEB	13	0
26	h5	201	PEB	12	0
29	gy	304	PVN	27	0
26	v2	201	PEB	18	0
26	W3	201	PEB	11	0
26	hR	202	PEB	15	0
26	gn	201	PEB	11	0
28	H9	203	PUB	18	0
28	A8	203	PUB	8	0
26	N8	202	PEB	11	0
26	lu	202	PEB	20	0
26	bs	1001	PEB	6	0
28	h3	202	PUB	12	0
26	Q3	201	PEB	5	0
26	R7	202	PEB	18	0
26	u7	202	PEB	10	0
26	iE	1001	PEB	10	0
26	ee	202	PEB	6	0
26	bG	202	PEB	14	0

Continued on next page...

Continued from previous page...

Mol	Chain	Res	Type	Clashes	Symm-Clashes
26	bt	201	PEB	17	0
26	cp	202	PEB	14	0
26	hB	201	PEB	20	0
26	y6	201	PEB	81	0
26	du	202	PEB	25	0
26	H8	202	PEB	11	0
26	dm	201	PEB	6	0
28	dR	203	PUB	11	0
28	eg	203	PUB	10	0
28	dF	203	PUB	2	0
26	bG	201	PEB	14	0
26	j5	201	PEB	30	0
26	bO	201	PEB	8	0
28	H2	202	PUB	11	0
26	A7	201	PEB	17	0
26	D2	301	PEB	12	0
26	bq	202	PEB	6	0
26	lh	201	PEB	20	0
28	c9	304	PUB	9	0
28	r9	203	PUB	32	0
28	ey	1005	PUB	20	0
26	t3	201	PEB	9	0
26	E6	201	PEB	19	0
26	aT	201	PEB	13	0
28	b8	1006	PUB	32	0
26	N9	201	PEB	14	0
26	w3	201	PEB	9	0
26	cq	201	PEB	14	0
26	E4	201	PEB	19	0
26	R6	201	PEB	14	0
28	kX	1003	PUB	10	0
26	x9	201	PEB	15	0
26	eR	202	PEB	18	0
28	f2	203	PUB	6	0
26	cb	202	PEB	11	0
26	dF	202	PEB	6	0
26	t7	201	PEB	8	0
26	w9	201	PEB	5	0
26	dk	1002	PEB	7	0
26	c8	301	PEB	17	0
26	t2	201	PEB	15	0
27	f1	201	CYC	11	0

Continued on next page...

Continued from previous page...

Mol	Chain	Res	Type	Clashes	Symm-Clashes
26	bE	202	PEB	7	0
26	O5	201	PEB	24	0
26	L9	202	PEB	14	0
26	U3	202	PEB	10	0
28	cs	203	PUB	15	0
26	Q7	201	PEB	11	0
26	e2	202	PEB	10	0
26	aA	202	PEB	9	0
26	C8	201	PEB	10	0
26	lw	202	PEB	9	0
26	Y4	202	PEB	10	0
26	e5	201	PEB	34	0
26	W7	202	PEB	5	0
26	X2	201	PEB	9	0
26	G3	202	PEB	7	0
26	c8	302	PEB	1	0
26	X4	201	PEB	63	0
26	P9	201	PEB	16	0
26	G9	202	PEB	2	0
29	Y9	303	PVN	3	0
26	eU	201	PEB	15	0
26	Z9	1002	PEB	3	0
26	g4	201	PEB	20	0
26	w6	1002	PEB	18	0
26	f6	202	PEB	4	0
28	N6	203	PUB	3	0
26	z3	202	PEB	6	0
26	N6	201	PEB	18	0
28	T8	305	PUB	24	0
27	R1	1001	CYC	13	0
28	B4	203	PUB	9	0
28	c9	305	PUB	43	0
29	A2	1004	PVN	19	0
26	lu	201	PEB	6	0
26	w7	1001	PEB	21	0
26	ey	1002	PEB	19	0
28	s7	203	PUB	30	0
26	dJ	202	PEB	6	0
26	eC	202	PEB	12	0
28	z9	203	PUB	5	0
27	n1	201	CYC	22	0
26	k3	202	PEB	7	0

Continued on next page...

Continued from previous page...

Mol	Chain	Res	Type	Clashes	Symm-Clashes
26	I4	202	PEB	12	0
27	l1	201	CYC	12	0
26	cJ	201	PEB	13	0
26	eD	202	PEB	5	0
28	Y5	1006	PUB	35	0
26	dX	202	PEB	11	0
26	lp	201	PEB	18	0
28	d7	203	PUB	8	0
26	y6	202	PEB	20	0
26	p6	202	PEB	8	0
26	dx	403	PEB	11	0
28	hV	203	PUB	3	0
26	F5	201	PEB	11	0
26	iA	1001	PEB	22	0
26	ax	201	PEB	7	0
26	x7	201	PEB	32	0
26	cH	201	PEB	6	0
28	av	203	PUB	4	0
26	H6	202	PEB	5	0
26	fg	201	PEB	46	0
26	lm	1002	PEB	11	0
26	ef	202	PEB	3	0
26	iE	1002	PEB	8	0
26	lo	201	PEB	13	0
28	R2	203	PUB	21	0
26	I7	201	PEB	8	0
26	at	201	PEB	14	0
28	gz	305	PUB	12	0
26	jJ	1001	PEB	23	0
26	u8	202	PEB	31	0
26	u9	201	PEB	15	0
26	E9	201	PEB	12	0
26	aF	204	PEB	16	0
27	K1	201	CYC	16	0
26	hT	201	PEB	23	0
28	h8	203	PUB	12	0
28	cp	203	PUB	12	0
26	Z2	201	PEB	15	0
26	eT	201	PEB	9	0
26	N9	202	PEB	11	0
27	X1	201	CYC	8	0
27	r1	201	CYC	24	0

Continued on next page...

Continued from previous page...

Mol	Chain	Res	Type	Clashes	Symm-Clashes
26	gl	201	PEB	13	0
28	t7	203	PUB	9	0
26	n2	201	PEB	10	0
28	n8	202	PUB	7	0
28	N5	203	PUB	3	0
26	I8	202	PEB	4	0
26	ll	202	PEB	6	0
26	fh	1002	PEB	6	0
26	bj	202	PEB	12	0
26	cf	201	PEB	11	0
26	E3	201	PEB	11	0
28	kQ	1003	PUB	11	0
26	j7	202	PEB	13	0
26	ao	201	PEB	4	0
26	l7	202	PEB	14	0
26	bC	202	PEB	18	0
26	e6	201	PEB	14	0
26	m8	201	PEB	8	0
28	hP	203	PUB	4	0
26	bj	201	PEB	11	0
26	by	1002	PEB	9	0
26	fr	202	PEB	31	0
26	Y5	1003	PEB	24	0
28	t5	203	PUB	6	0
28	fu	202	PUB	68	0
26	aJ	202	PEB	19	0
26	n4	201	PEB	7	0
28	a3	1006	PUB	35	0
26	n7	202	PEB	33	0
26	dz	402	PEB	17	0
26	aS	202	PEB	16	0
26	Q5	202	PEB	7	0
26	r8	201	PEB	15	0
26	w4	201	PEB	10	0
28	B7	202	PUB	12	0
28	ly	406	PUB	15	0
29	e8	303	PVN	11	0
26	s4	202	PEB	12	0
26	ed	201	PEB	14	0
26	n3	202	PEB	11	0
26	ea	201	PEB	13	0
26	bd	202	PEB	30	0

Continued on next page...

Continued from previous page...

Mol	Chain	Res	Type	Clashes	Symm-Clashes
26	df	202	PEB	50	0
28	cJ	203	PUB	4	0
27	b1	1001	CYC	9	0
26	v4	202	PEB	8	0
26	A9	202	PEB	2	0
26	l5	201	PEB	20	0
26	cM	202	PEB	7	0
26	A6	1001	PEB	8	0
26	cr	202	PEB	5	0
28	cL	203	PUB	3	0
28	ld	203	PUB	13	0
26	dO	201	PEB	7	0
26	ln	201	PEB	12	0
28	b9	406	PUB	34	0
26	i2	202	PEB	4	0
28	dw	406	PUB	43	0
26	dC	201	PEB	8	0
26	j3	201	PEB	5	0
26	eV	201	PEB	23	0
26	f5	201	PEB	21	0
26	Q4	202	PEB	7	0
26	Y6	202	PEB	5	0
26	Z5	302	PEB	18	0
26	cw	202	PEB	6	0
26	kU	1002	PEB	8	0
26	cy	1002	PEB	12	0
26	hK	201	PEB	20	0
28	F4	203	PUB	6	0
28	F5	203	PUB	3	0
28	bp	202	PUB	7	0
28	V2	203	PUB	15	0
28	dr	203	PUB	11	0
26	aI	202	PEB	24	0
26	aC	202	PEB	20	0
26	bE	201	PEB	11	0
26	jL	1002	PEB	12	0
26	V3	201	PEB	19	0
26	dQ	201	PEB	13	0
26	dw	401	PEB	15	0
28	Q8	203	PUB	4	0
26	Q8	201	PEB	18	0
26	A8	202	PEB	6	0

Continued on next page...

Continued from previous page...

Mol	Chain	Res	Type	Clashes	Symm-Clashes
28	T7	203	PUB	17	0
26	o6	201	PEB	10	0
26	dq	201	PEB	17	0
28	N2	203	PUB	6	0
28	p5	202	PUB	9	0
26	bt	202	PEB	19	0
26	q7	202	PEB	15	0
28	F7	202	PUB	4	0
26	W8	202	PEB	15	0
28	bZ	305	PUB	19	0
26	A4	202	PEB	2	0
26	cY	202	PEB	14	0
26	s9	201	PEB	11	0
27	L1	201	CYC	15	0
26	bX	402	PEB	15	0
28	eB	204	PUB	8	0
26	au	201	PEB	14	0
26	kQ	1002	PEB	17	0
26	R9	202	PEB	32	0
26	lg	201	PEB	22	0
28	bP	203	PUB	4	0
28	en	203	PUB	11	0
26	j4	202	PEB	7	0
26	bO	202	PEB	13	0
27	v1	201	CYC	12	0
26	K4	201	PEB	24	0
26	fr	201	PEB	34	0
26	b5	1001	PEB	35	0
26	D2	302	PEB	3	0
26	z8	201	PEB	9	0
26	R9	201	PEB	42	0
26	r9	202	PEB	6	0
26	d4	201	PEB	33	0
26	m6	202	PEB	38	0
28	dx	407	PUB	24	0
26	v6	201	PEB	7	0
26	dk	1001	PEB	22	0
26	Z4	202	PEB	7	0
27	G1	1001	CYC	18	0
26	bR	201	PEB	30	0
26	eU	202	PEB	31	0
26	y4	1002	PEB	4	0

Continued on next page...

Continued from previous page...

Mol	Chain	Res	Type	Clashes	Symm-Clashes
28	aH	203	PUB	3	0
26	eY	402	PEB	16	0
26	fz	301	PEB	17	0
26	aM	201	PEB	5	0
26	aa	1001	PEB	23	0
26	hJ	202	PEB	11	0
26	ce	201	PEB	32	0
26	gr	201	PEB	12	0
28	aR	203	PUB	19	0
26	r6	201	PEB	10	0
26	aO	201	PEB	8	0
26	bp	201	PEB	16	0
28	e9	305	PUB	18	0
26	aX	401	PEB	15	0
28	bJ	203	PUB	6	0
29	d9	304	PVN	28	0
26	O5	202	PEB	21	0
26	S3	203	PEB	2	0
26	di	201	PEB	11	0
26	gb	1001	PEB	8	0
26	gn	202	PEB	10	0
26	eL	201	PEB	33	0
28	t6	203	PUB	17	0
26	I5	201	PEB	9	0
26	bl	201	PEB	21	0
26	J2	201	PEB	11	0
29	ly	404	PVN	27	0
26	dA	201	PEB	6	0
26	cw	201	PEB	5	0
29	c8	303	PVN	3	0
26	B5	201	PEB	18	0
26	lv	201	PEB	33	0
26	Q3	202	PEB	5	0
28	p3	203	PUB	10	0
26	g7	202	PEB	4	0
28	R5	203	PUB	40	0
28	H6	203	PUB	5	0
26	bU	201	PEB	11	0
26	aR	202	PEB	14	0
27	Z1	201	CYC	14	0
28	bL	203	PUB	11	0
26	44	302	PEB	11	0

Continued on next page...

Continued from previous page...

Mol	Chain	Res	Type	Clashes	Symm-Clashes
26	L8	201	PEB	4	0
26	Y5	1002	PEB	10	0
26	ch	201	PEB	18	0
26	y2	202	PEB	13	0
26	aL	202	PEB	9	0
26	34	1007	PEB	20	0
26	gj	202	PEB	23	0
28	L5	203	PUB	10	0
28	fc	203	PUB	20	0
29	aZ	303	PVN	6	0
26	G5	202	PEB	1	0
26	j5	202	PEB	21	0
26	ab	202	PEB	7	0
26	cL	201	PEB	16	0
26	bV	202	PEB	9	0
28	t2	203	PUB	18	0
26	eZ	401	PEB	34	0
26	o4	201	PEB	6	0
26	lq	201	PEB	15	0
26	s6	201	PEB	17	0
26	I9	202	PEB	18	0
26	Q4	203	PEB	21	0
26	dl	201	PEB	14	0
26	P8	202	PEB	4	0
28	p8	203	PUB	8	0
28	F3	203	PUB	5	0
26	p8	201	PEB	14	0
26	hV	202	PEB	5	0
26	cy	1001	PEB	7	0
28	cz	203	PUB	9	0
26	av	202	PEB	6	0
26	P6	201	PEB	11	0
26	eK	201	PEB	17	0
26	bS	201	PEB	32	0
26	g8	201	PEB	38	0
28	bB	203	PUB	4	0
26	Q6	202	PEB	33	0
26	iG	1001	PEB	8	0
26	gf	201	PEB	6	0
26	y9	1001	PEB	13	0
28	d3	304	PUB	24	0
26	w3	202	PEB	22	0

Continued on next page...

Continued from previous page...

Mol	Chain	Res	Type	Clashes	Symm-Clashes
28	j2	203	PUB	9	0
28	gx	203	PUB	10	0
26	hR	201	PEB	14	0
26	bn	201	PEB	29	0
26	x8	202	PEB	1	0
26	gx	201	PEB	15	0
26	lz	401	PEB	4	0
28	aY	405	PUB	31	0
26	a6	202	PEB	16	0
28	J2	202	PUB	13	0
26	J6	202	PEB	13	0
26	eJ	202	PEB	5	0
26	X9	401	PEB	13	0
26	el	201	PEB	9	0
26	w7	1002	PEB	2	0
26	ar	201	PEB	10	0
28	N7	203	PUB	11	0
28	er	203	PUB	2	0
26	hK	202	PEB	6	0
26	z4	202	PEB	16	0
26	m8	202	PEB	38	0
26	gq	201	PEB	4	0
26	o2	1002	PEB	3	0
28	bH	203	PUB	7	0
26	cC	1003	PEB	12	0
26	g9	201	PEB	23	0
26	a5	201	PEB	27	0
26	gy	302	PEB	21	0
28	G8	203	PUB	13	0
28	R7	203	PUB	10	0
26	B4	202	PEB	4	0
26	eh	201	PEB	11	0
26	fm	201	PEB	15	0
26	fv	202	PEB	60	0
29	c9	303	PVN	12	0
26	dg	202	PEB	42	0
28	ep	203	PUB	9	0
26	jJ	1002	PEB	19	0
26	y5	1001	PEB	10	0
29	b9	405	PVN	17	0
28	T9	203	PUB	11	0
26	x4	201	PEB	17	0

Continued on next page...

Continued from previous page...

Mol	Chain	Res	Type	Clashes	Symm-Clashes
26	iC	1001	PEB	10	0
26	gc	201	PEB	11	0
26	ey	1001	PEB	16	0
26	ld	202	PEB	5	0
26	ez	1002	PEB	18	0
26	hZ	402	PEB	6	0
26	Y2	201	PEB	14	0
28	y6	204	PUB	17	0
26	aU	202	PEB	41	0
26	g6	201	PEB	7	0
26	K5	1001	PEB	6	0
26	u4	201	PEB	7	0
26	gd	201	PEB	10	0
28	F6	203	PUB	9	0
26	34	1001	PEB	21	0
28	H4	203	PUB	11	0
26	C2	301	PEB	8	0
26	dv	201	PEB	38	0
26	dB	201	PEB	10	0
28	gy	305	PUB	14	0
26	M9	202	PEB	5	0
28	L6	202	PUB	11	0
26	kT	1001	PEB	16	0
26	eP	201	PEB	6	0
26	dR	202	PEB	10	0
26	bm	1001	PEB	10	0
28	P4	203	PUB	10	0
26	fn	1002	PEB	2	0
26	F4	202	PEB	13	0
28	w8	203	PUB	7	0
26	gu	202	PEB	17	0
26	hI	201	PEB	8	0
26	I6	202	PEB	33	0
28	34	1005	PUB	25	0
26	M7	1001	PEB	18	0
28	l2	203	PUB	1	0
26	Z2	202	PEB	16	0
26	eg	201	PEB	5	0
26	d5	201	PEB	21	0
26	aG	201	PEB	35	0
26	N5	202	PEB	29	0
26	R2	201	PEB	25	0

Continued on next page...

Continued from previous page...

Mol	Chain	Res	Type	Clashes	Symm-Clashes
26	q8	202	PEB	27	0
29	Y5	1004	PVN	17	0
26	fy	201	PEB	71	0
26	Q8	202	PEB	3	0
26	gu	201	PEB	6	0
26	C2	302	PEB	5	0
26	b9	403	PEB	17	0
26	G9	201	PEB	9	0
26	N2	202	PEB	6	0
26	W2	202	PEB	20	0
26	X5	401	PEB	21	0
26	X2	202	PEB	6	0
28	D4	203	PUB	6	0
28	dK	203	PUB	14	0
26	y8	201	PEB	10	0
26	34	1003	PEB	33	0
26	dK	201	PEB	12	0
26	az	201	PEB	16	0
26	hO	202	PEB	8	0
26	aM	202	PEB	20	0
26	gw	202	PEB	18	0
28	Y9	305	PUB	22	0
26	h5	202	PEB	15	0
28	d3	303	PUB	3	0
26	L3	201	PEB	13	0
26	bQ	201	PEB	4	0
26	am	1001	PEB	4	0
26	o3	201	PEB	13	0
26	bw	202	PEB	4	0
26	M4	202	PEB	4	0
28	jK	1003	PUB	14	0
26	B8	202	PEB	6	0
26	f4	201	PEB	23	0
28	fm	203	PUB	7	0
26	M9	201	PEB	4	0
28	L4	203	PUB	9	0
26	bu	201	PEB	6	0
28	Y9	304	PUB	2	0
26	fm	202	PEB	19	0
26	p2	202	PEB	94	0
26	e9	301	PEB	51	0
28	kU	1003	PUB	10	0

Continued on next page...

Continued from previous page...

Mol	Chain	Res	Type	Clashes	Symm-Clashes
26	s7	201	PEB	3	0
26	o3	202	PEB	21	0
26	r4	201	PEB	7	0
26	hZ	401	PEB	14	0
26	aH	202	PEB	13	0
26	cK	201	PEB	13	0
28	gd	202	PUB	6	0
28	eR	203	PUB	9	0
26	J9	202	PEB	7	0
29	Z9	1004	PVN	5	0
29	a3	1004	PVN	18	0
26	gk	202	PEB	7	0
26	J8	202	PEB	6	0
26	h2	202	PEB	4	0
26	K7	201	PEB	14	0
28	e6	203	PUB	13	0
26	U7	202	PEB	3	0
26	w2	203	PEB	28	0
26	T5	201	PEB	63	0
26	av	201	PEB	20	0
26	E6	202	PEB	12	0
26	dZ	1002	PEB	6	0
26	J5	202	PEB	14	0
27	h1	201	CYC	12	0
26	e9	302	PEB	15	0
26	V3	202	PEB	9	0
26	bV	201	PEB	12	0
26	aZ	302	PEB	16	0
26	dA	202	PEB	11	0
28	ap	203	PUB	7	0
26	dq	202	PEB	8	0
26	h4	201	PEB	18	0
28	gi	203	PUB	5	0
26	bv	202	PEB	22	0
26	bK	1002	PEB	21	0
26	bU	202	PEB	42	0
26	dx	401	PEB	15	0
26	eF	201	PEB	18	0
28	az	203	PUB	7	0
26	bg	201	PEB	27	0
26	U8	1003	PEB	6	0
28	P9	203	PUB	24	0

Continued on next page...

Continued from previous page...

Mol	Chain	Res	Type	Clashes	Symm-Clashes
26	eW	202	PEB	13	0
26	bF	202	PEB	5	0
26	l4	201	PEB	38	0
28	lr	203	PUB	10	0
28	D2	304	PUB	5	0
26	dQ	202	PEB	7	0
26	e7	201	PEB	12	0
26	Y7	1001	PEB	13	0
26	du	201	PEB	8	0
26	d9	302	PEB	20	0
26	Z9	1003	PEB	6	0
26	Z7	201	PEB	14	0
26	fp	202	PEB	29	0
26	gs	201	PEB	5	0
26	dG	201	PEB	10	0
26	h4	202	PEB	15	0
26	m2	202	PEB	2	0
26	t7	202	PEB	5	0
26	en	202	PEB	11	0
26	ed	202	PEB	1	0
26	da	1002	PEB	34	0
26	hP	201	PEB	9	0
26	h8	201	PEB	17	0
28	x4	202	PUB	9	0
28	gv	203	PUB	4	0
26	d8	302	PEB	9	0
26	ez	1001	PEB	22	0
28	D7	203	PUB	6	0
26	cu	202	PEB	10	0
26	z8	202	PEB	13	0
26	kS	1002	PEB	13	0
26	K6	202	PEB	1	0
28	jO	1003	PUB	36	0
26	dO	202	PEB	17	0
28	J7	202	PUB	8	0
26	d6	201	PEB	10	0
26	l6	201	PEB	14	0
26	G4	202	PEB	15	0
26	M4	201	PEB	7	0
28	hY	405	PUB	22	0
26	cV	201	PEB	11	0
26	m5	1001	PEB	13	0

Continued on next page...

Continued from previous page...

Mol	Chain	Res	Type	Clashes	Symm-Clashes
26	f9	202	PEB	9	0
26	jK	1002	PEB	9	0
28	r4	202	PUB	12	0
26	aZ	301	PEB	35	0
26	P3	201	PEB	16	0
26	cI	201	PEB	4	0
26	k5	201	PEB	28	0
28	T3	203	PUB	17	0
26	aY	402	PEB	10	0
28	dT	203	PUB	5	0
26	bu	202	PEB	15	0
26	m7	202	PEB	8	0
26	dT	202	PEB	6	0
28	dB	202	PUB	11	0
26	as	202	PEB	5	0
26	j6	202	PEB	14	0
26	cV	202	PEB	29	0
26	x7	202	PEB	26	0
26	f7	202	PEB	9	0
26	el	202	PEB	5	0
26	hY	402	PEB	13	0
26	A4	201	PEB	14	0
26	34	1002	PEB	24	0
26	k6	1001	PEB	11	0
28	D3	203	PUB	7	0
28	d9	305	PUB	23	0
26	aJ	201	PEB	8	0
26	iC	1002	PEB	9	0
28	p9	203	PUB	8	0
26	bs	1002	PEB	16	0
28	D5	203	PUB	10	0
26	hT	204	PEB	68	0
26	g2	201	PEB	21	0
29	44	303	PVN	3	0
26	aL	201	PEB	12	0
27	t1	201	CYC	20	0
26	V2	201	PEB	19	0
26	R5	202	PEB	7	0
26	dr	201	PEB	13	0
26	cS	202	PEB	5	0
26	Q5	201	PEB	46	0
26	ep	201	PEB	6	0

Continued on next page...

Continued from previous page...

Mol	Chain	Res	Type	Clashes	Symm-Clashes
26	bz	202	PEB	9	0
28	dL	203	PUB	10	0
26	j8	201	PEB	76	0
26	z9	202	PEB	15	0
26	ei	201	PEB	17	0
27	w1	201	CYC	20	0
26	bd	201	PEB	19	0
26	ff	202	PEB	25	0
28	b9	407	PUB	32	0
26	aj	201	PEB	18	0
26	go	202	PEB	12	0
26	e4	202	PEB	7	0
28	kR	1003	PUB	3	0
26	k2	202	PEB	9	0
26	dR	201	PEB	11	0
26	ah	202	PEB	7	0
26	ep	202	PEB	7	0
28	v2	203	PUB	7	0
26	lo	202	PEB	3	0
26	eW	201	PEB	18	0
28	T4	202	PUB	10	0
26	O2	202	PEB	26	0
26	z6	201	PEB	13	0
26	I4	201	PEB	12	0
26	al	201	PEB	8	0
29	hY	404	PVN	31	0
28	n6	203	PUB	5	0
28	fo	203	PUB	12	0
26	fo	201	PEB	13	0
26	jL	1001	PEB	12	0
26	cm	1001	PEB	8	0
26	T8	302	PEB	20	0
26	F3	202	PEB	7	0
26	kW	1002	PEB	9	0
26	G2	201	PEB	15	0
28	dt	203	PUB	8	0
26	cz	202	PEB	5	0
28	P3	203	PUB	20	0
26	bQ	203	PEB	48	0
26	bs	1003	PEB	9	0
26	p2	201	PEB	18	0
28	hY	406	PUB	22	0

Continued on next page...

Continued from previous page...

Mol	Chain	Res	Type	Clashes	Symm-Clashes
26	lb	202	PEB	16	0
26	M3	201	PEB	8	0
26	aU	201	PEB	8	0
26	bM	201	PEB	6	0
26	eM	1001	PEB	26	0
26	ge	201	PEB	8	0
28	34	1006	PUB	28	0
26	eK	202	PEB	25	0
28	ln	203	PUB	8	0
26	V7	202	PEB	8	0
26	H4	201	PEB	12	0
26	v5	202	PEB	8	0
28	V6	203	PUB	16	0
28	dp	203	PUB	17	0
26	W6	201	PEB	11	0
26	D4	201	PEB	18	0
26	a9	602	PEB	10	0
28	aV	203	PUB	8	0
26	hY	401	PEB	19	0
26	L2	201	PEB	17	0
26	b9	401	PEB	13	0
28	g8	202	PUB	8	0
26	K7	202	PEB	7	0
26	P2	202	PEB	14	0
28	eY	404	PUB	42	0
26	U7	201	PEB	11	0
28	Z5	306	PUB	28	0
26	ay	1001	PEB	13	0
26	hU	201	PEB	2	0
28	ei	203	PUB	1	0
26	O4	1001	PEB	6	0
26	bN	201	PEB	17	0
26	jN	1002	PEB	14	0
26	v8	202	PEB	1	0
29	d8	303	PVN	20	0
26	hF	202	PEB	2	0
28	D2	305	PUB	23	0
28	o8	203	PUB	16	0
28	c8	304	PUB	18	0
26	er	201	PEB	11	0
26	ds	202	PEB	24	0
26	W3	202	PEB	15	0

Continued on next page...

Continued from previous page...

Mol	Chain	Res	Type	Clashes	Symm-Clashes
26	hS	202	PEB	5	0
26	aQ	202	PEB	36	0
28	B6	203	PUB	2	0
26	eG	202	PEB	14	0
28	V3	203	PUB	6	0
26	bH	201	PEB	11	0
26	R3	202	PEB	73	0
26	ew	301	PEB	14	0
26	bL	201	PEB	15	0
26	T9	202	PEB	6	0
26	B2	501	PEB	27	0
26	b8	1002	PEB	13	0
26	L4	202	PEB	9	0
26	e4	201	PEB	27	0
26	k2	201	PEB	15	0
28	cM	203	PUB	1	0
26	kR	1002	PEB	9	0
26	A1	301	PEB	12	0
26	X7	202	PEB	12	0
26	L5	201	PEB	22	0
26	u6	202	PEB	15	0
26	fc	201	PEB	26	0
26	fl	202	PEB	54	0
29	T8	303	PVN	3	0
26	p8	202	PEB	41	0
28	fj	203	PUB	75	0
26	r3	202	PEB	8	0
26	kV	1002	PEB	10	0
26	x2	201	PEB	13	0
26	x3	201	PEB	9	0
26	iB	1002	PEB	13	0
26	O7	201	PEB	8	0
26	cP	201	PEB	9	0
26	gz	301	PEB	12	0
26	a7	201	PEB	16	0
28	aZ	304	PUB	15	0
26	K9	1002	PEB	5	0
26	fl	201	PEB	37	0
26	e6	202	PEB	11	0
26	bx	202	PEB	25	0
26	f2	202	PEB	7	0
26	kQ	1001	PEB	8	0

Continued on next page...

Continued from previous page...

Mol	Chain	Res	Type	Clashes	Symm-Clashes
28	df	203	PUB	33	0
28	v9	203	PUB	7	0
26	S2	201	PEB	13	0
26	dU	201	PEB	8	0
26	D9	201	PEB	9	0
26	aP	202	PEB	8	0
26	eu	202	PEB	28	0
26	s8	201	PEB	21	0
26	gz	302	PEB	15	0
26	v9	201	PEB	17	0
26	w8	201	PEB	12	0
28	at	203	PUB	6	0
26	az	202	PEB	8	0
26	bm	1002	PEB	14	0
27	Q1	201	CYC	20	0
26	gf	202	PEB	3	0
26	K9	1001	PEB	13	0
26	m3	202	PEB	2	0
26	v7	201	PEB	12	0
26	eI	202	PEB	32	0
26	cd	202	PEB	9	0
26	dK	202	PEB	12	0
26	lc	201	PEB	7	0
26	hQ	201	PEB	14	0
26	cb	201	PEB	15	0
26	eL	202	PEB	25	0
26	dj	201	PEB	14	0
26	s8	202	PEB	4	0
26	N7	201	PEB	14	0
26	hE	1002	PEB	5	0
26	I9	201	PEB	8	0
26	Q9	202	PEB	5	0
26	ff	201	PEB	13	0
26	44	301	PEB	13	0
26	r2	201	PEB	26	0
28	aD	203	PUB	9	0
28	ly	405	PUB	19	0
27	y1	201	CYC	7	0
26	k7	1001	PEB	7	0
26	gv	202	PEB	8	0
26	r9	201	PEB	7	0
28	p4	203	PUB	8	0

Continued on next page...

Continued from previous page...

Mol	Chain	Res	Type	Clashes	Symm-Clashes
26	m6	201	PEB	16	0
26	Z4	201	PEB	35	0
26	n8	201	PEB	18	0
28	B5	203	PUB	8	0
26	G8	201	PEB	18	0
28	aY	404	PUB	18	0
26	N7	202	PEB	8	0
26	c5	201	PEB	32	0
28	bD	203	PUB	9	0
26	dx	402	PEB	16	0
26	eG	201	PEB	15	0
26	W5	301	PEB	20	0
26	S5	202	PEB	30	0
28	p7	202	PUB	4	0
26	C3	1002	PEB	1	0
26	E5	202	PEB	11	0
26	fq	202	PEB	14	0
26	C4	1001	PEB	13	0
26	hL	202	PEB	12	0
26	cL	202	PEB	8	0
26	bI	201	PEB	5	0
28	c6	203	PUB	18	0
28	r5	203	PUB	13	0
27	a1	201	CYC	12	0
26	E7	202	PEB	2	0
26	gy	303	PEB	11	0
28	f8	203	PUB	53	0
26	v3	202	PEB	9	0
26	F2	201	PEB	14	0
27	b2	1001	CYC	31	0
26	r3	201	PEB	14	0
27	d1	1001	CYC	14	0
28	aB	203	PUB	5	0
28	e9	306	PUB	57	0
26	es	201	PEB	16	0
26	ae	201	PEB	12	0
28	X6	203	PUB	3	0
28	eX	202	PUB	9	0
26	D3	202	PEB	6	0
26	aq	201	PEB	9	0
26	T7	201	PEB	18	0
26	o8	201	PEB	19	0

Continued on next page...

Continued from previous page...

Mol	Chain	Res	Type	Clashes	Symm-Clashes
26	cU	201	PEB	4	0
29	hZ	403	PVN	27	0
26	J4	201	PEB	8	0
27	O1	201	CYC	15	0
26	kX	1002	PEB	10	0
26	j8	202	PEB	39	0
26	B4	201	PEB	11	0
26	lr	202	PEB	8	0
26	i5	201	PEB	22	0
26	I2	201	PEB	14	0
28	dv	202	PUB	35	0
26	B8	201	PEB	9	0
26	c3	301	PEB	1	0
26	jI	1001	PEB	41	0
26	L7	201	PEB	11	0
26	T7	202	PEB	10	0
28	r2	203	PUB	12	0
26	S5	203	PEB	29	0
26	ab	201	PEB	39	0
26	v2	202	PEB	7	0
26	Y3	201	PEB	44	0
26	z9	201	PEB	17	0
26	aw	201	PEB	5	0
26	k8	202	PEB	25	0
26	al	202	PEB	9	0
26	kS	1001	PEB	10	0
28	cn	202	PUB	7	0
26	S9	202	PEB	14	0
26	bZ	303	PEB	11	0
26	hN	202	PEB	12	0
28	Z3	203	PUB	7	0
26	da	1001	PEB	6	0
26	Z3	201	PEB	11	0
26	bZ	302	PEB	19	0
26	bw	201	PEB	6	0
26	c3	302	PEB	5	0
26	bP	202	PEB	13	0
26	cE	201	PEB	7	0
26	dt	202	PEB	10	0
26	c4	202	PEB	8	0
26	U6	201	PEB	8	0
26	fe	202	PEB	2	0

Continued on next page...

Continued from previous page...

Mol	Chain	Res	Type	Clashes	Symm-Clashes
26	O6	202	PEB	19	0
26	cB	202	PEB	10	0
26	dd	202	PEB	19	0
26	G7	202	PEB	24	0
26	D7	201	PEB	14	0
26	ct	201	PEB	15	0
29	bZ	304	PVN	7	0
26	bM	202	PEB	17	0
26	Z8	201	PEB	16	0
28	cP	203	PUB	7	0
27	P1	201	CYC	9	0
26	dE	201	PEB	5	0
28	r3	203	PUB	24	0
26	O8	201	PEB	17	0
26	q6	202	PEB	28	0
26	le	202	PEB	13	0
26	ls	201	PEB	17	0
26	V6	202	PEB	22	0
26	Y8	202	PEB	17	0
26	X7	201	PEB	9	0
26	lt	202	PEB	21	0
26	cA	202	PEB	15	0
26	G2	202	PEB	12	0
28	bs	1004	PUB	9	0
26	aN	201	PEB	17	0
26	E5	201	PEB	16	0
26	M2	202	PEB	37	0
26	N3	201	PEB	12	0
28	P7	203	PUB	6	0
28	L7	202	PUB	3	0
26	Z9	1007	PEB	16	0
26	H6	201	PEB	60	0
26	jN	1001	PEB	6	0
28	P6	203	PUB	10	0
26	dI	1002	PEB	11	0
28	c3	305	PUB	37	0
26	s3	201	PEB	15	0
28	cq	203	PUB	11	0
28	z7	203	PUB	9	0
28	bo	203	PUB	9	0
26	t6	202	PEB	35	0
26	aW	302	PEB	23	0

Continued on next page...

Continued from previous page...

Mol	Chain	Res	Type	Clashes	Symm-Clashes
26	n9	402	PEB	3	0
28	dx	406	PUB	9	0
26	hW	201	PEB	56	0
26	o8	202	PEB	15	0
26	ba	1001	PEB	16	0
26	ga	201	PEB	11	0
26	hA	201	PEB	57	0
26	W7	201	PEB	9	0
26	V9	202	PEB	21	0
28	c3	304	PUB	6	0
26	T6	201	PEB	6	0
28	fa	202	PUB	7	0

The following is a two-dimensional graphical depiction of Mogul quality analysis of bond lengths, bond angles, torsion angles, and ring geometry for all instances of the Ligand of Interest. In addition, ligands with molecular weight > 250 and outliers as shown on the validation Tables will also be included. For torsion angles, if less then 5% of the Mogul distribution of torsion angles is within 10 degrees of the torsion angle in question, then that torsion angle is considered an outlier. Any bond that is central to one or more torsion angles identified as an outlier by Mogul will be highlighted in the graph. For rings, the root-mean-square deviation (RMSD) between the ring in question and similar rings identified by Mogul is calculated over all ring torsion angles. If the average RMSD is greater than 60 degrees and the minimal RMSD between the ring in question and any Mogul-identified rings is also greater than 60 degrees, then that ring is considered an outlier. The outliers are highlighted in purple. The color gray indicates Mogul did not find sufficient equivalents in the CSD to analyse the geometry.

Ligand PEB eI 201

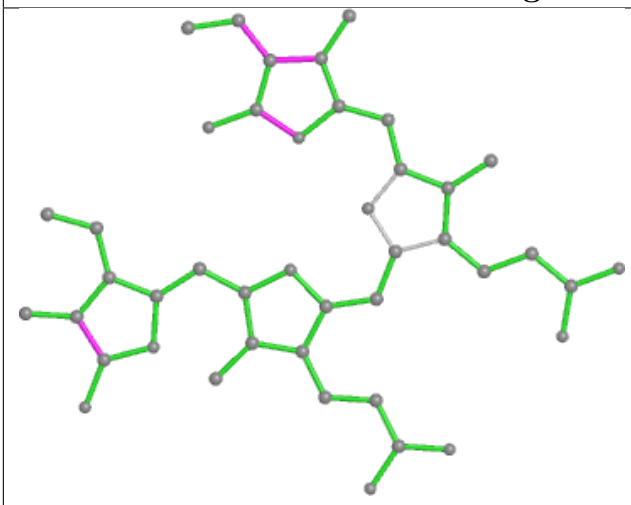

Bond lengths

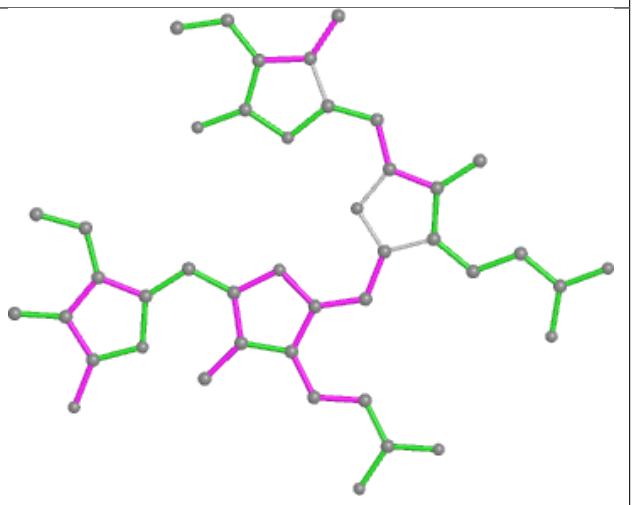

Bond angles

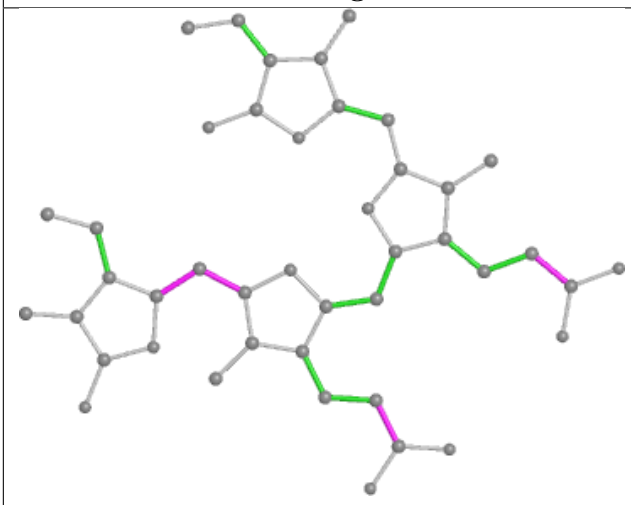

Torsions

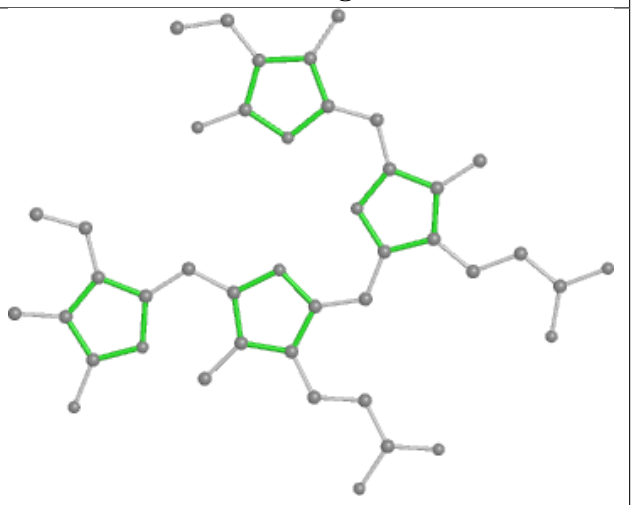

Rings

Ligand PEB i3 201

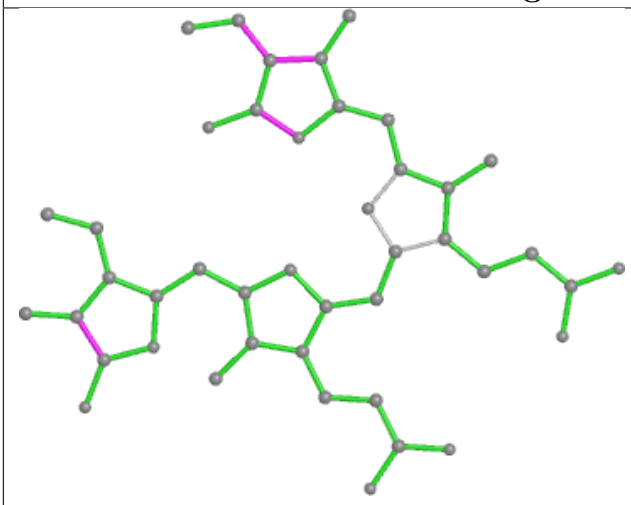

Bond lengths

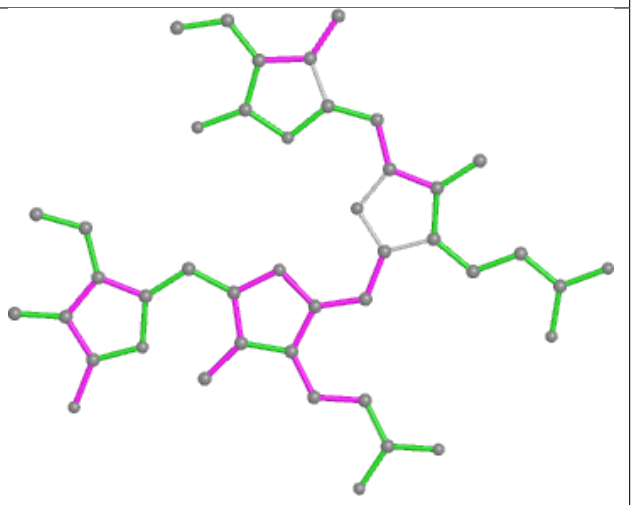

Bond angles

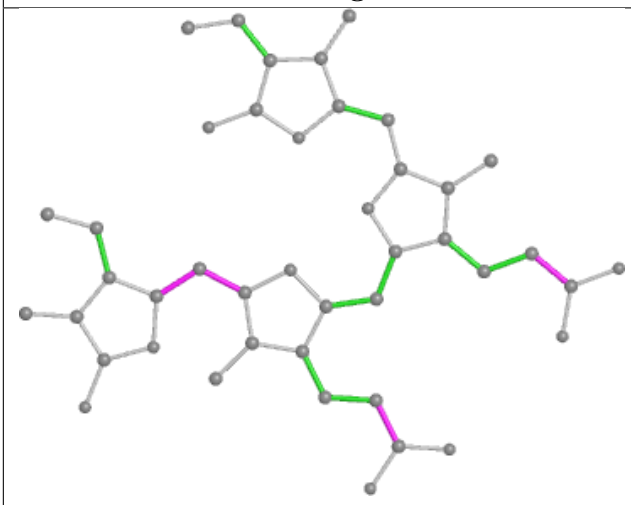

Torsions

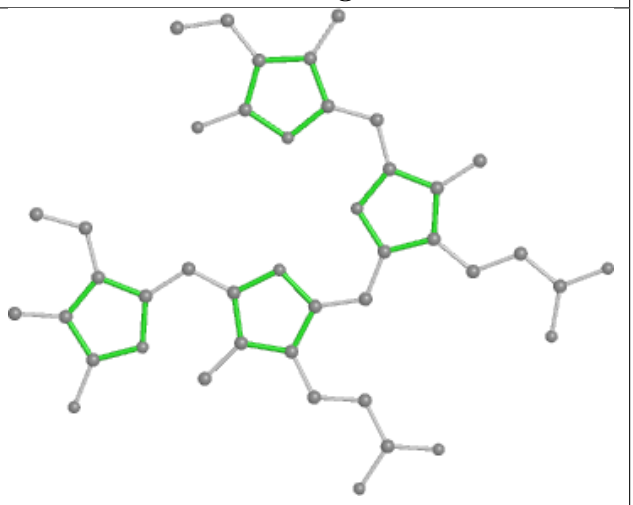

Rings

Ligand PEB cG 202

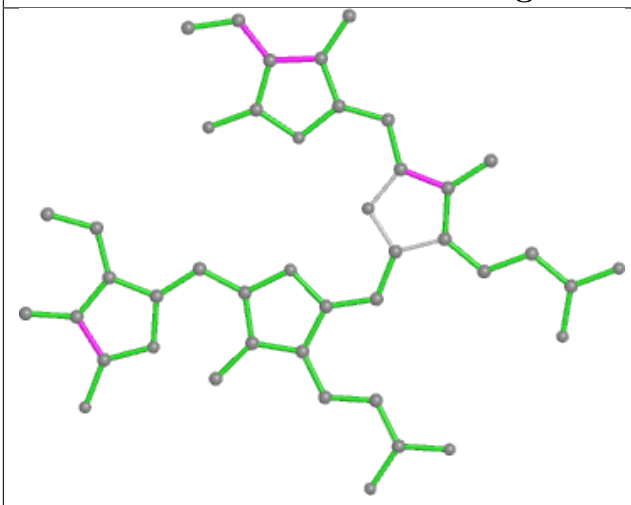

Bond lengths

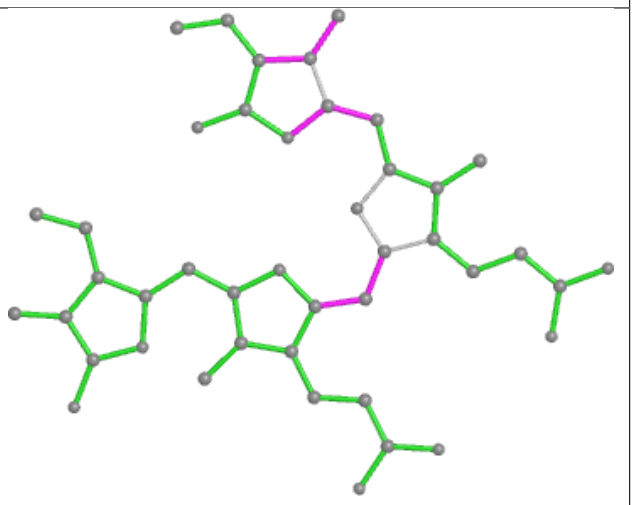

Bond angles

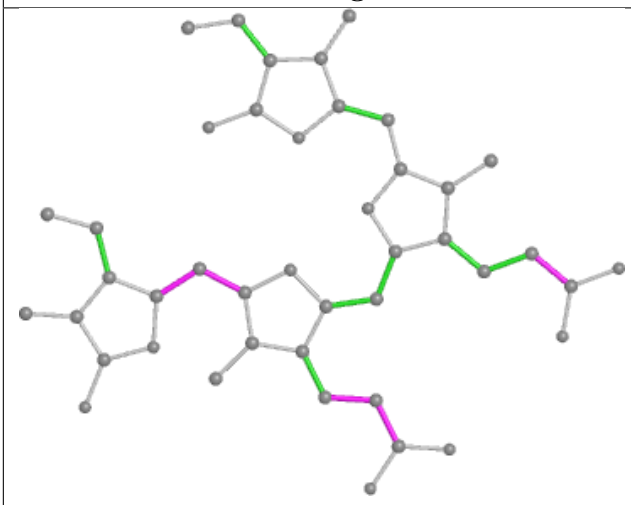

Torsions

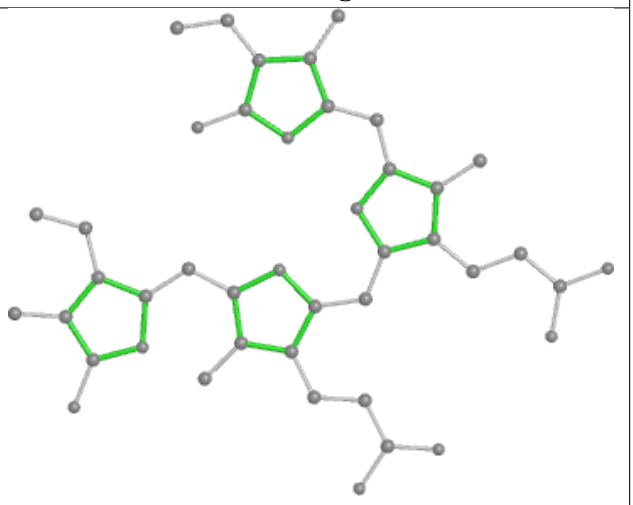

Rings

Ligand PEB eP 202

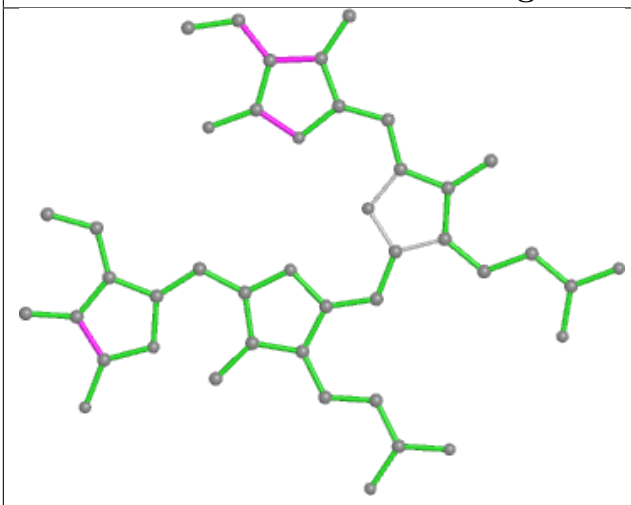

Bond lengths

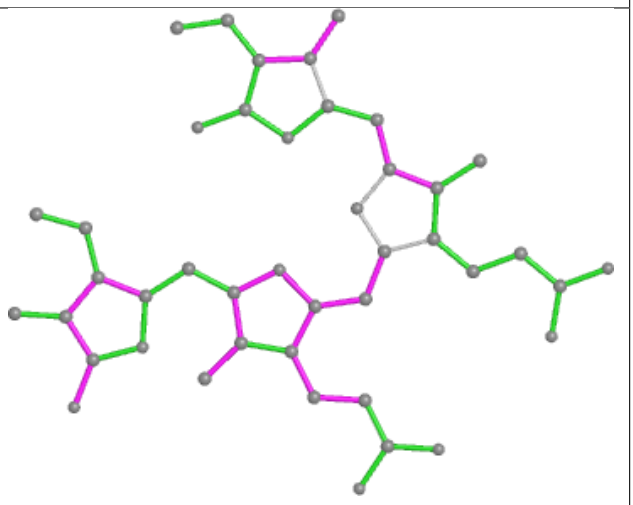

Bond angles

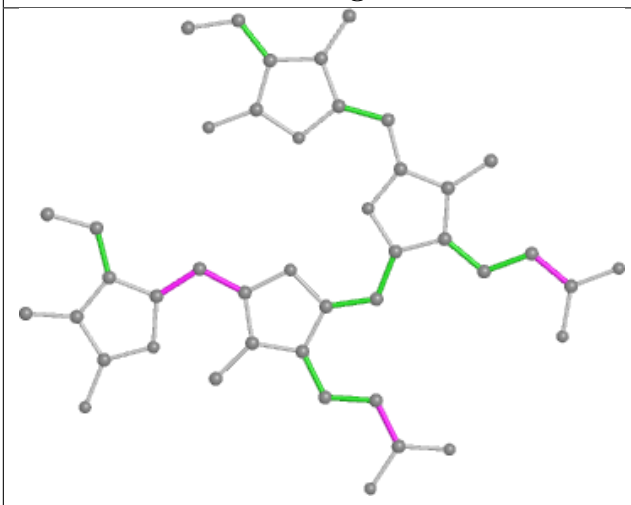

Torsions

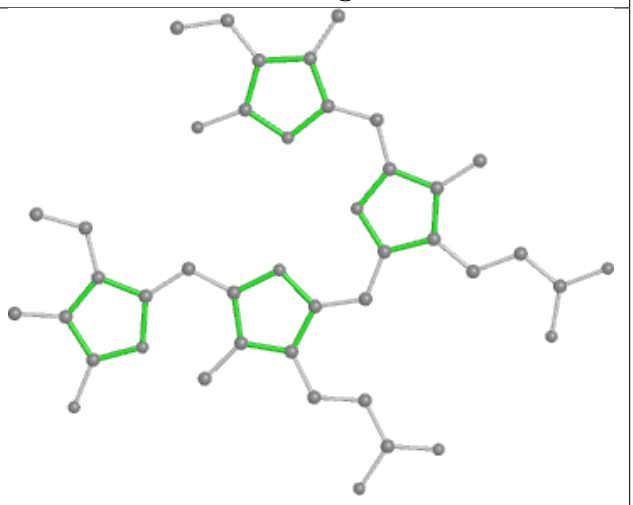

Rings

Ligand PEB n6 202

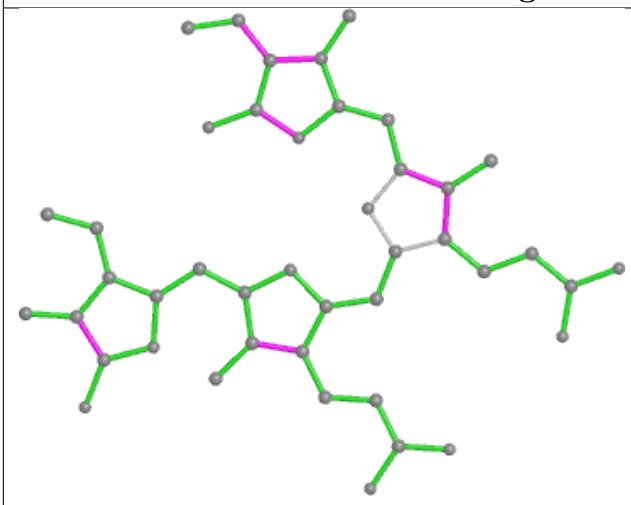

Bond lengths

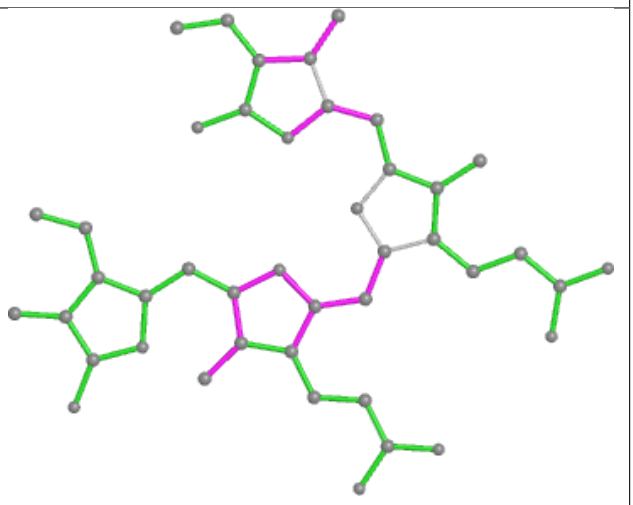

Bond angles

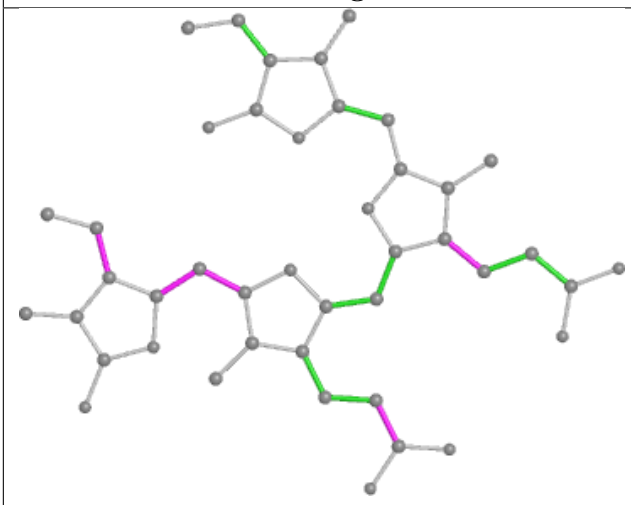

Torsions

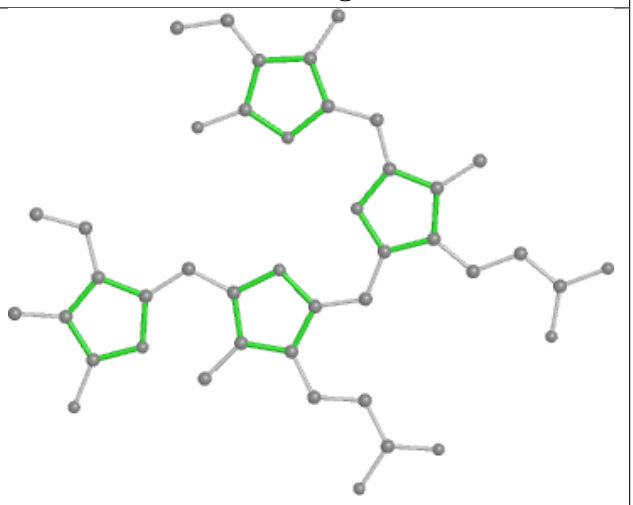

Rings

Ligand PUB N4 203

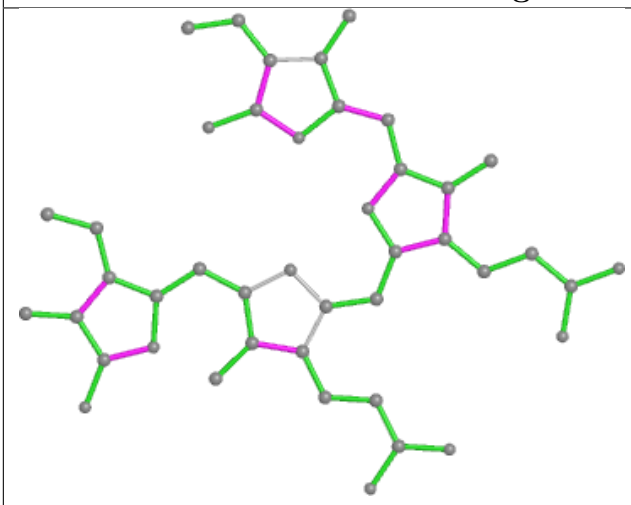

Bond lengths

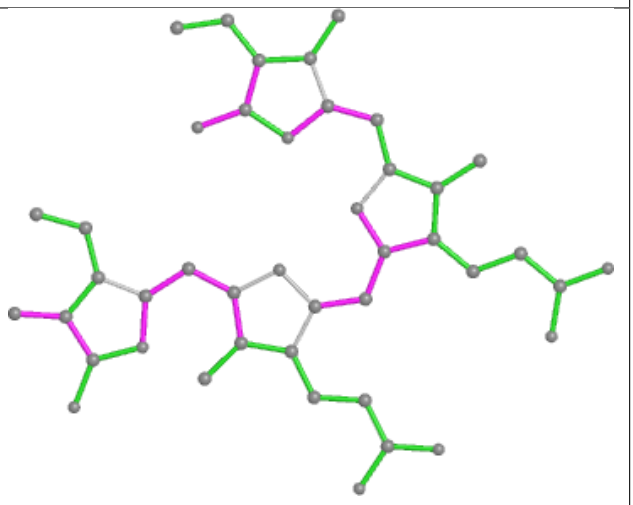

Bond angles

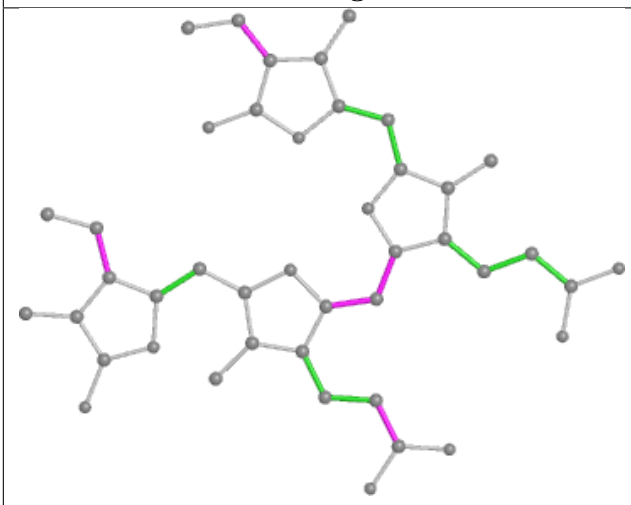

Torsions

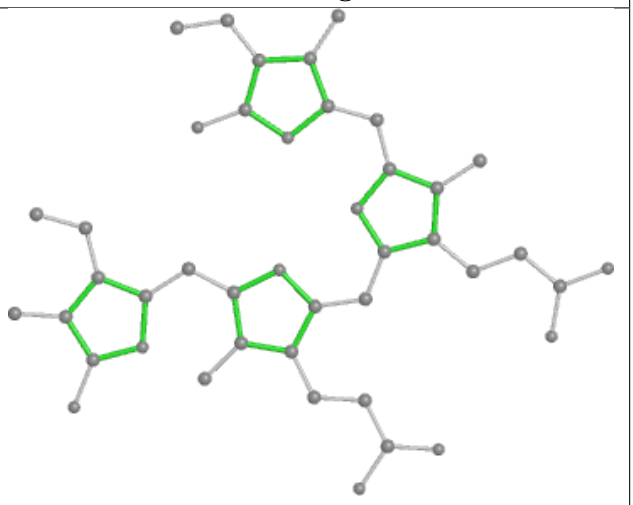

Rings

Ligand PEB l7 201

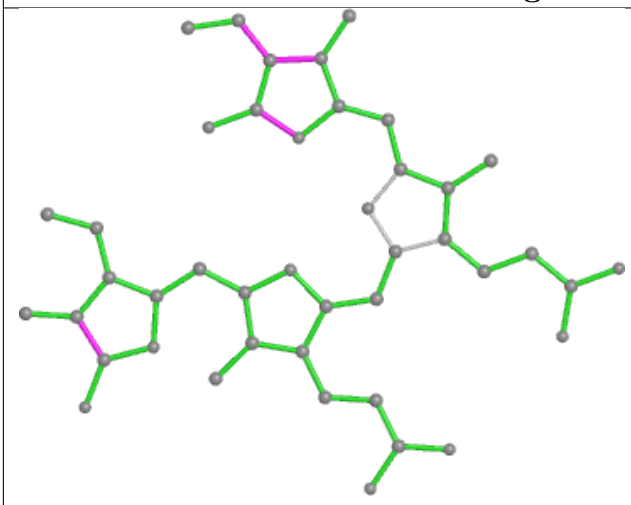

Bond lengths

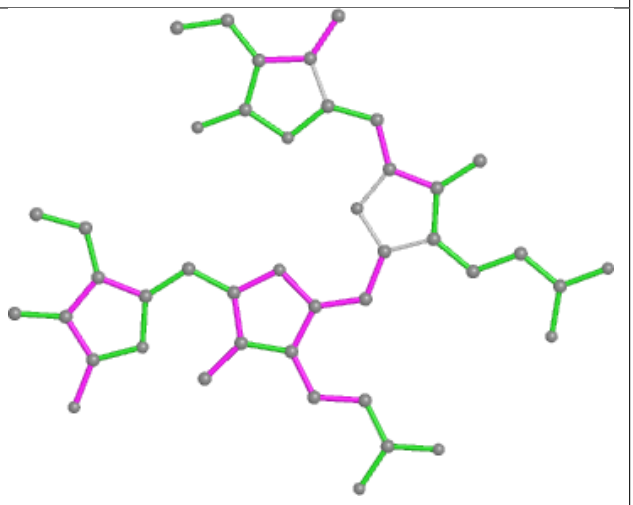

Bond angles

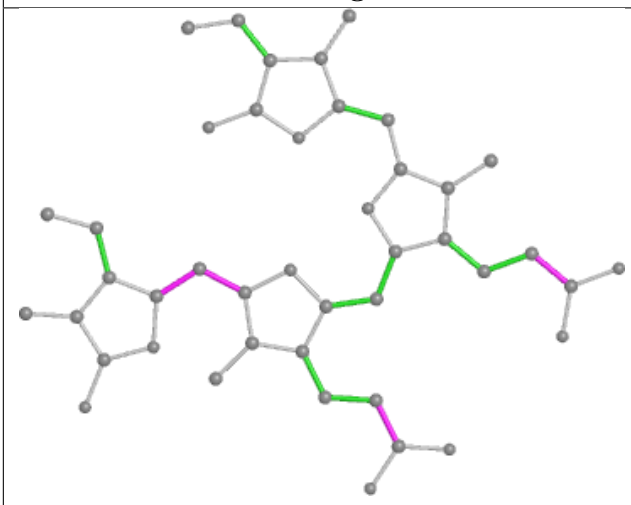

Torsions

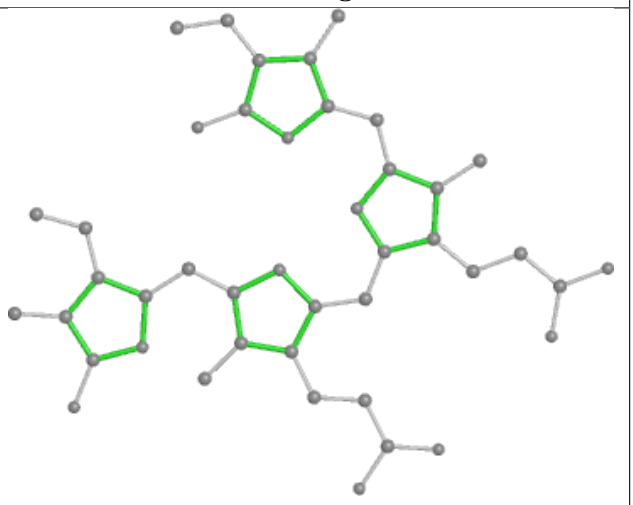

Rings

Ligand PEB bY 1001

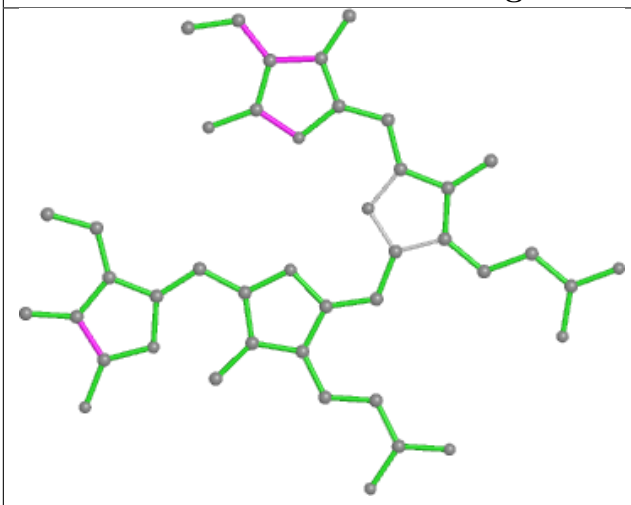

Bond lengths

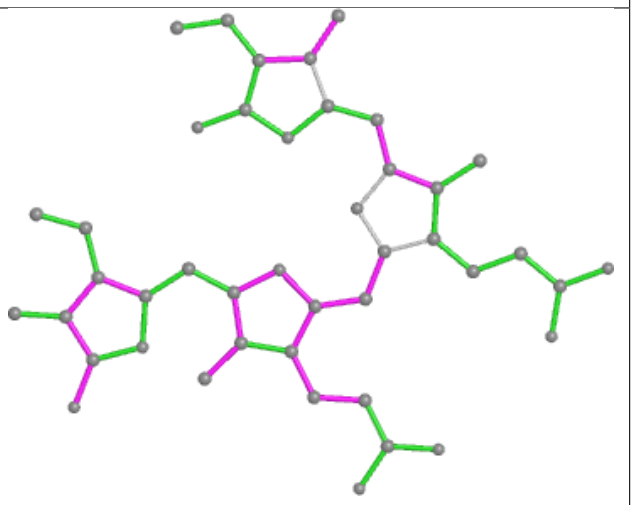

Bond angles

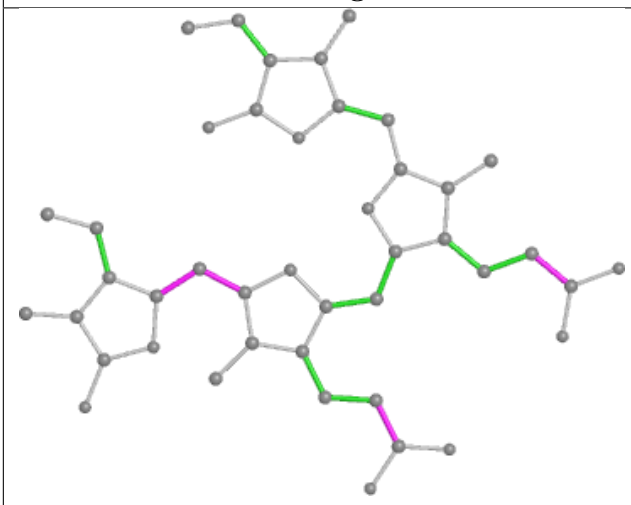

Torsions

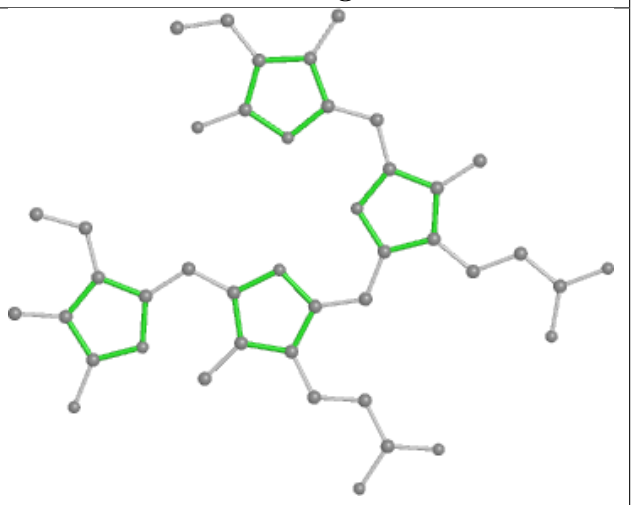

Rings

Ligand PEB R4 202

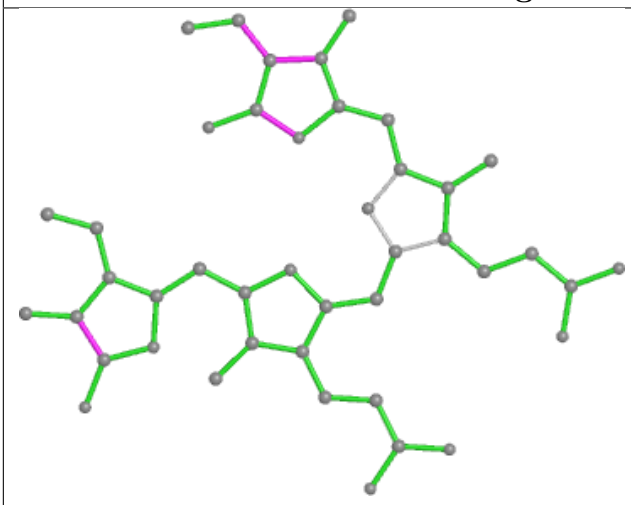

Bond lengths

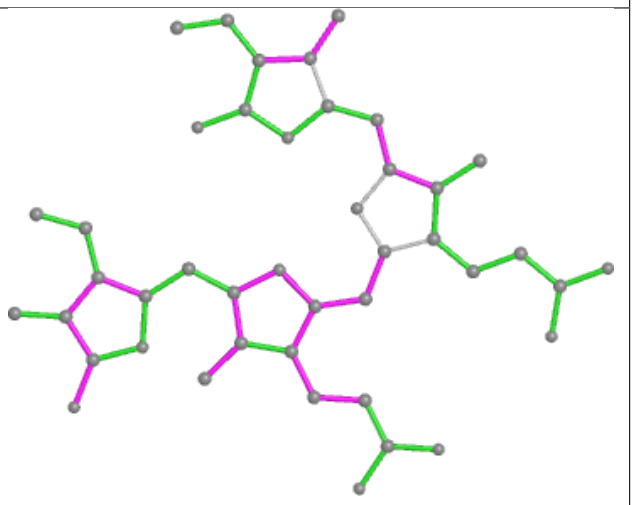

Bond angles

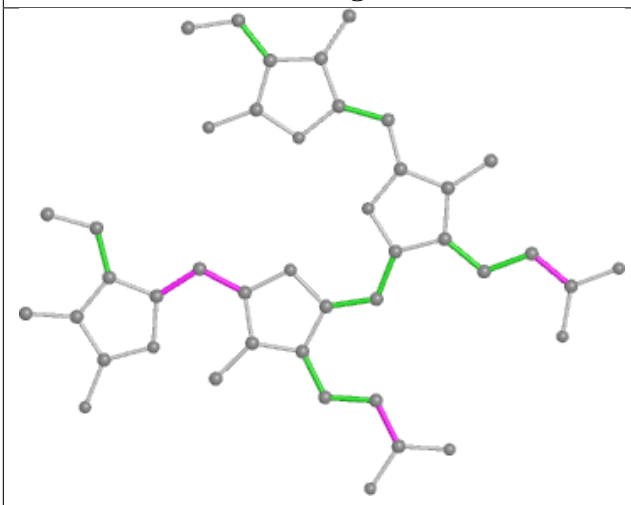

Torsions

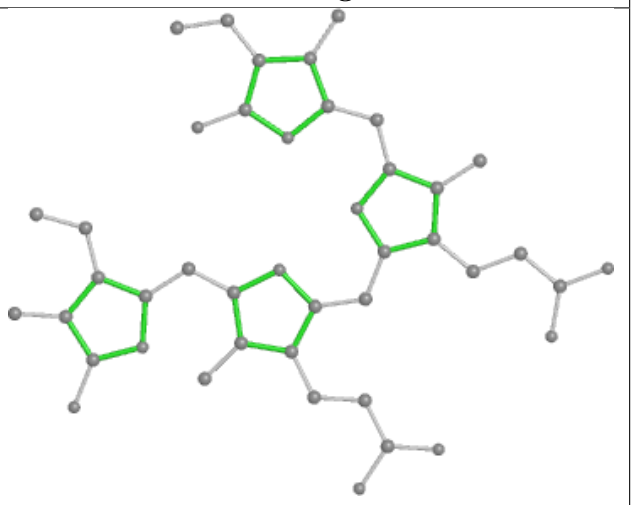

Rings

Ligand PEB dN 202

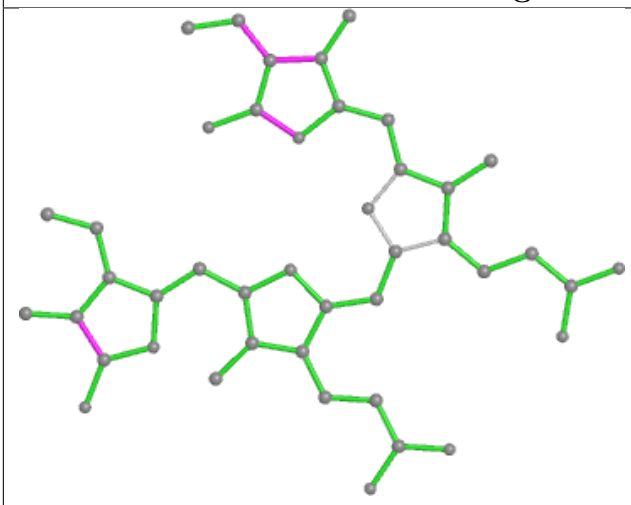

Bond lengths

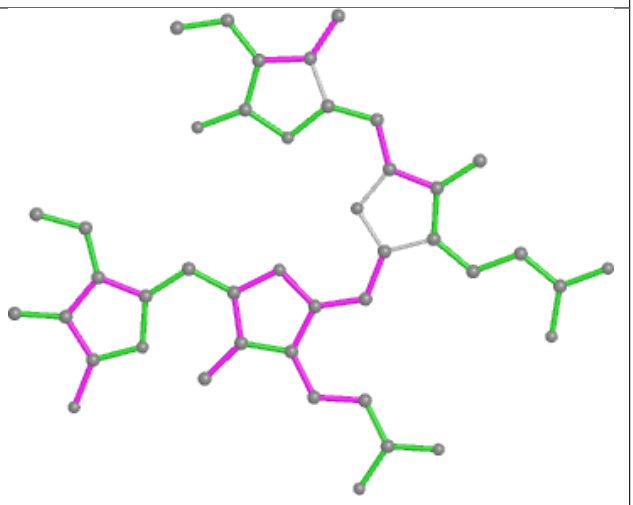

Bond angles

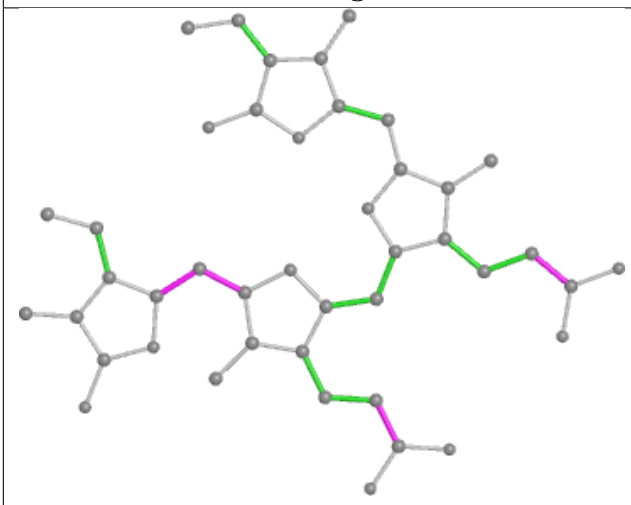

Torsions

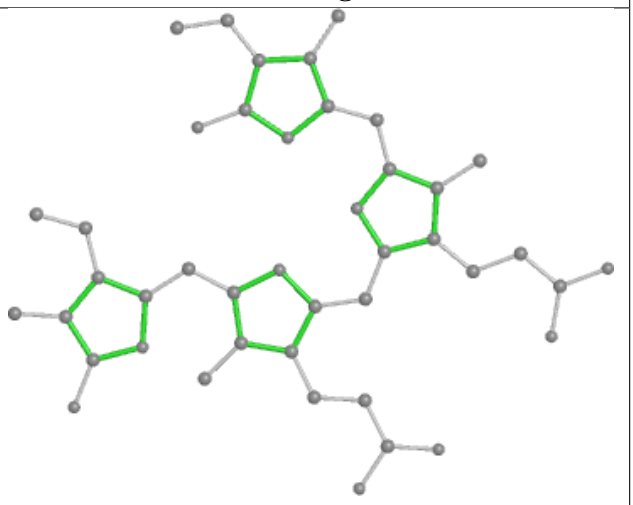

Rings

Ligand PEB C3 1001

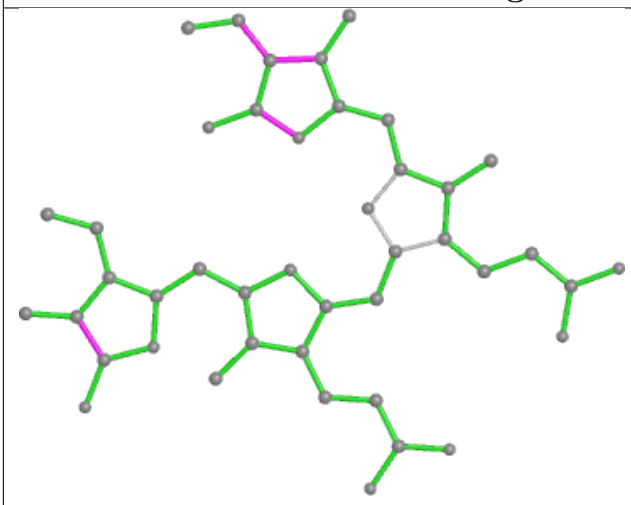

Bond lengths

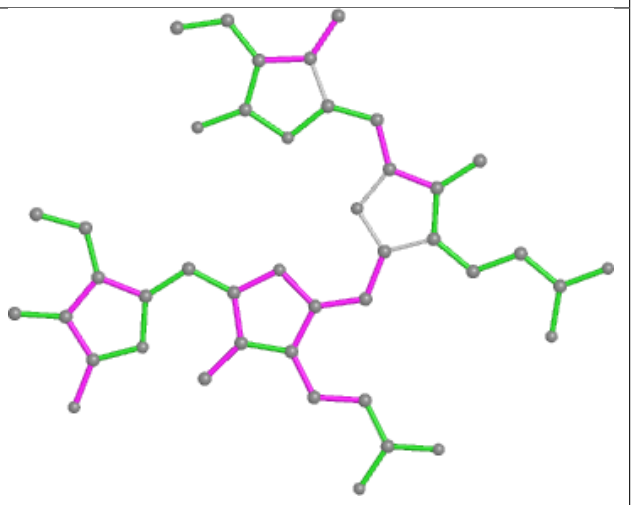

Bond angles

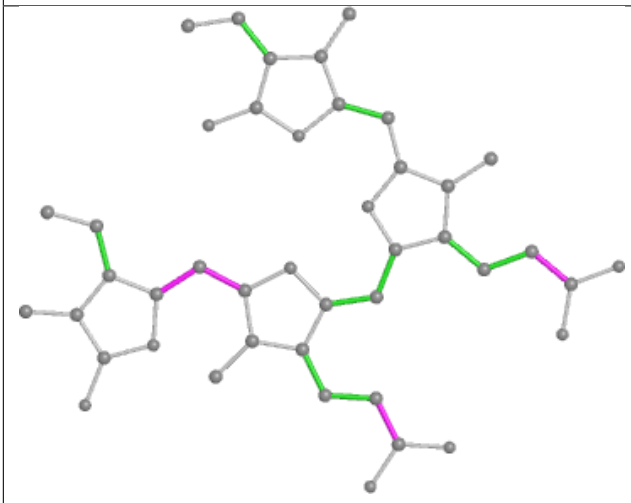

Torsions

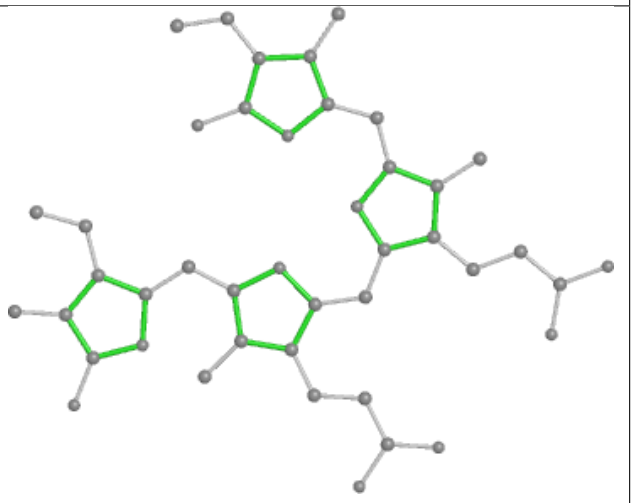

Rings

Ligand PEB s5 202

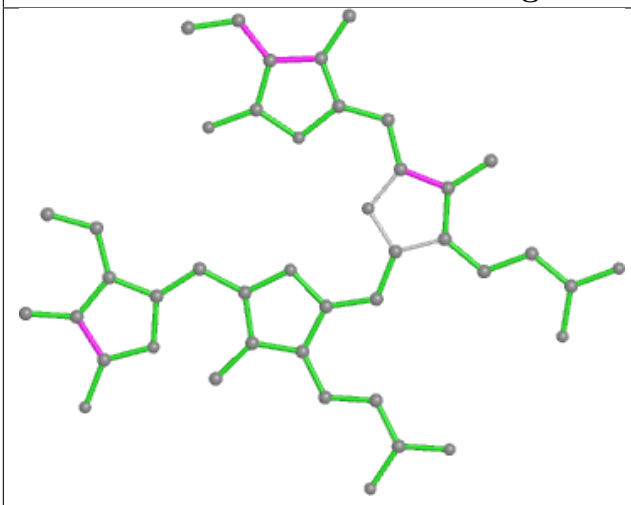

Bond lengths

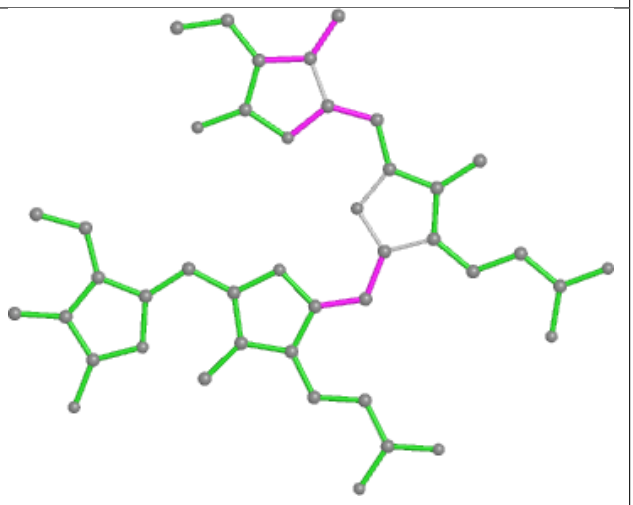

Bond angles

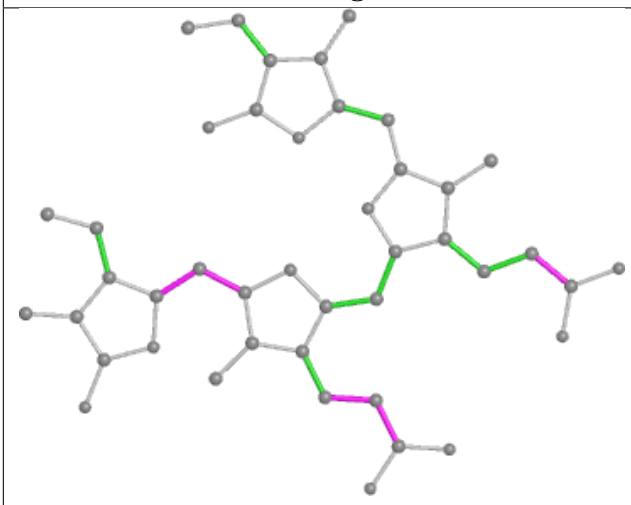

Torsions

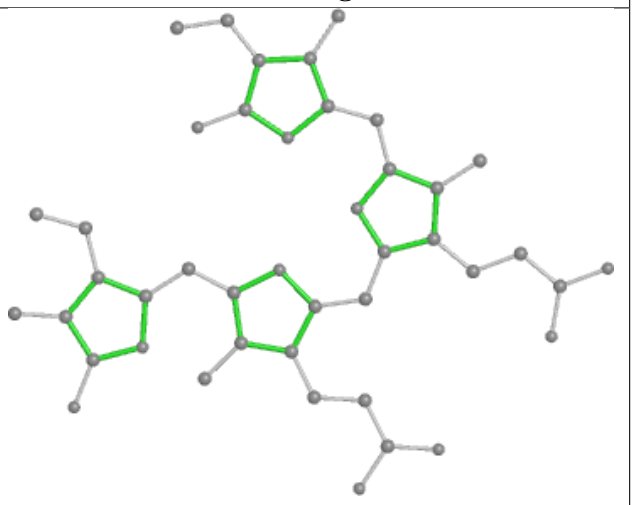

Rings

Ligand PEB E8 201

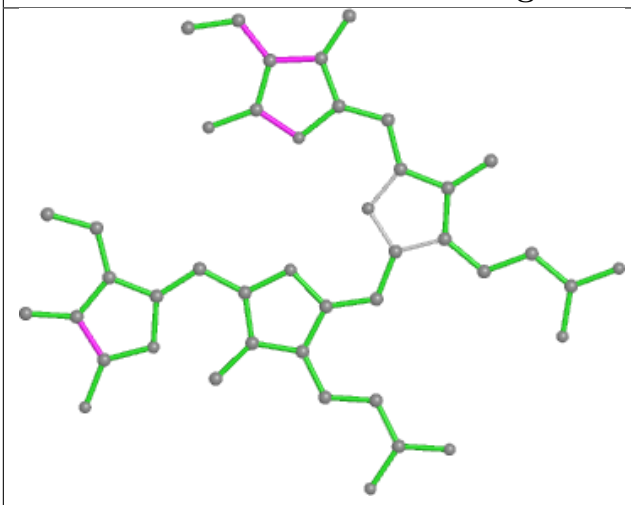

Bond lengths

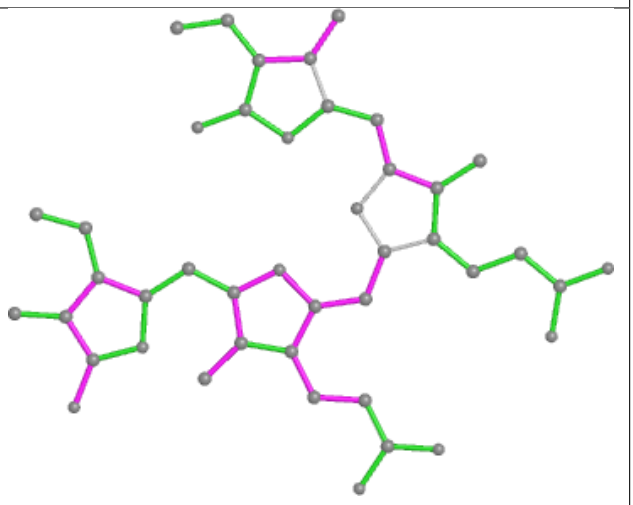

Bond angles

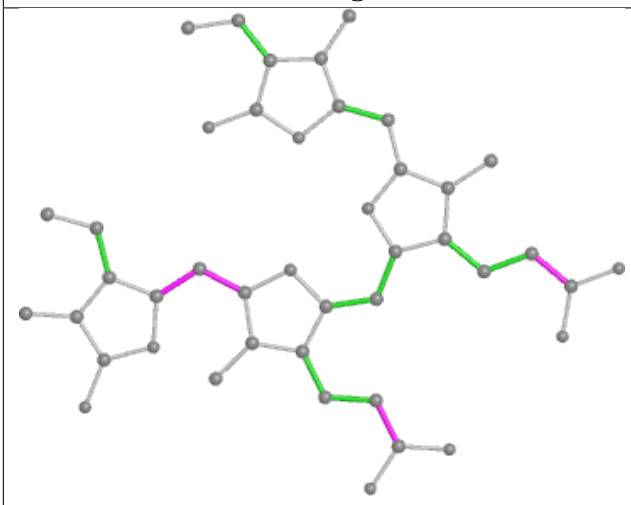

Torsions

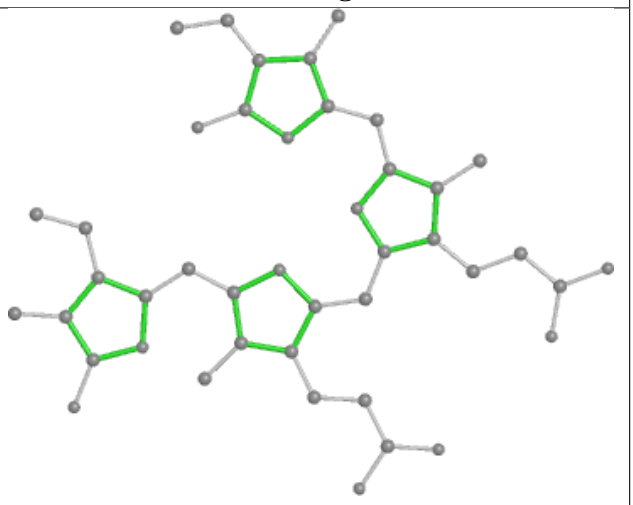

Rings

Ligand PEB dn 202

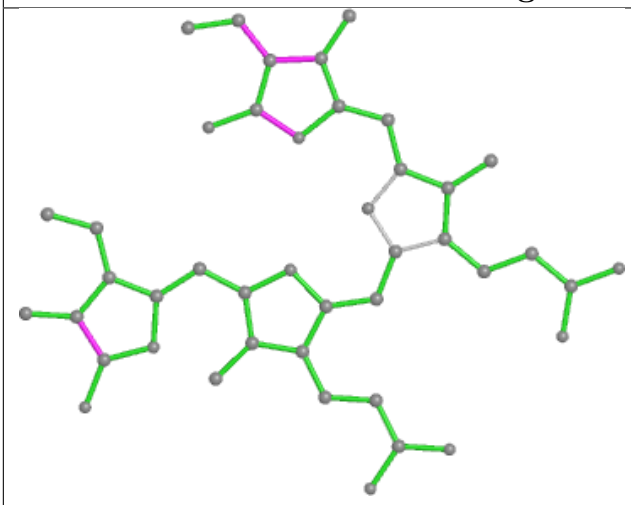

Bond lengths

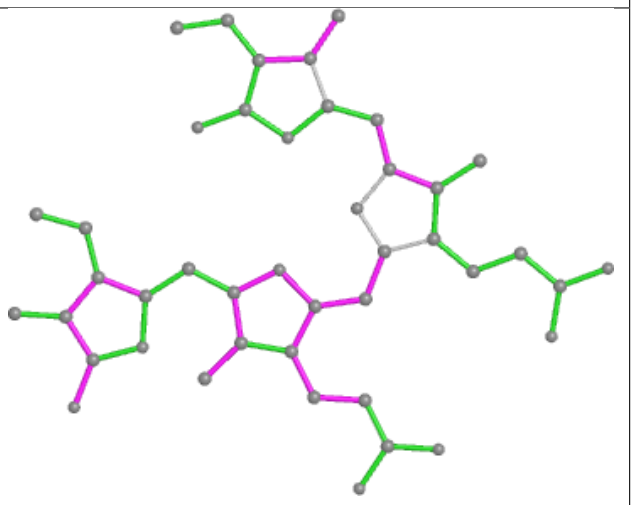

Bond angles

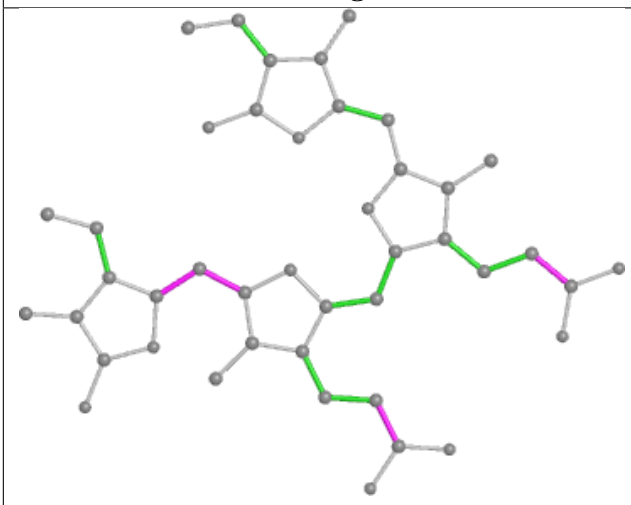

Torsions

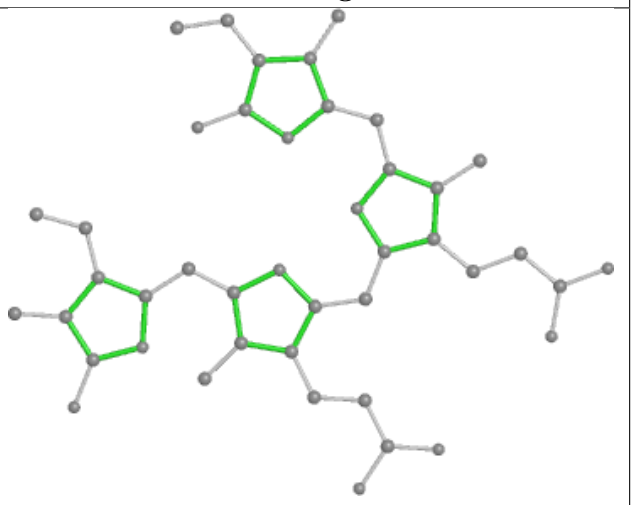

Rings

Ligand PEB L5 202

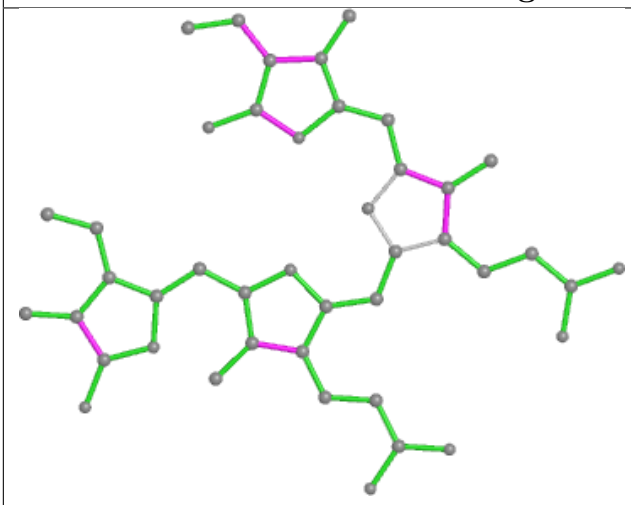

Bond lengths

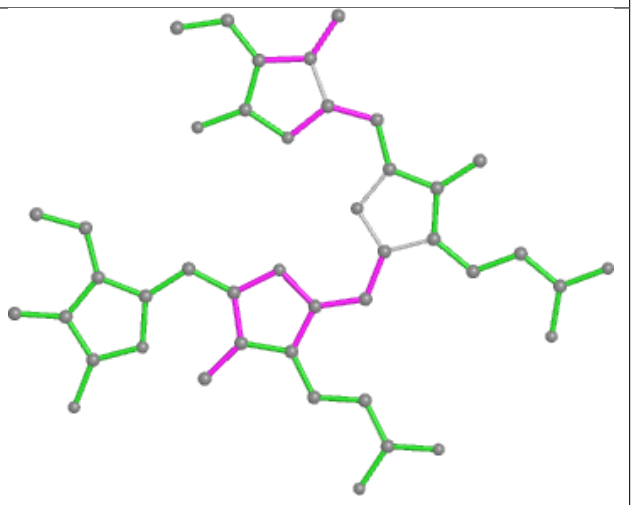

Bond angles

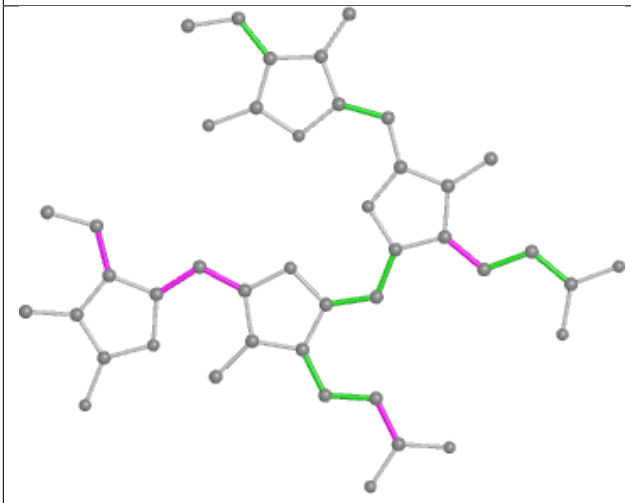

Torsions

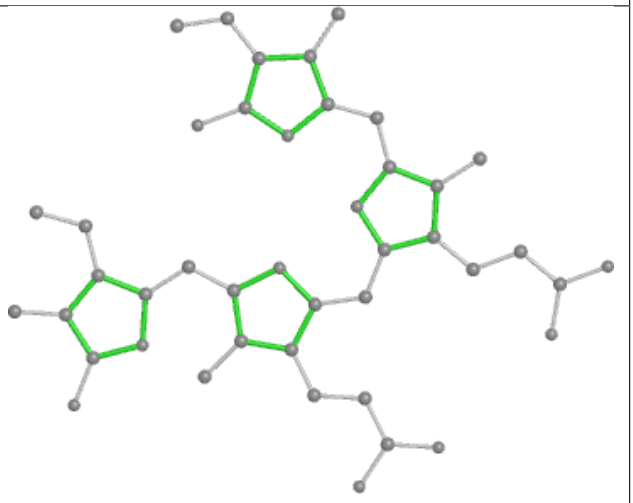

Rings

Ligand PEB cO 201

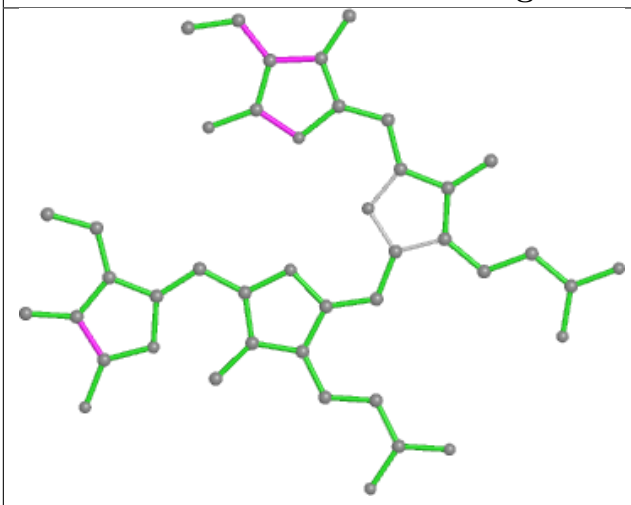

Bond lengths

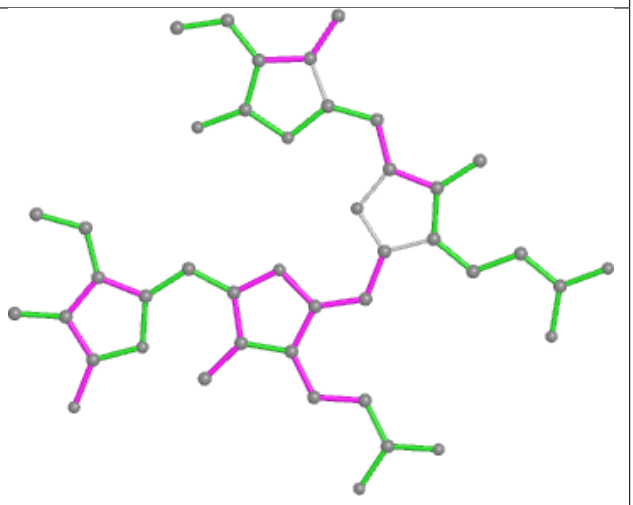

Bond angles

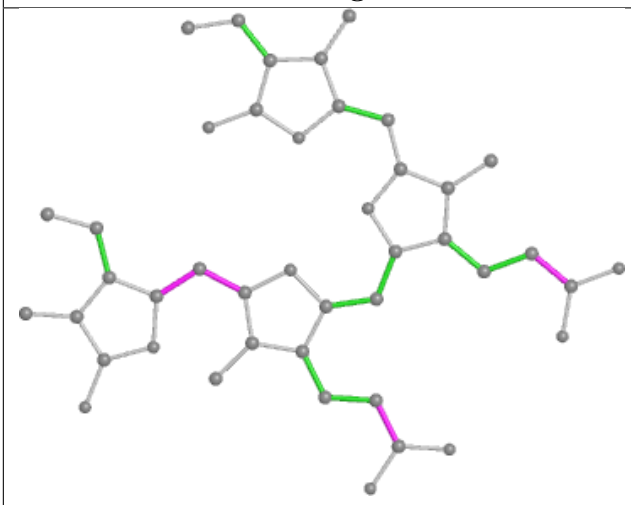

Torsions

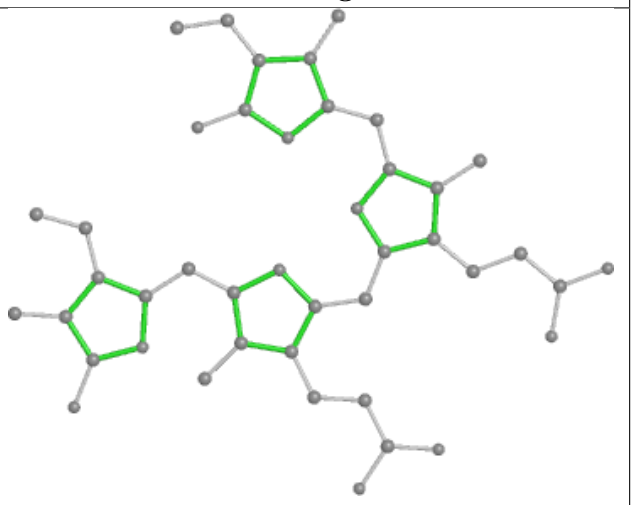

Rings

Ligand PEB C5 201

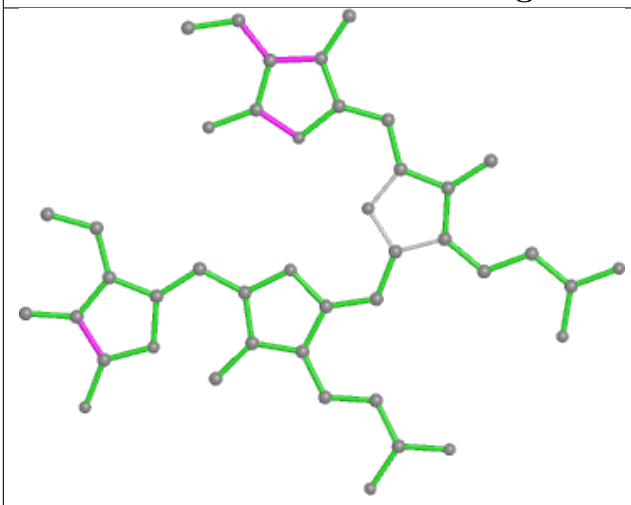

Bond lengths

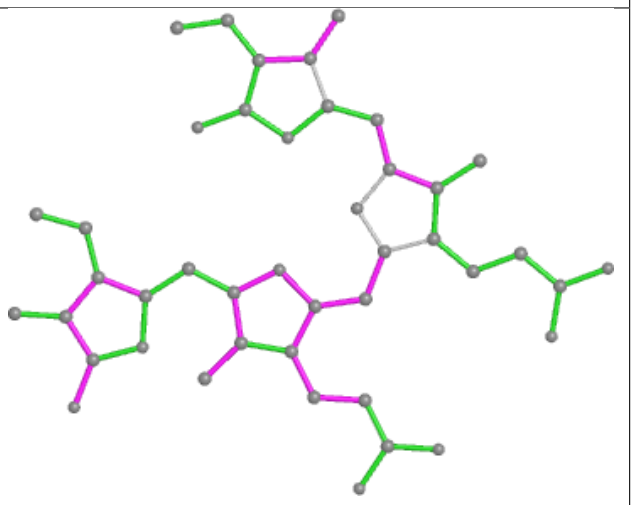

Bond angles

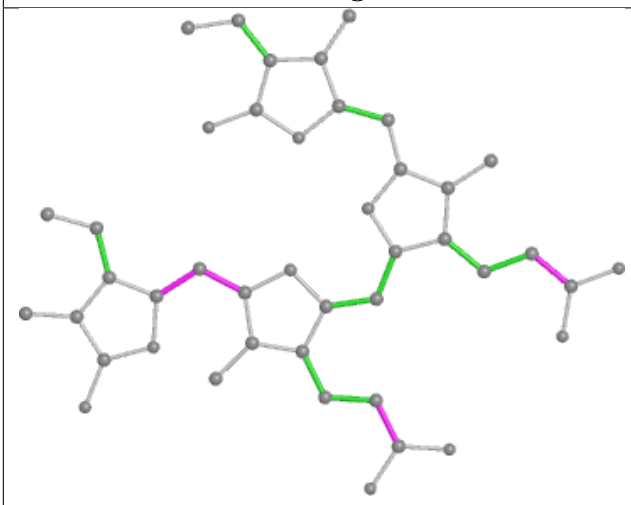

Torsions

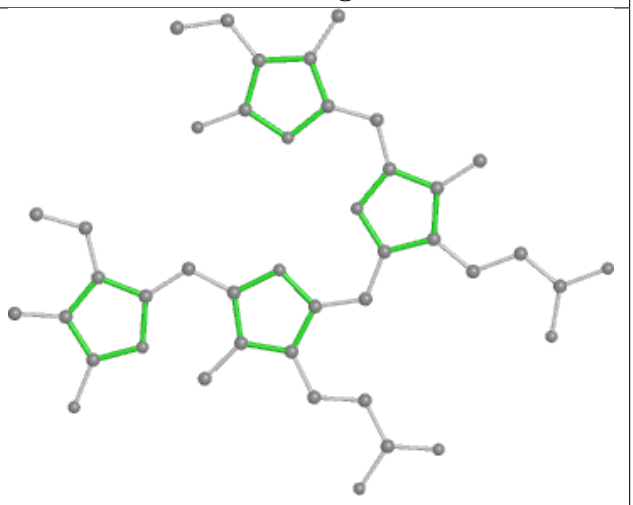

Rings

Ligand PEB k8 201

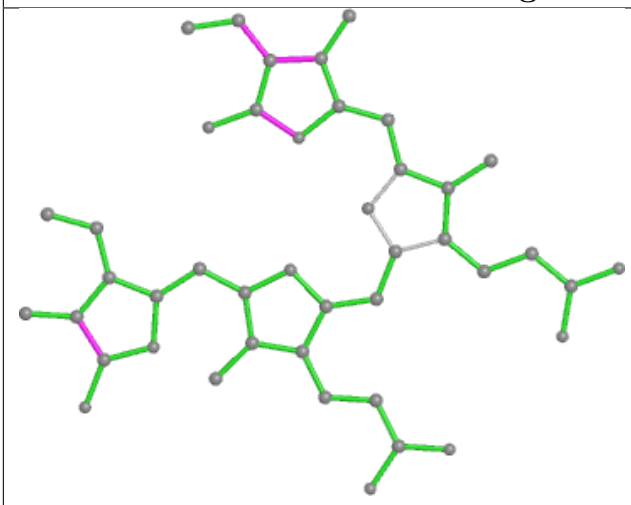

Bond lengths

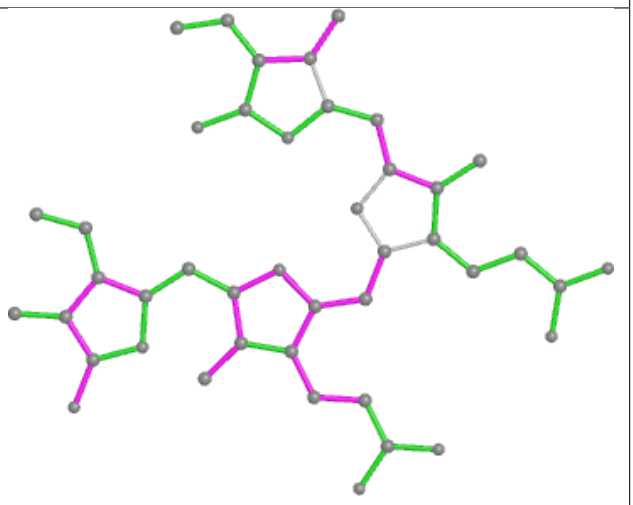

Bond angles

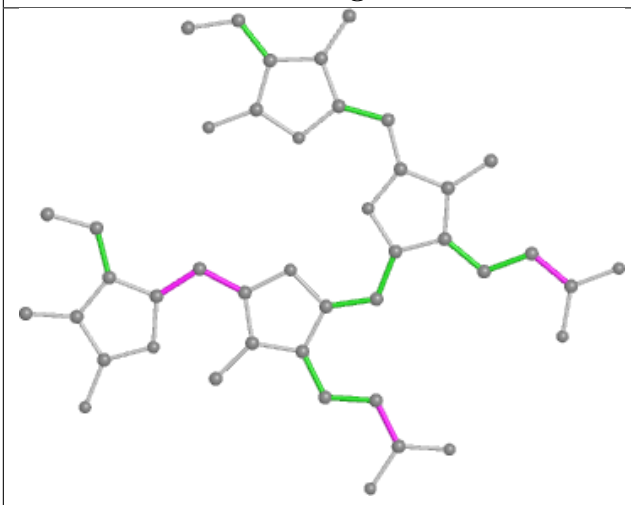

Torsions

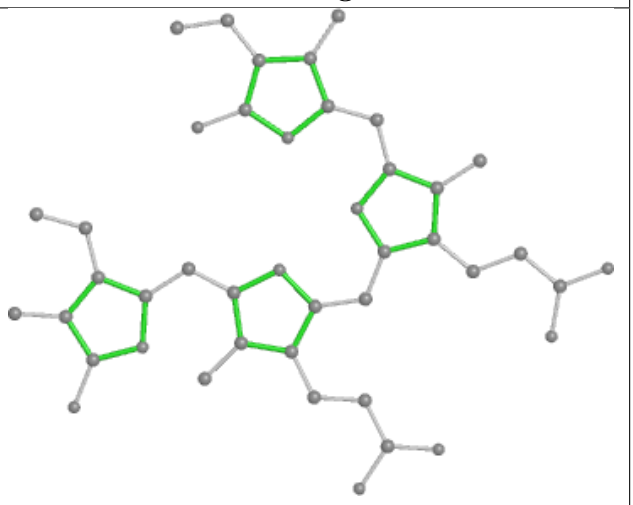

Rings

Ligand PEB A2 1002

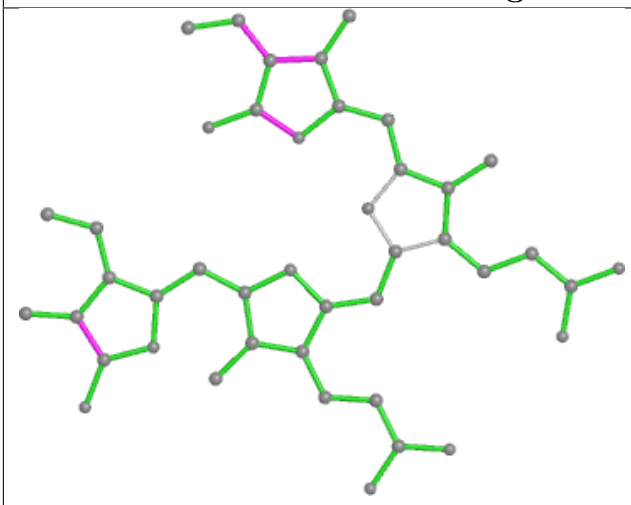

Bond lengths

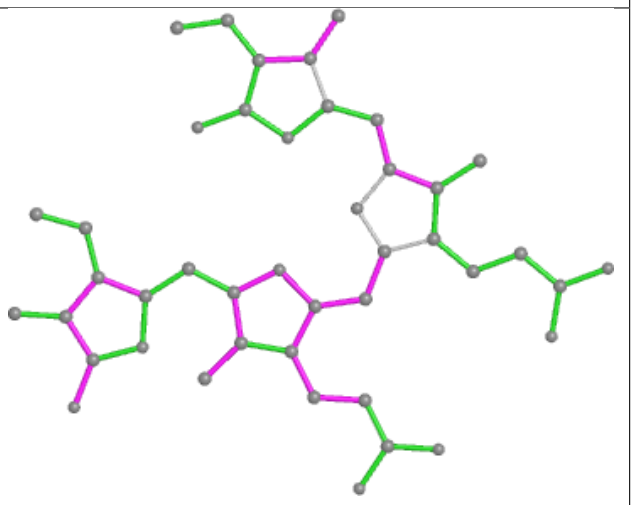

Bond angles

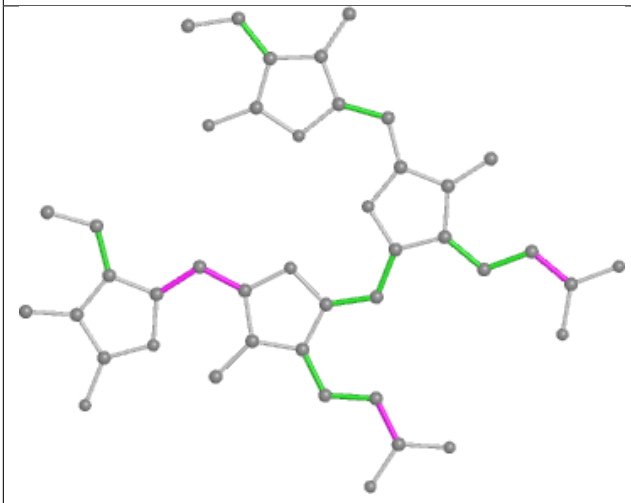

Torsions

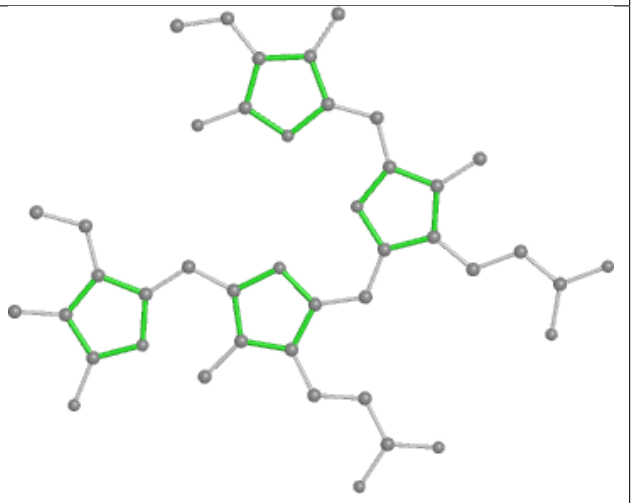

Rings

Ligand PEB fj 202

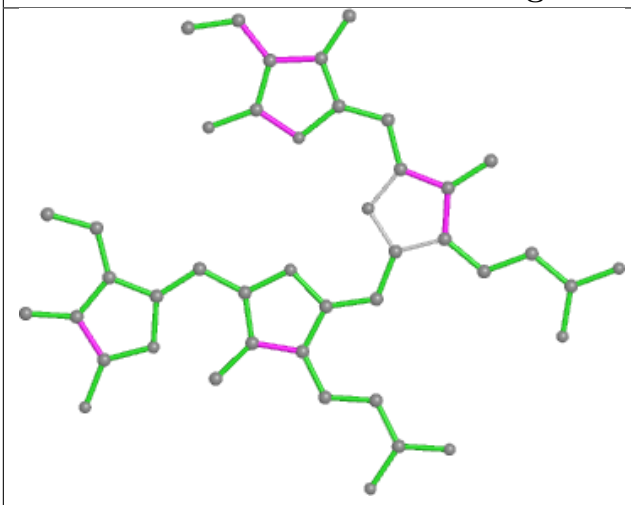

Bond lengths

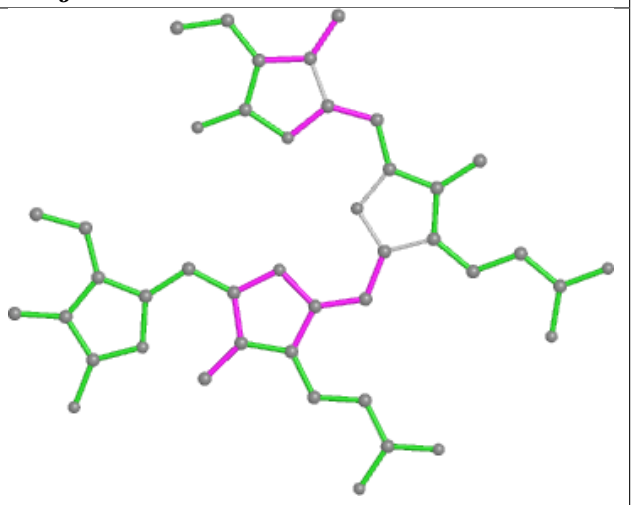

Bond angles

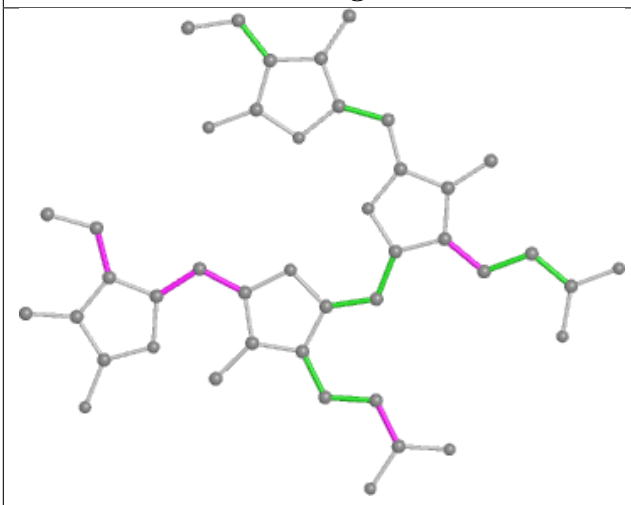

Torsions

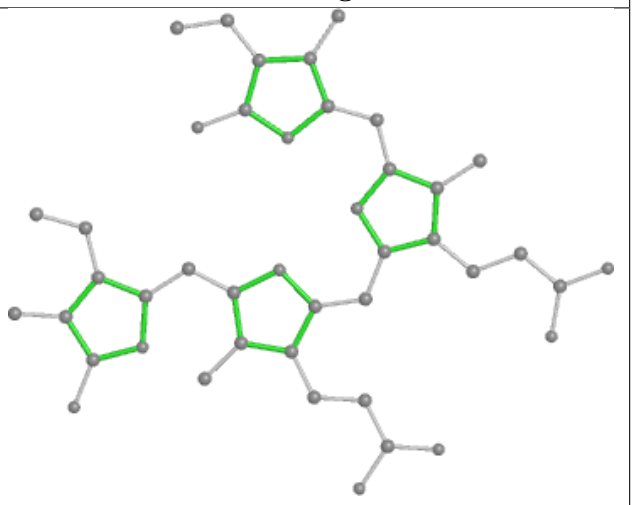

Rings

Ligand PEB m7 201

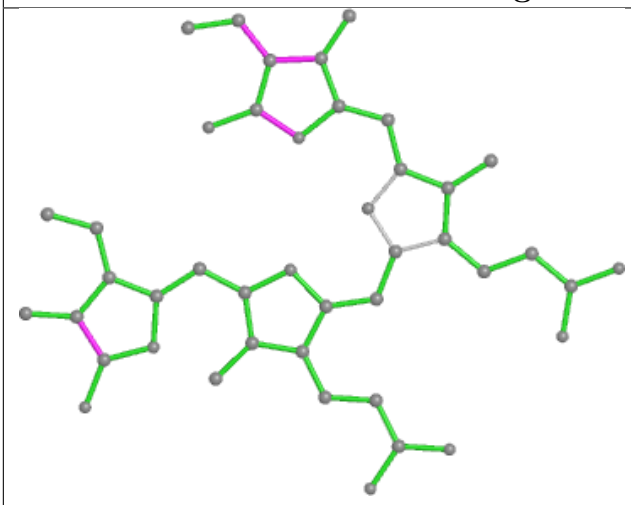

Bond lengths

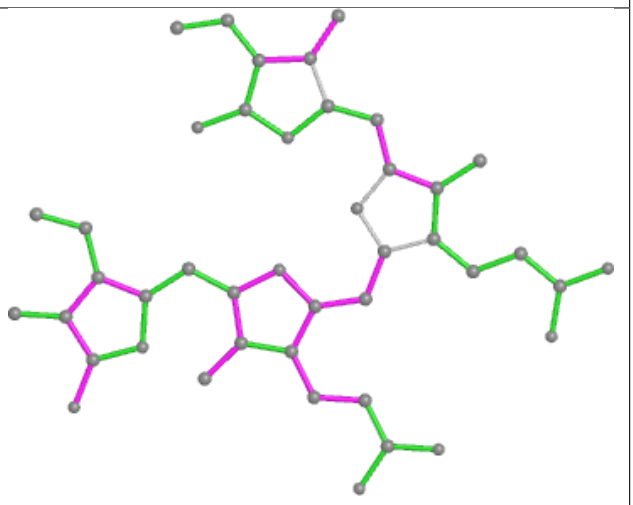

Bond angles

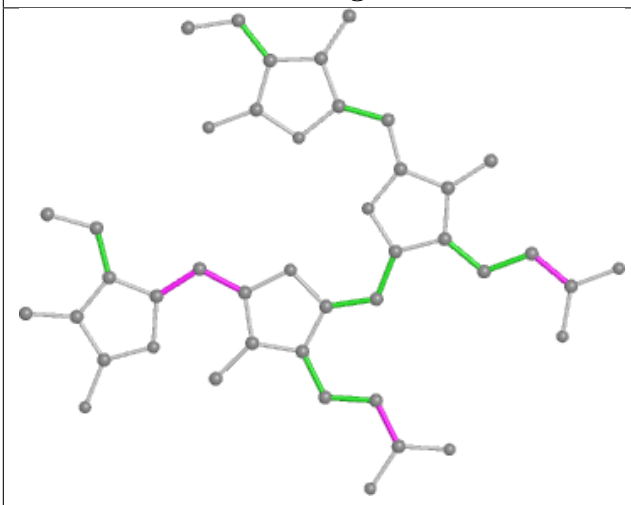

Torsions

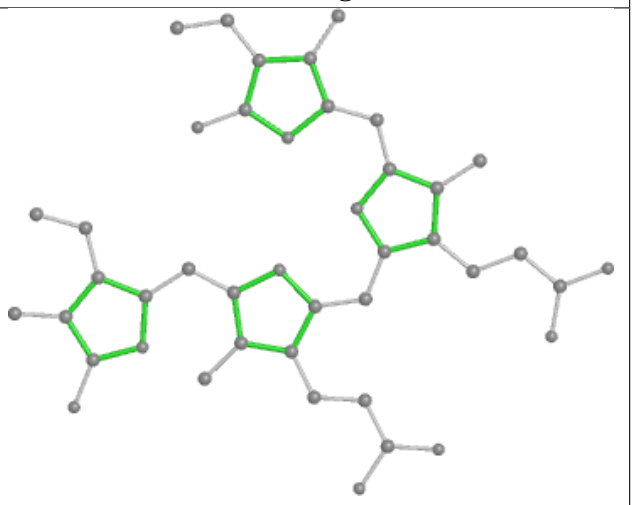

Rings

Ligand PUB iD 1003

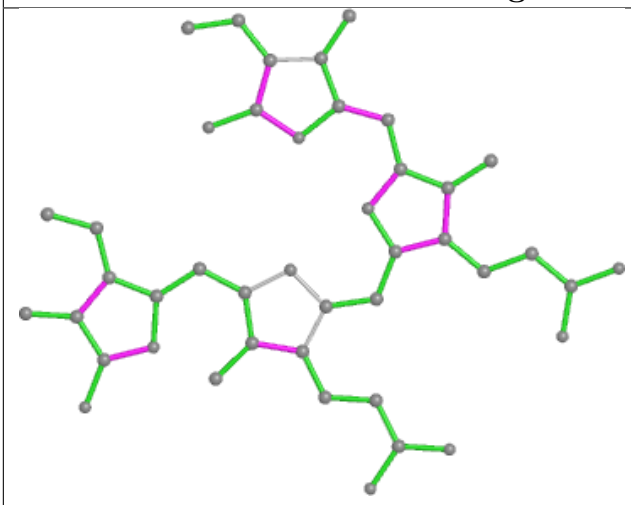

Bond lengths

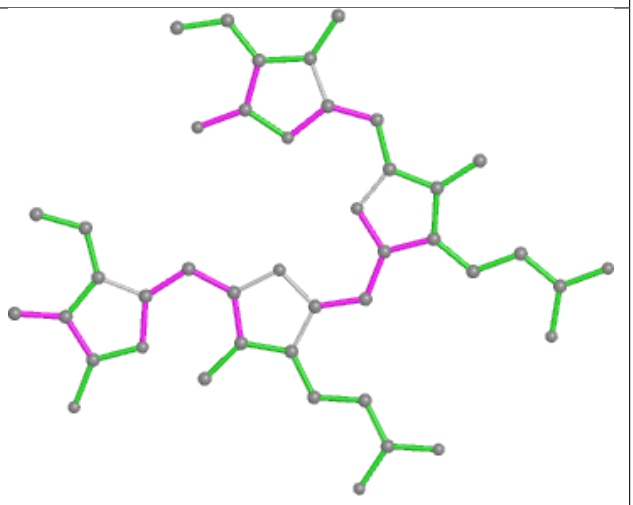

Bond angles

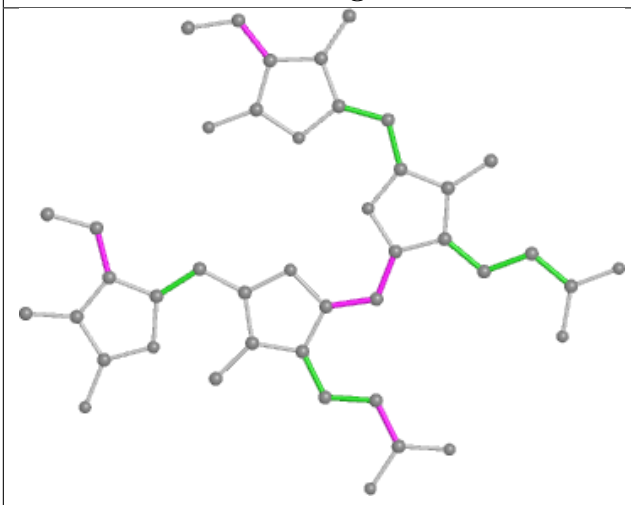

Torsions

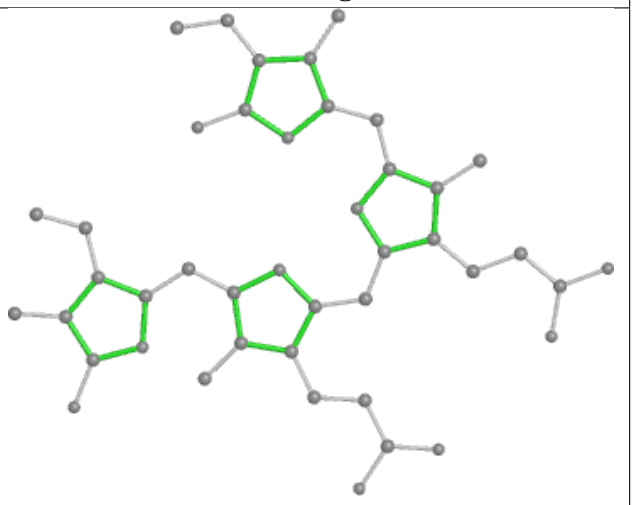

Rings

Ligand PEB f9 201

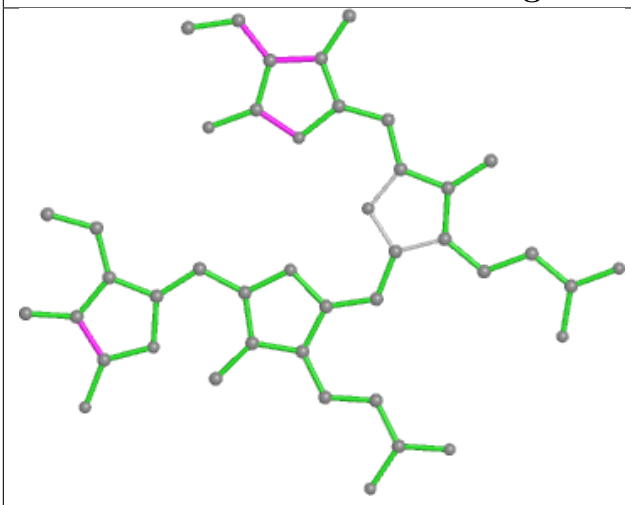

Bond lengths

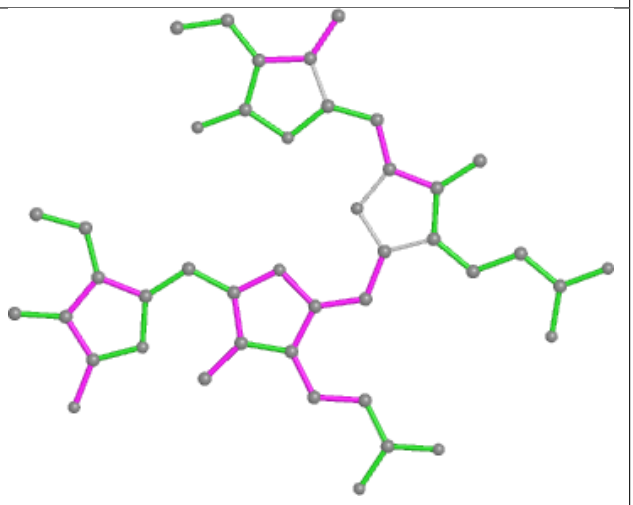

Bond angles

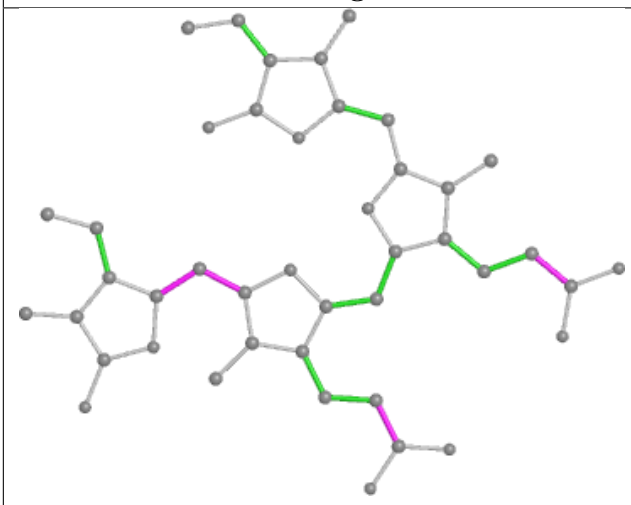

Torsions

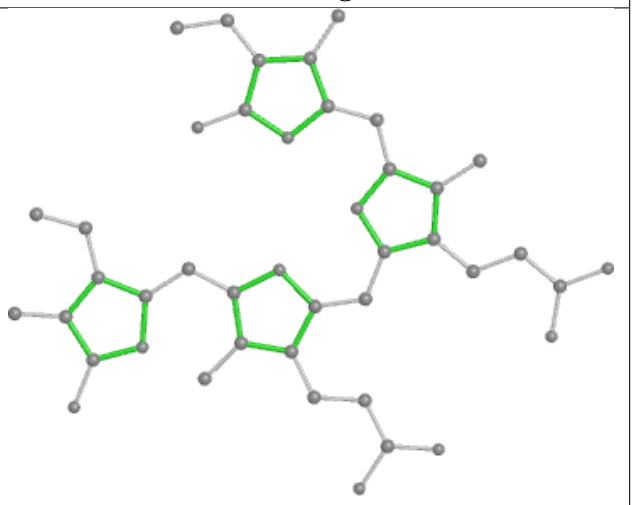

Rings

Ligand PEB eC 201

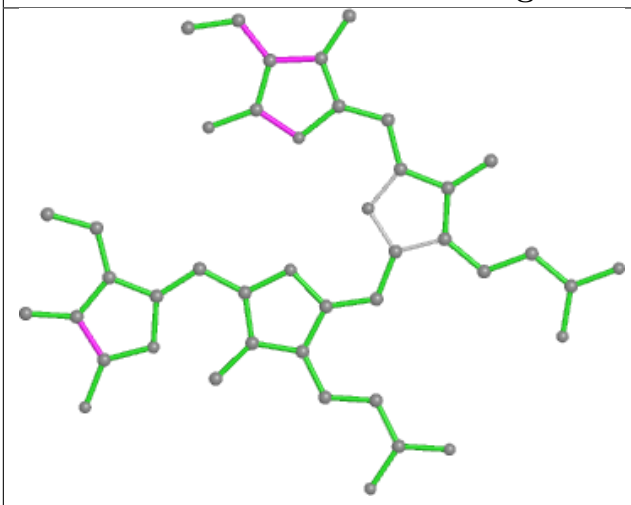

Bond lengths

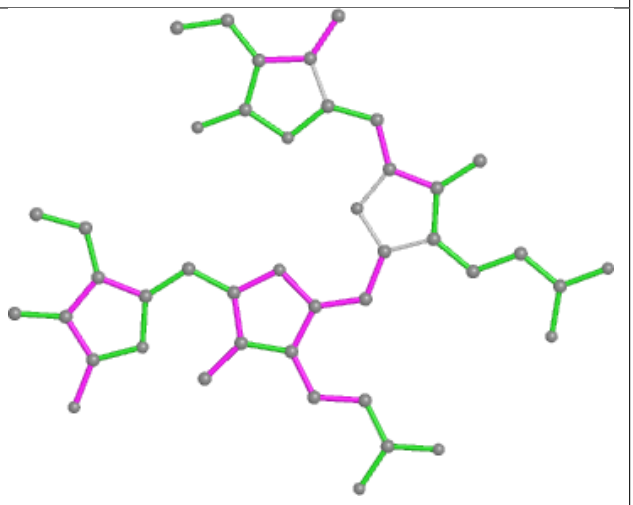

Bond angles

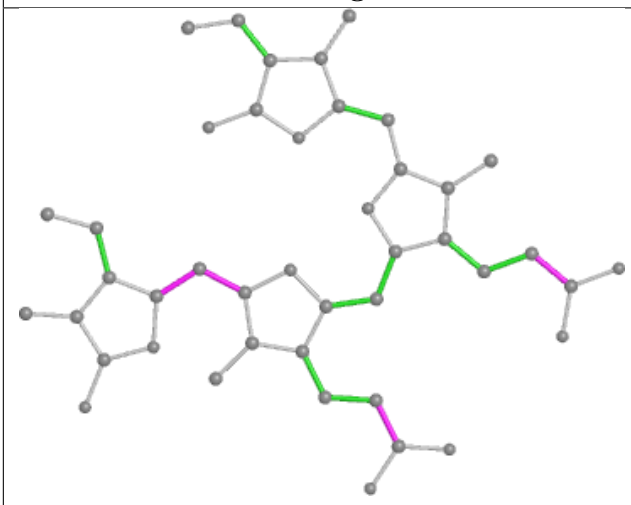

Torsions

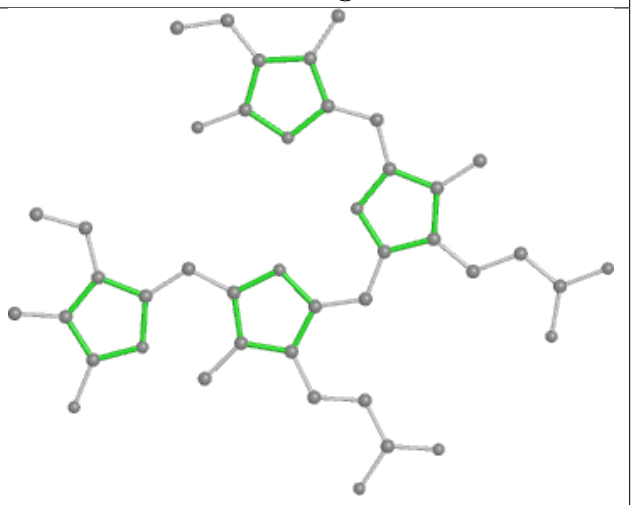

Rings

Ligand PEB cd 201

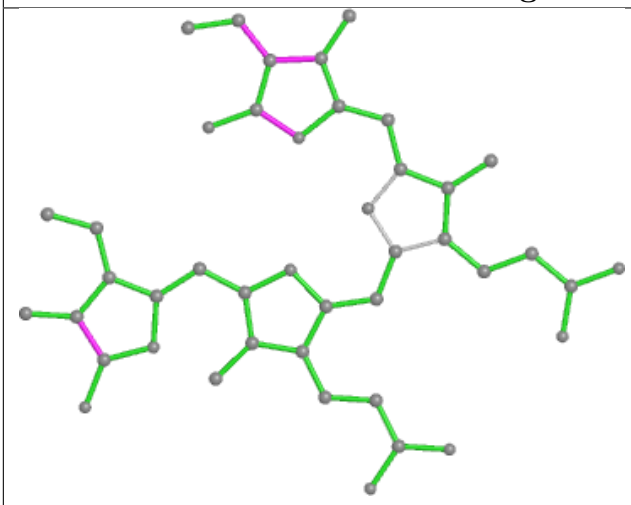

Bond lengths

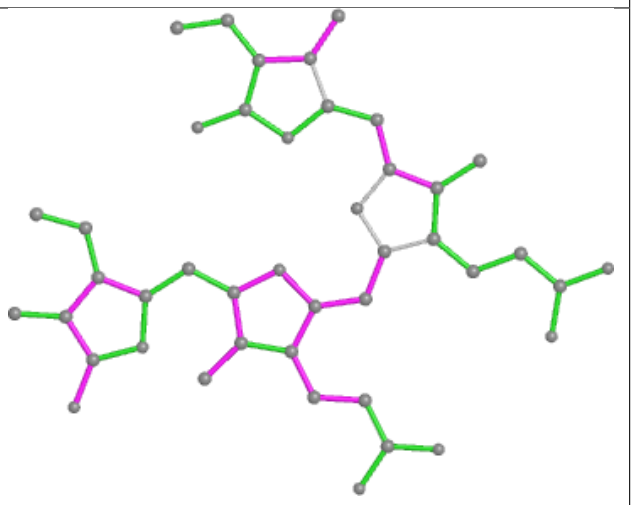

Bond angles

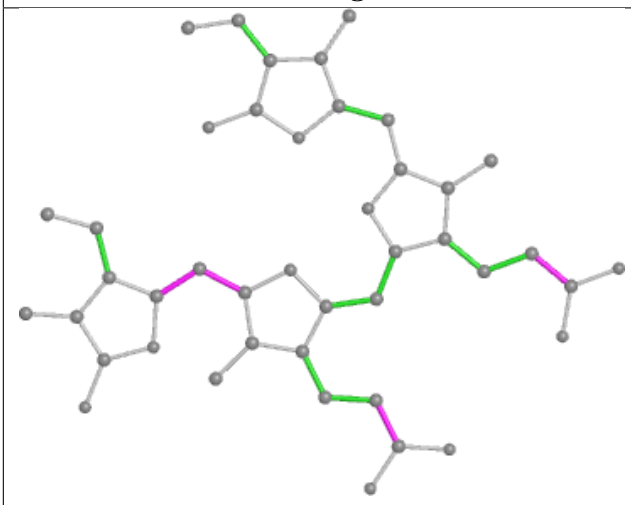

Torsions

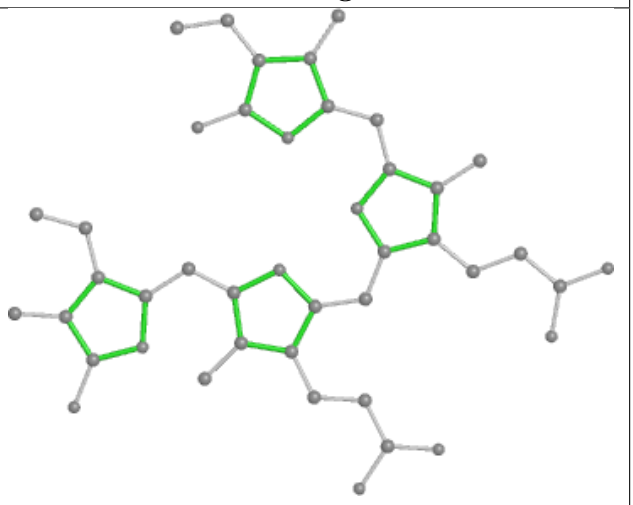

Rings

Ligand PEB U5 201

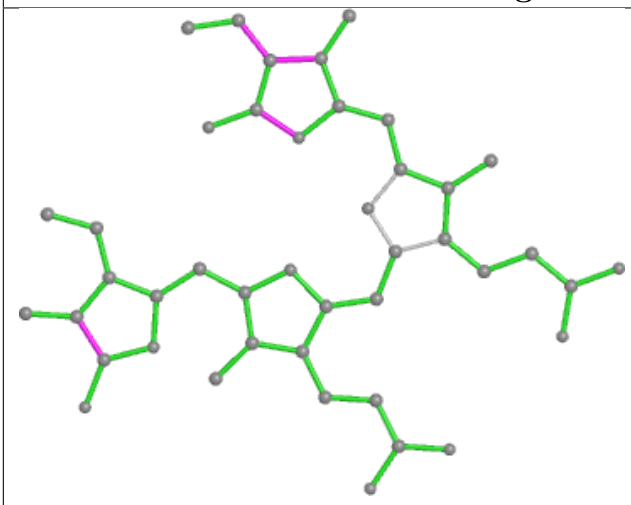

Bond lengths

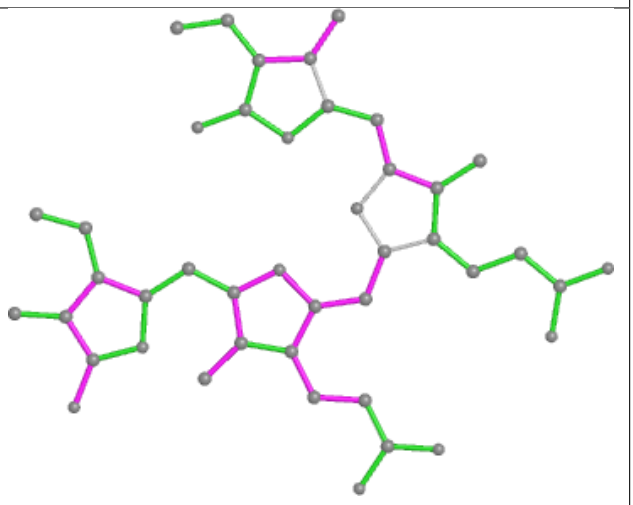

Bond angles

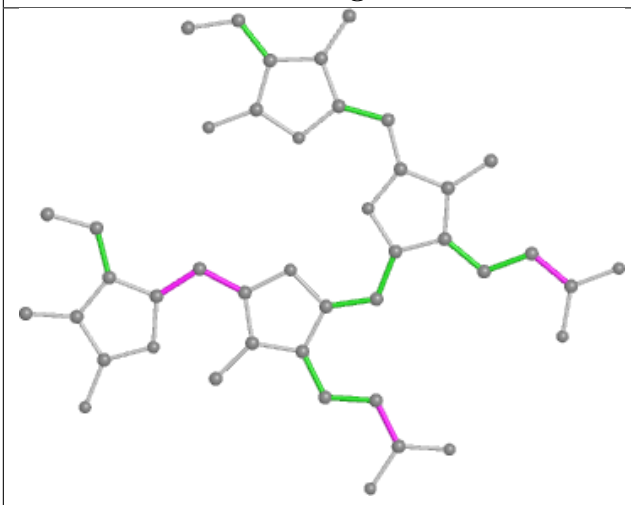

Torsions

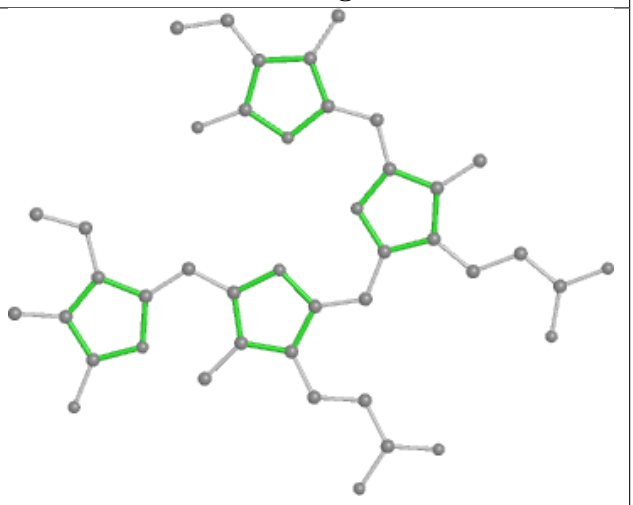

Rings

Ligand PUB lz 405

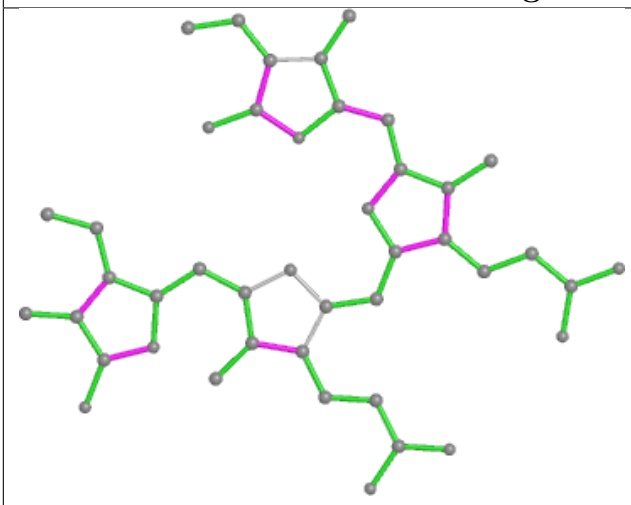

Bond lengths

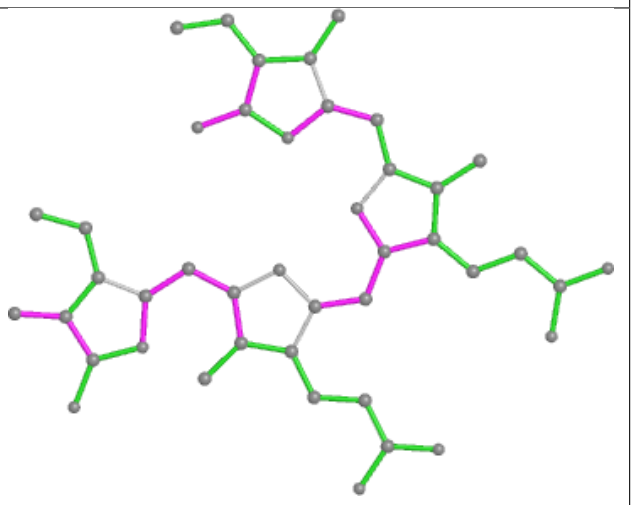

Bond angles

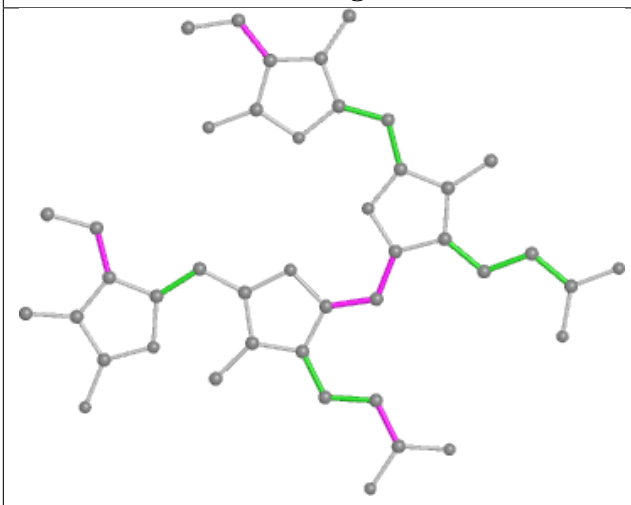

Torsions

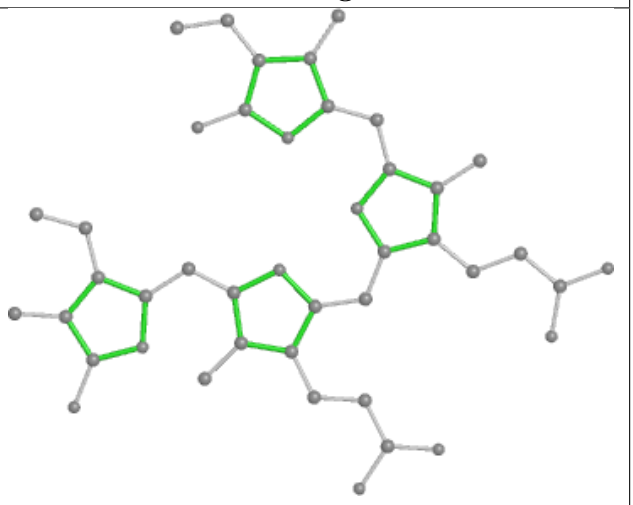

Rings

Ligand PEB y3 201

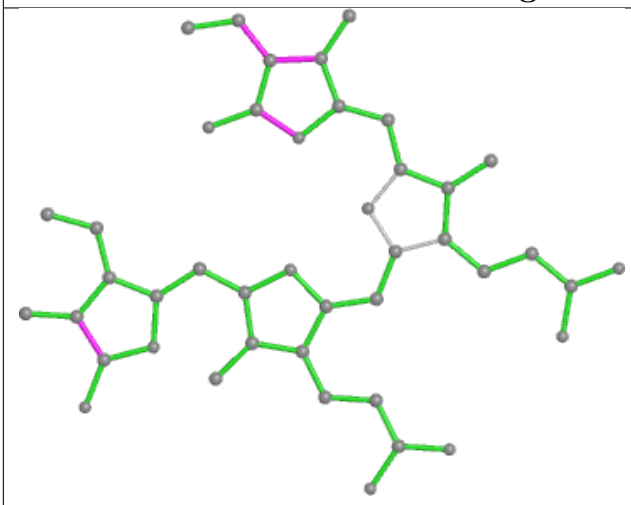

Bond lengths

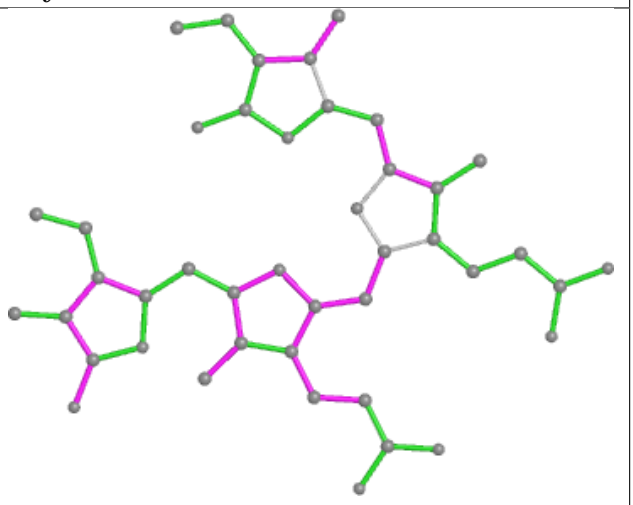

Bond angles

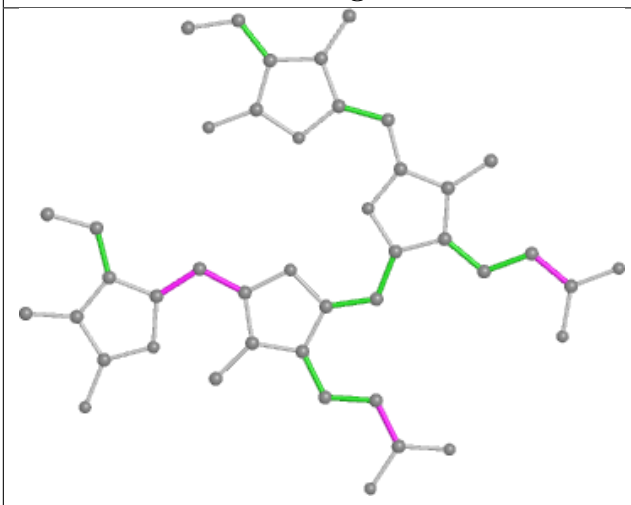

Torsions

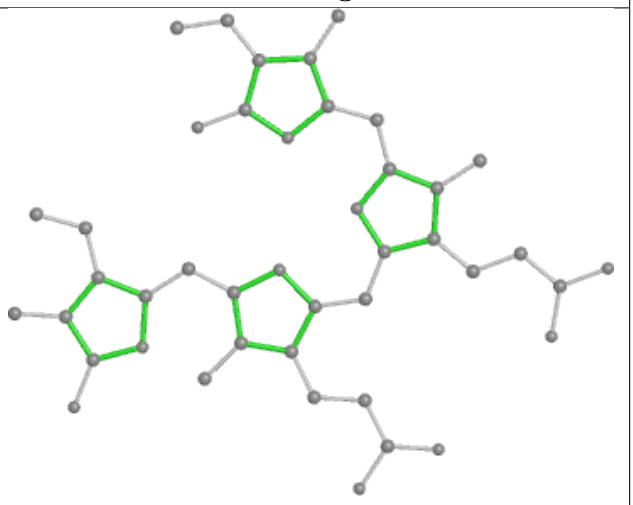

Rings

Ligand PEB cj 201

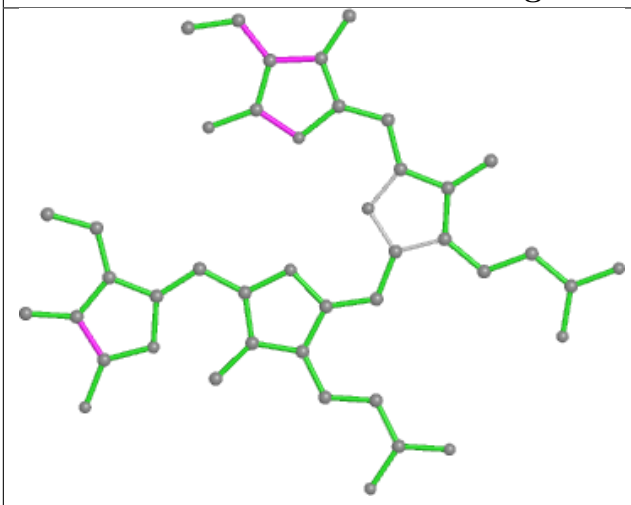

Bond lengths

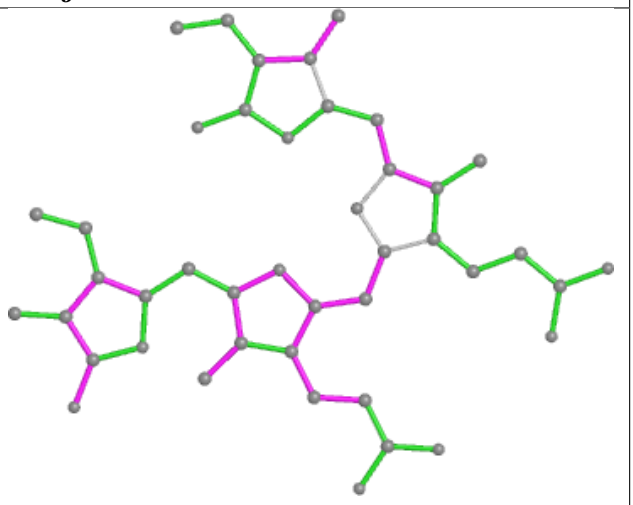

Bond angles

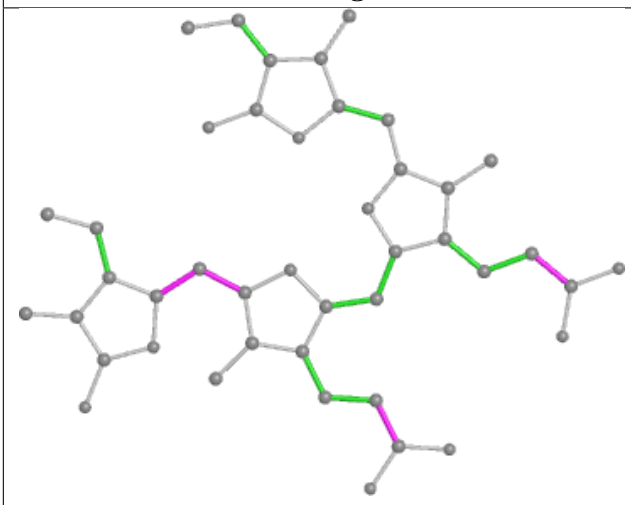

Torsions

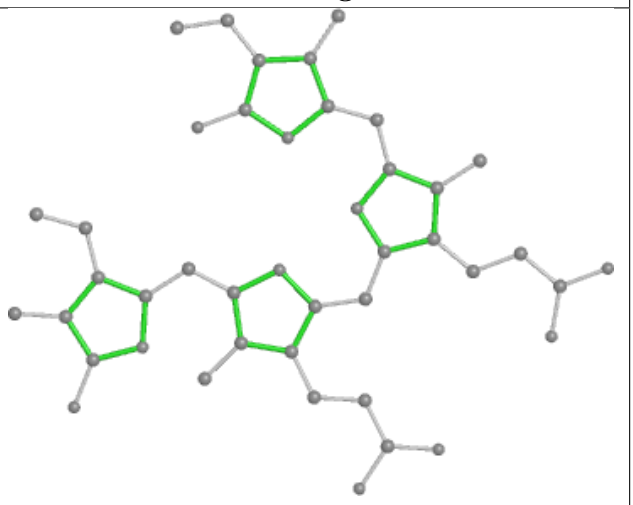

Rings

Ligand PEB gg 202

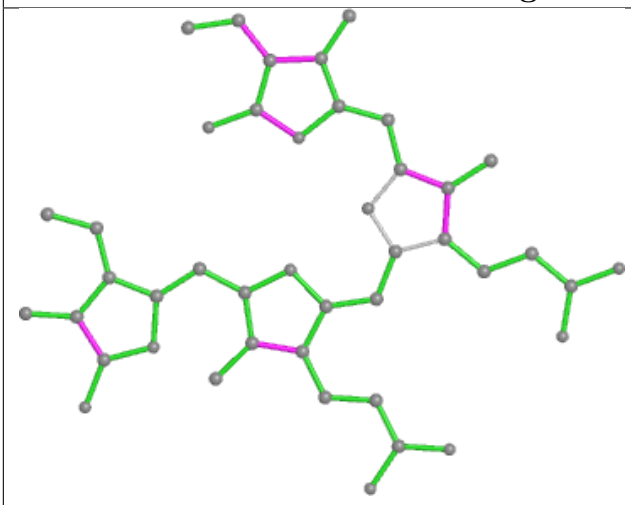

Bond lengths

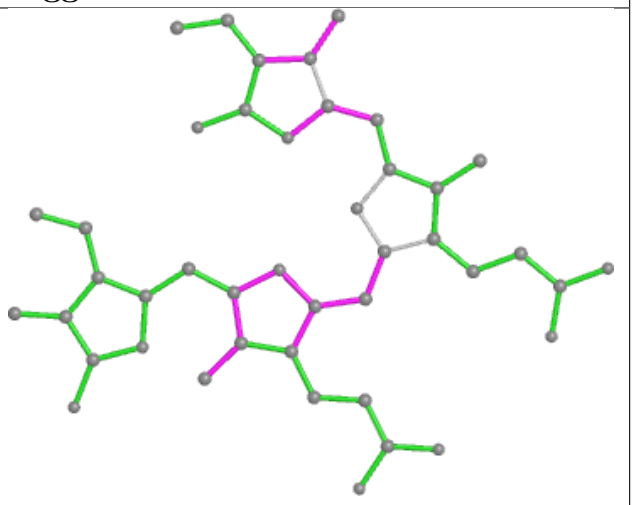

Bond angles

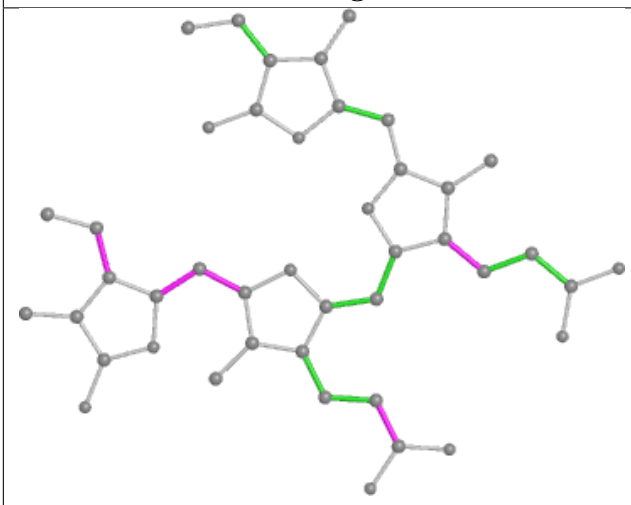

Torsions

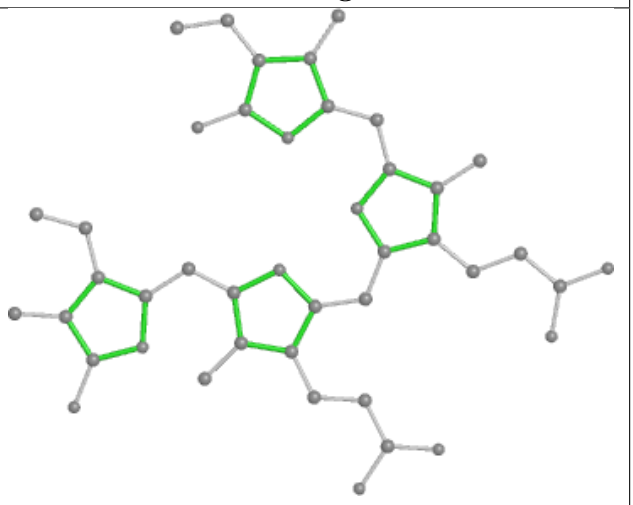

Rings

Ligand PUB I8 203

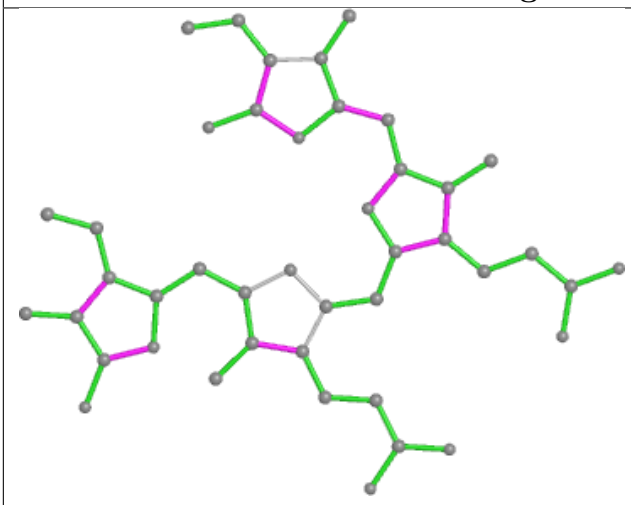

Bond lengths

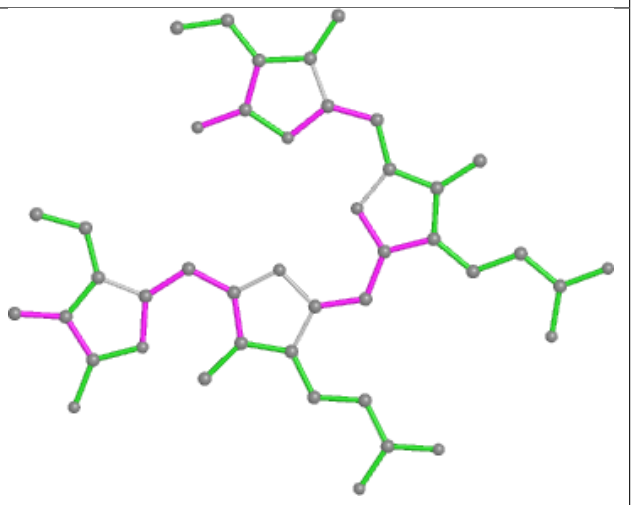

Bond angles

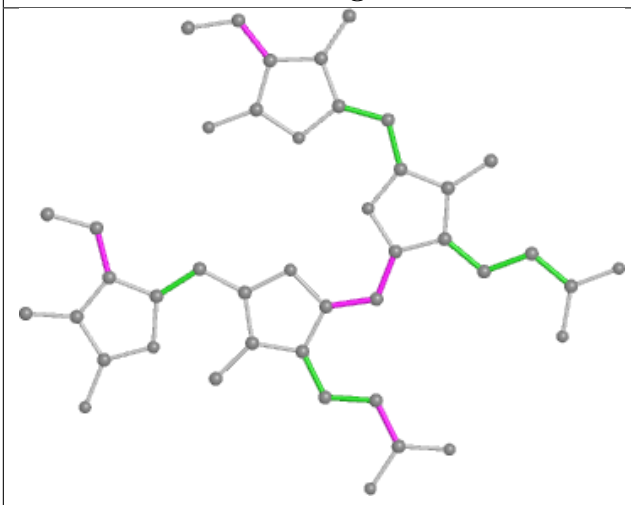

Torsions

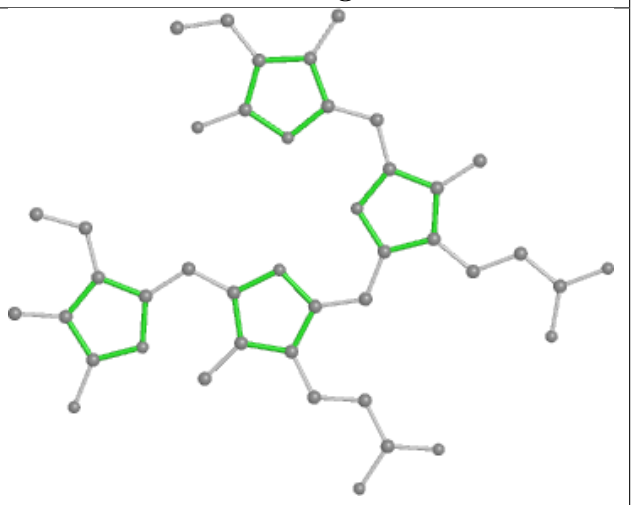

Rings

Ligand PUB x5 202

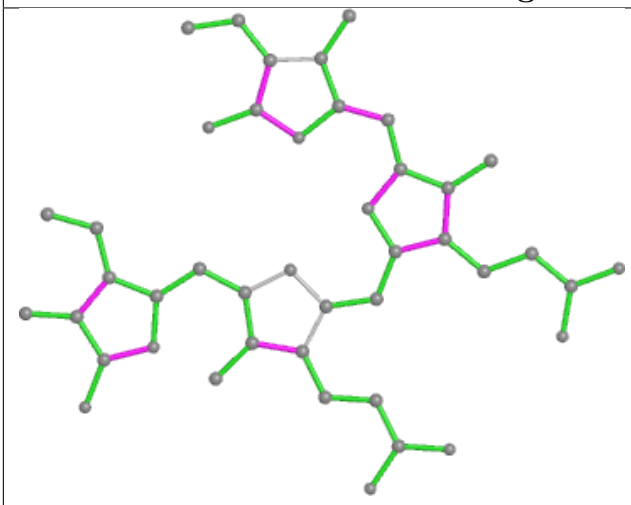

Bond lengths

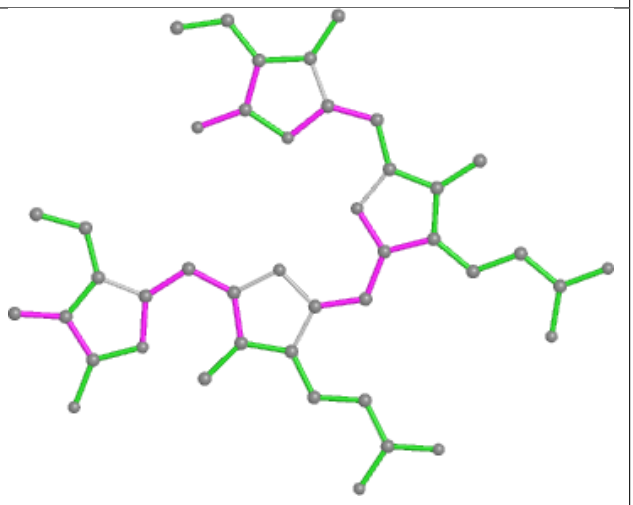

Bond angles

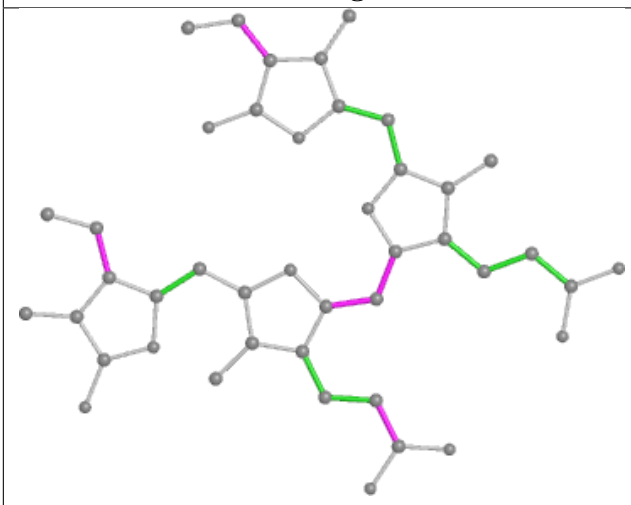

Torsions

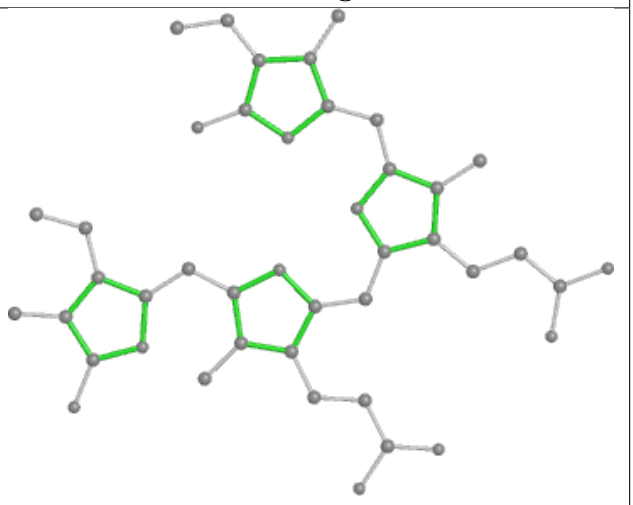

Rings

Ligand PEB k3 201

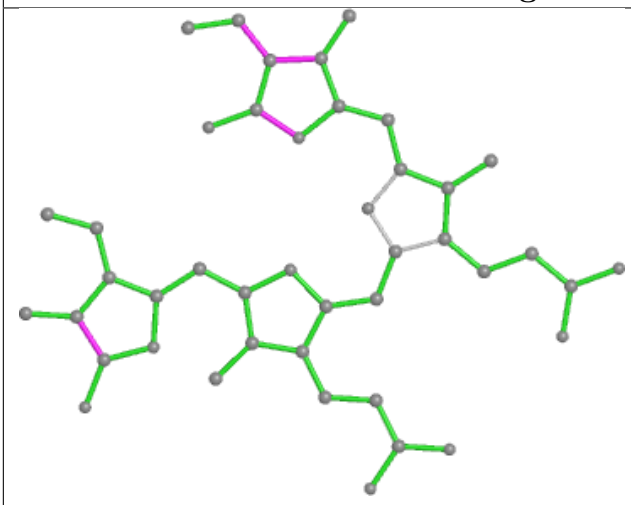

Bond lengths

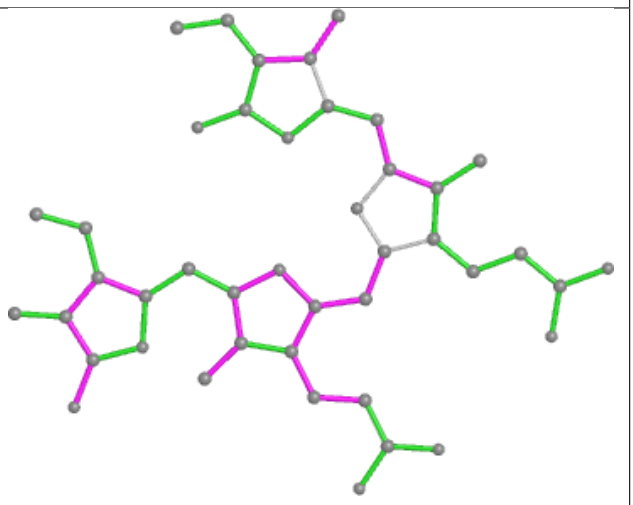

Bond angles

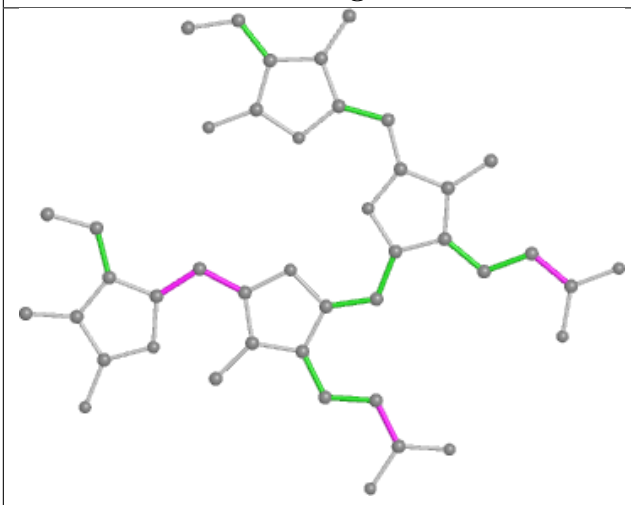

Torsions

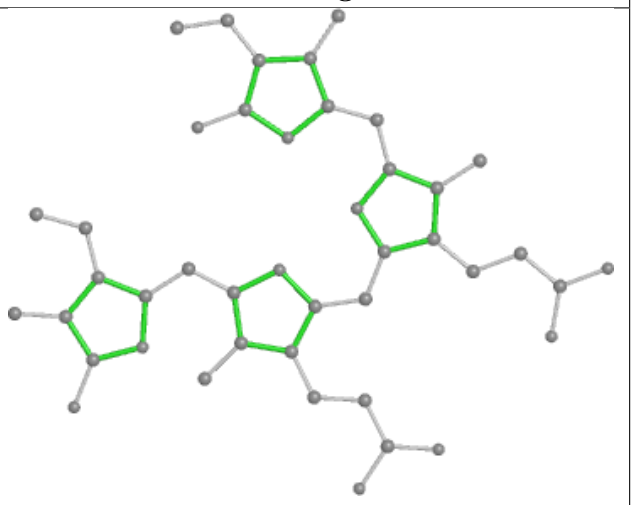

Rings

Ligand PEB p5 201

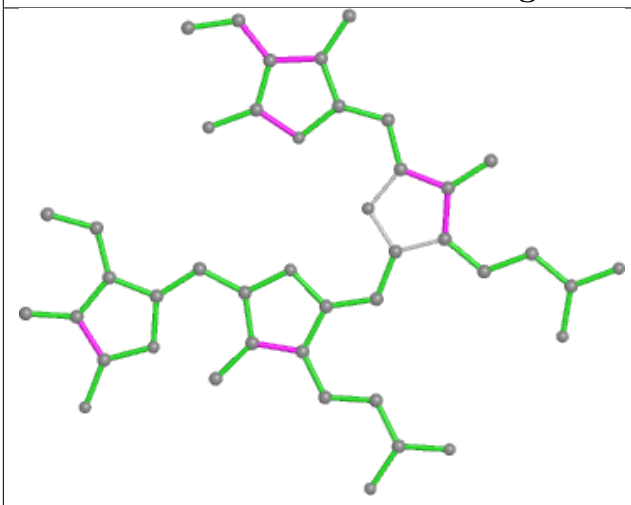

Bond lengths

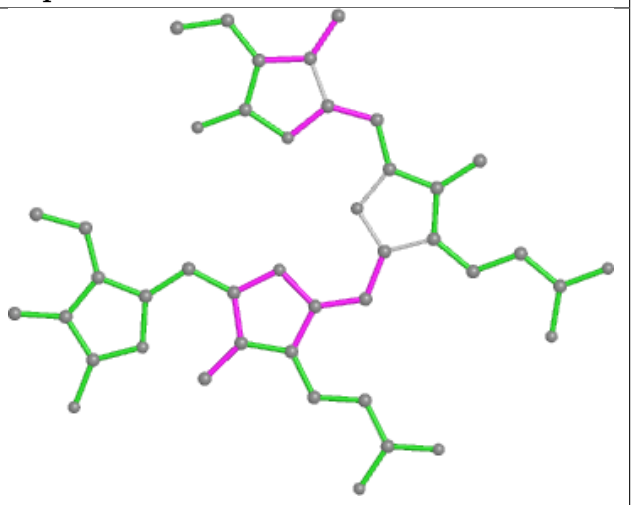

Bond angles

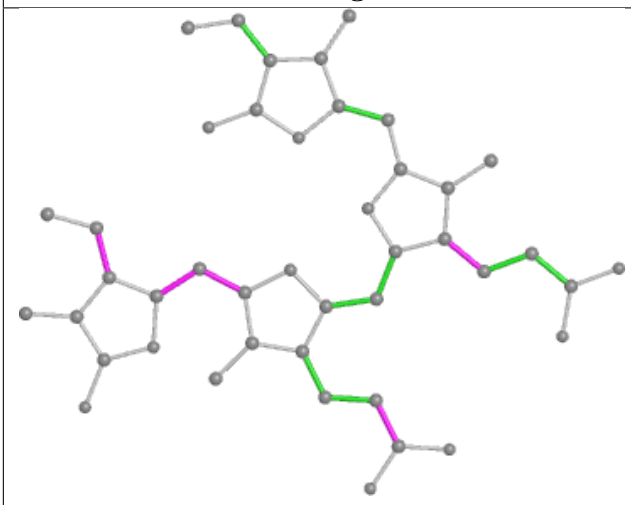

Torsions

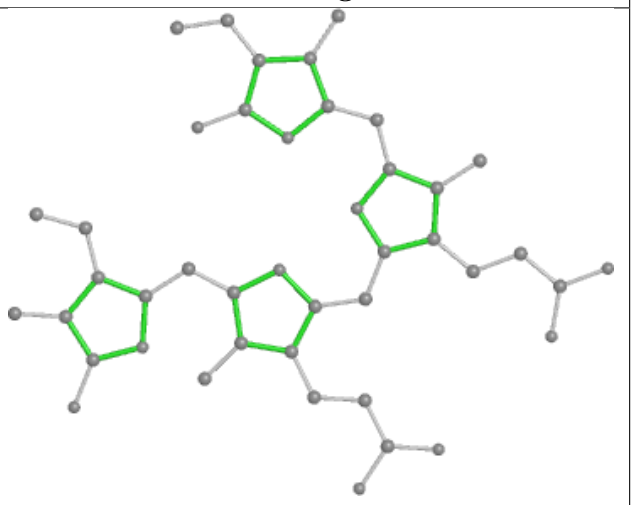

Rings

Ligand PEB lg 202

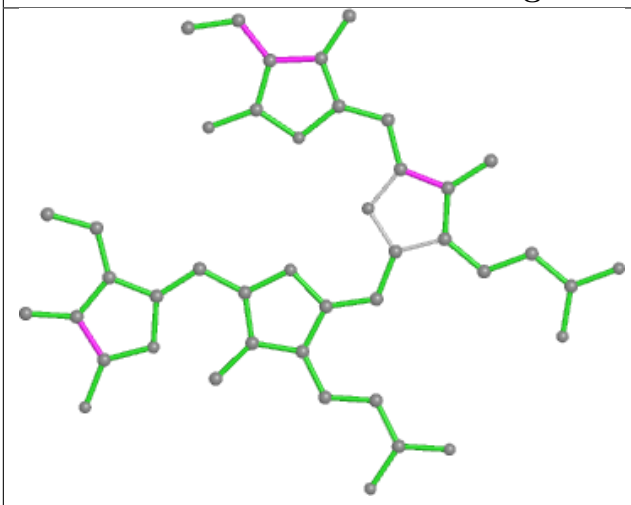

Bond lengths

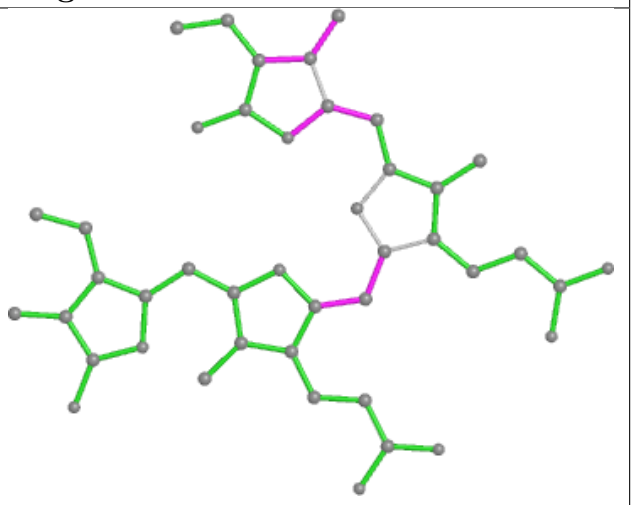

Bond angles

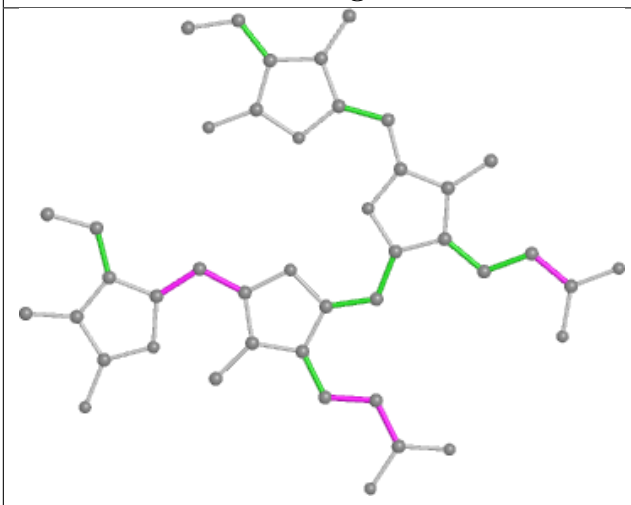

Torsions

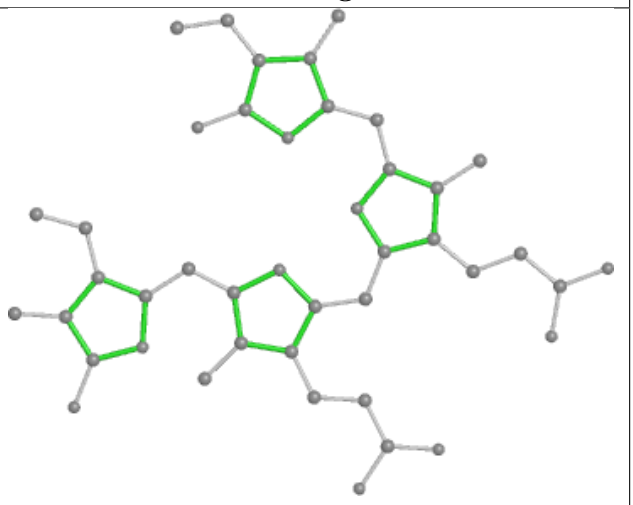

Rings

Ligand PVN d3 302

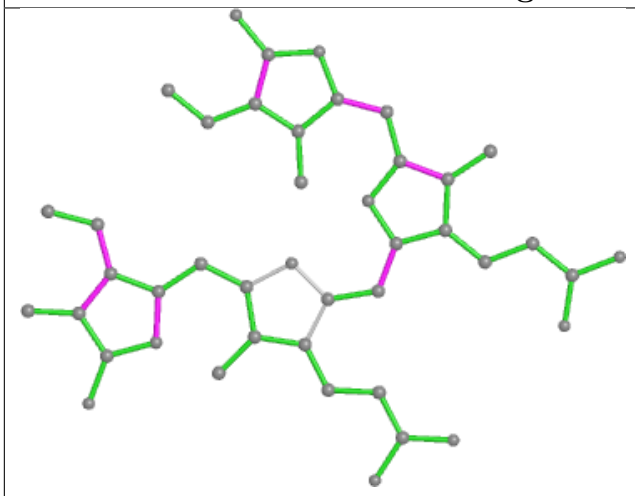

Bond lengths

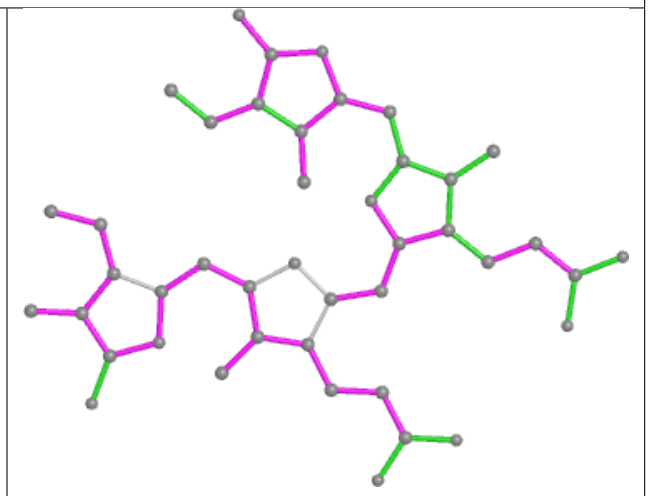

Bond angles

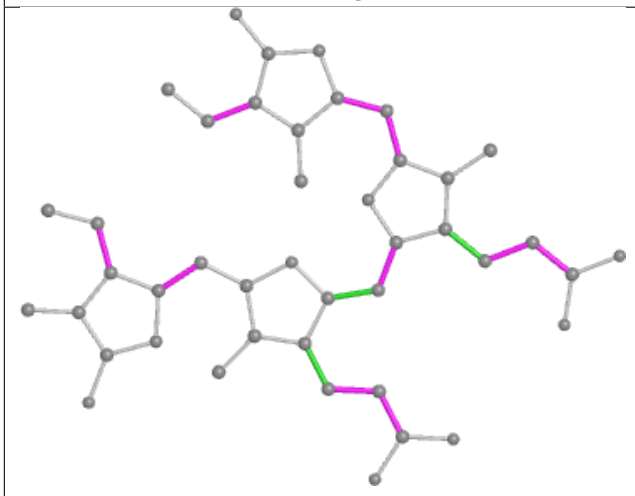

Torsions

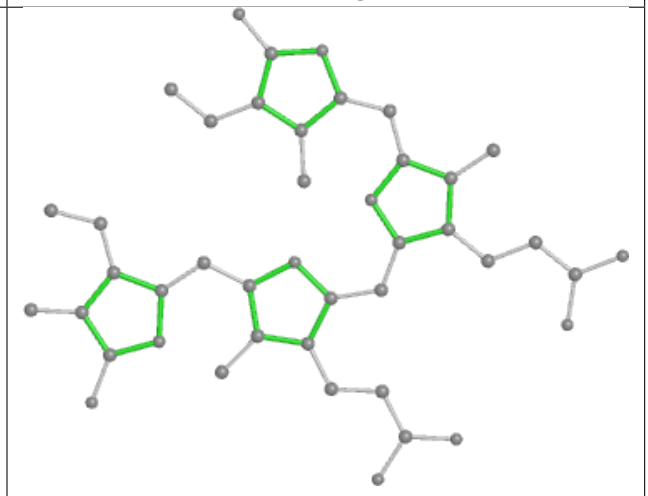

Rings

Ligand PEB dX 201

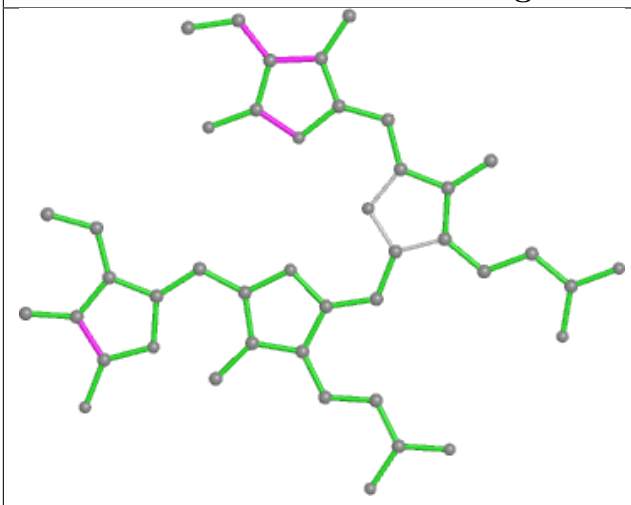

Bond lengths

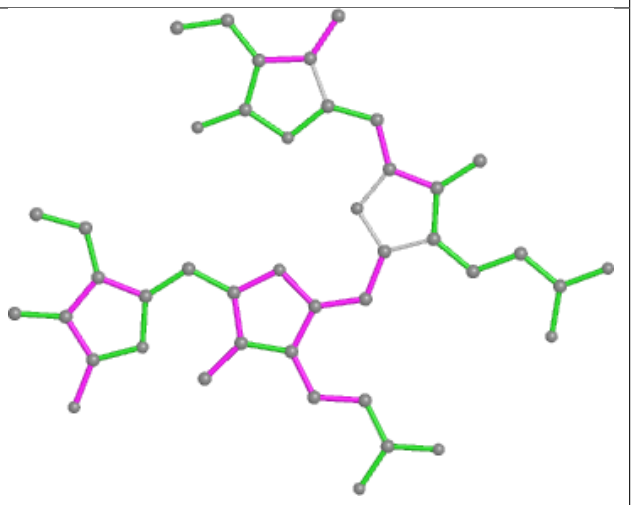

Bond angles

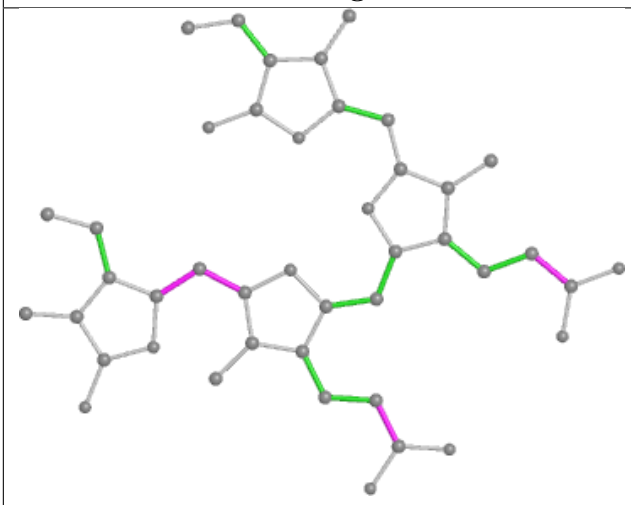

Torsions

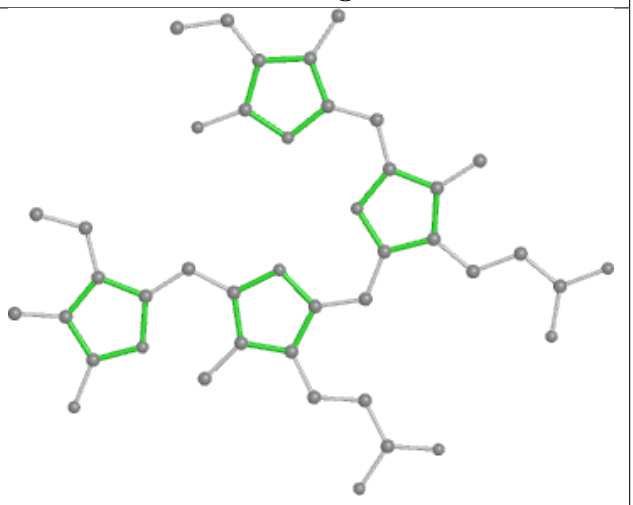

Rings

Ligand PEB iB 1001

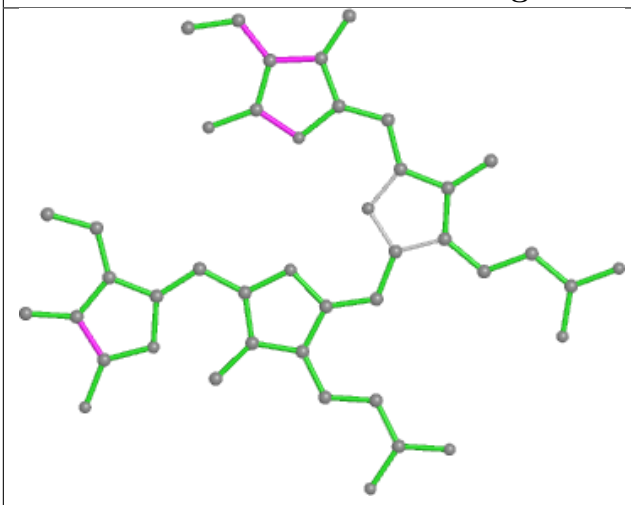

Bond lengths

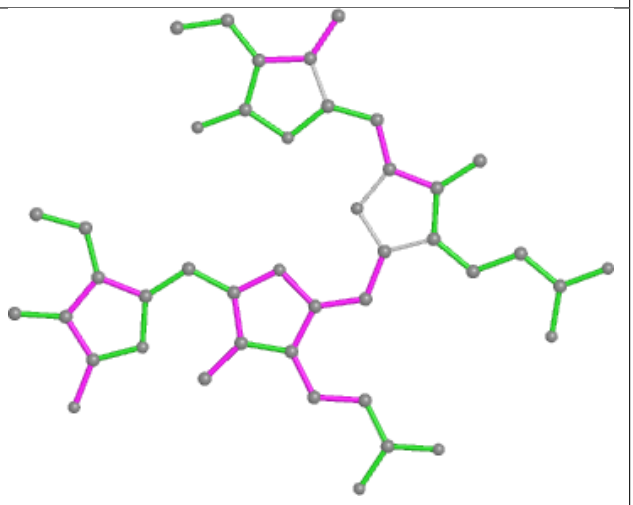

Bond angles

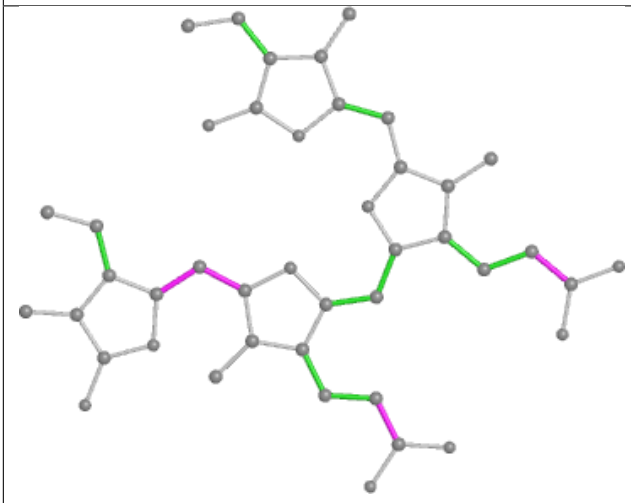

Torsions

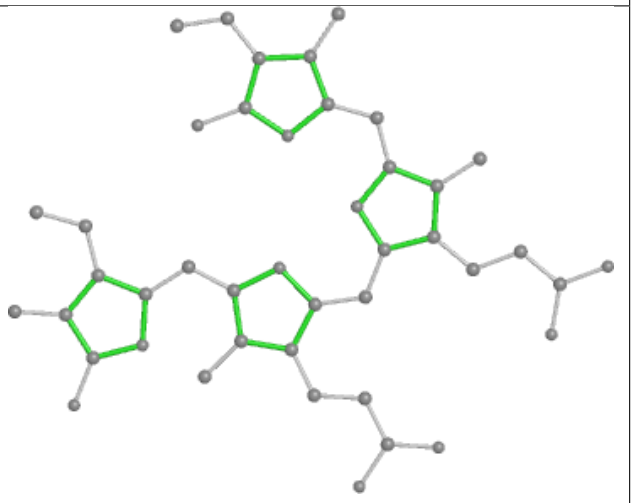

Rings

Ligand PEB cC 1001

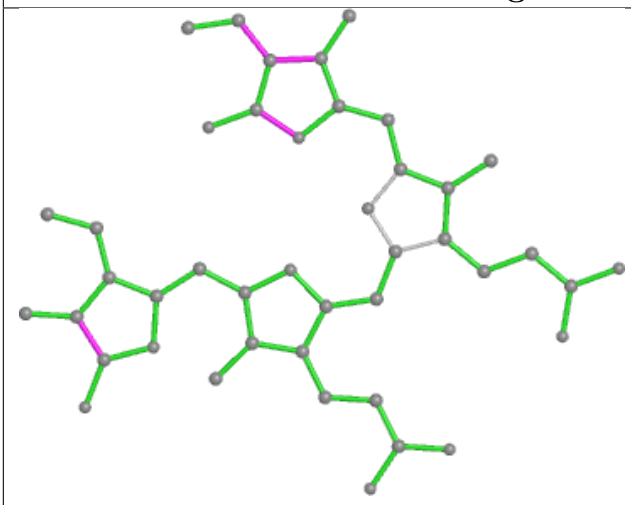

Bond lengths

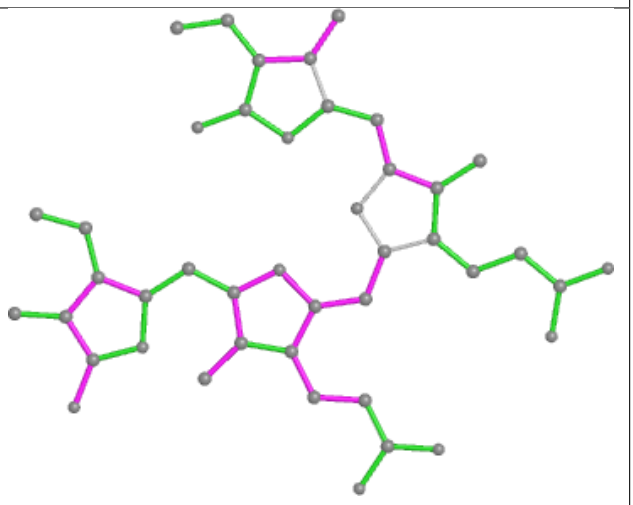

Bond angles

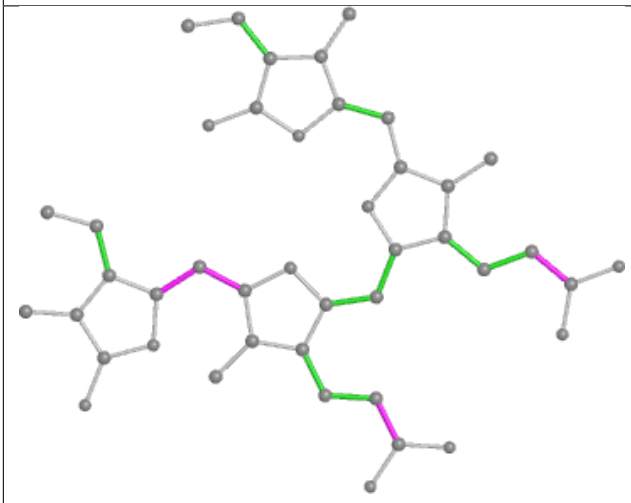

Torsions

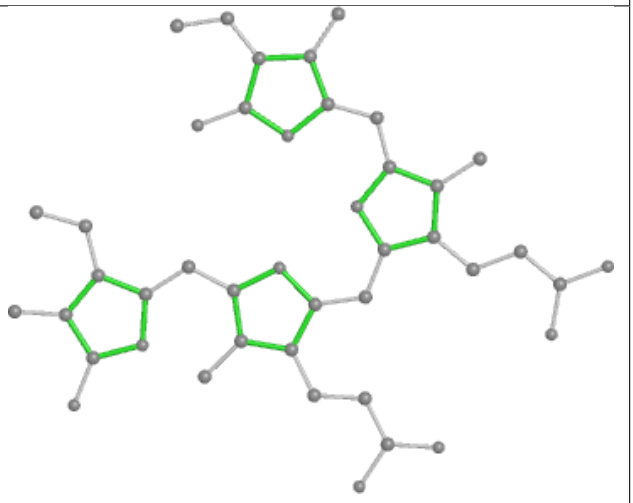

Rings

Ligand PEB W6 202

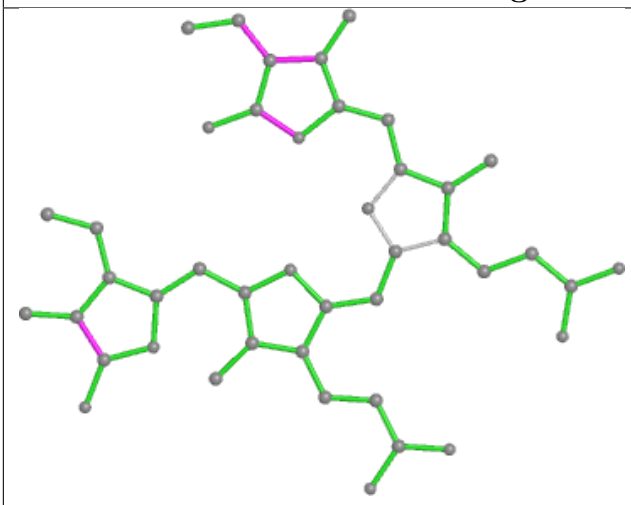

Bond lengths

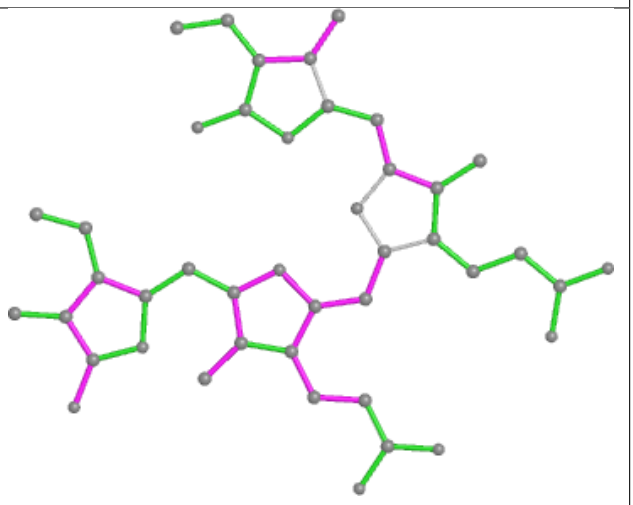

Bond angles

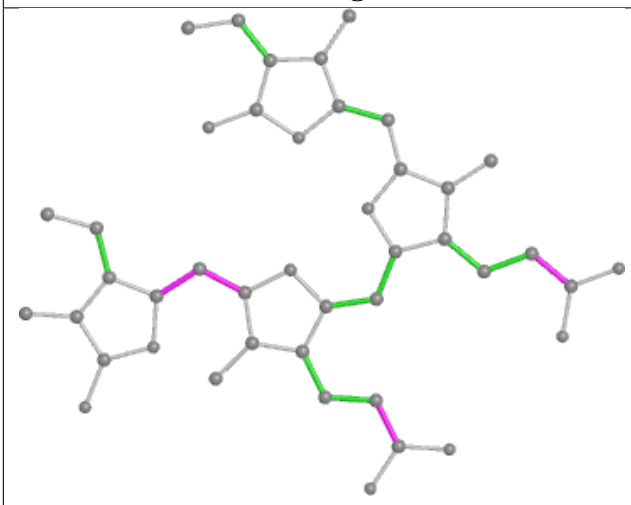

Torsions

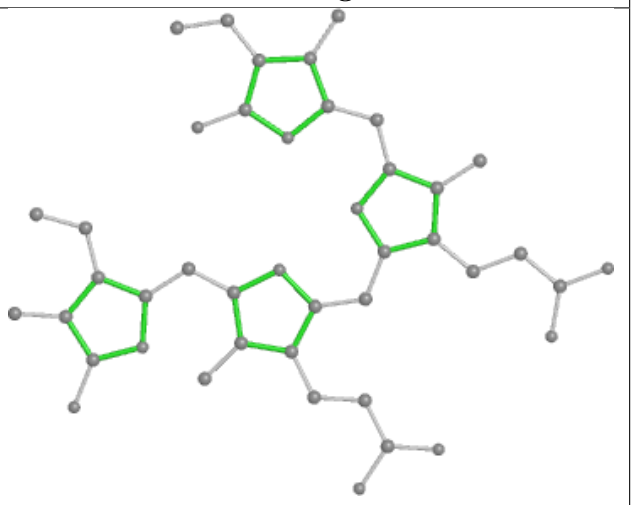

Rings

Ligand PUB ez 1006

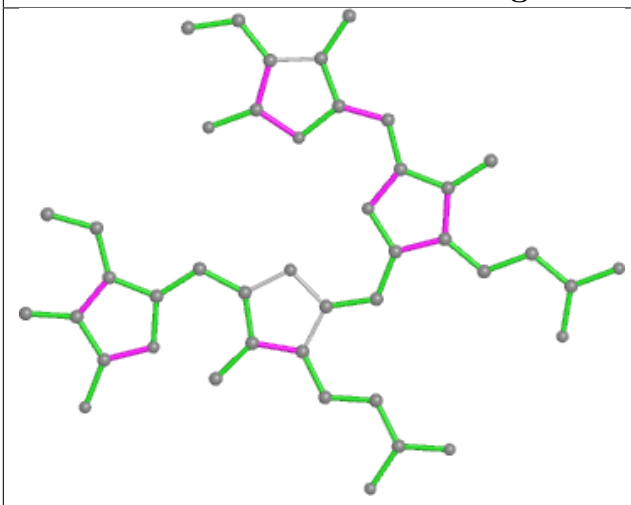

Bond lengths

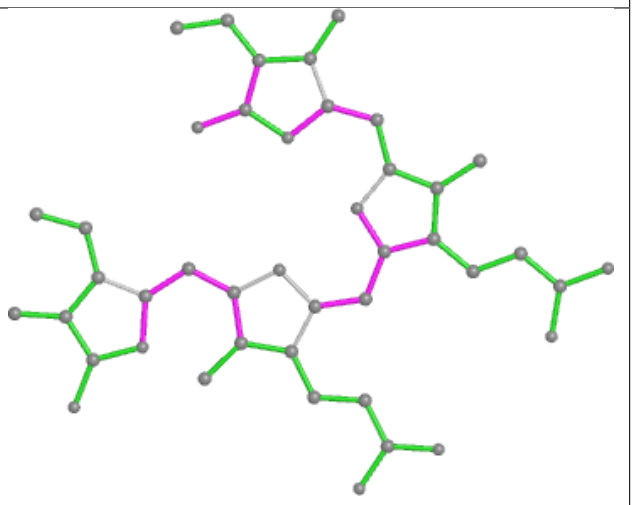

Bond angles

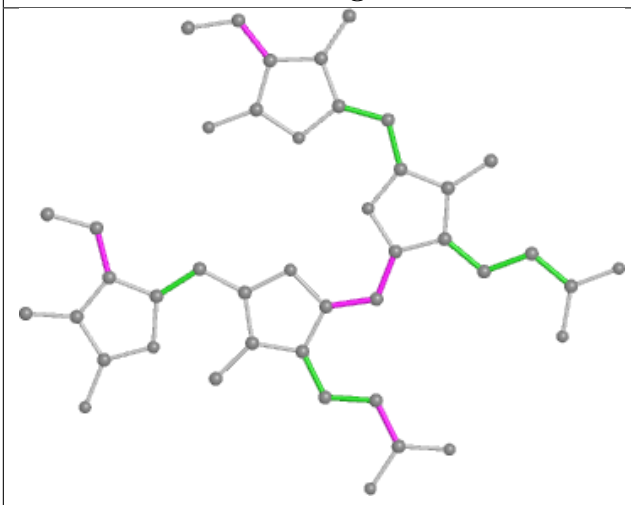

Torsions

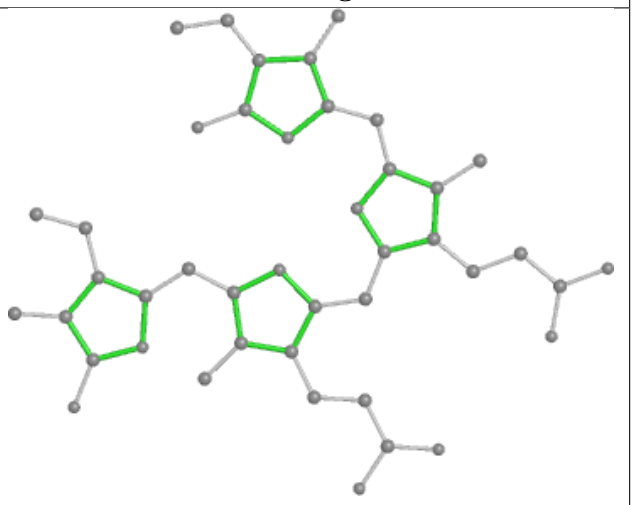

Rings

Ligand PEB S7 202

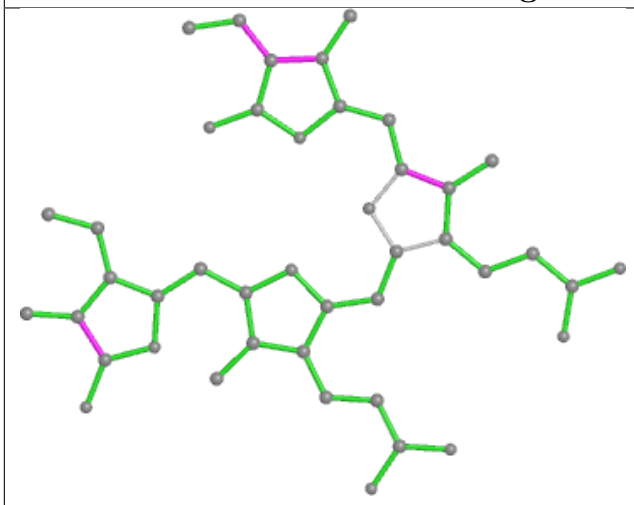

Bond lengths

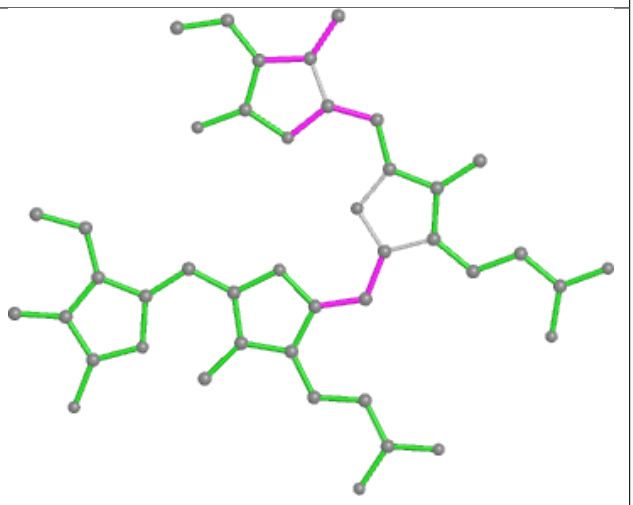

Bond angles

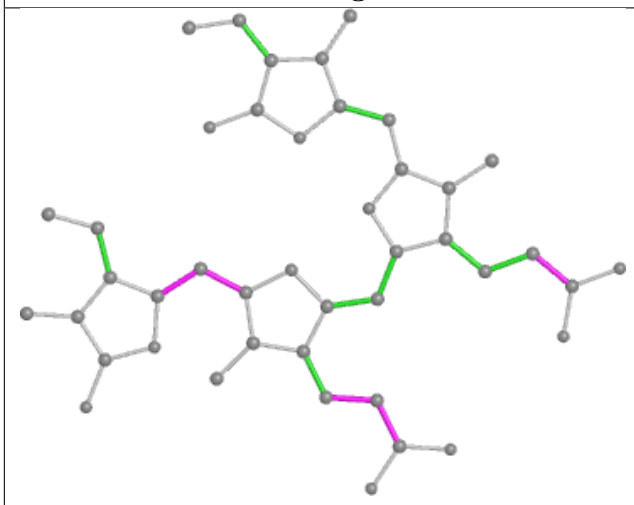

Torsions

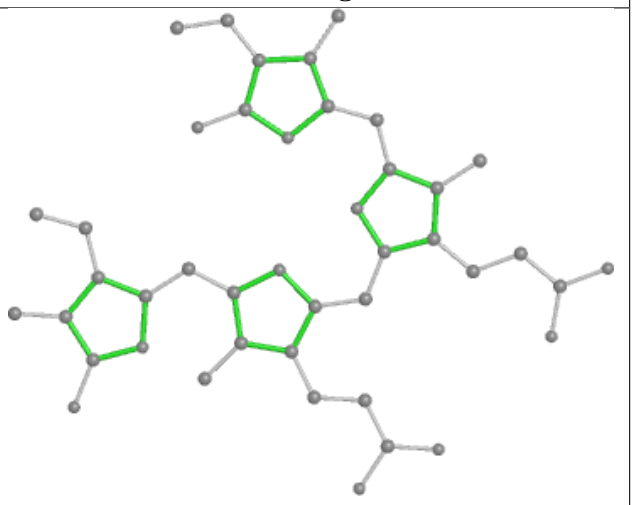

Rings

Ligand PUB hN 203

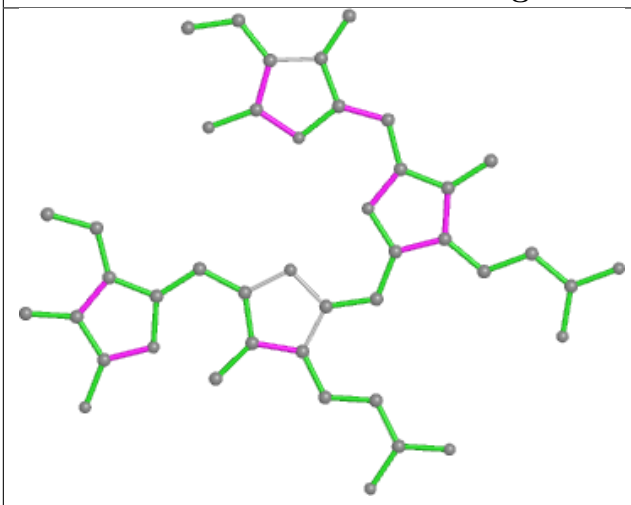

Bond lengths

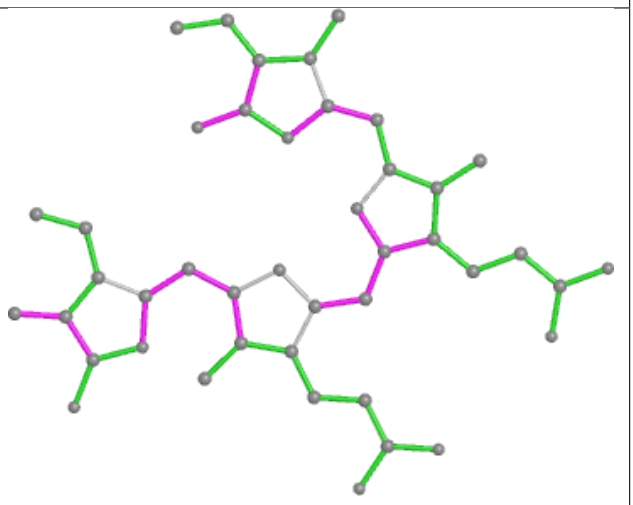

Bond angles

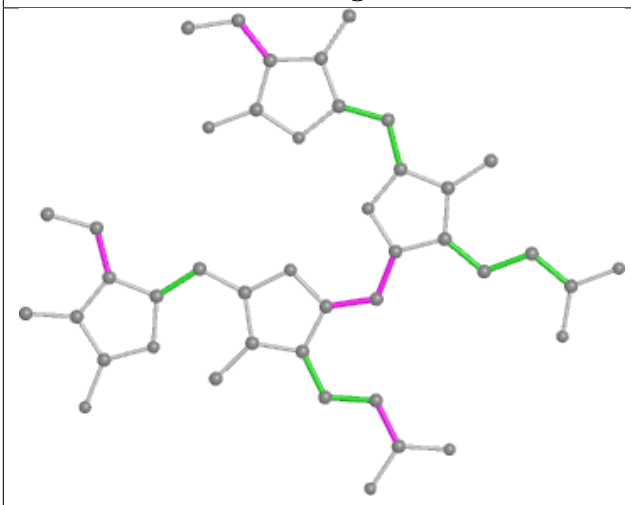

Torsions

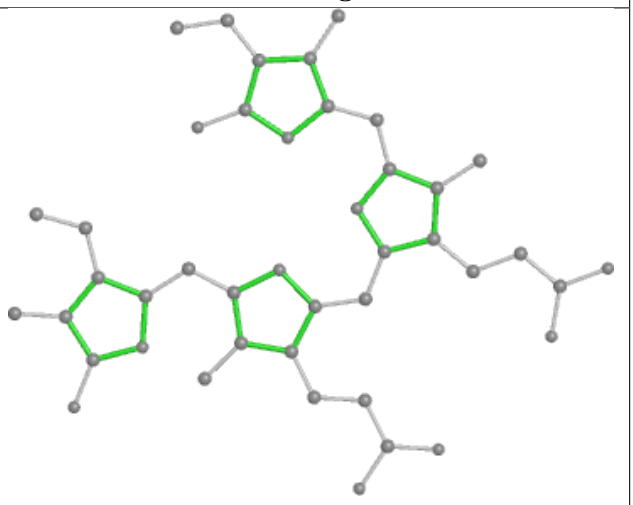

Rings

Ligand PEB ef 201

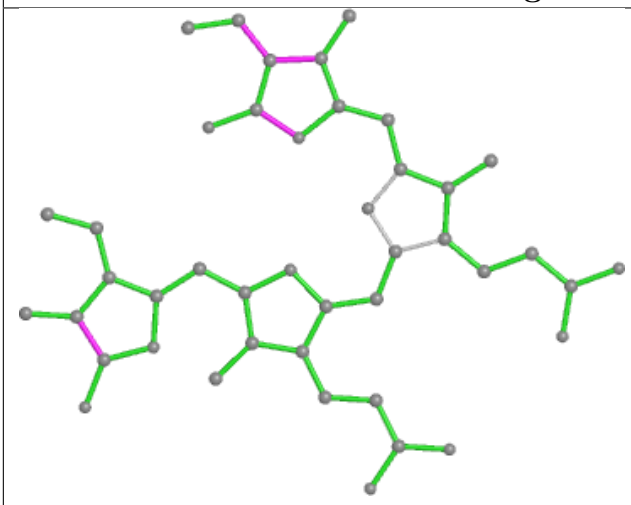

Bond lengths

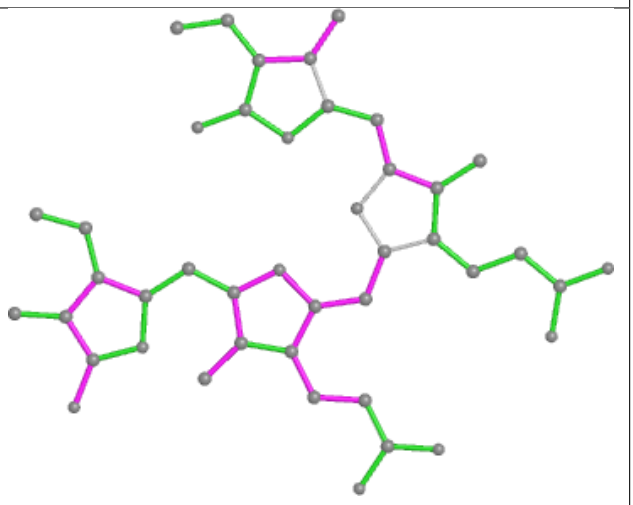

Bond angles

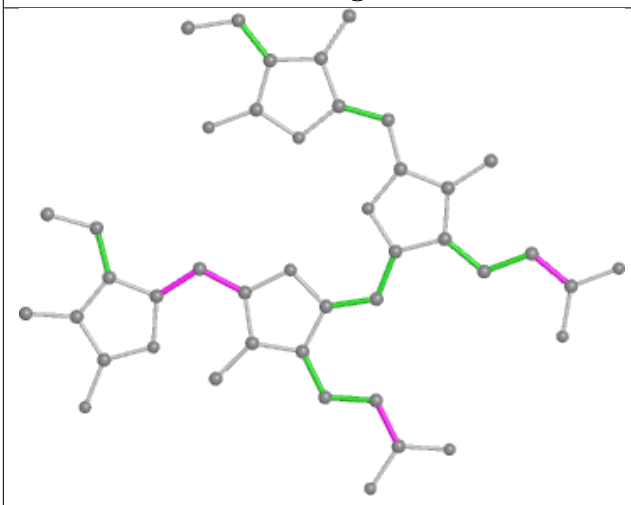

Torsions

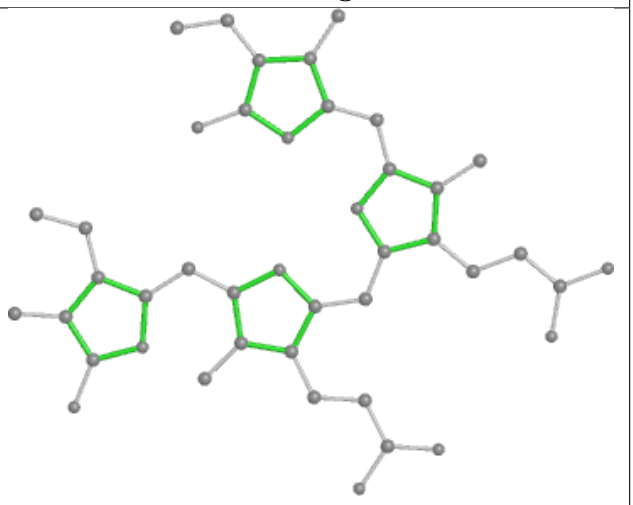

Rings

Ligand PUB fw 203

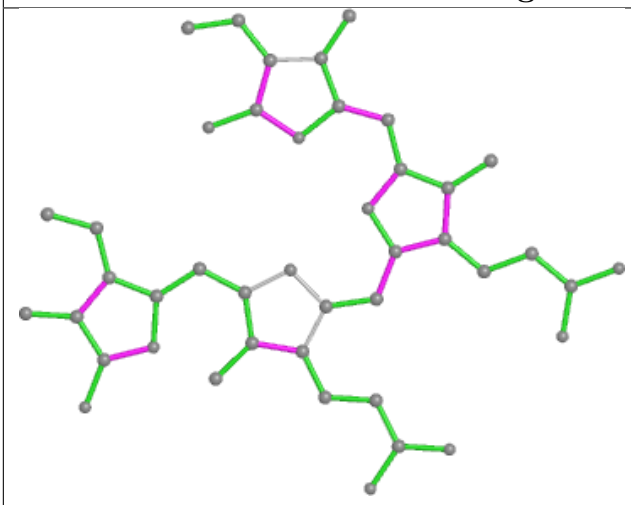

Bond lengths

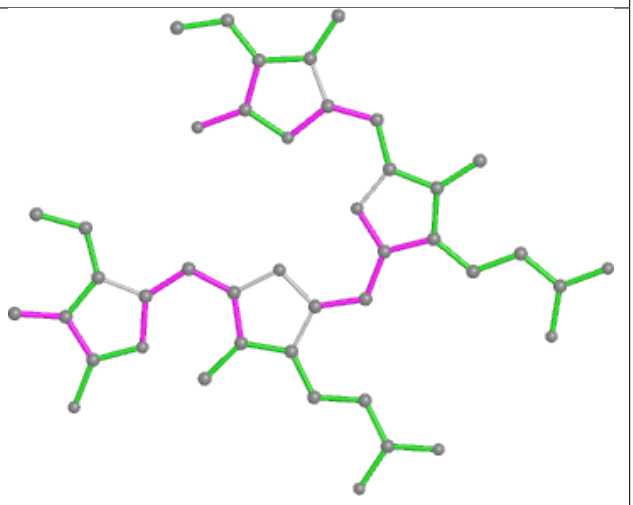

Bond angles

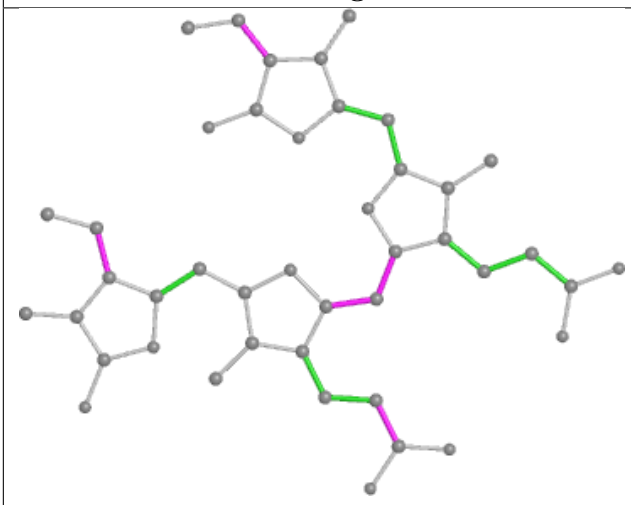

Torsions

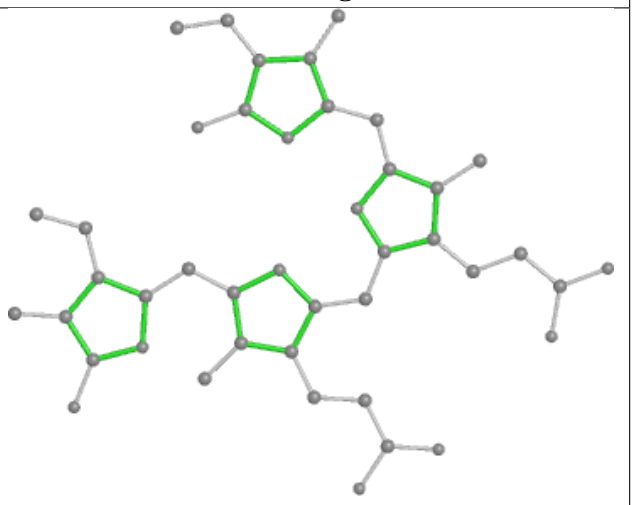

Rings

Ligand PUB hZ 404

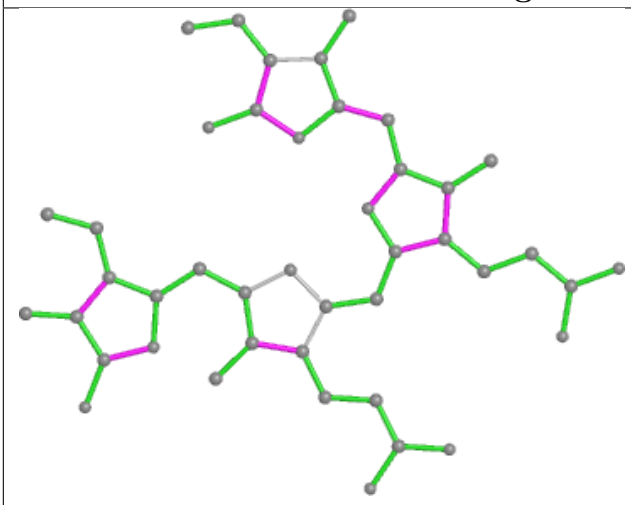

Bond lengths

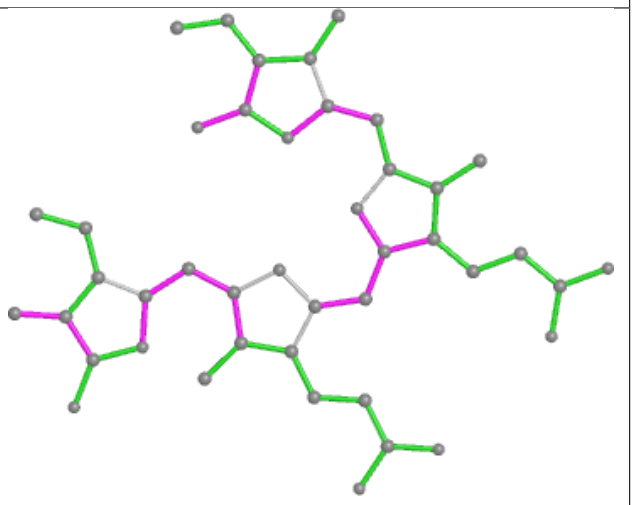

Bond angles

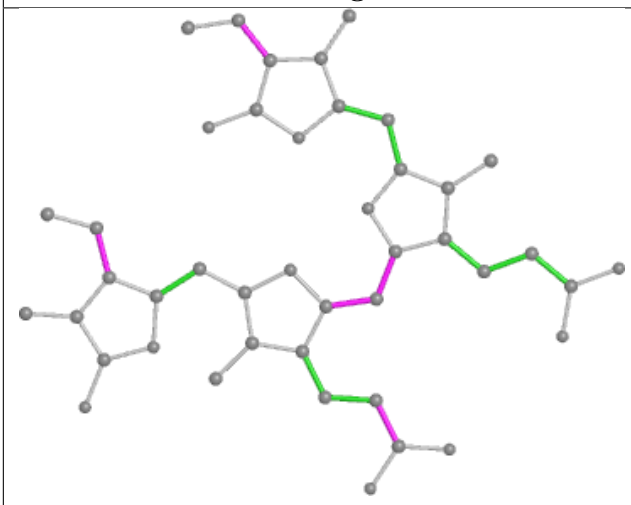

Torsions

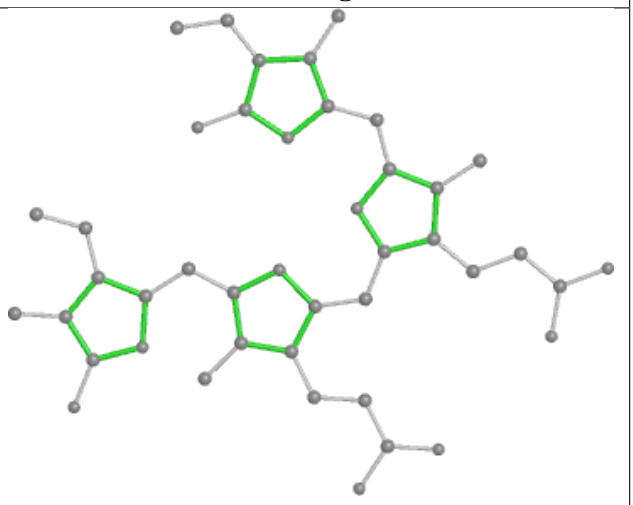

Rings

Ligand PEB eM 1002

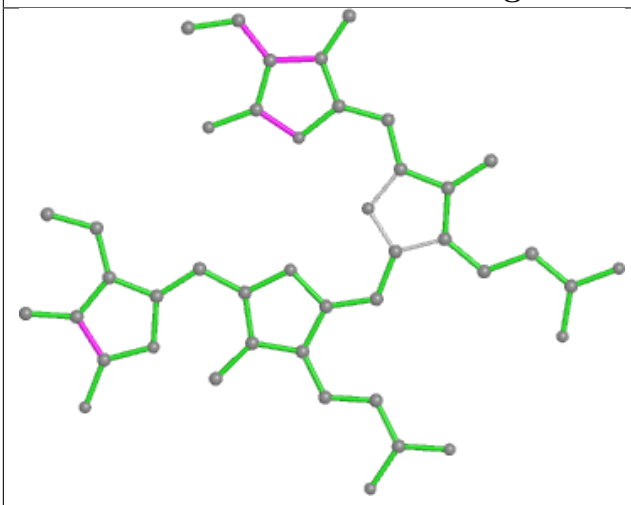

Bond lengths

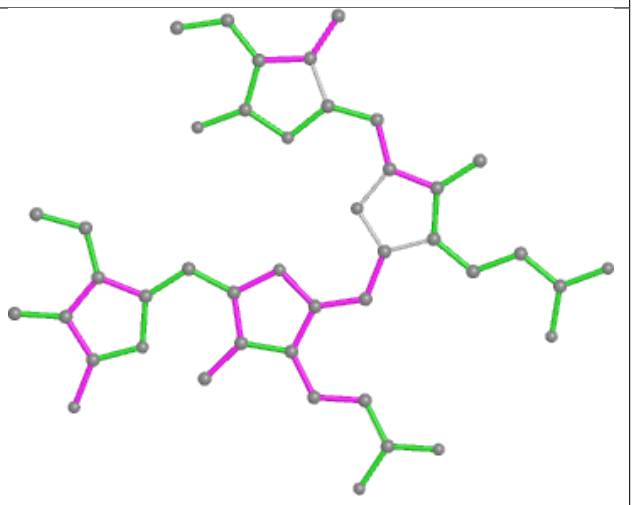

Bond angles

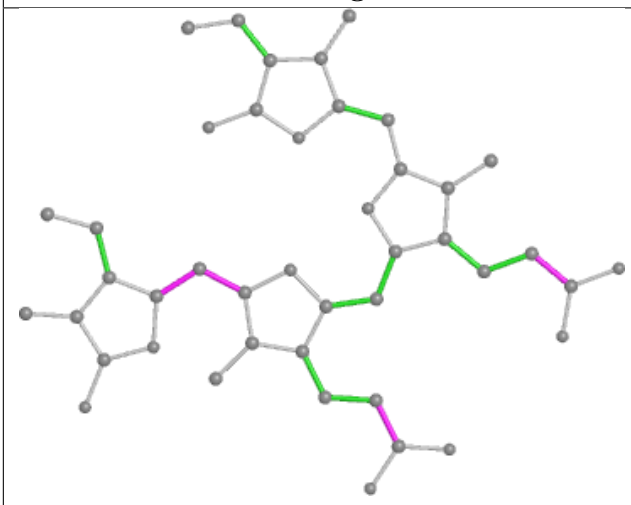

Torsions

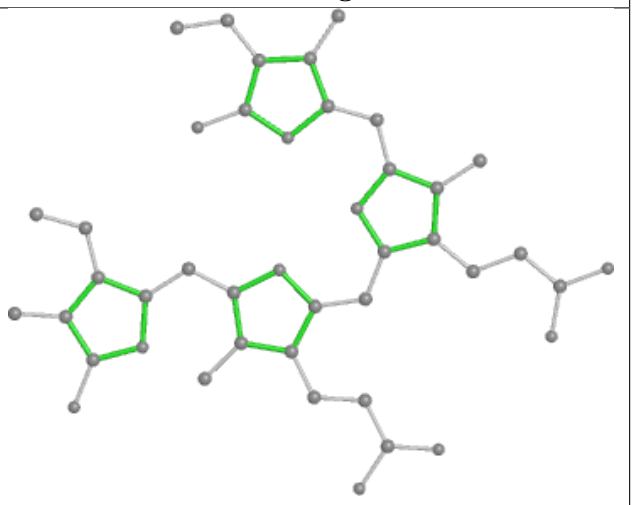

Rings

Ligand PEB fw 201

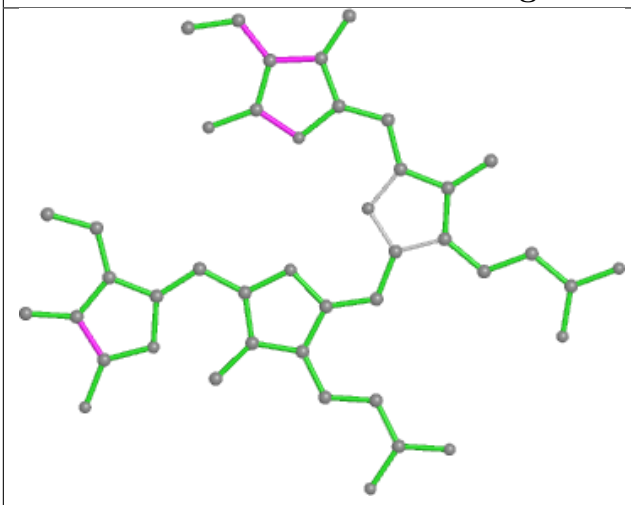

Bond lengths

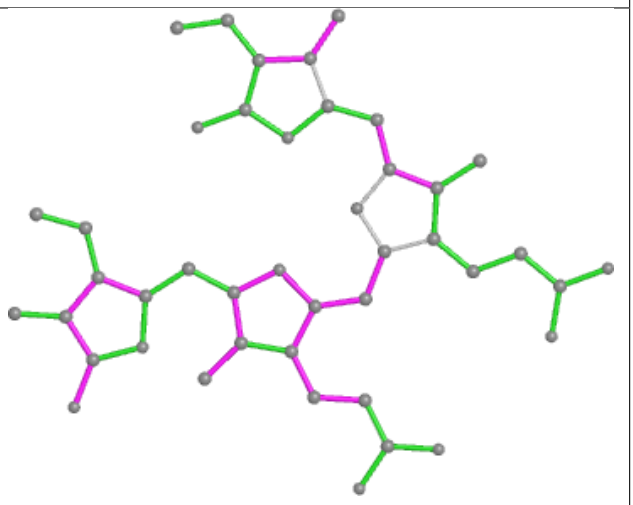

Bond angles

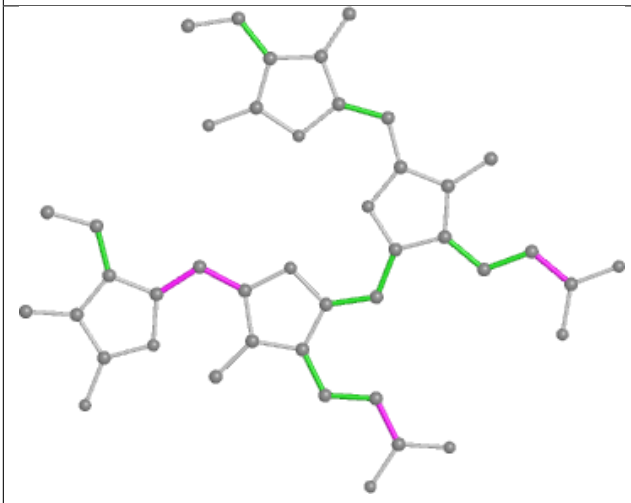

Torsions

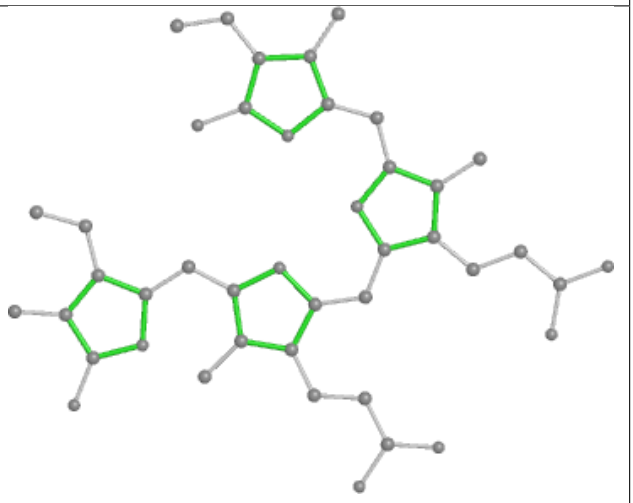

Rings

Ligand PUB bn 202

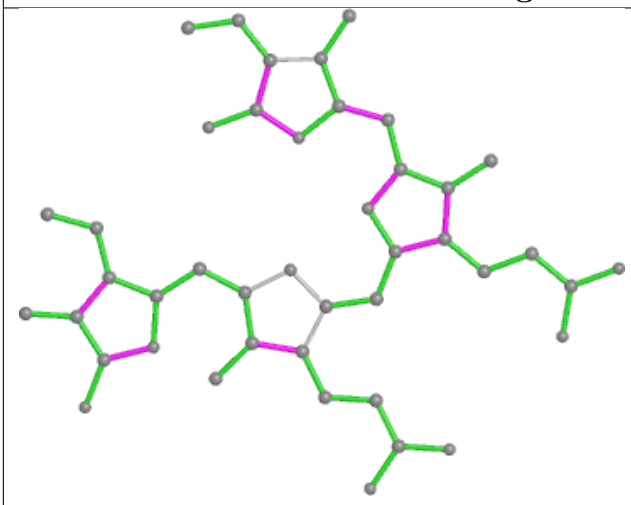

Bond lengths

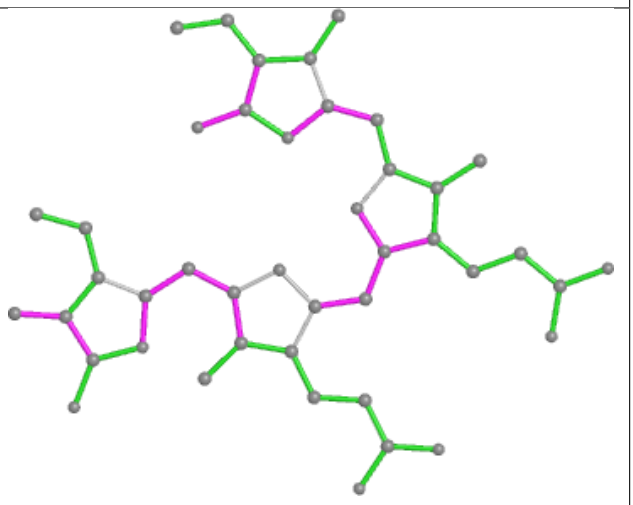

Bond angles

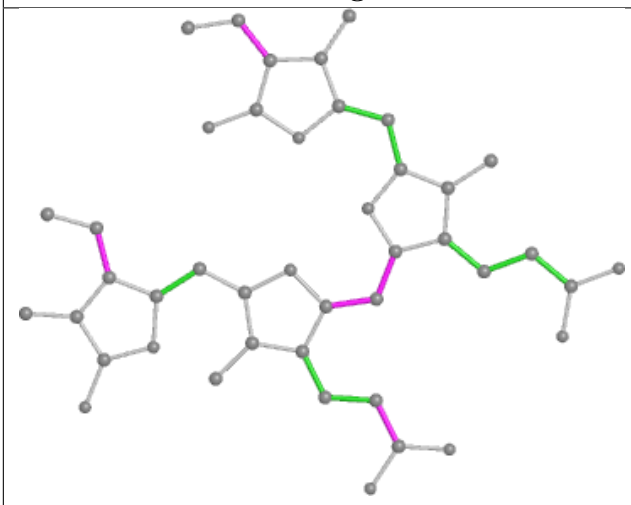

Torsions

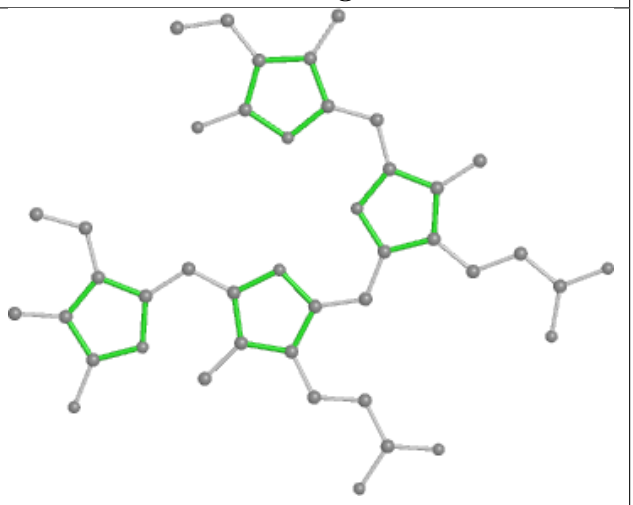

Rings

Ligand PEB hO 201

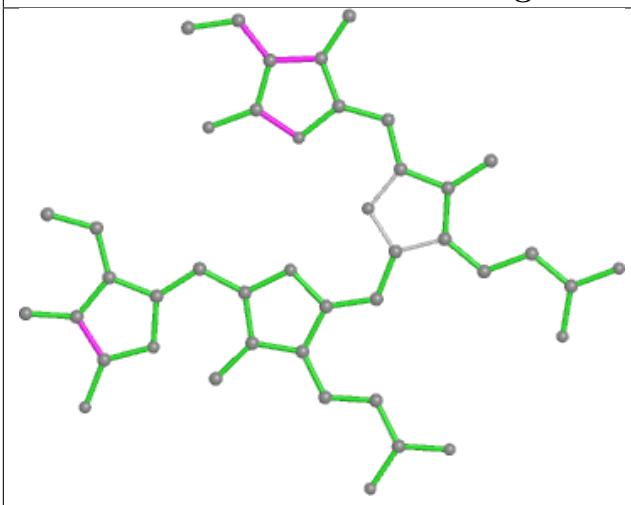

Bond lengths

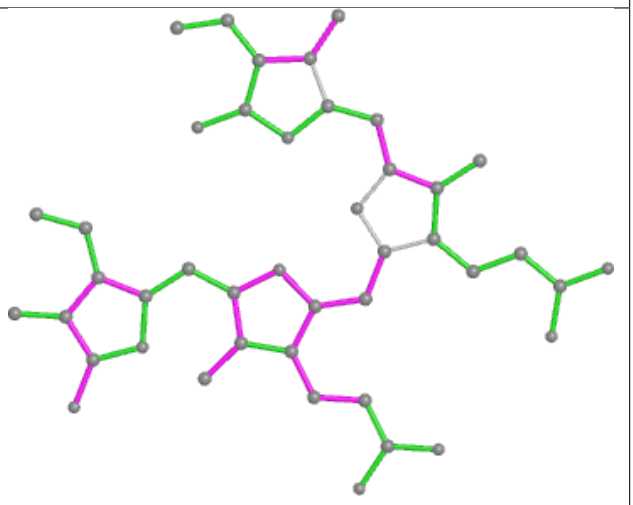

Bond angles

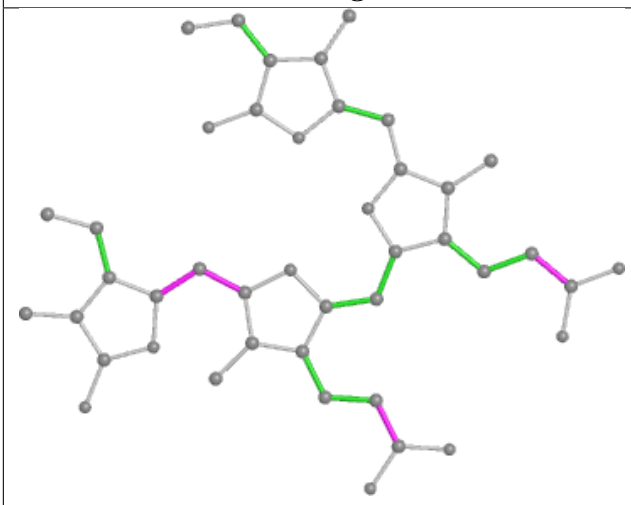

Torsions

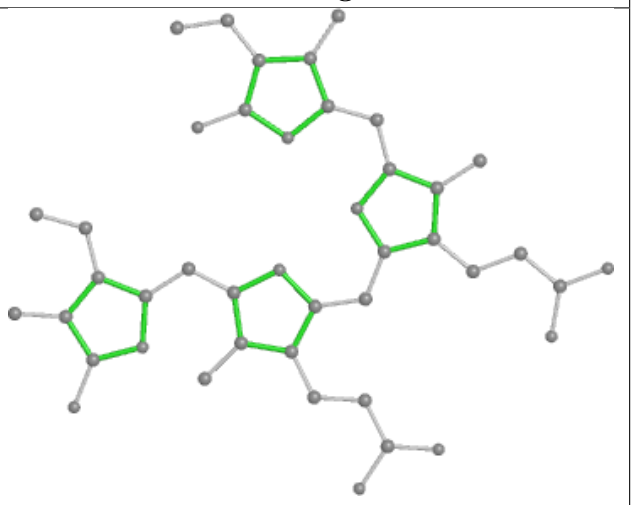

Rings

Ligand PUB fy 202

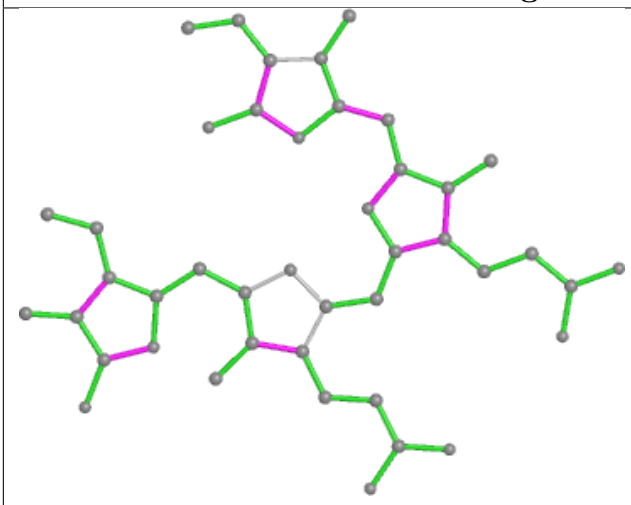

Bond lengths

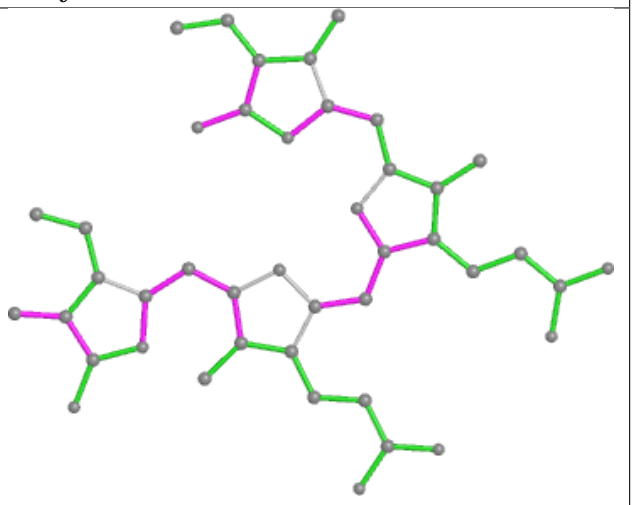

Bond angles

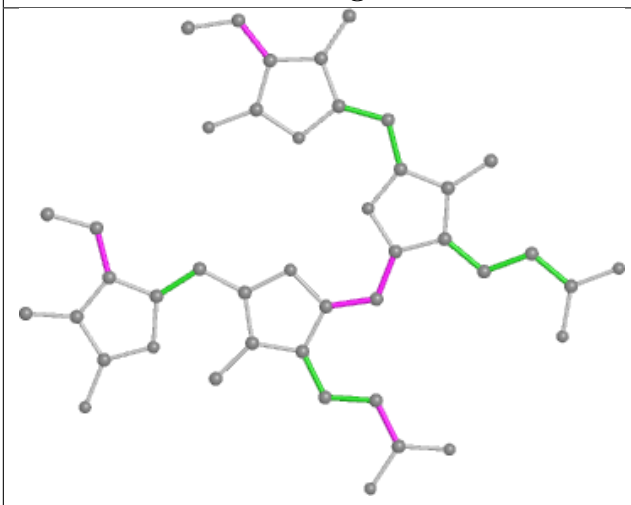

Torsions

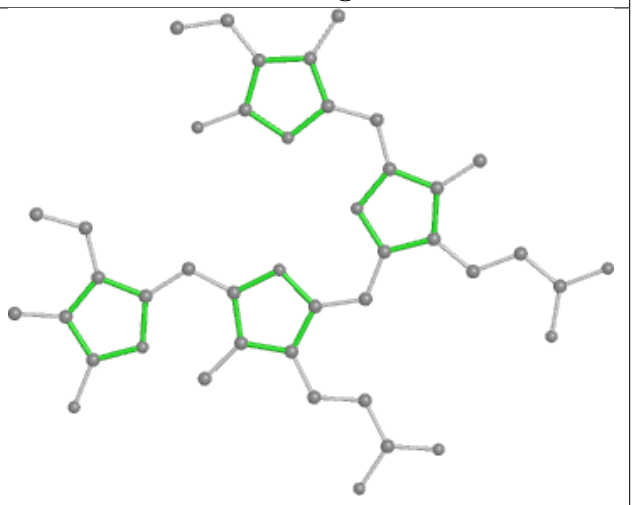

Rings

Ligand PEB eQ 201

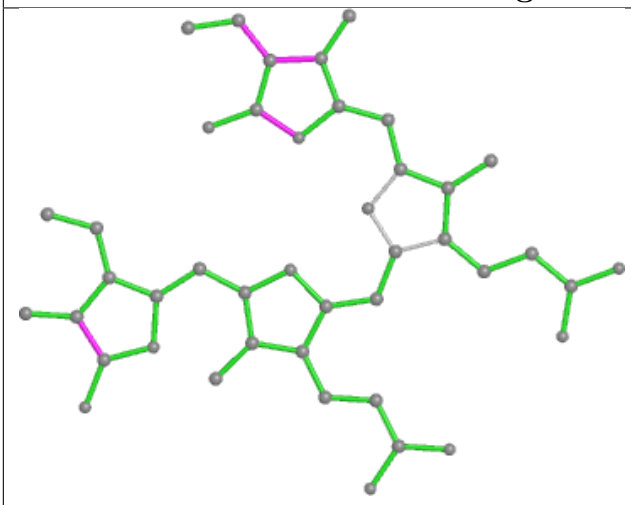

Bond lengths

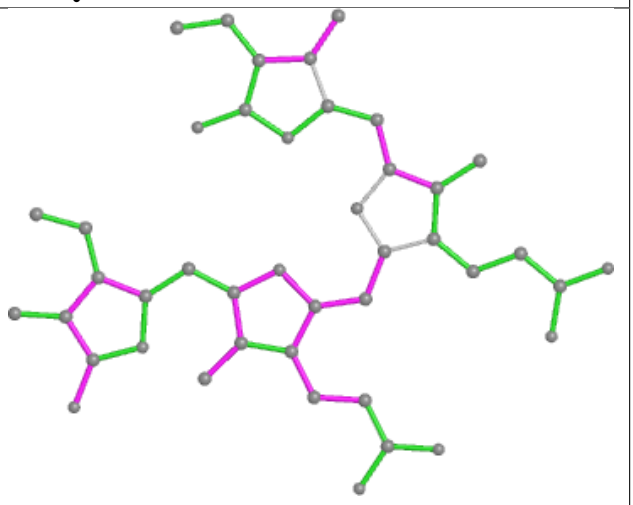

Bond angles

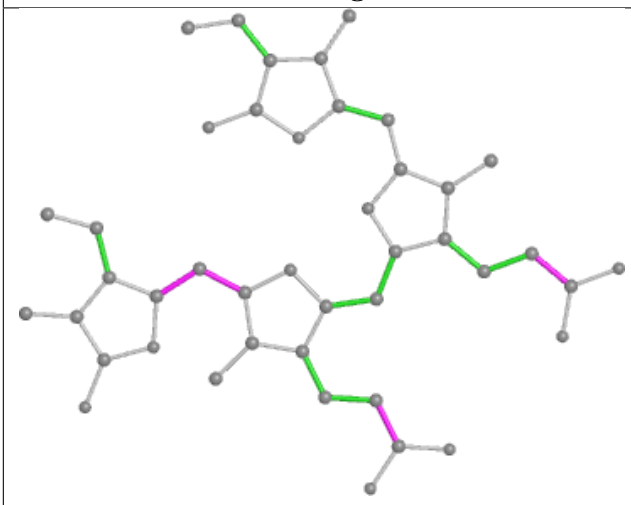

Torsions

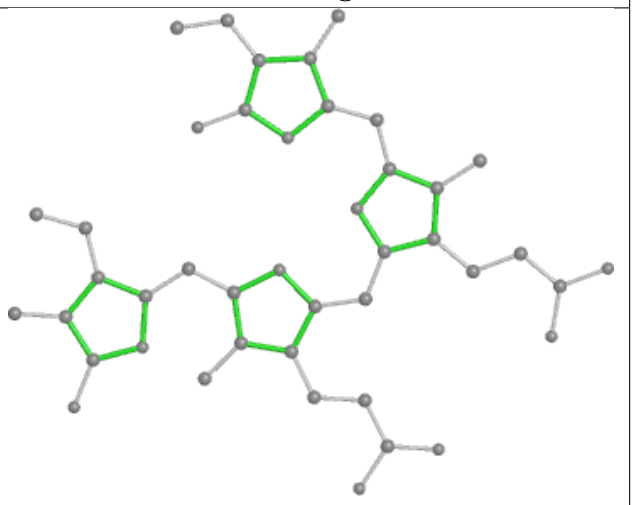

Rings

Ligand PEB t8 201

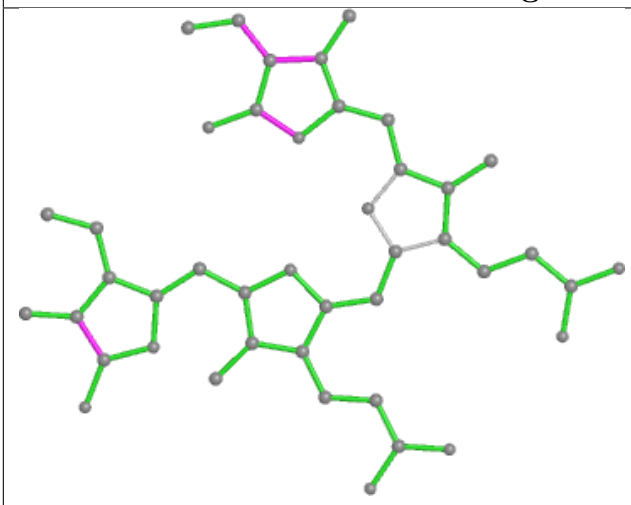

Bond lengths

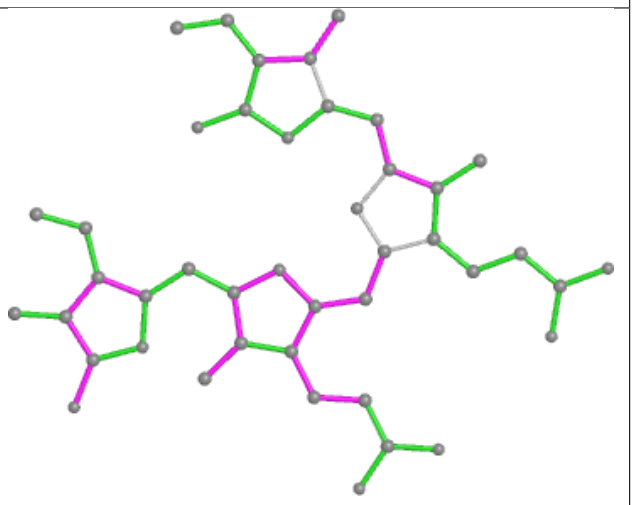

Bond angles

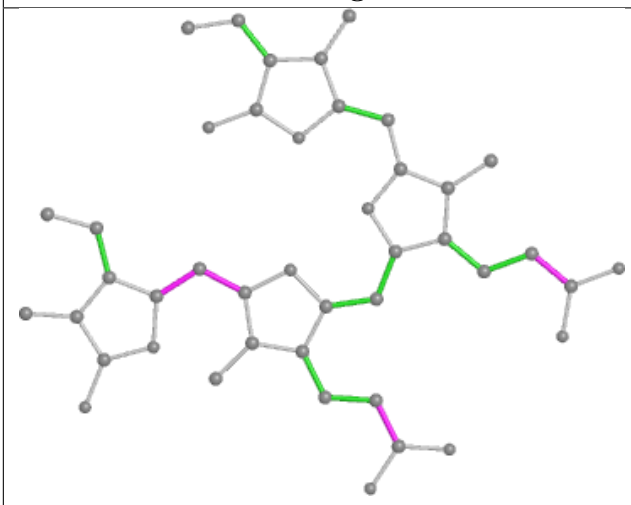

Torsions

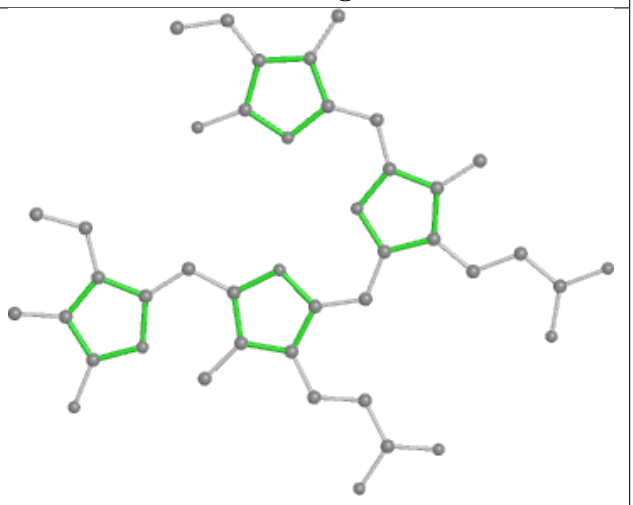

Rings

Ligand PUB kT 1003

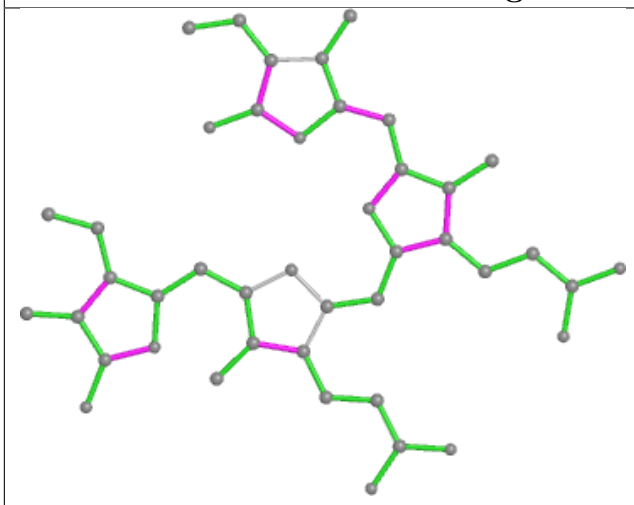

Bond lengths

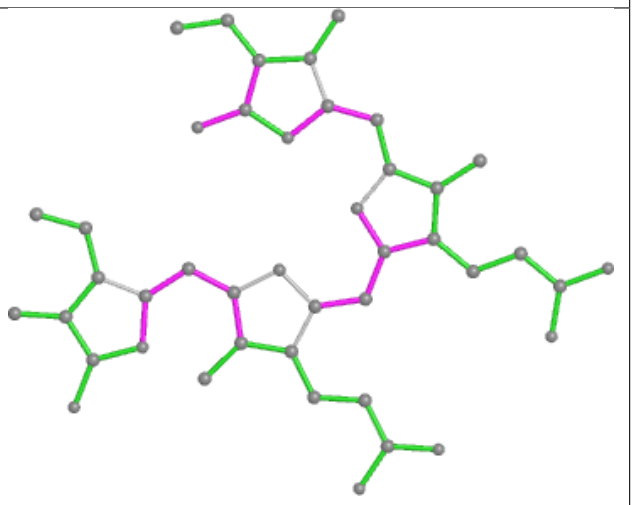

Bond angles

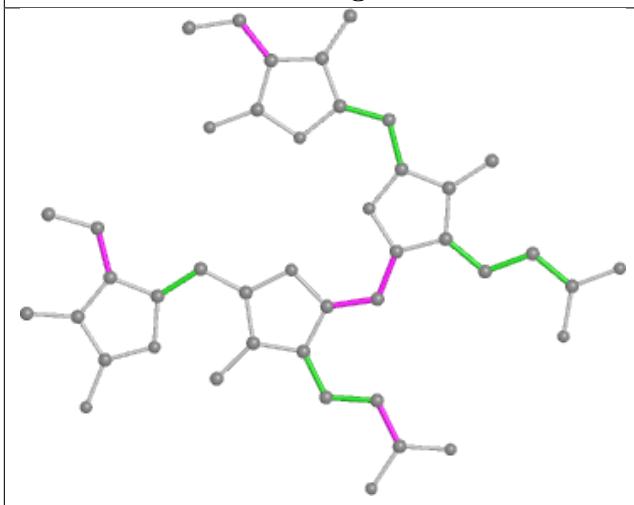

Torsions

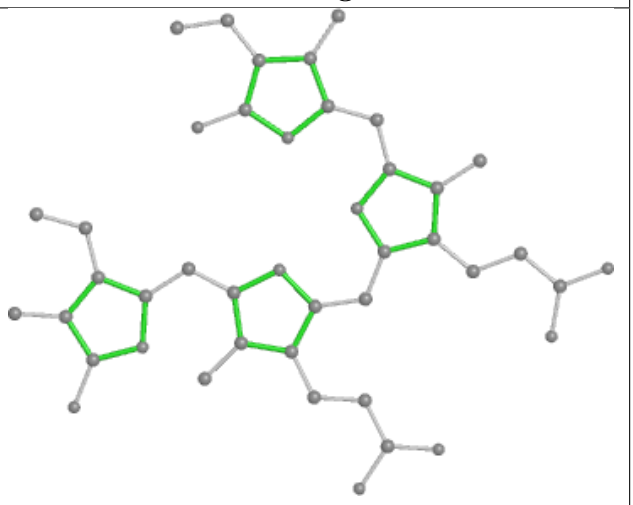

Rings

Ligand PEB eu 201

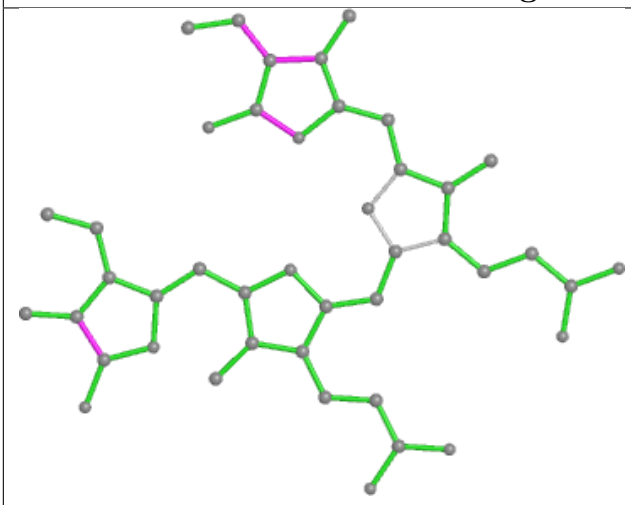

Bond lengths

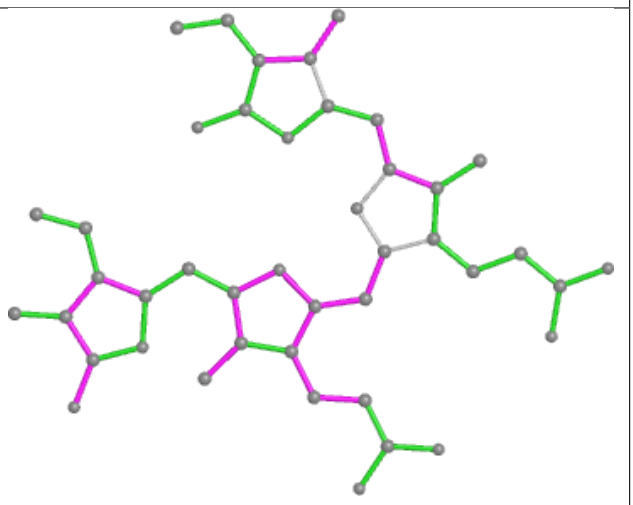

Bond angles

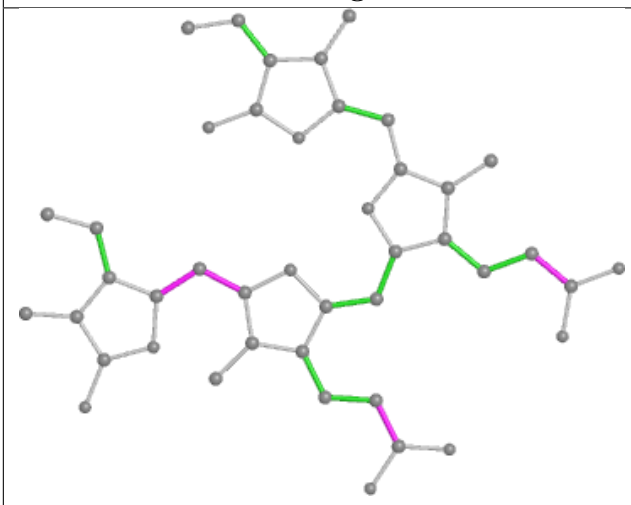

Torsions

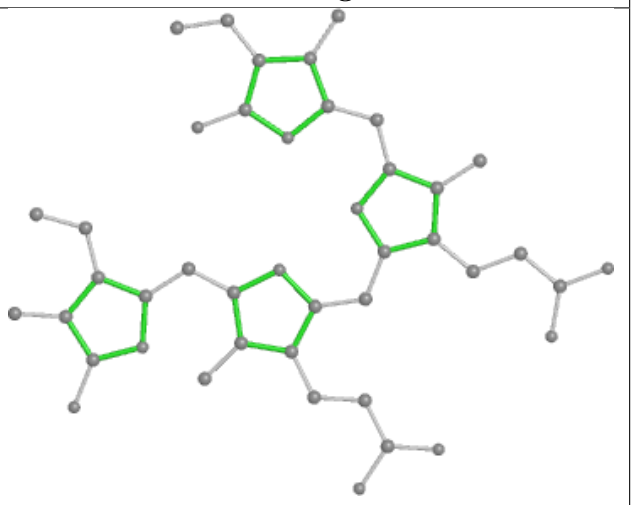

Rings

Ligand PEB Z9 1001

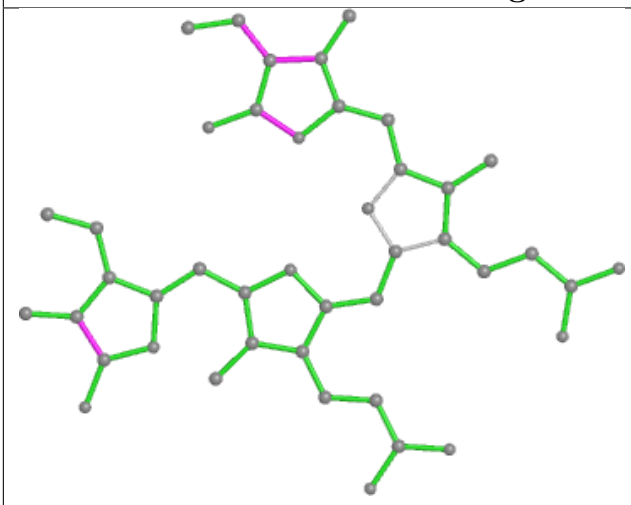

Bond lengths

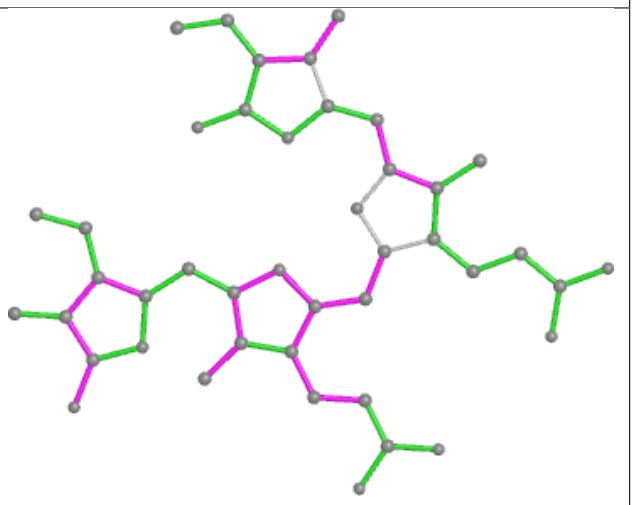

Bond angles

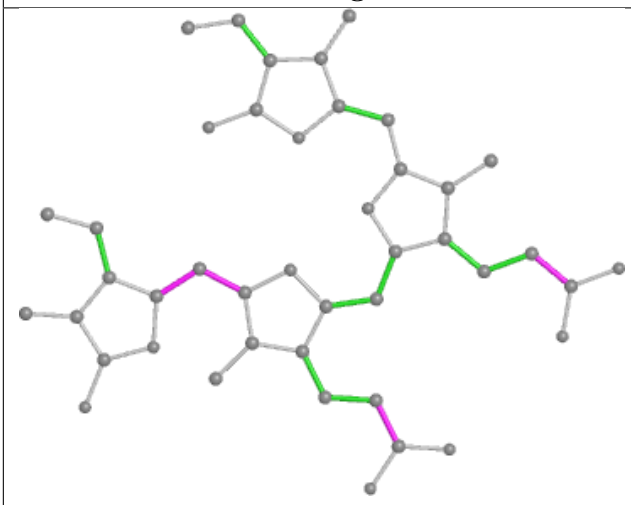

Torsions

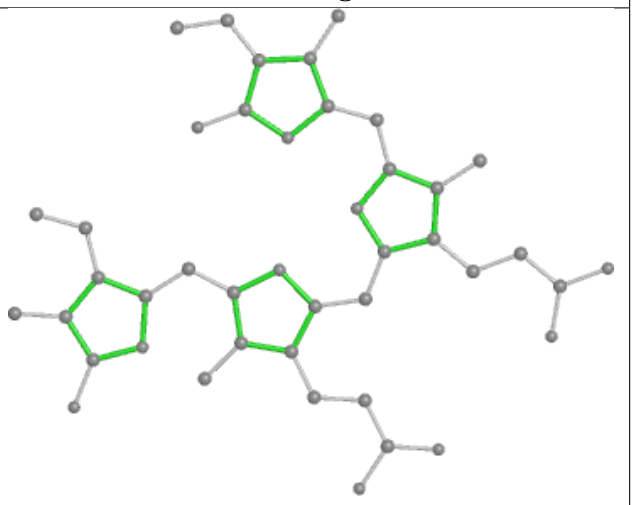

Rings

Ligand PUB hL 203

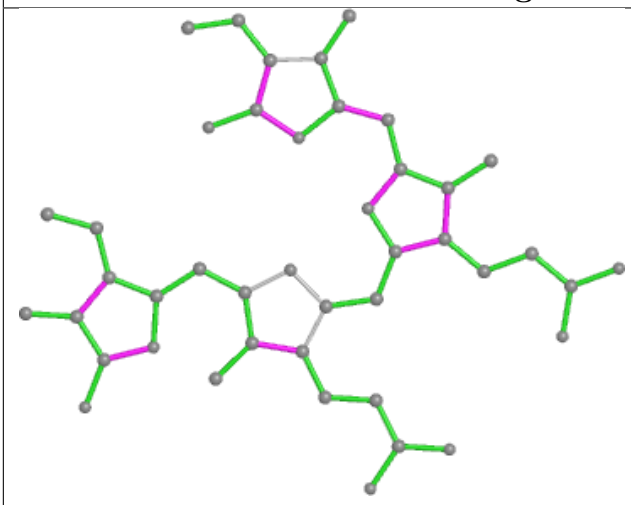

Bond lengths

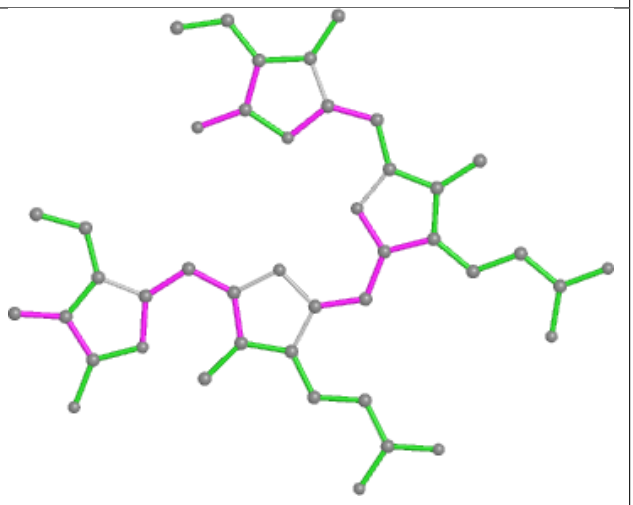

Bond angles

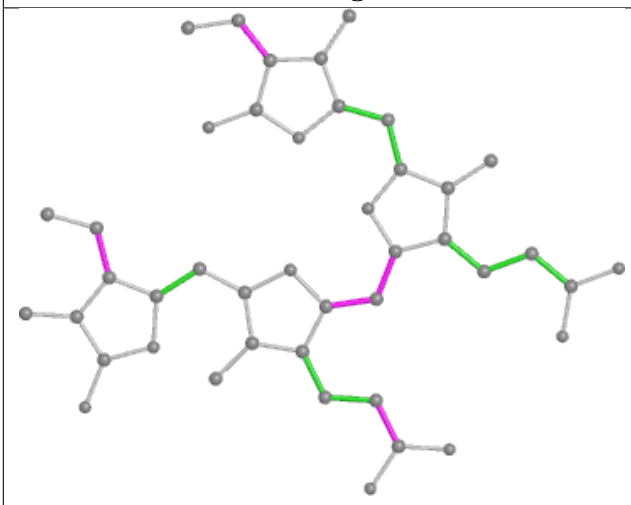

Torsions

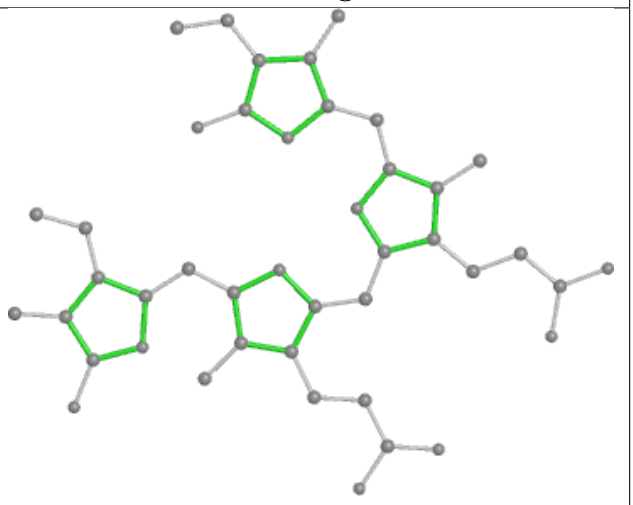

Rings

Ligand PEB cR 201

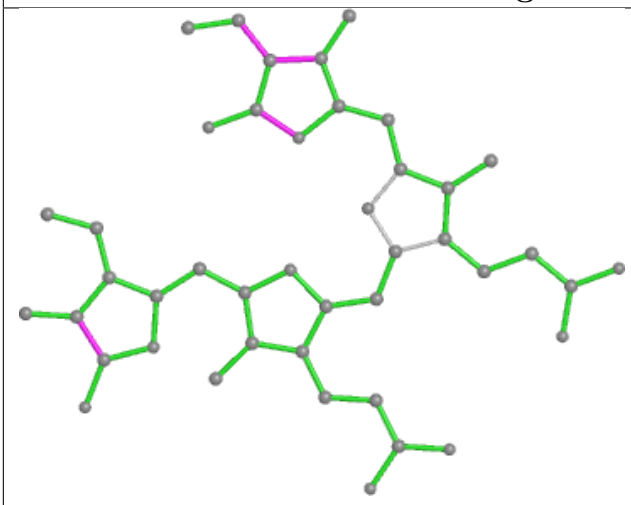

Bond lengths

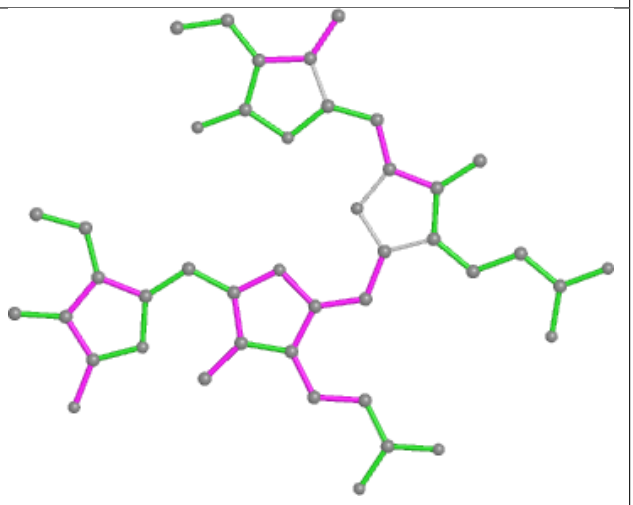

Bond angles

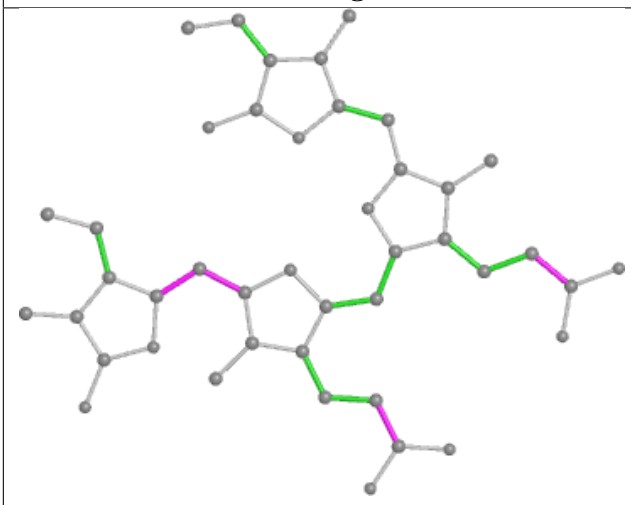

Torsions

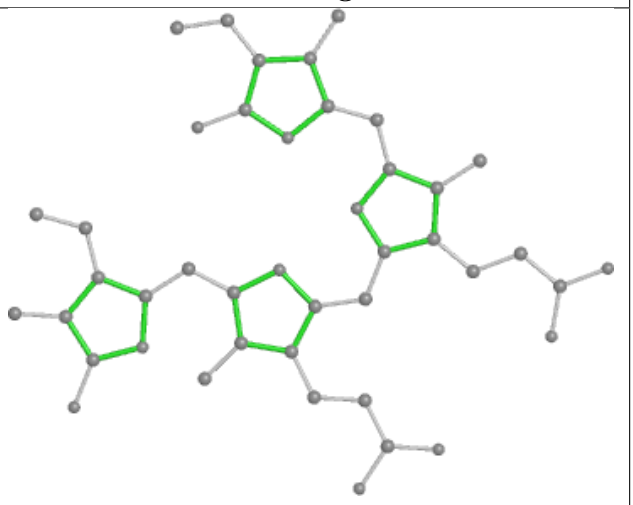

Rings

Ligand PEB y7 201

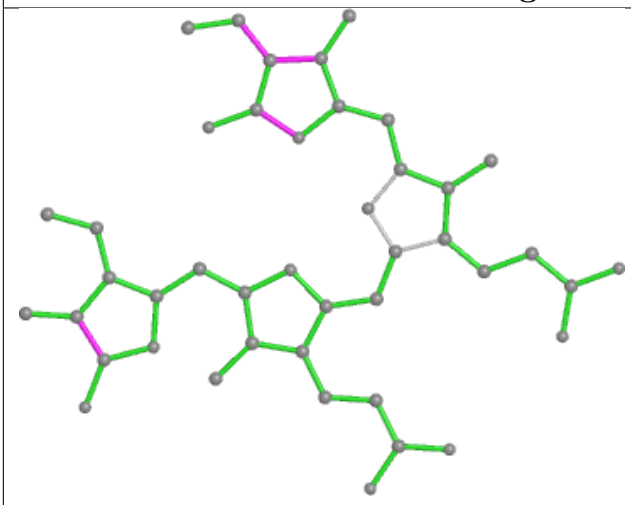

Bond lengths

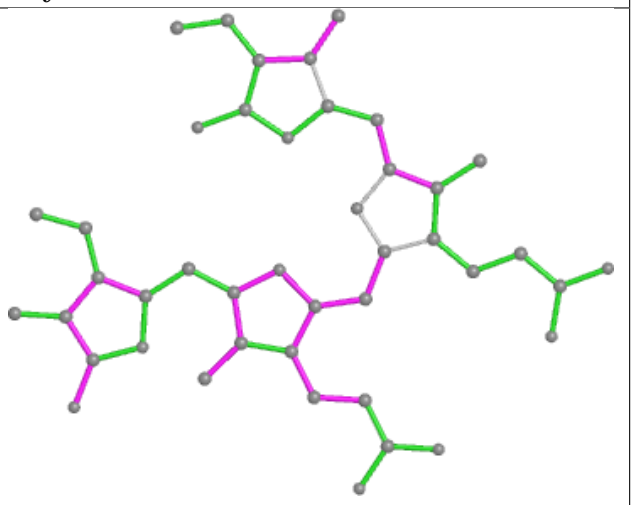

Bond angles

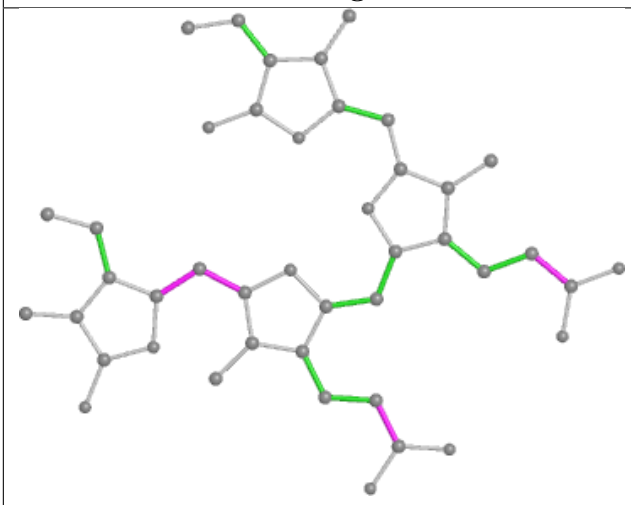

Torsions

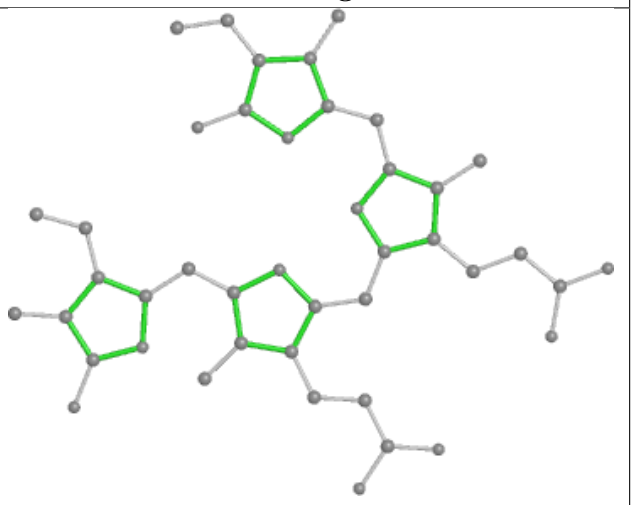

Rings

Ligand PUB U8 1005

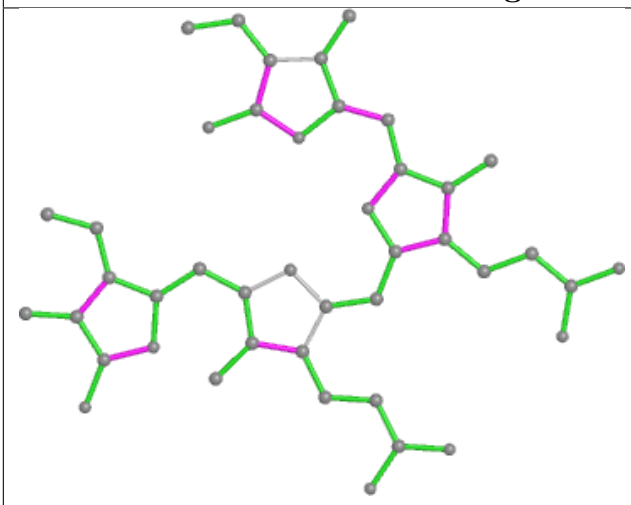

Bond lengths

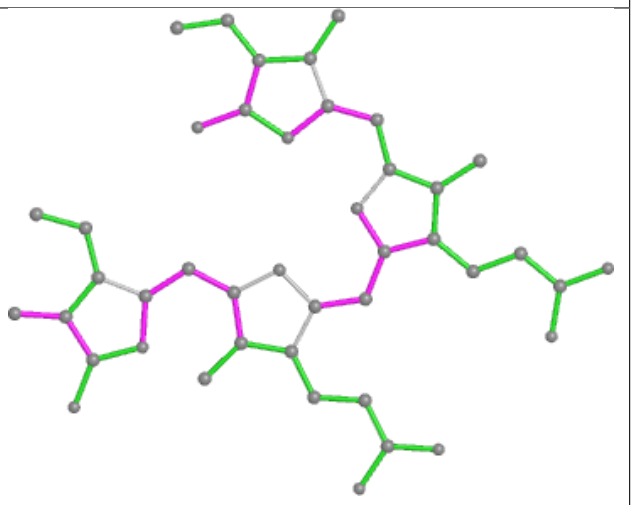

Bond angles

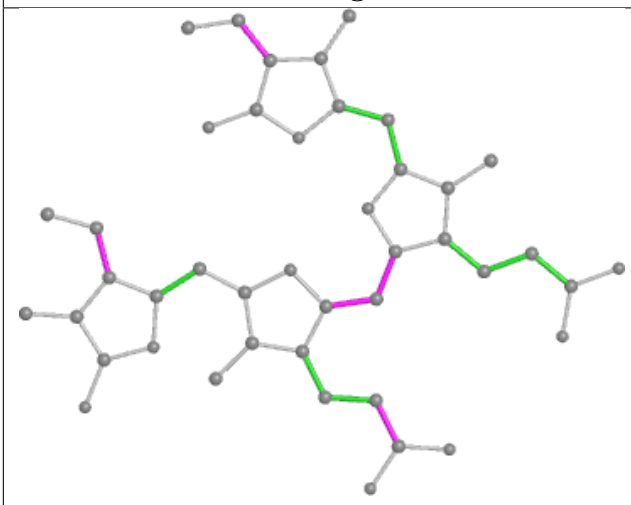

Torsions

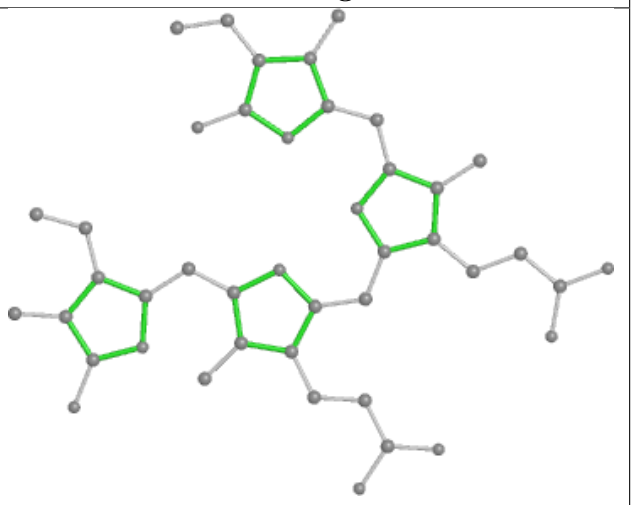

Rings

Ligand PEB n2 202

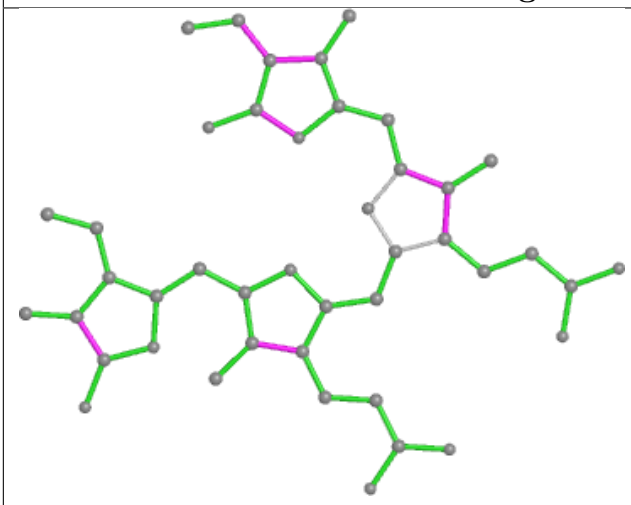

Bond lengths

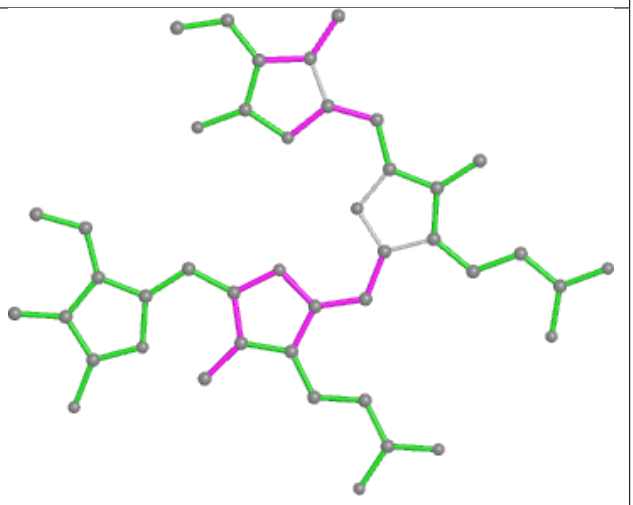

Bond angles

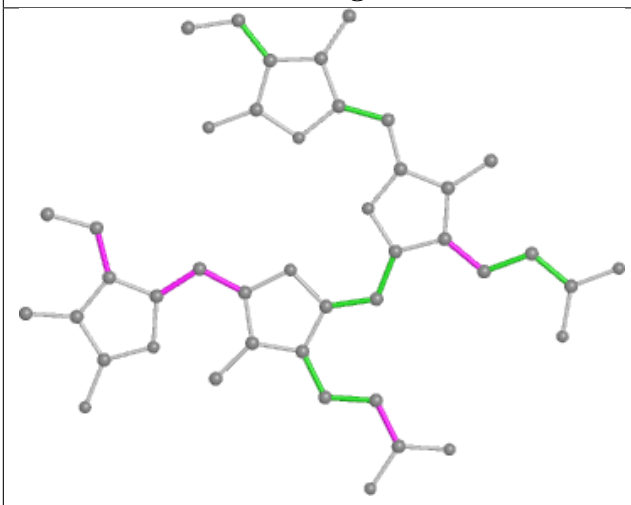

Torsions

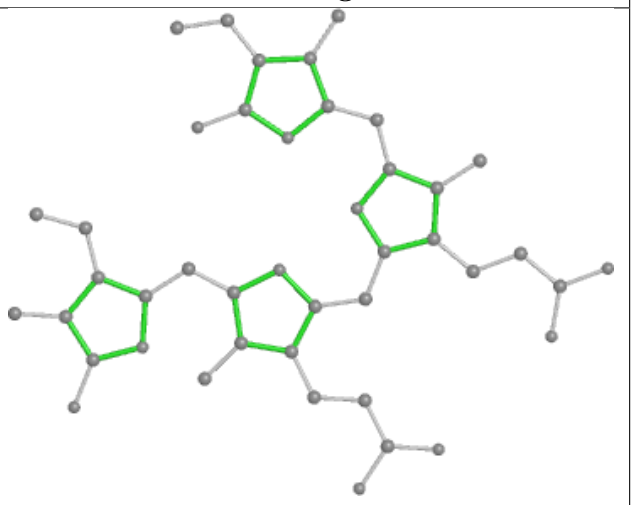

Rings

Ligand PEB cV 203

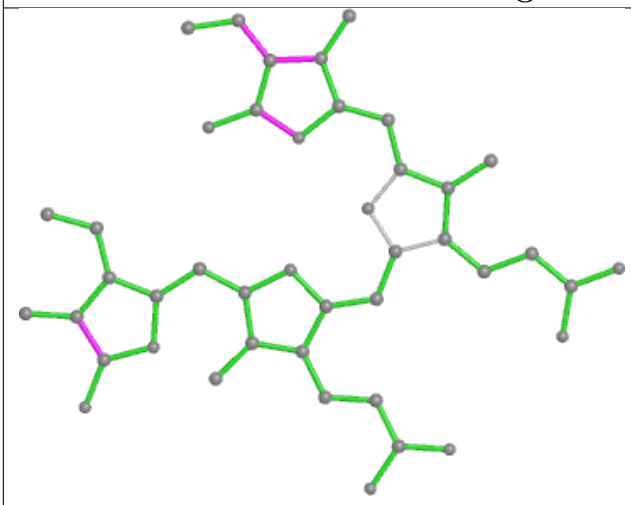

Bond lengths

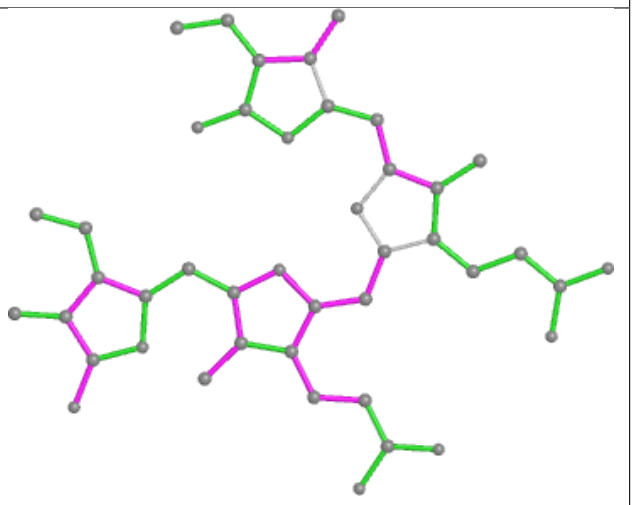

Bond angles

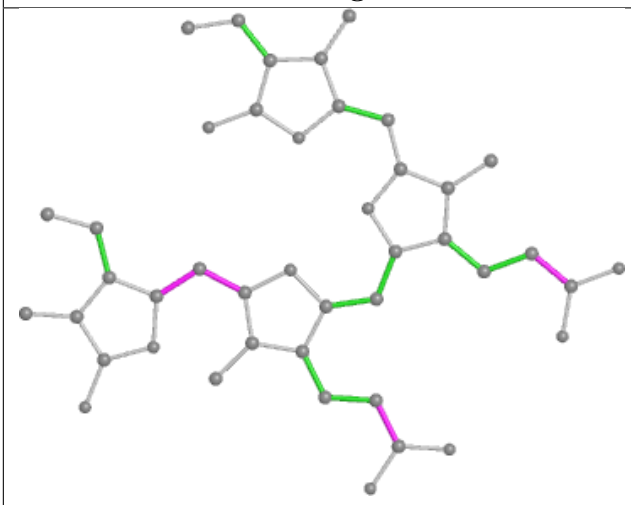

Torsions

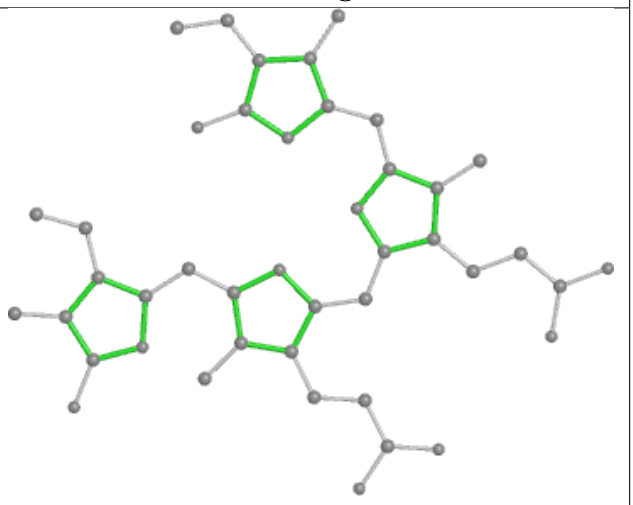

Rings

Ligand PEB D3 201

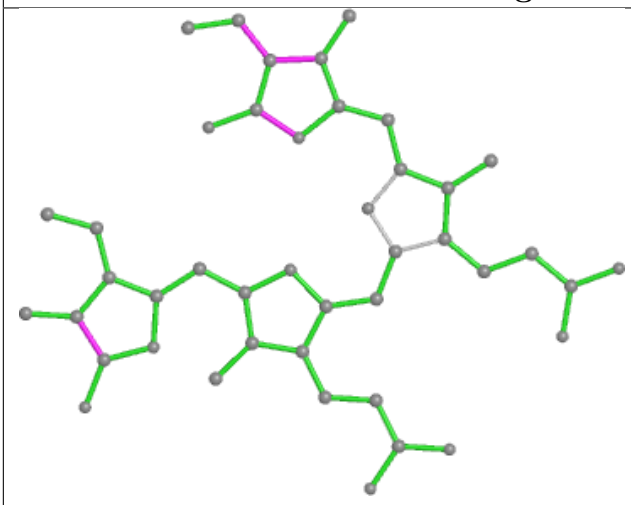

Bond lengths

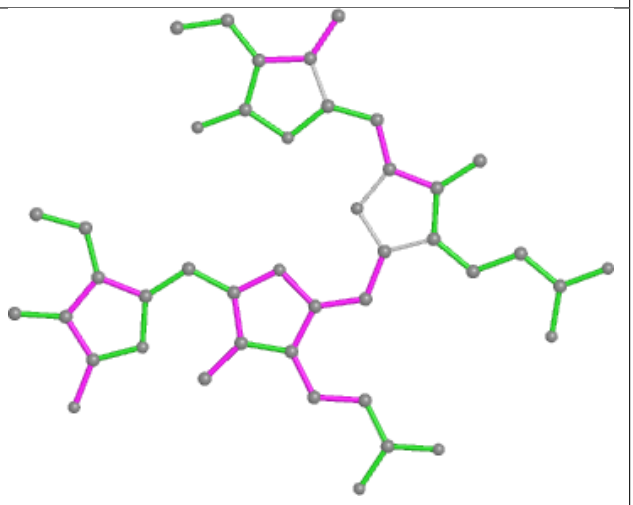

Bond angles

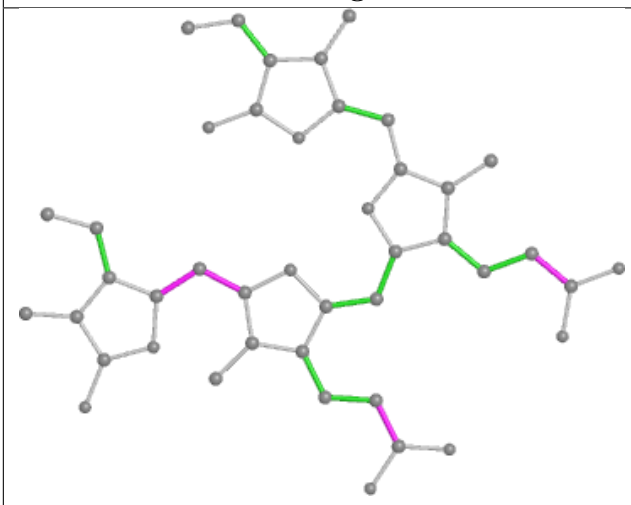

Torsions

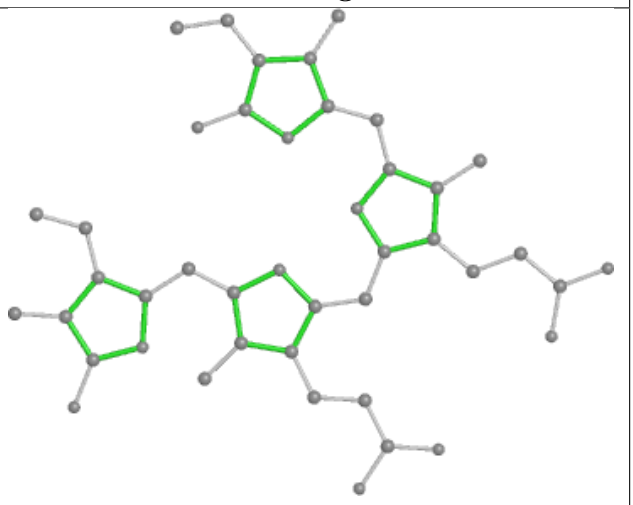

Rings

Ligand PEB er 202

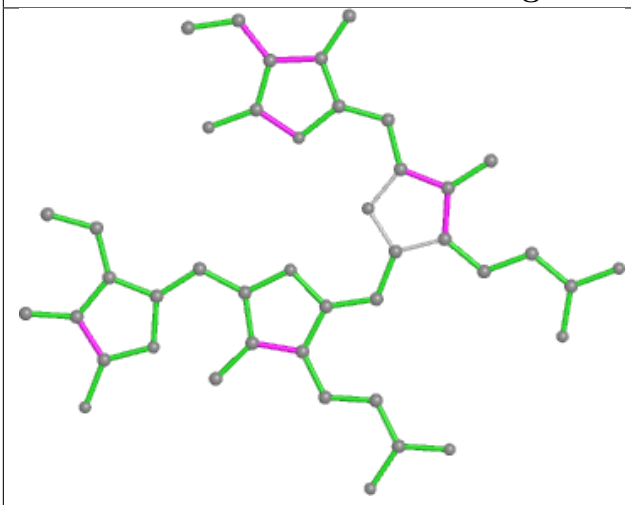

Bond lengths

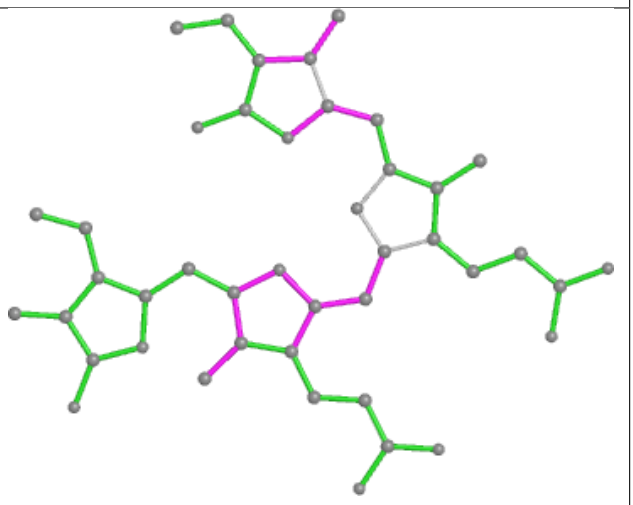

Bond angles

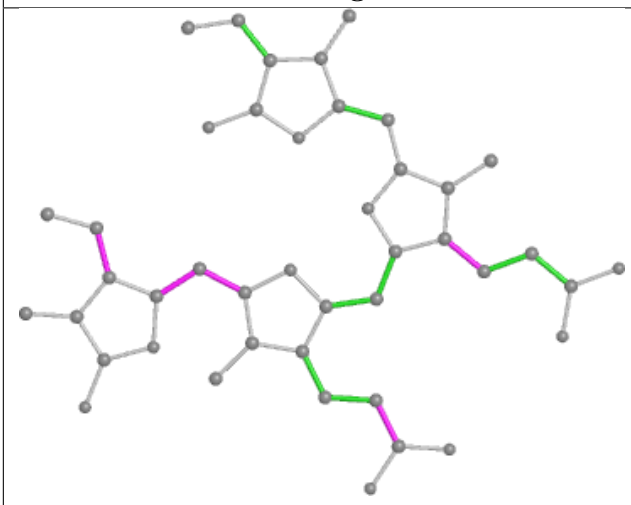

Torsions

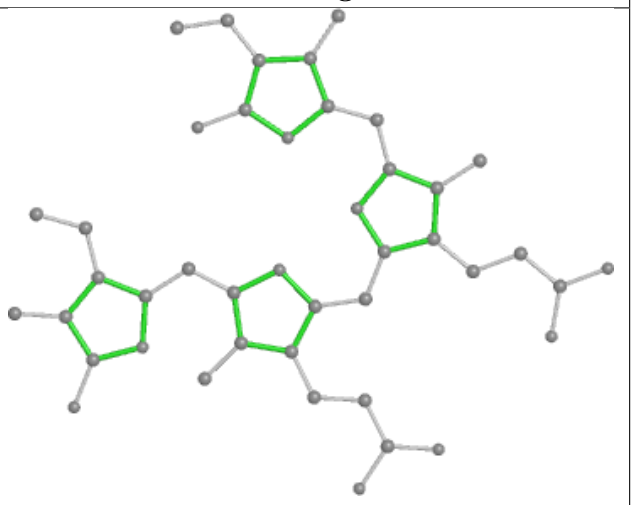

Rings

Ligand PEB A5 202

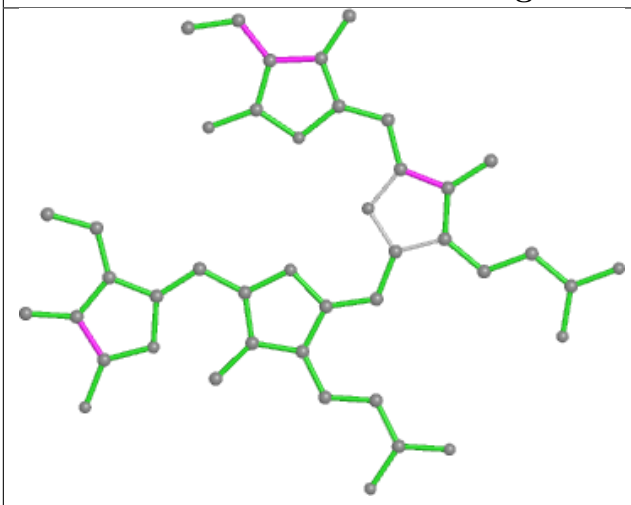

Bond lengths

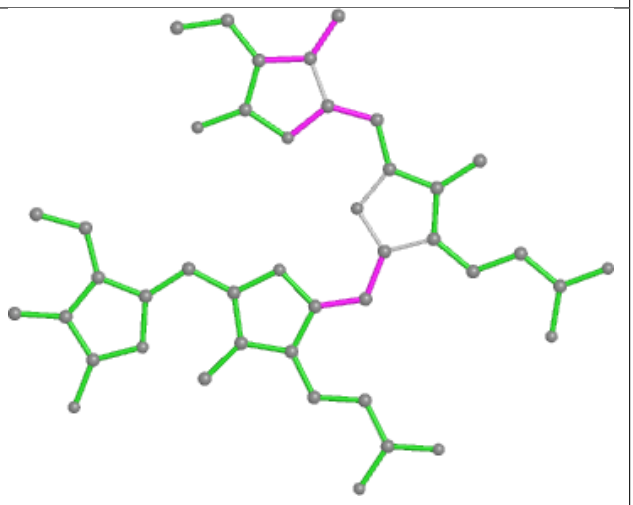

Bond angles

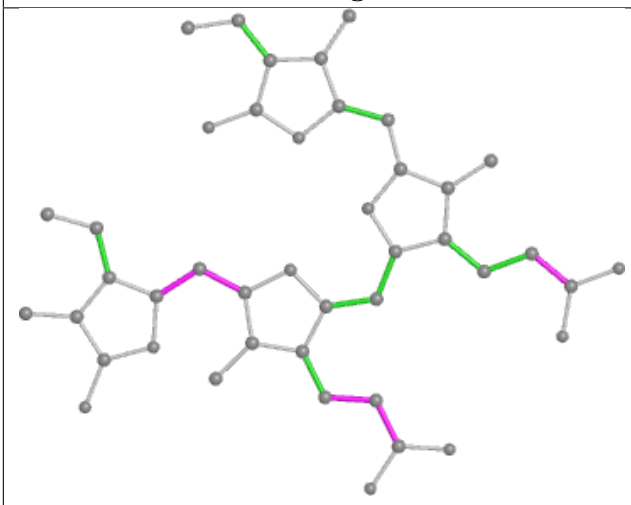

Torsions

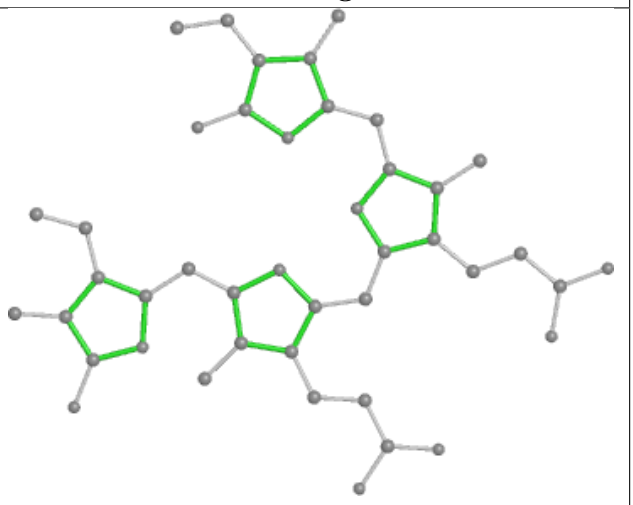

Rings

Ligand PEB p9 201

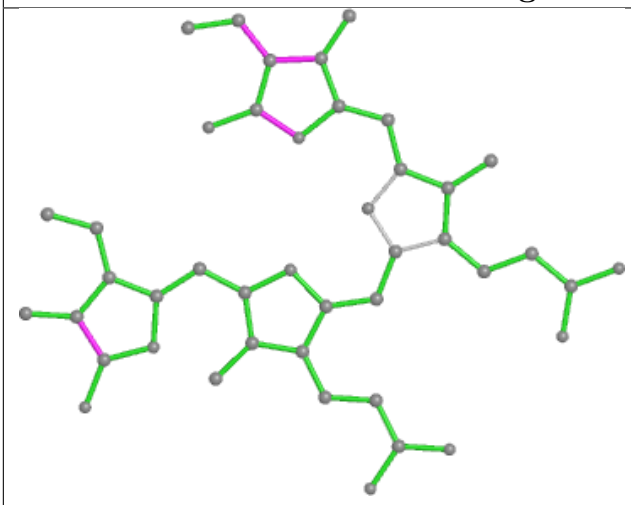

Bond lengths

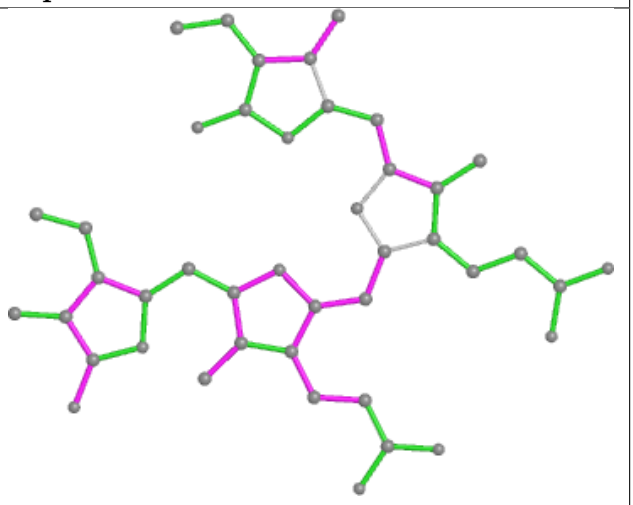

Bond angles

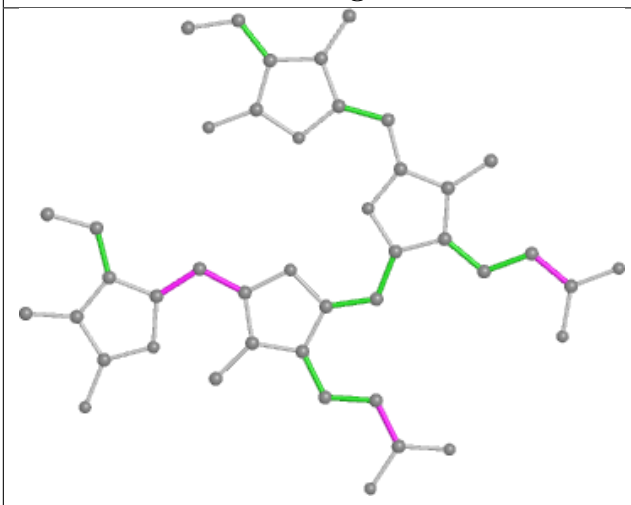

Torsions

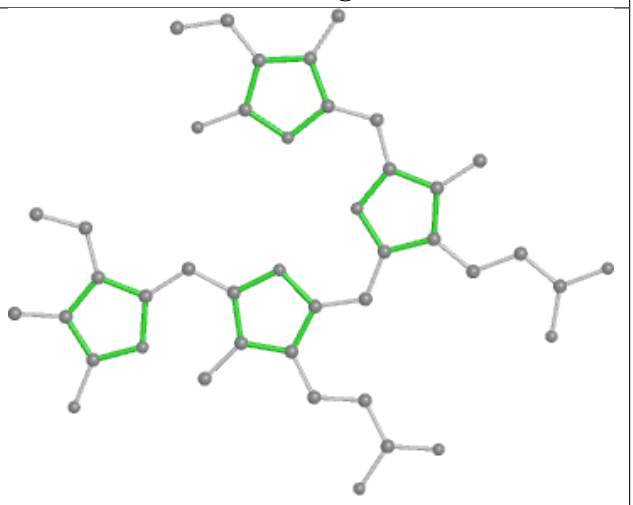

Rings

Ligand PUB eY 405

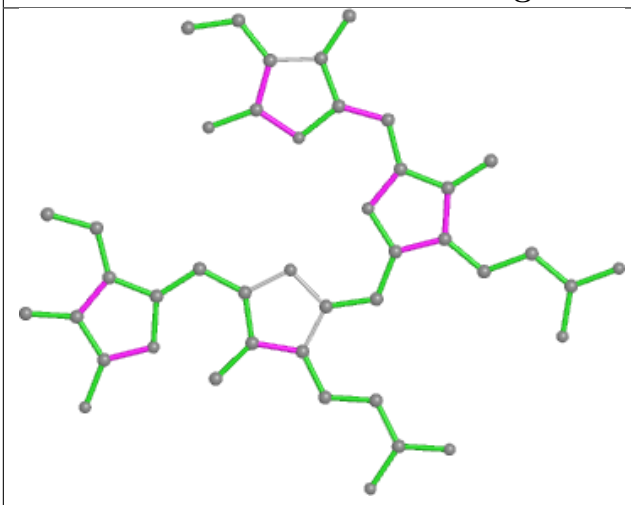

Bond lengths

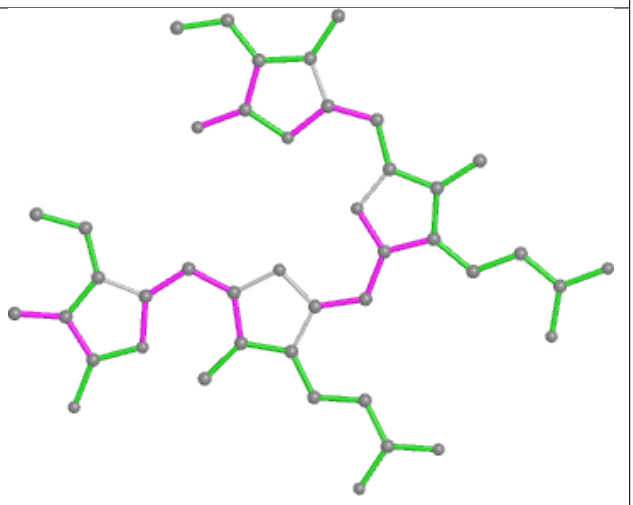

Bond angles

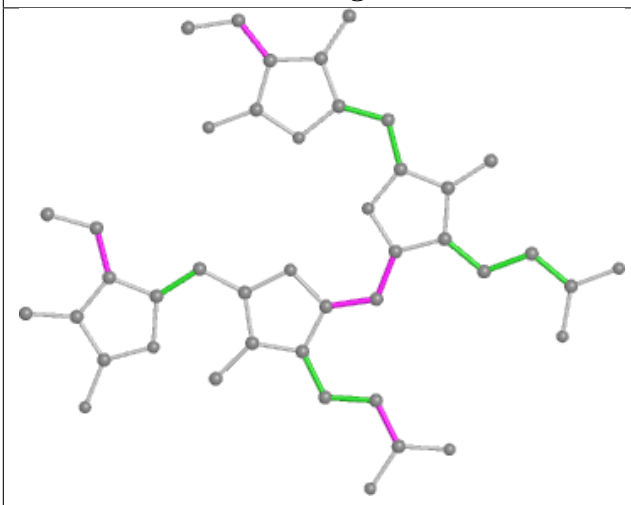

Torsions

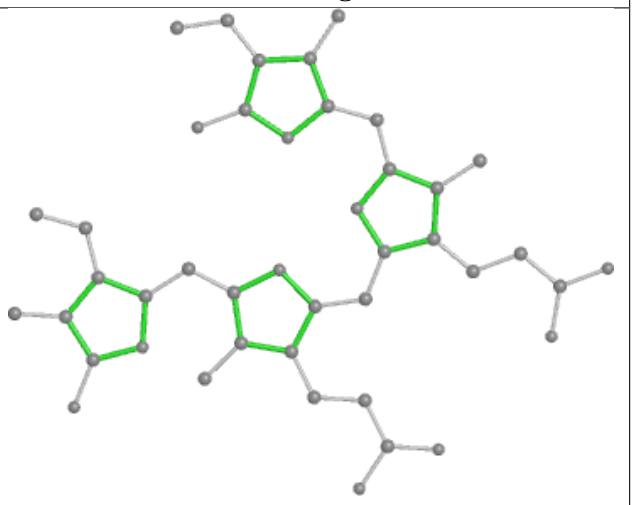

Rings

Ligand PEB D5 201

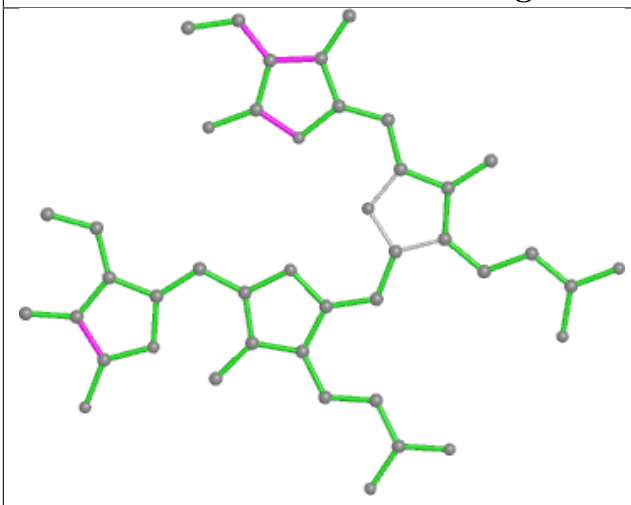

Bond lengths

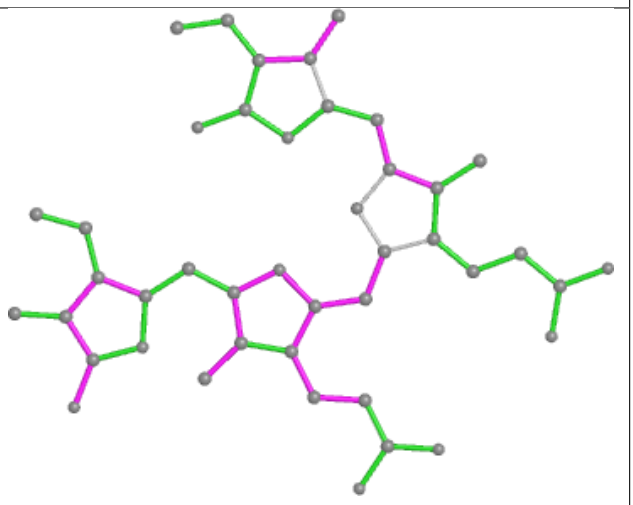

Bond angles

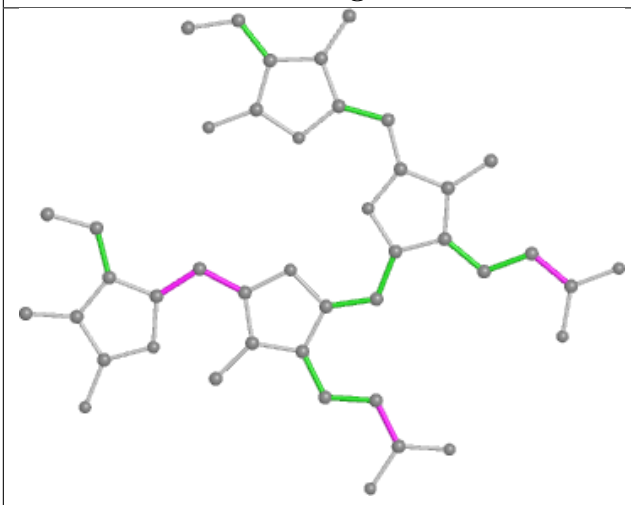

Torsions

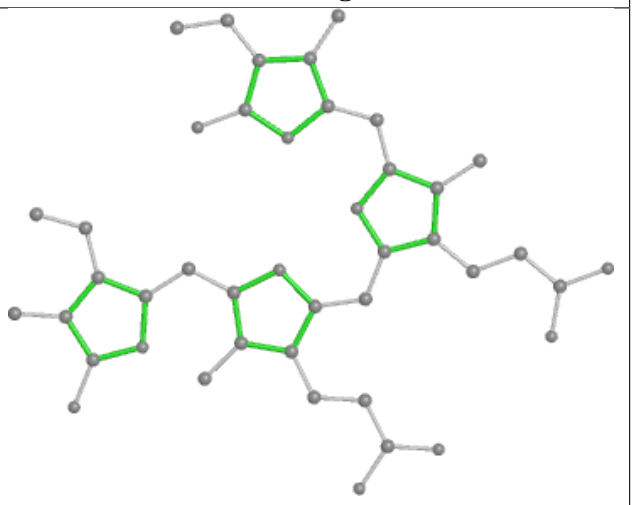

Rings

Ligand PVN 34 1004

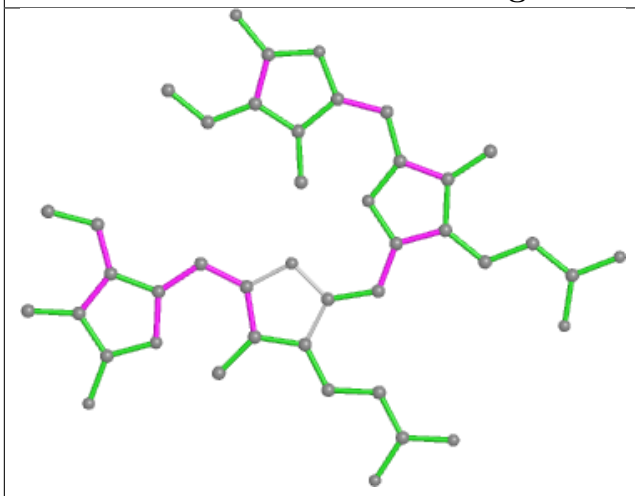

Bond lengths

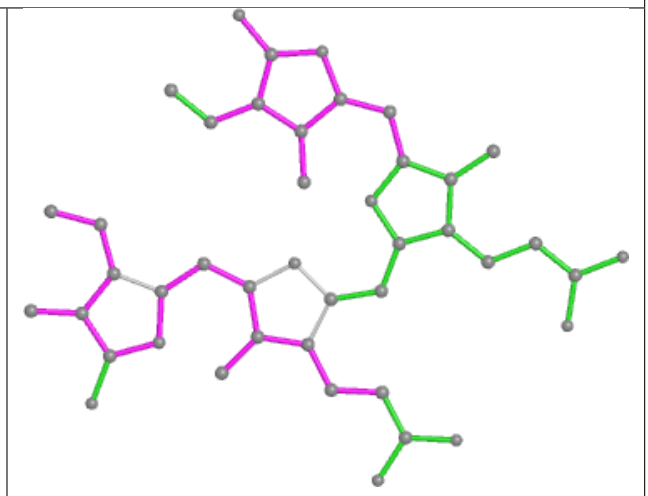

Bond angles

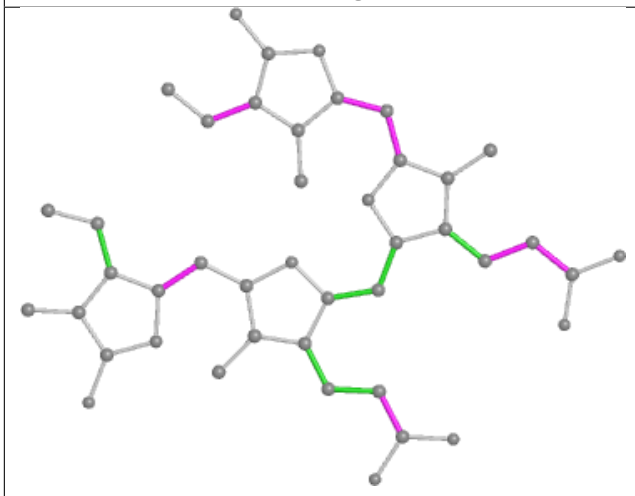

Torsions

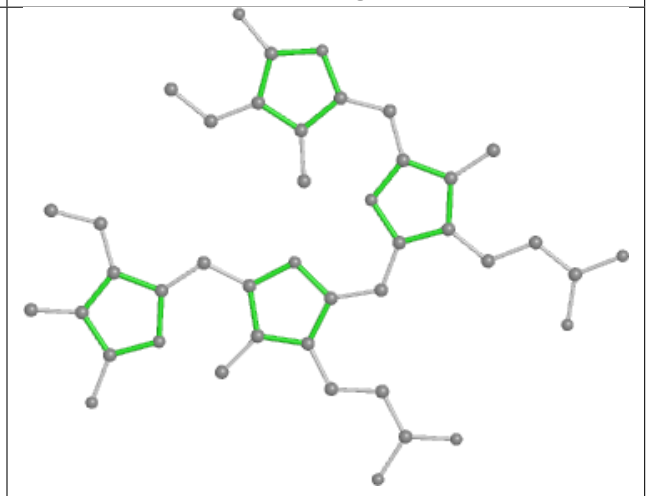

Rings

Ligand PUB Z9 1005

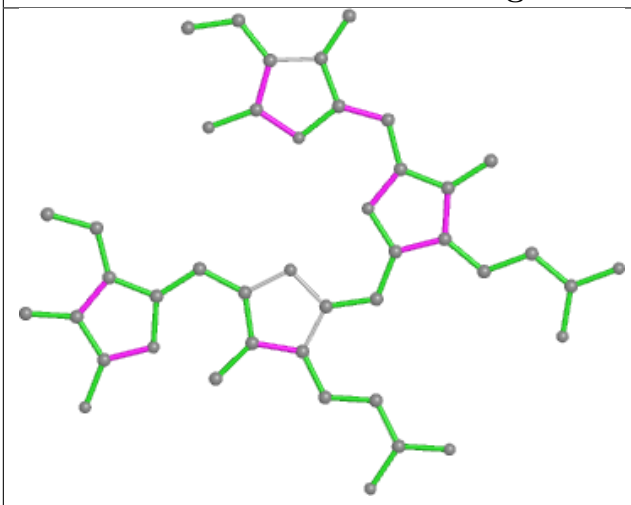

Bond lengths

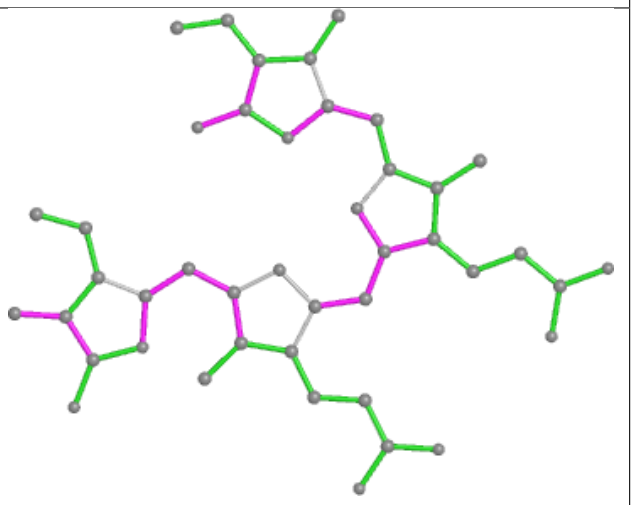

Bond angles

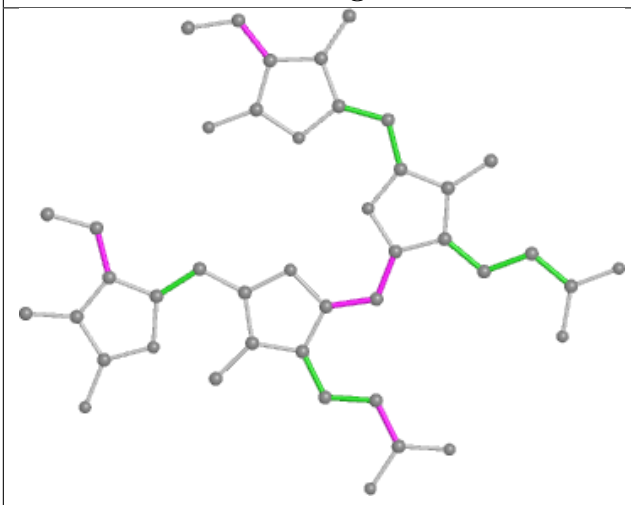

Torsions

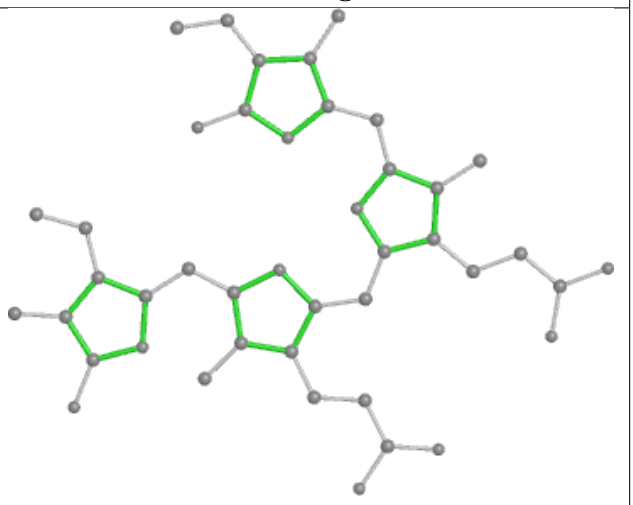

Rings

Ligand PUB dH 203

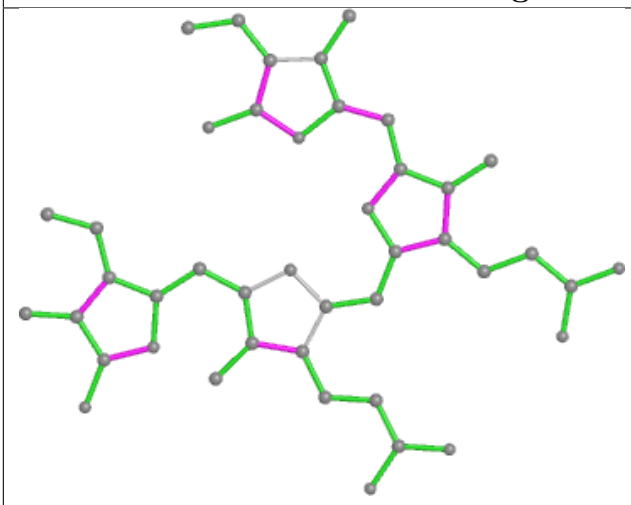

Bond lengths

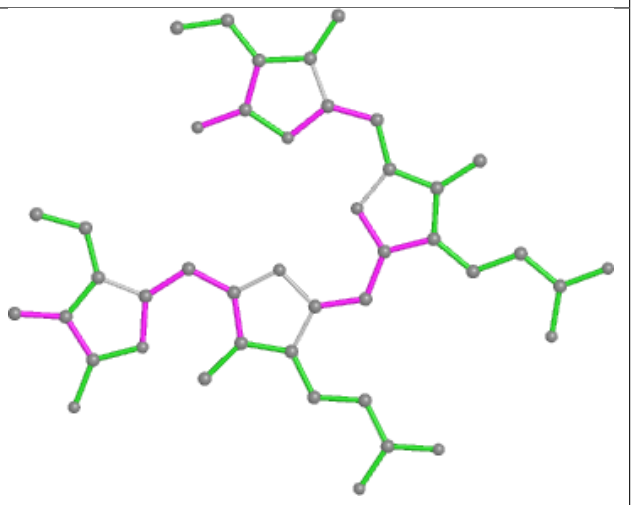

Bond angles

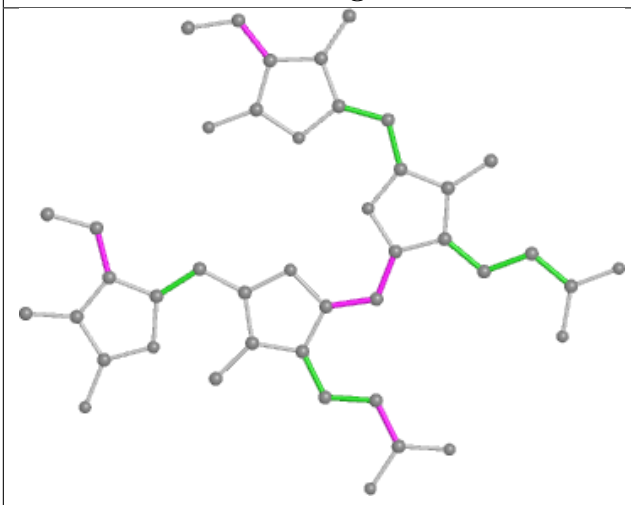

Torsions

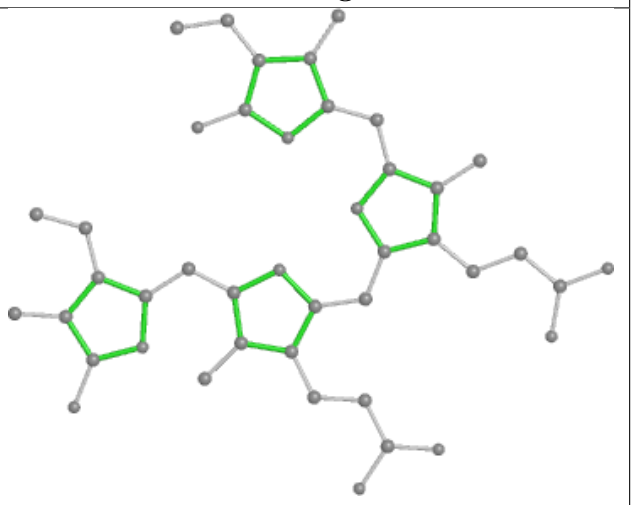

Rings

Ligand PEB K6 201

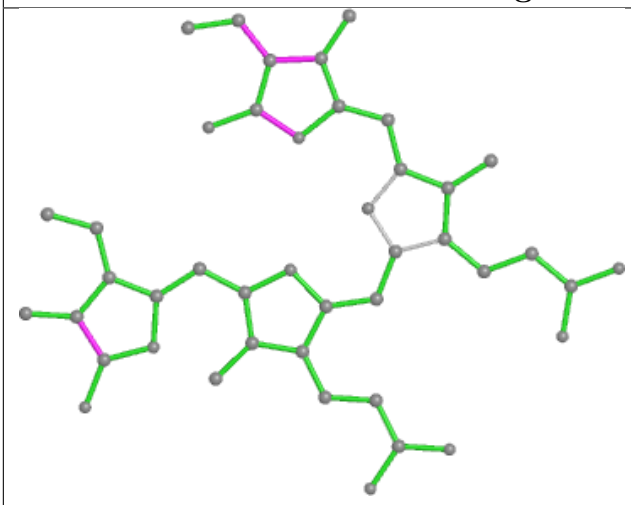

Bond lengths

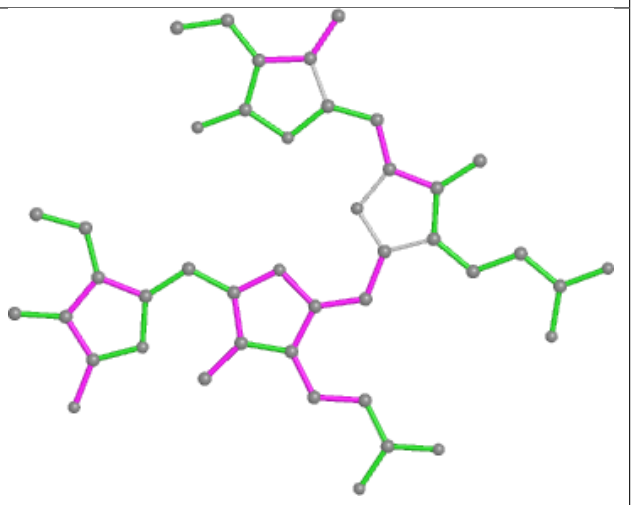

Bond angles

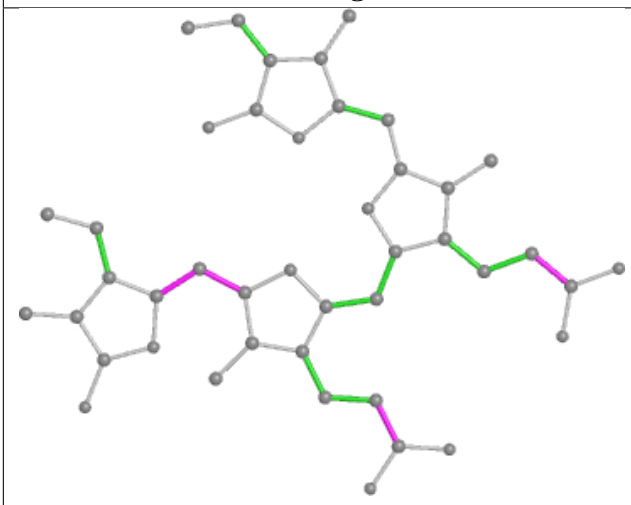

Torsions

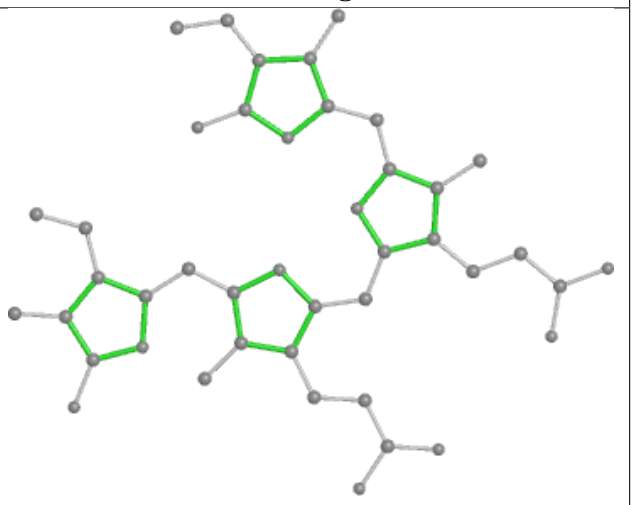

Rings

Ligand PEB aD 202

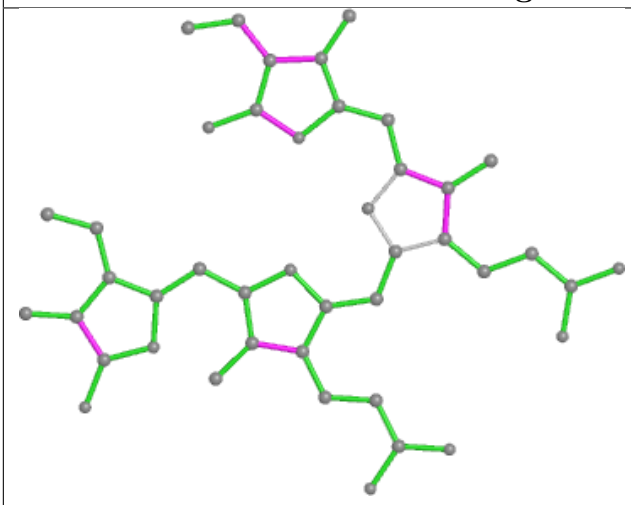

Bond lengths

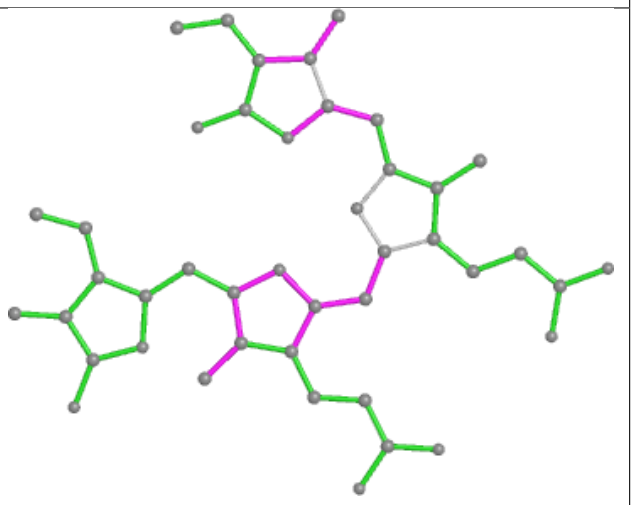

Bond angles

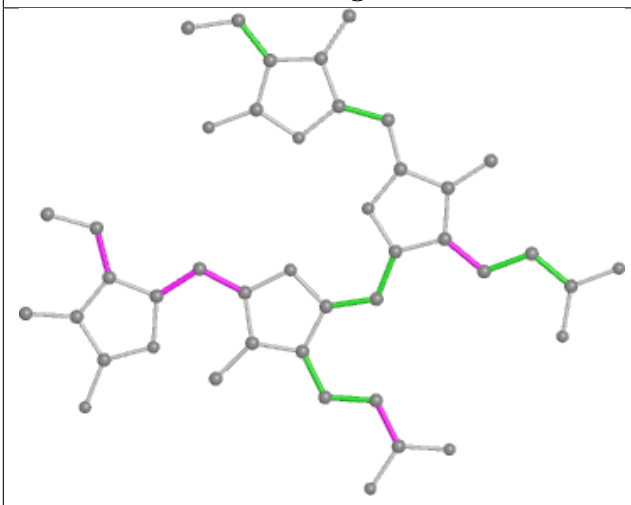

Torsions

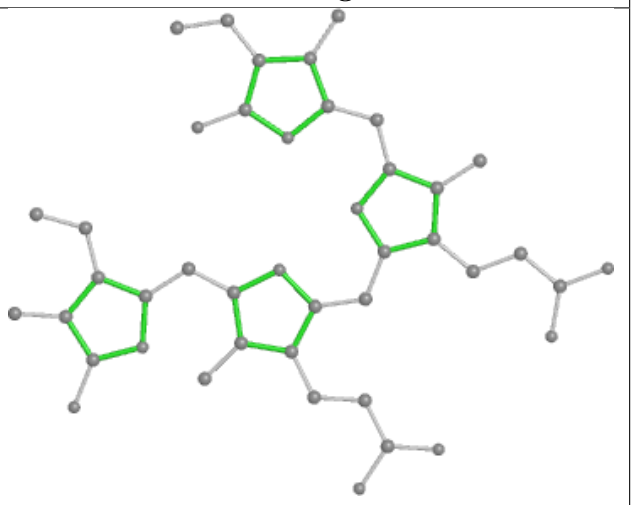

Rings

Ligand PEB bH 202

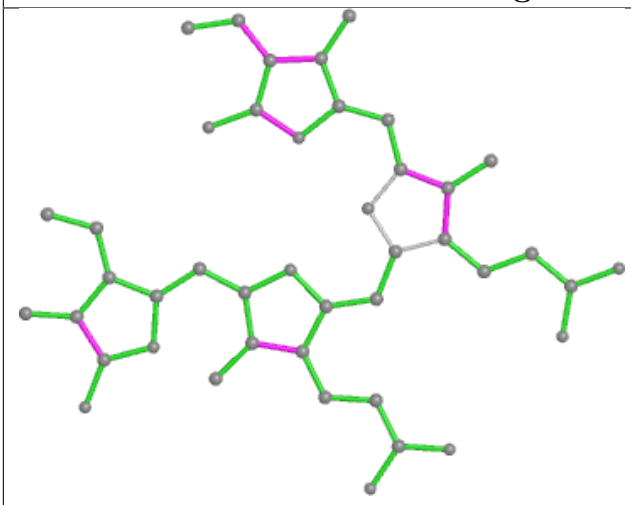

Bond lengths

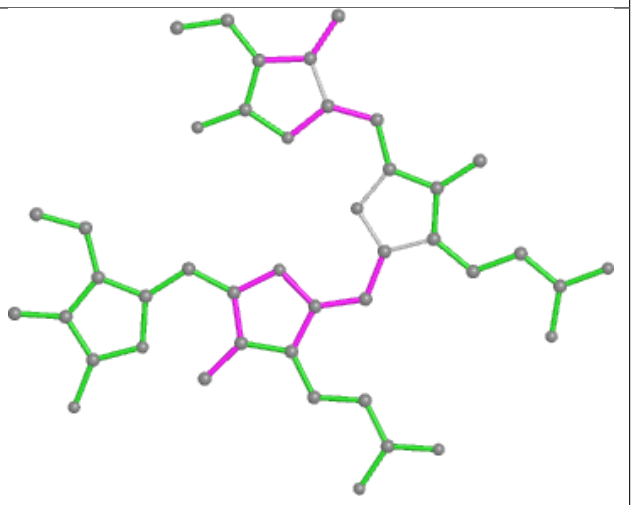

Bond angles

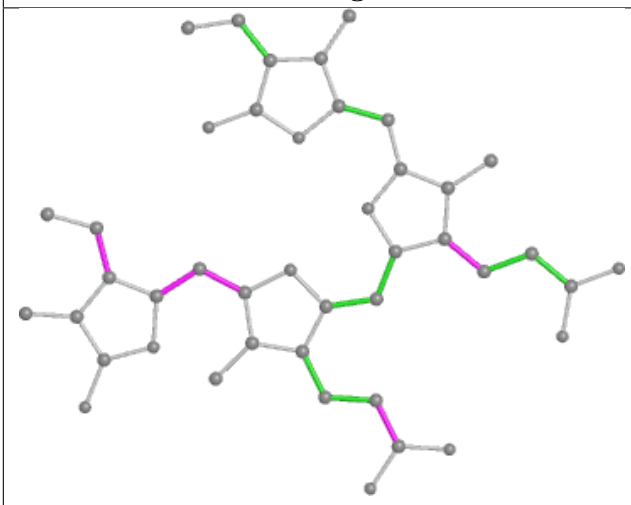

Torsions

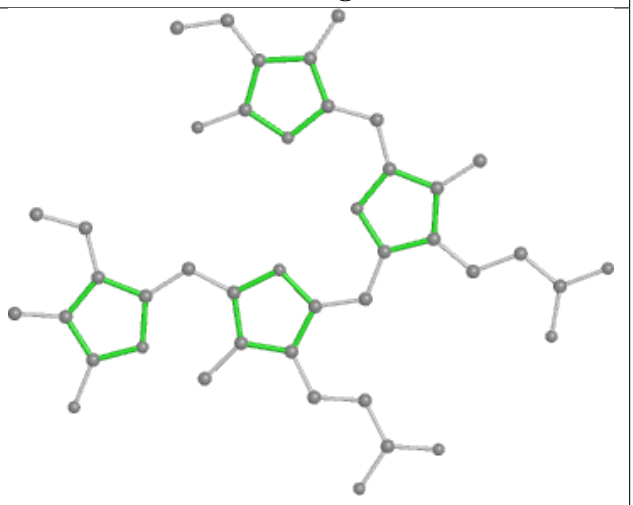

Rings

Ligand PEB cv 202

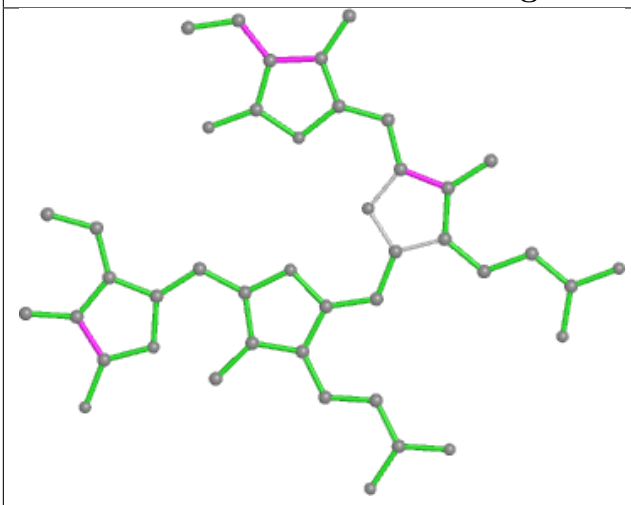

Bond lengths

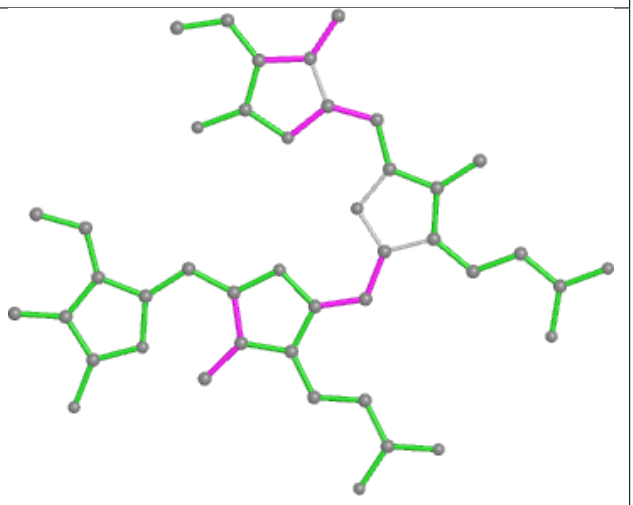

Bond angles

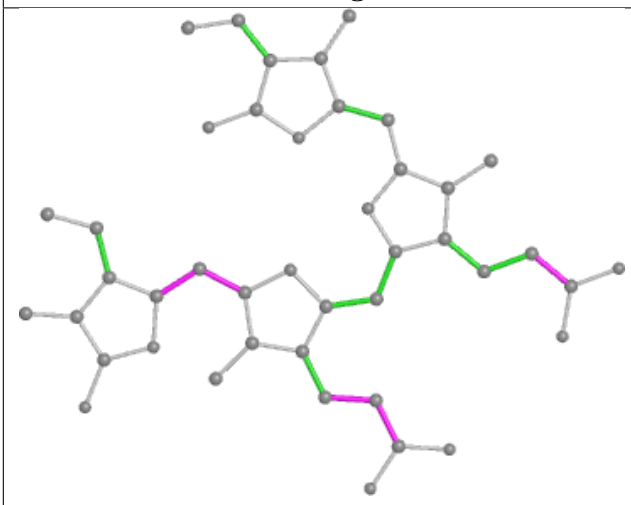

Torsions

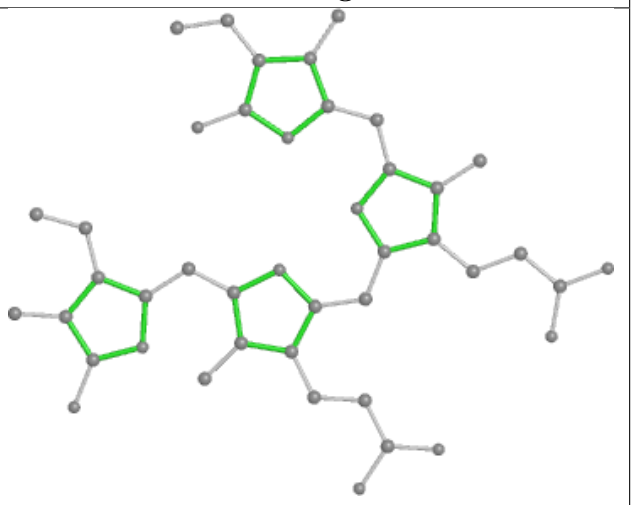

Rings

Ligand PEB I5 202

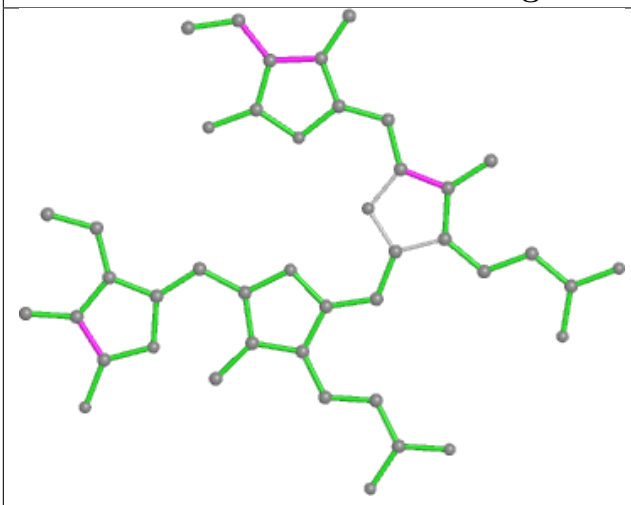

Bond lengths

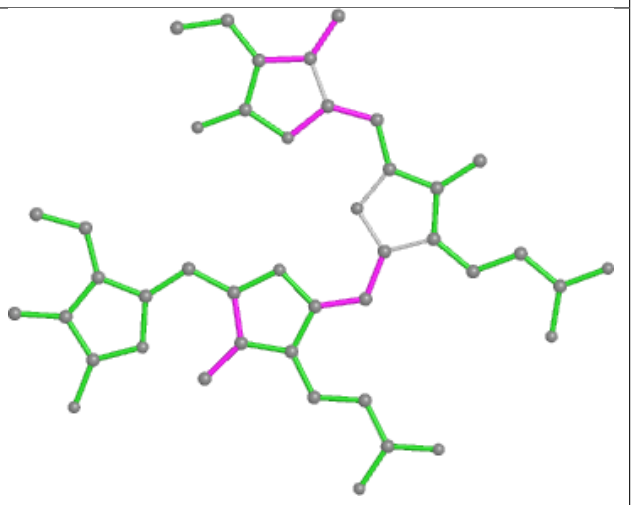

Bond angles

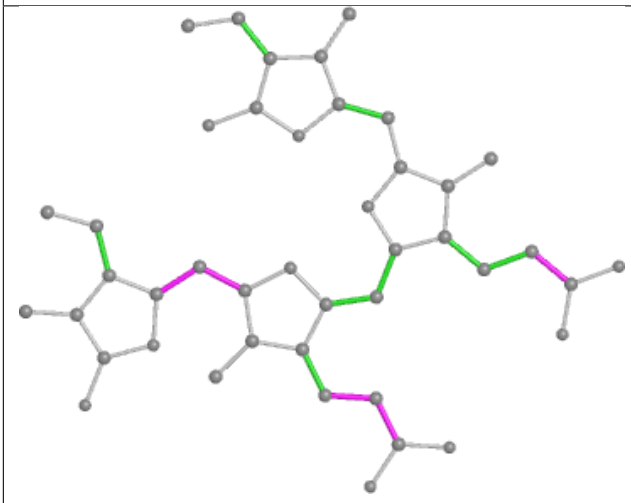

Torsions

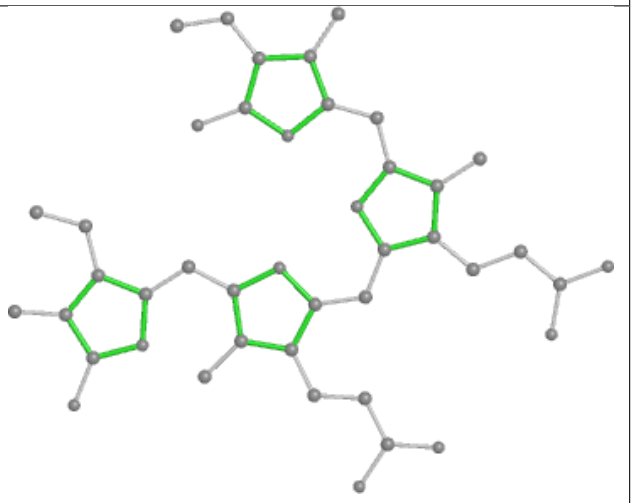

Rings

Ligand PUB l7 203

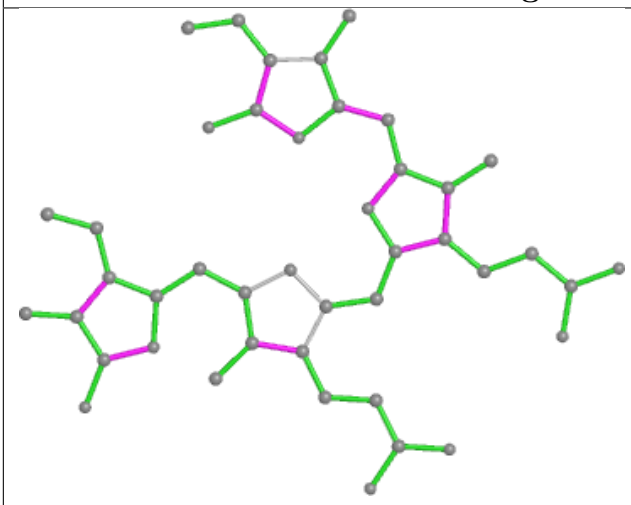

Bond lengths

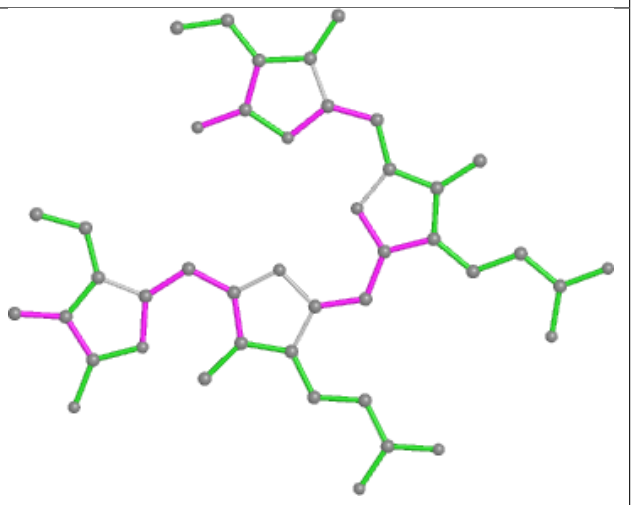

Bond angles

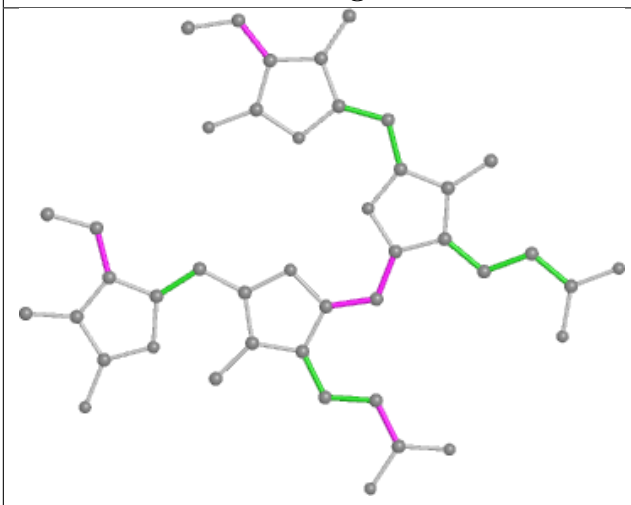

Torsions

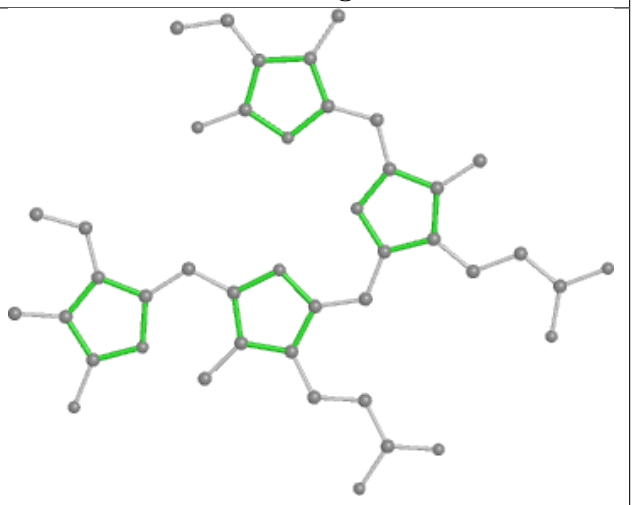

Rings

Ligand PUB Z6 203

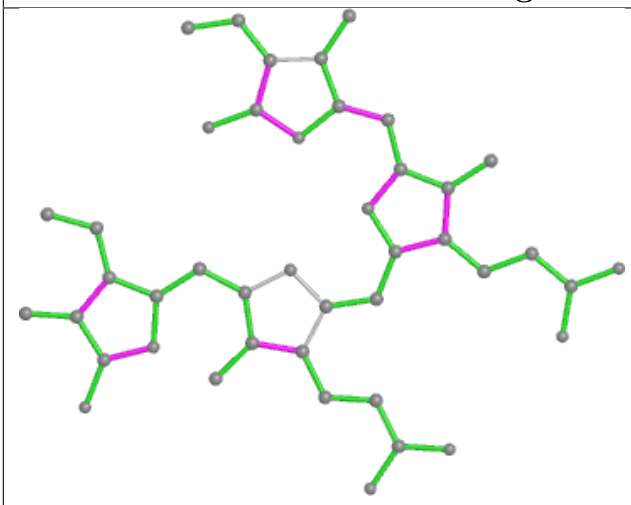

Bond lengths

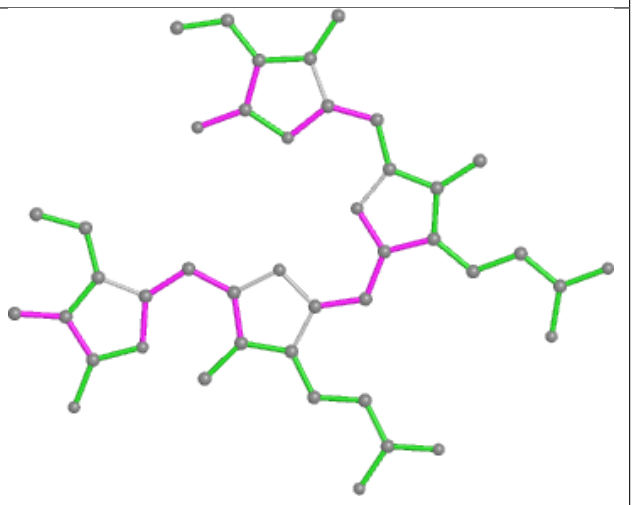

Bond angles

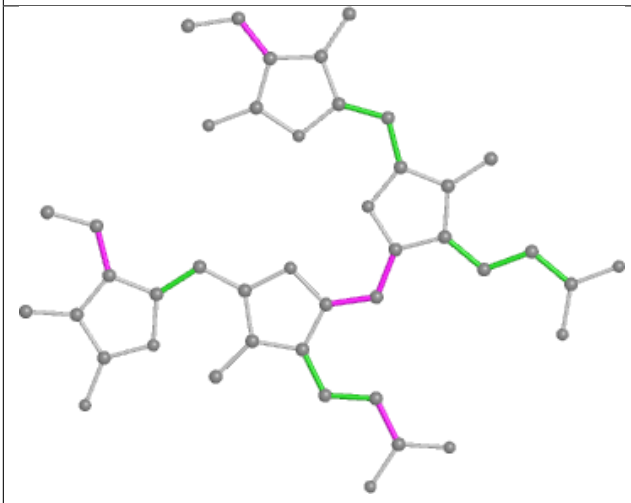

Torsions

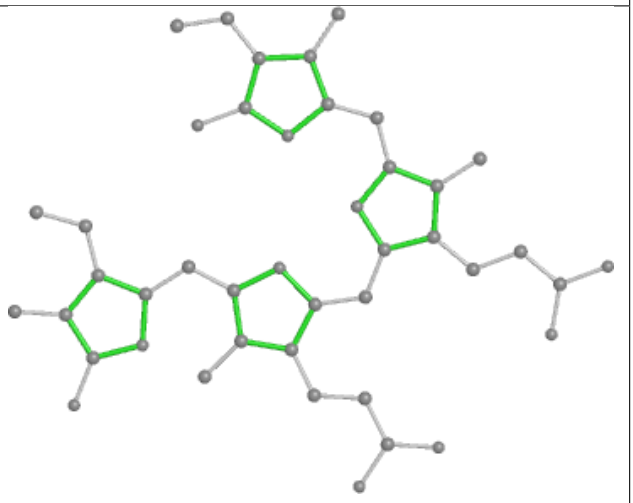

Rings

Ligand PEB bi 201

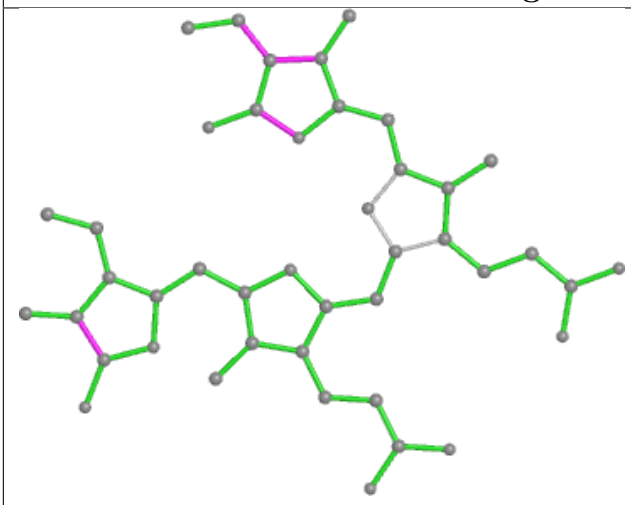

Bond lengths

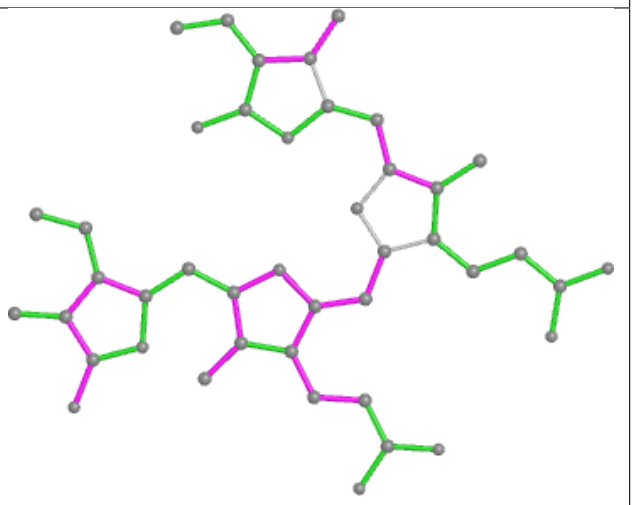

Bond angles

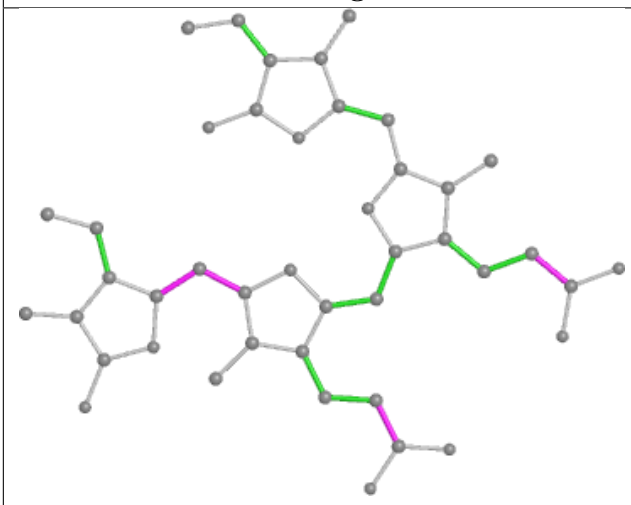

Torsions

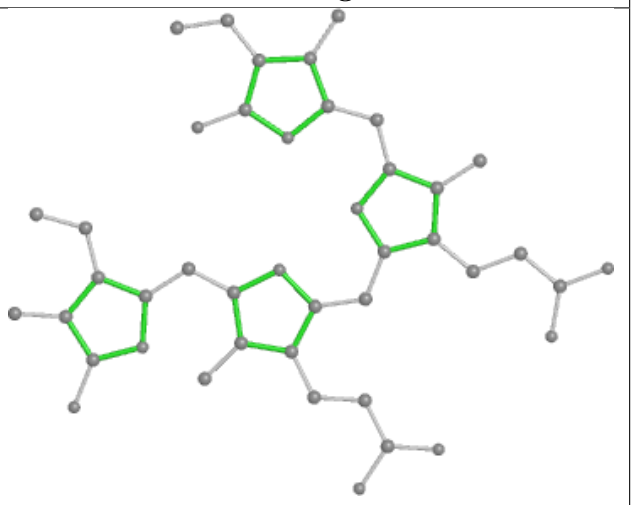

Rings

Ligand PEB iD 1001

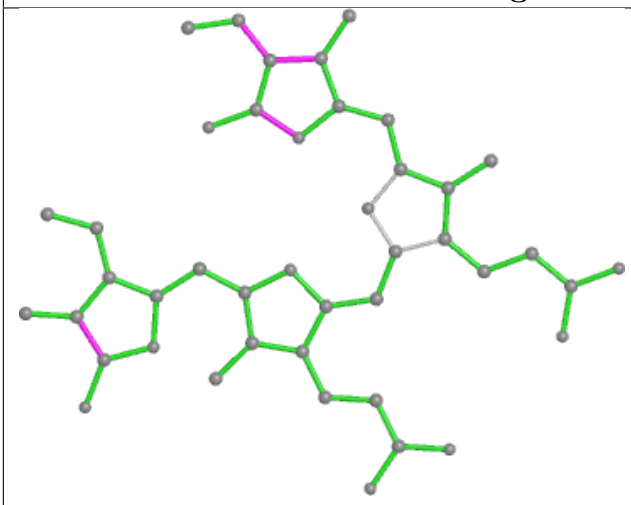

Bond lengths

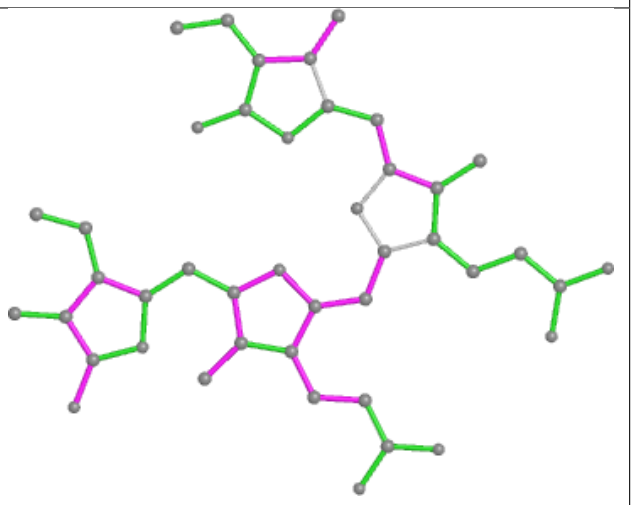

Bond angles

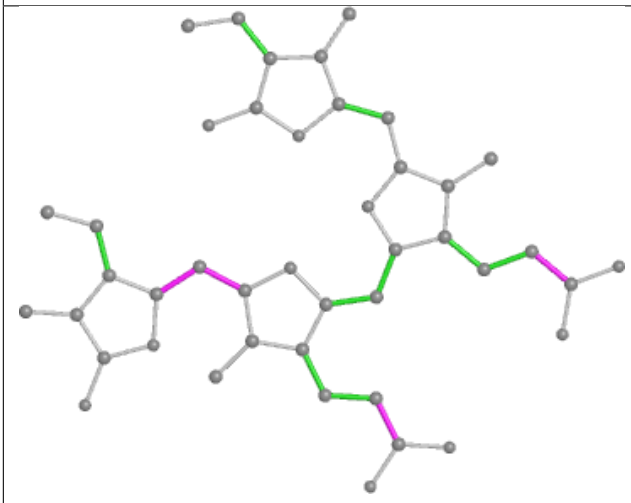

Torsions

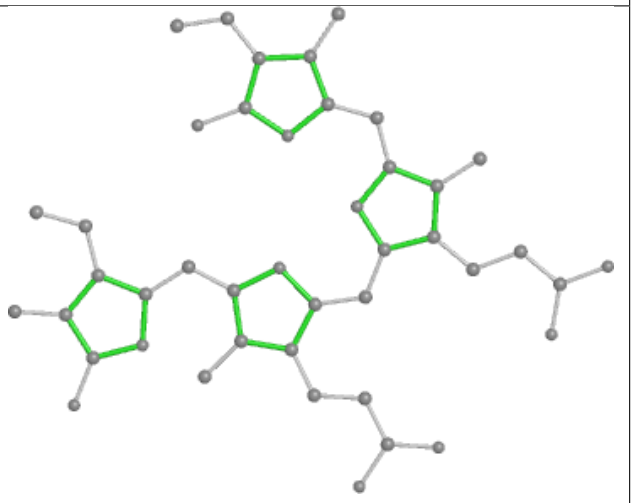

Rings

Ligand PUB c7 203

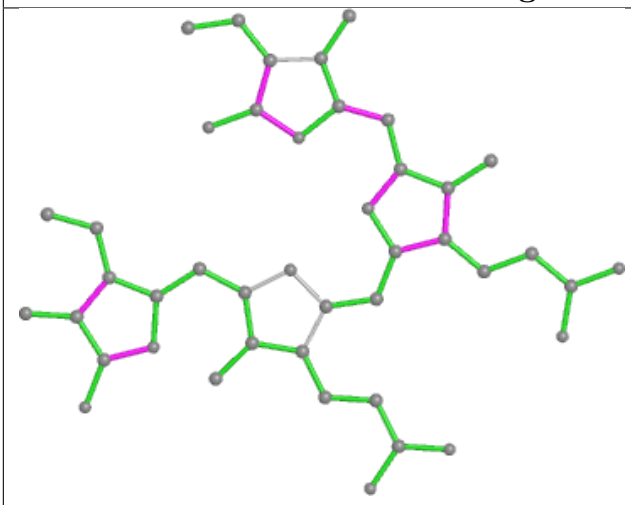

Bond lengths

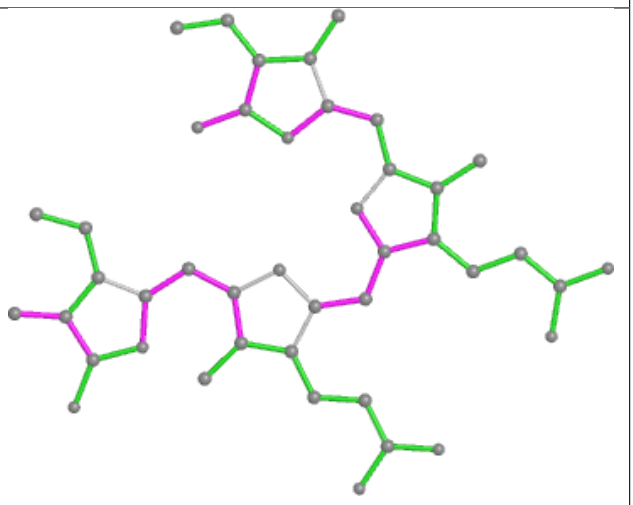

Bond angles

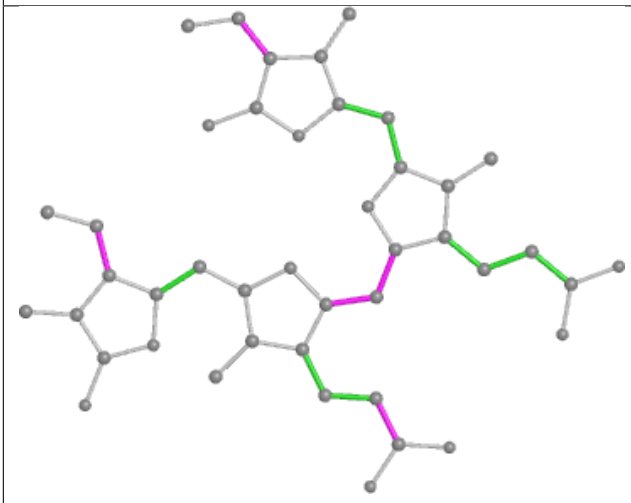

Torsions

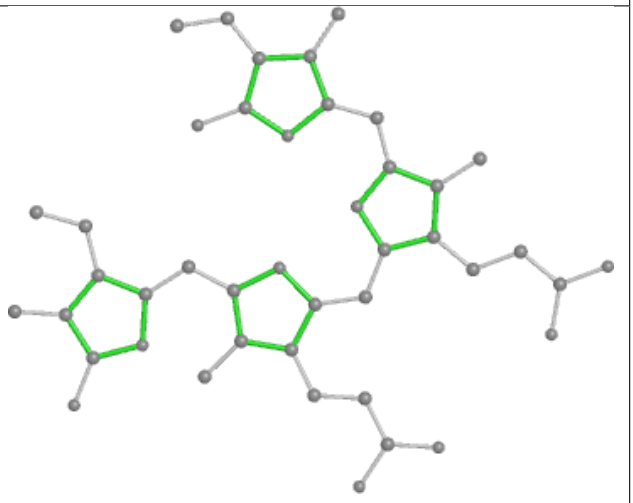

Rings

Ligand PUB cO 203

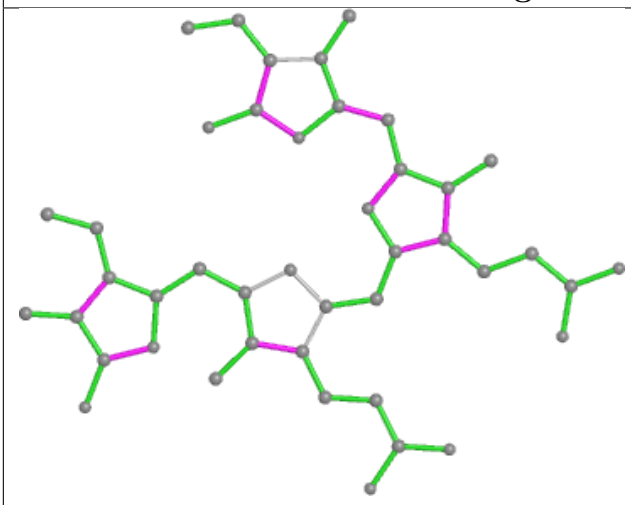

Bond lengths

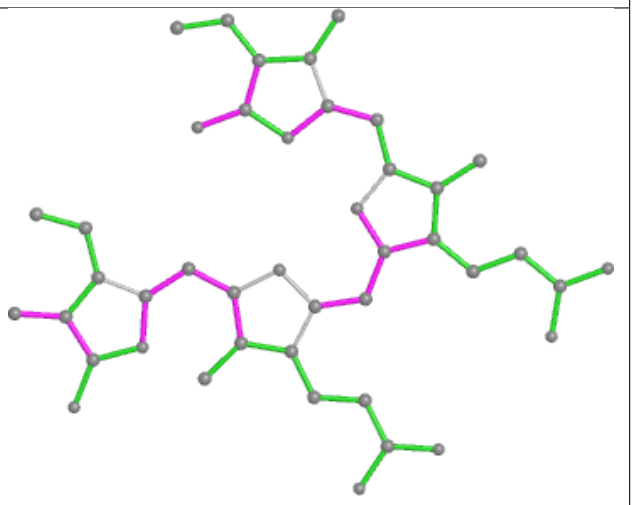

Bond angles

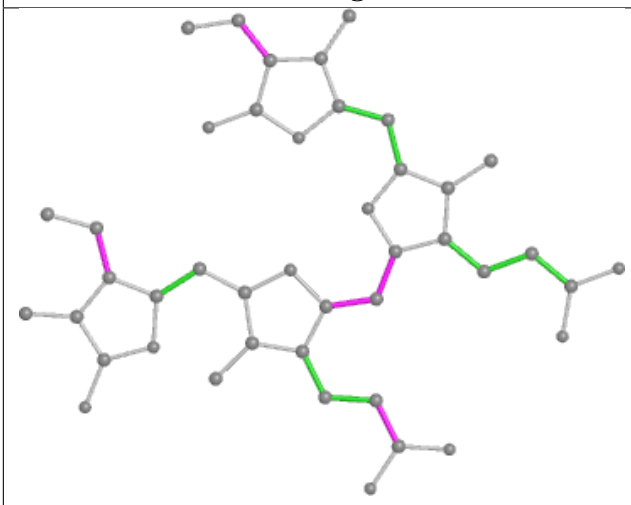

Torsions

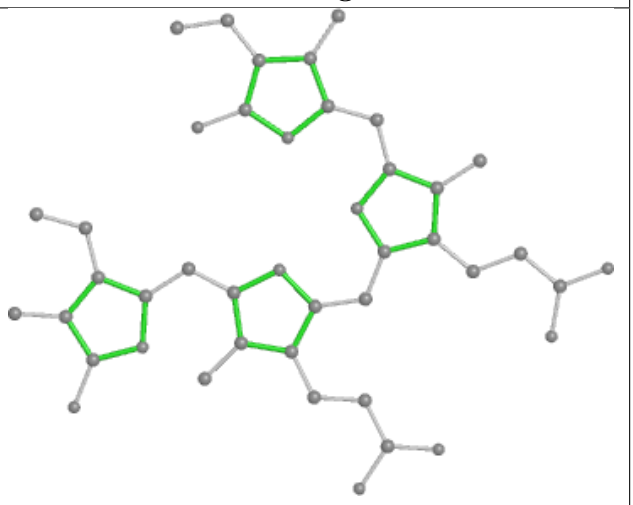

Rings

Ligand PEB af 202

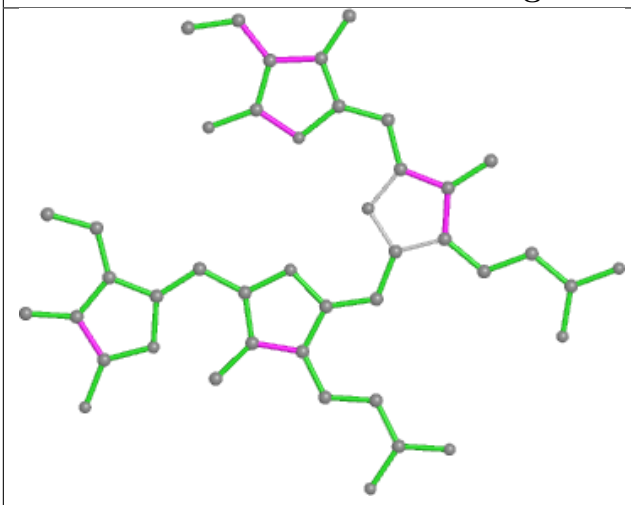

Bond lengths

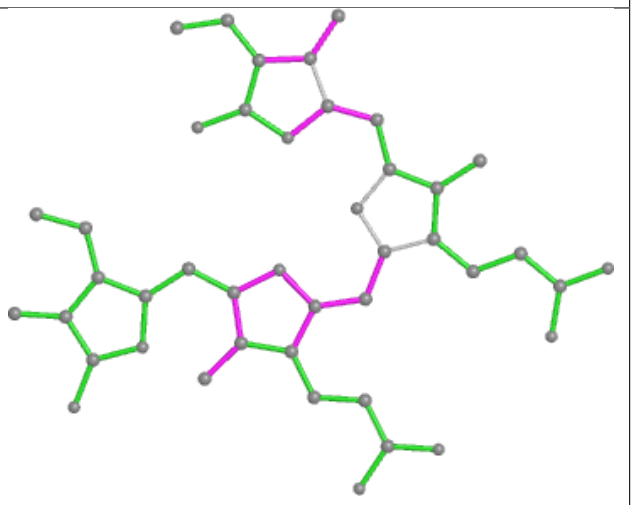

Bond angles

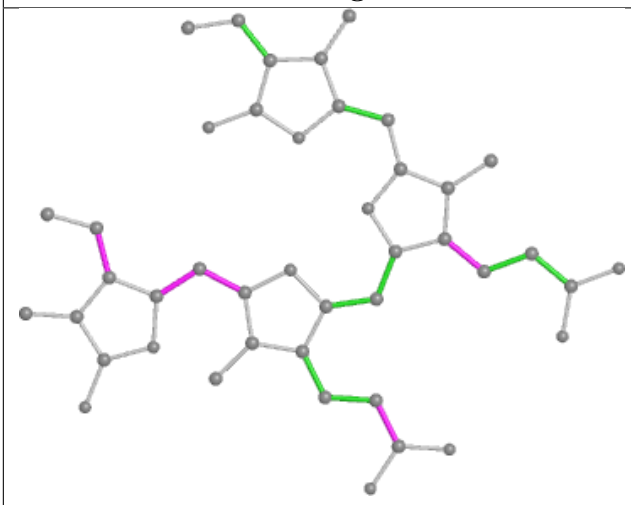

Torsions

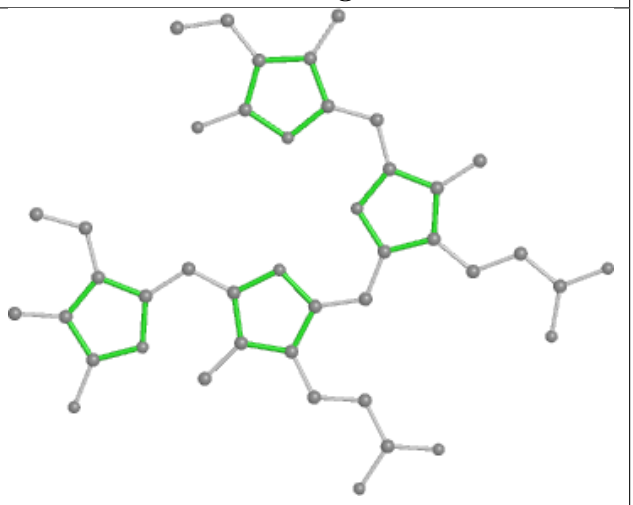

Rings

Ligand PEB c5 202

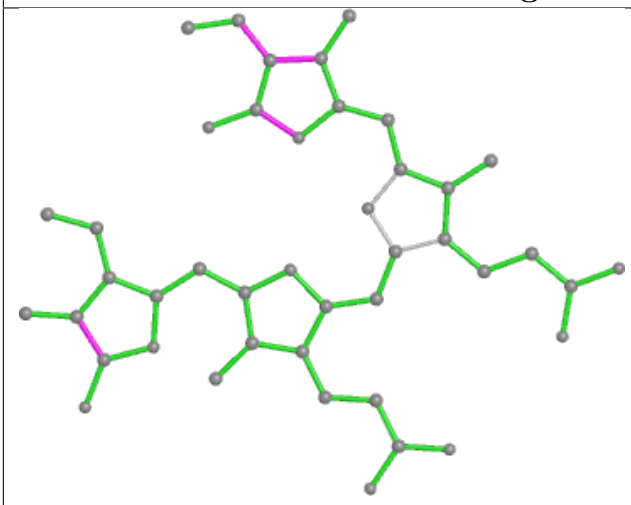

Bond lengths

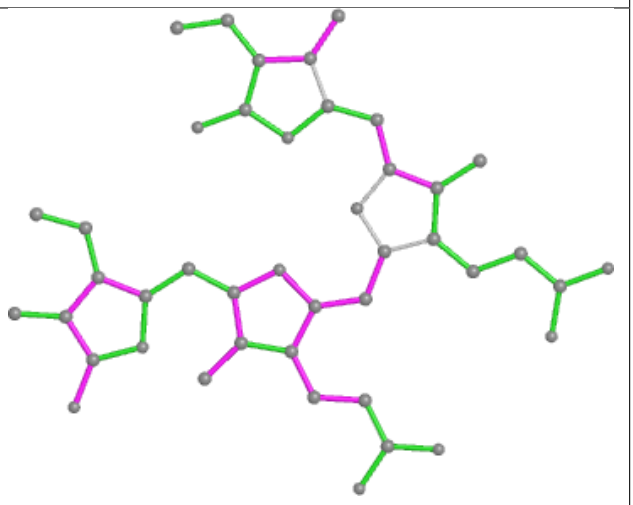

Bond angles

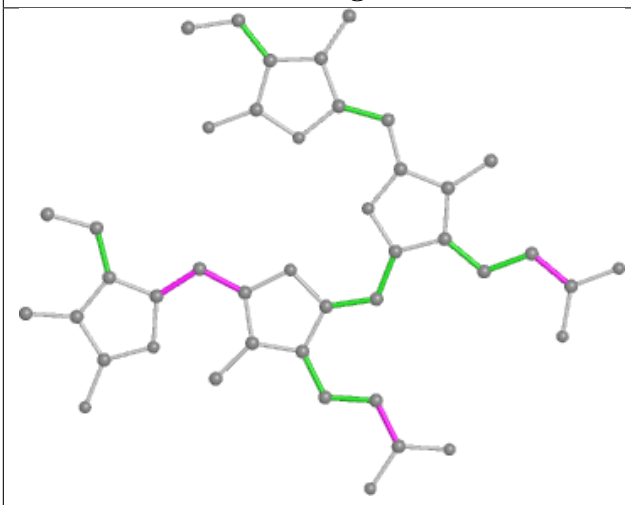

Torsions

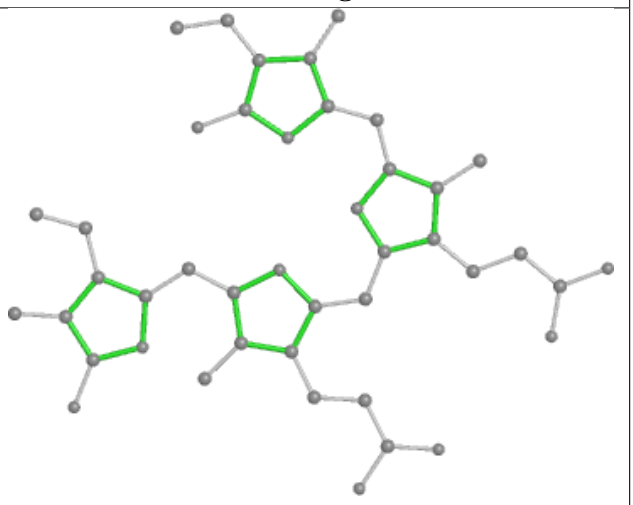

Rings

Ligand PEB gi 202

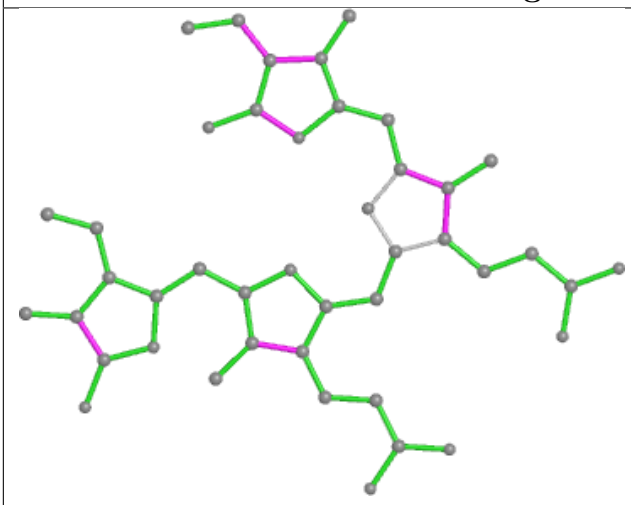

Bond lengths

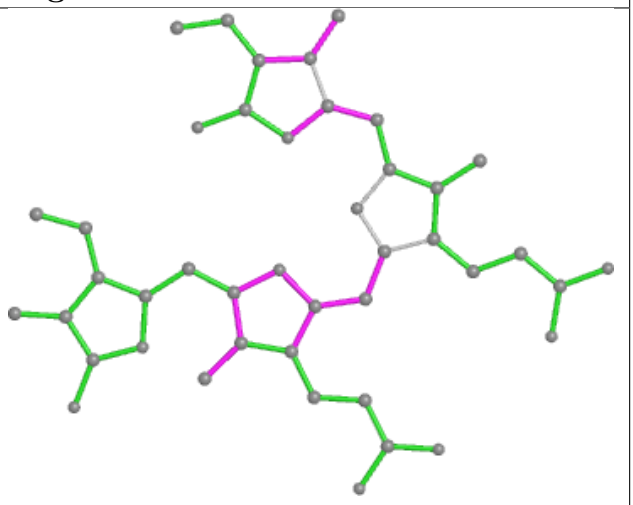

Bond angles

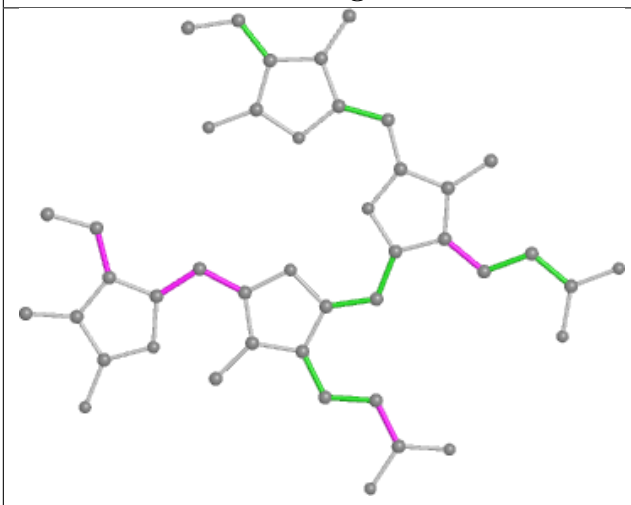

Torsions

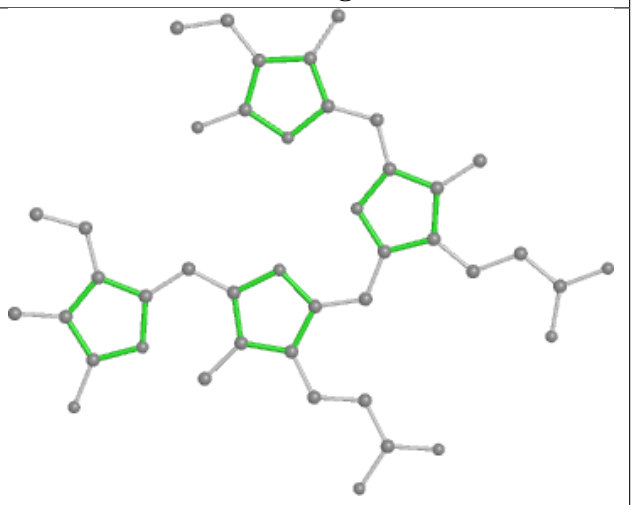

Rings

Ligand PEB aH 201

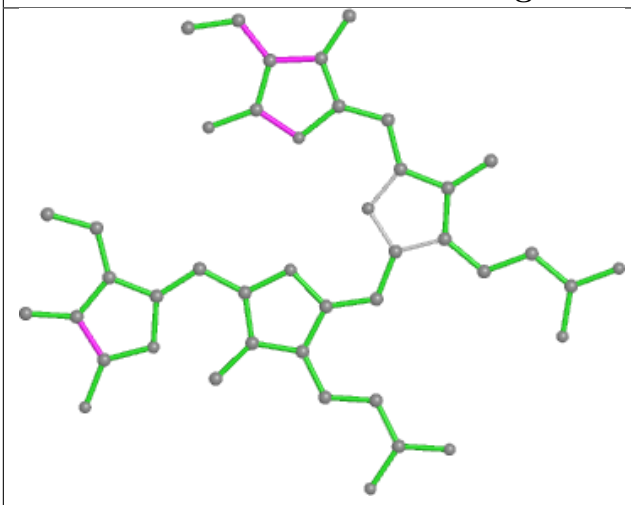

Bond lengths

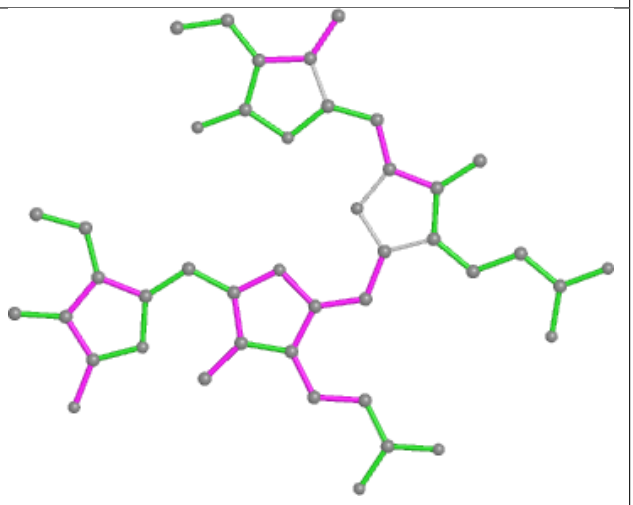

Bond angles

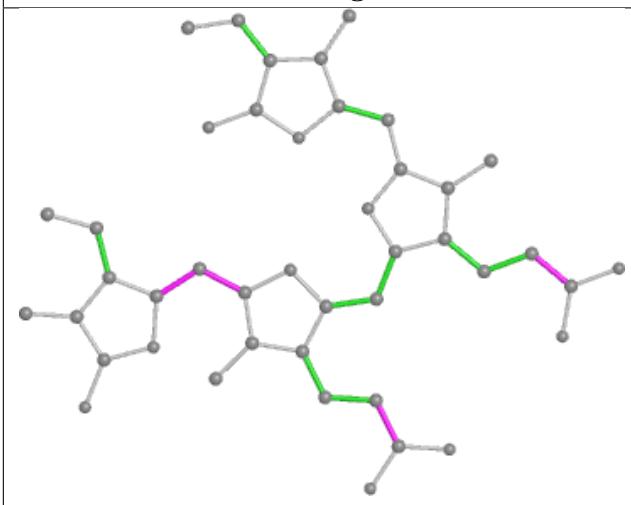

Torsions

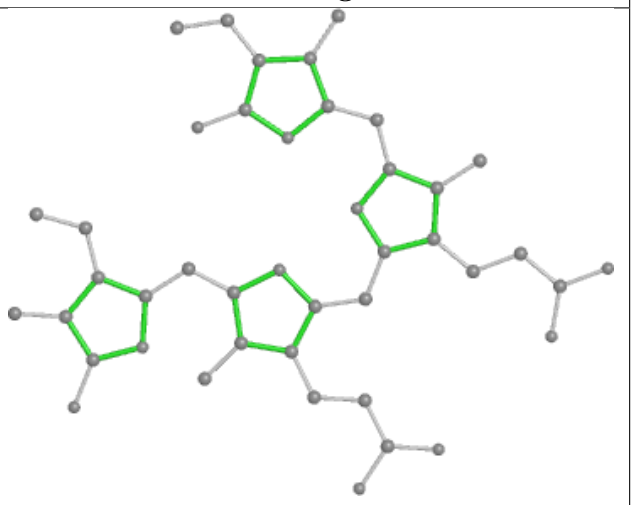

Rings

Ligand PEB d8 301

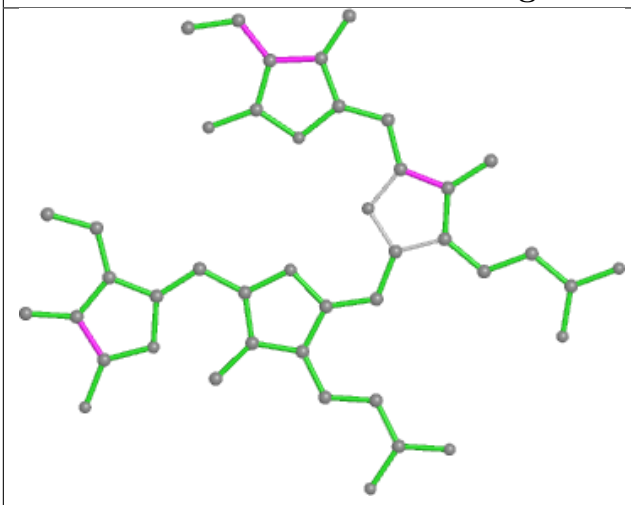

Bond lengths

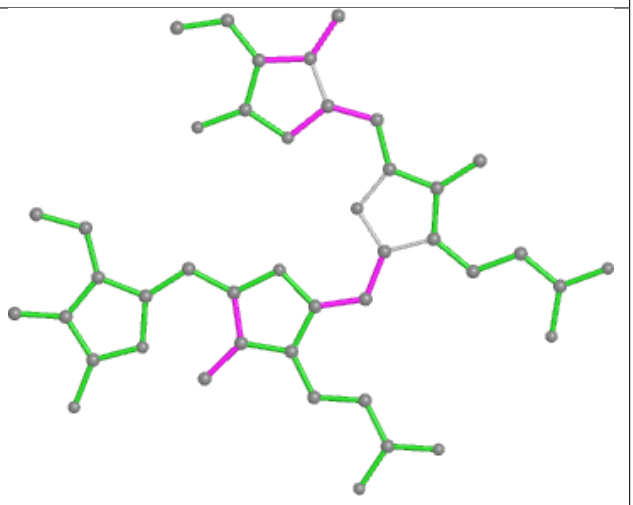

Bond angles

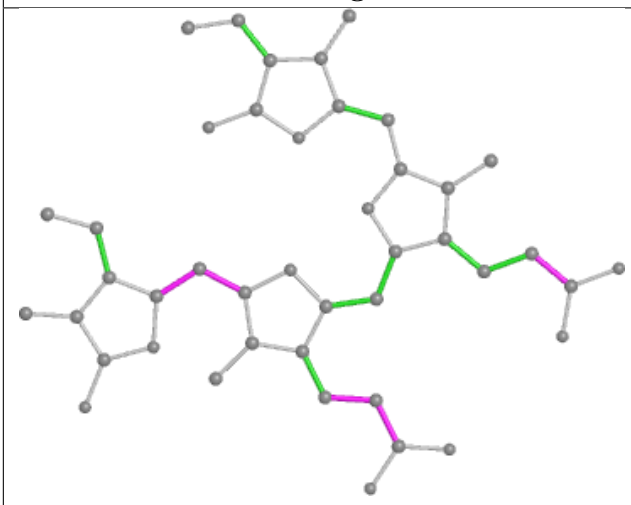

Torsions

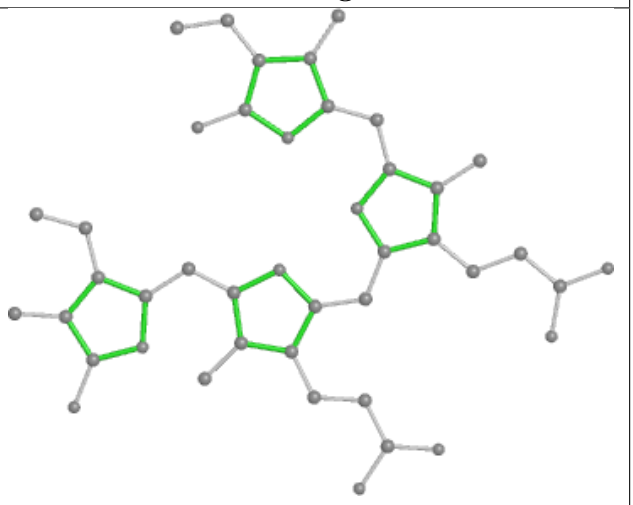

Rings

Ligand PEB d9 303

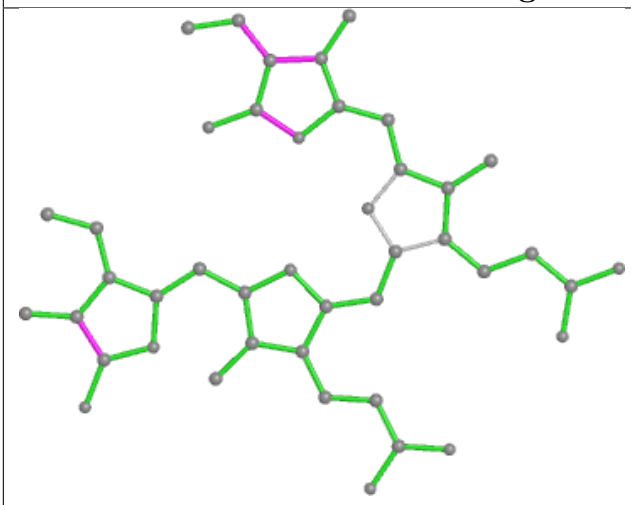

Bond lengths

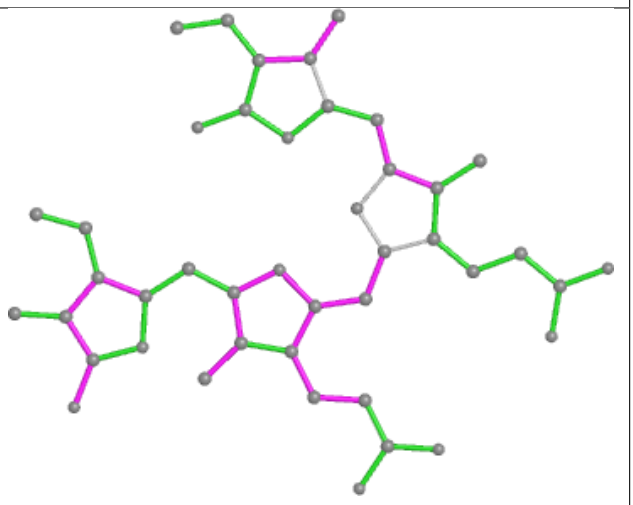

Bond angles

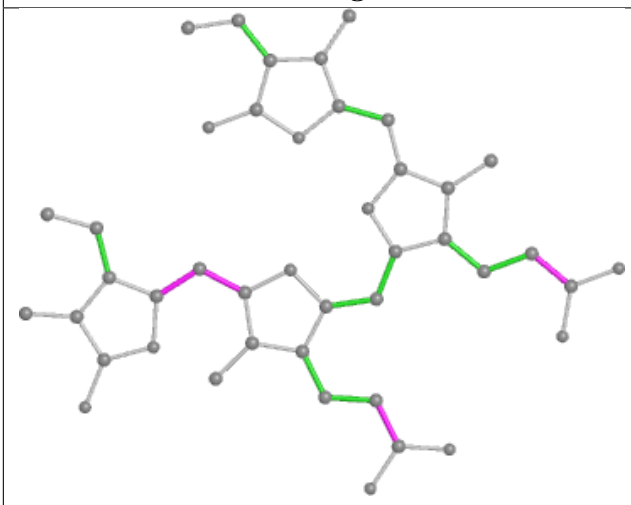

Torsions

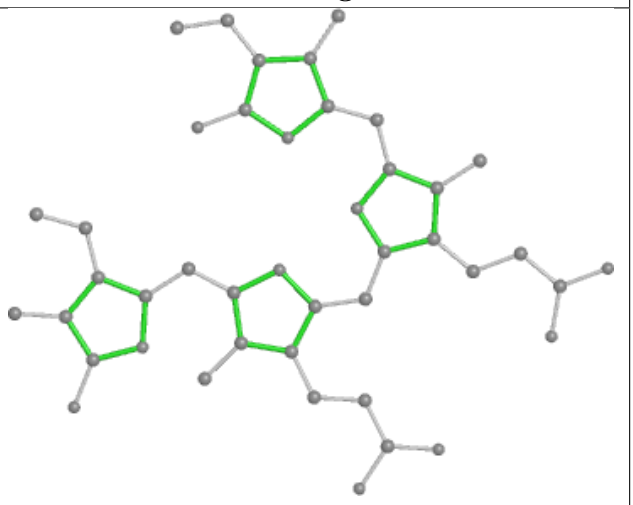

Rings

Ligand PUB e7 203

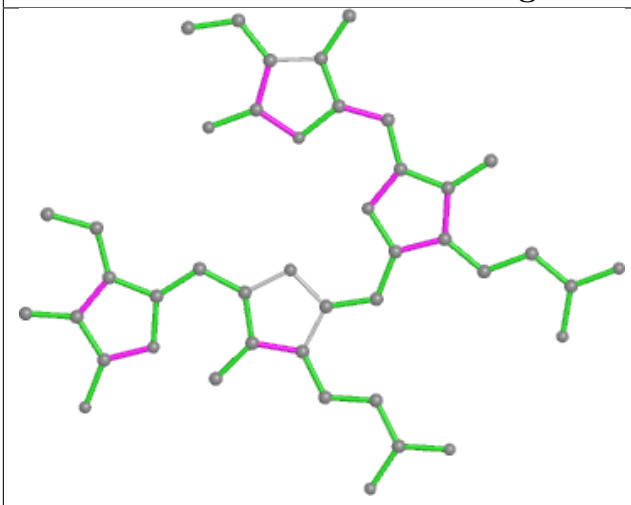

Bond lengths

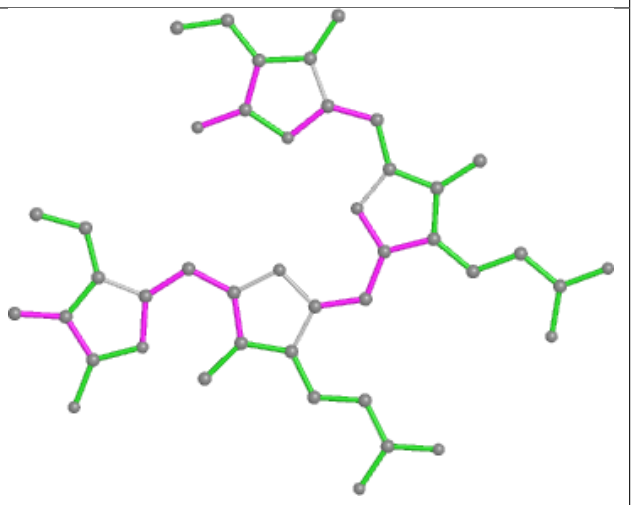

Bond angles

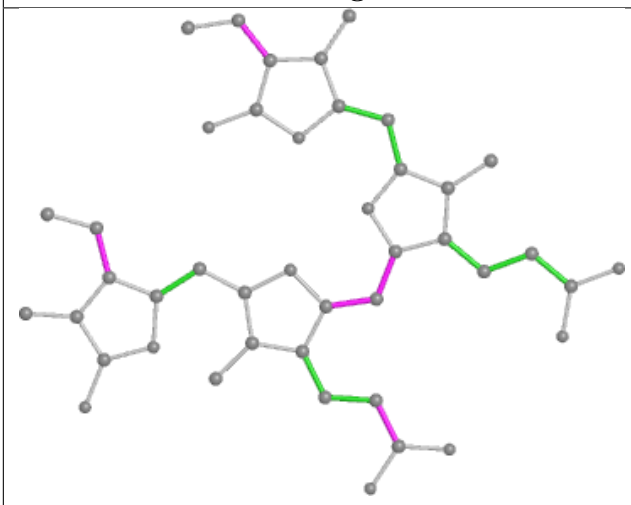

Torsions

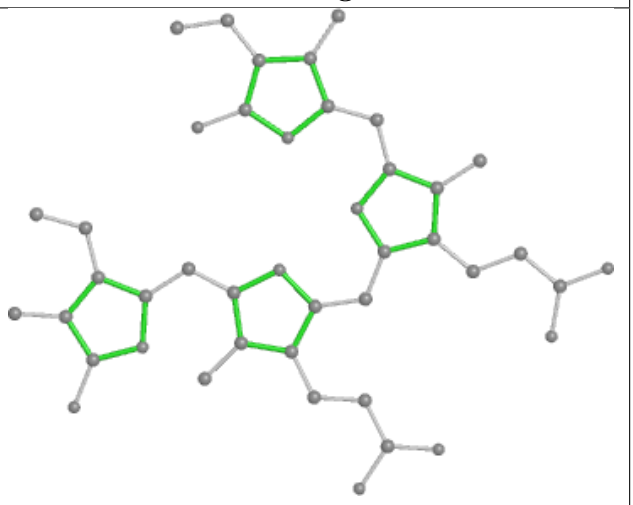

Rings

Ligand PEB a8 602

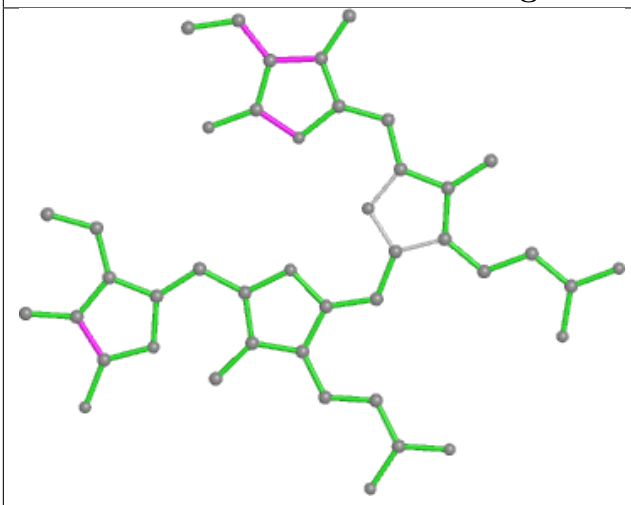

Bond lengths

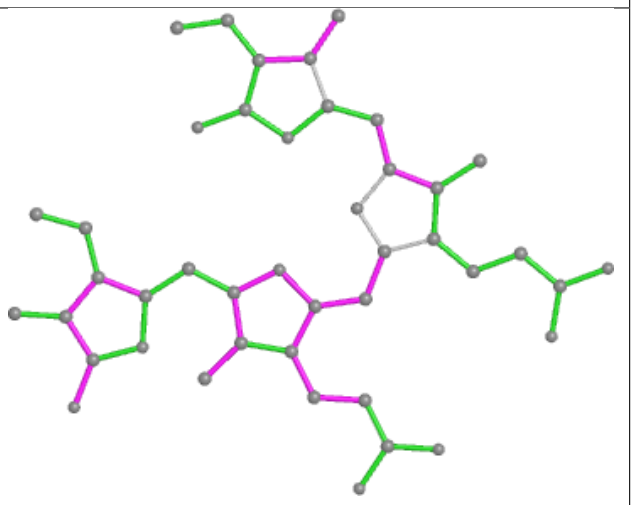

Bond angles

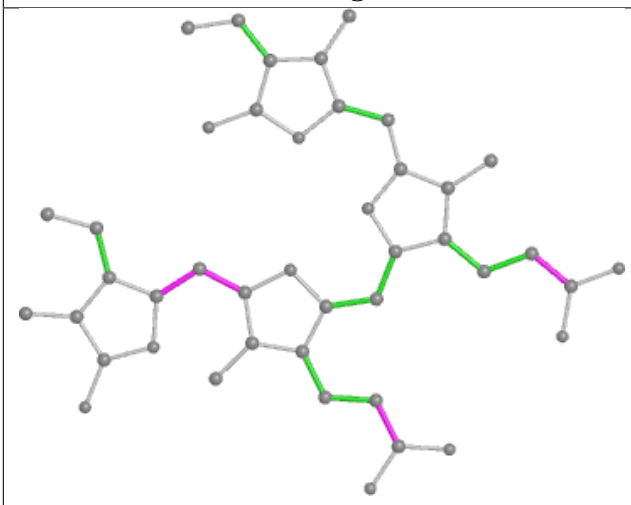

Torsions

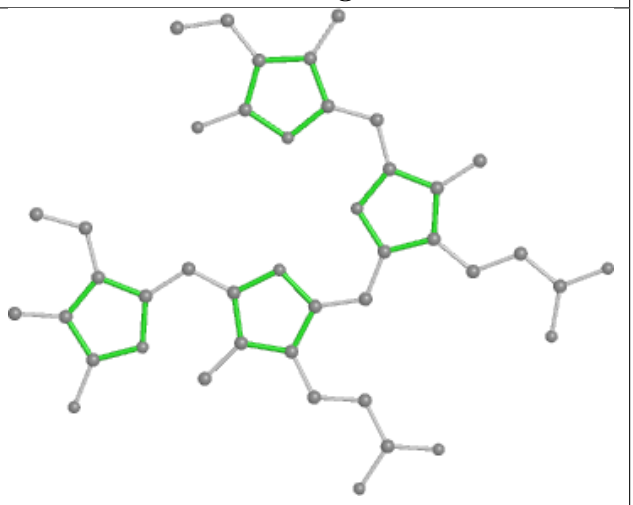

Rings

Ligand PEB cl 202

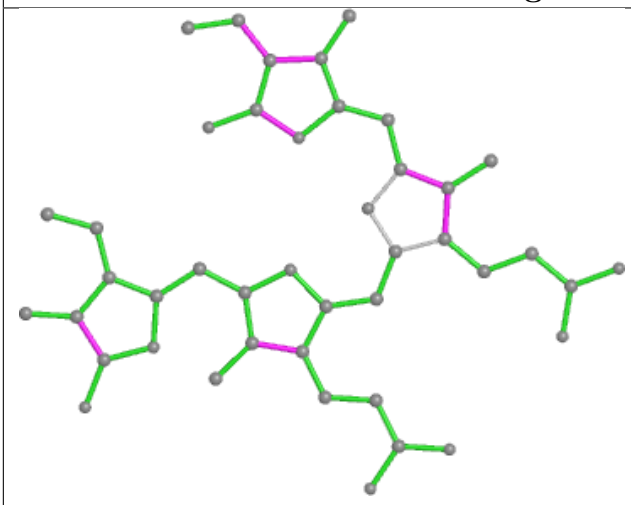

Bond lengths

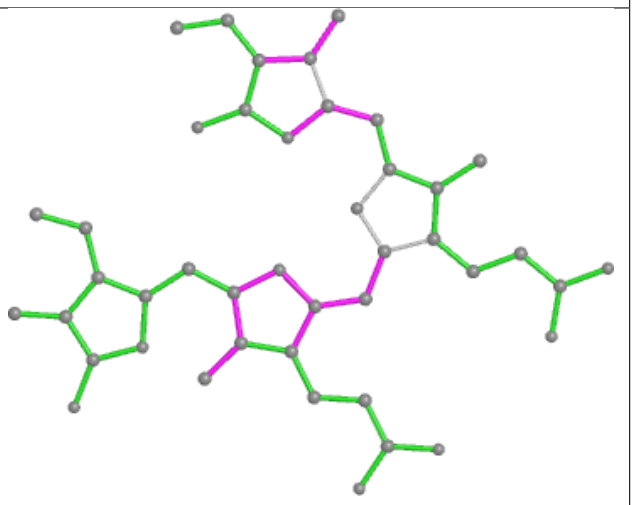

Bond angles

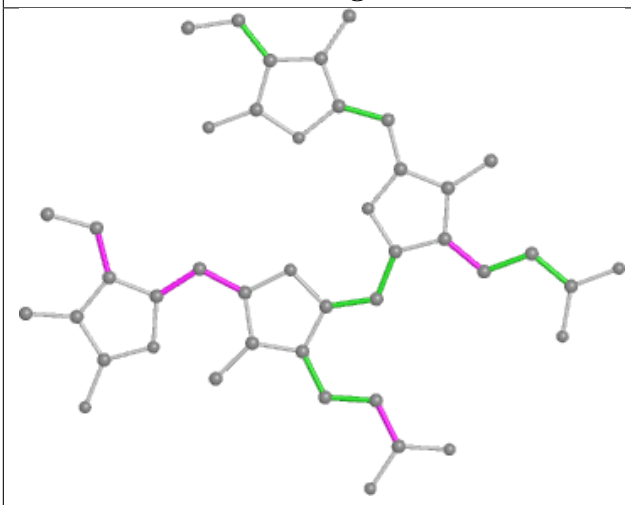

Torsions

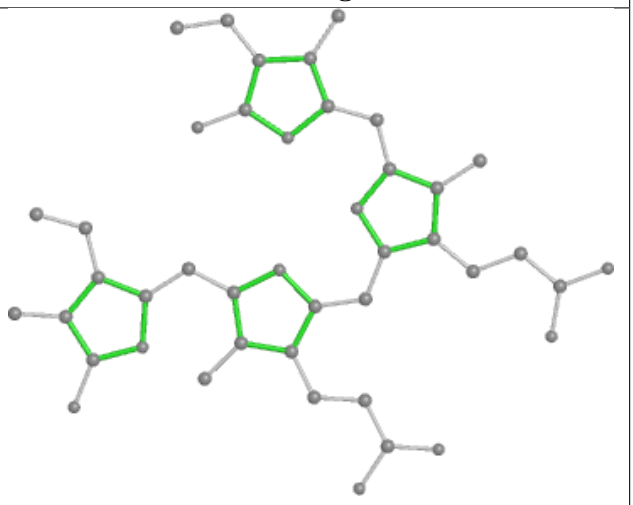

Rings

Ligand PEB K5 1002

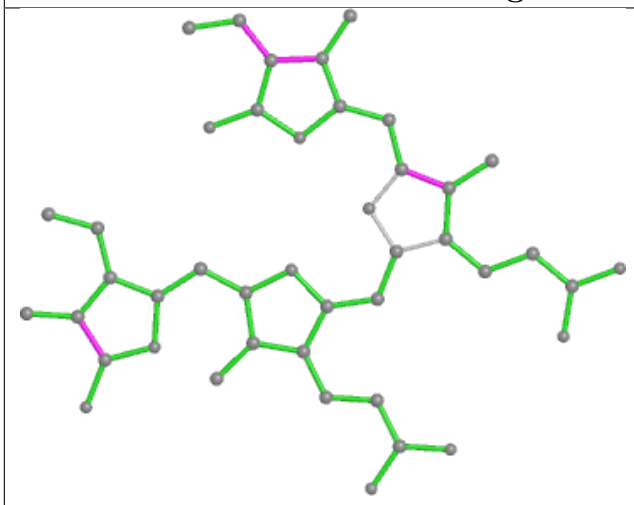

Bond lengths

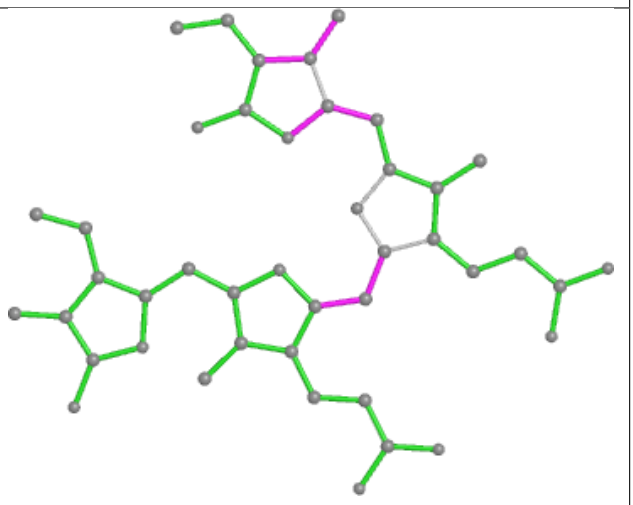

Bond angles

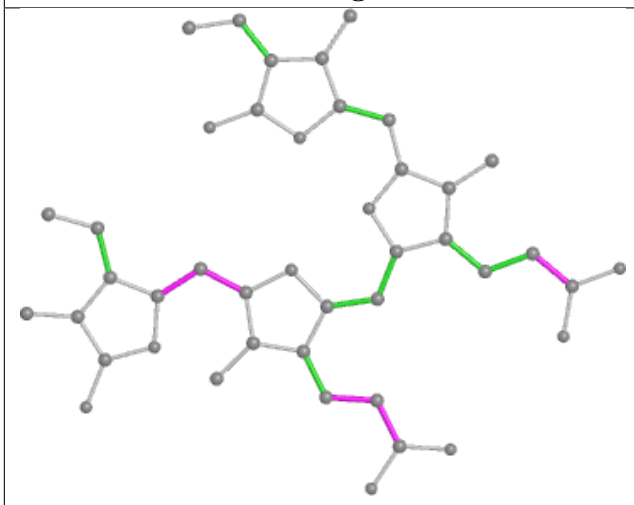

Torsions

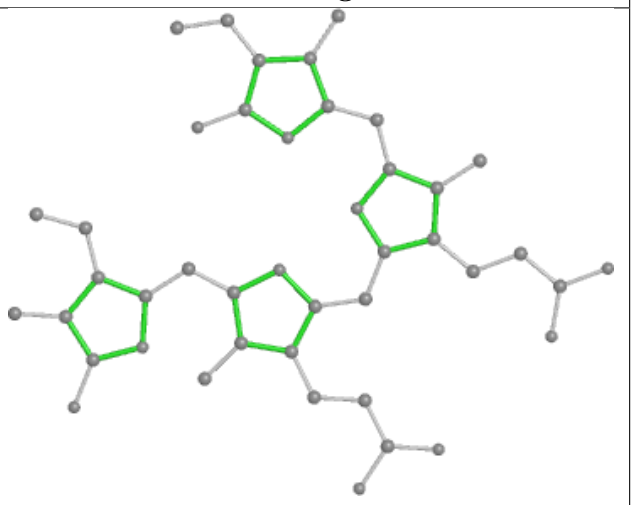

Rings

Ligand PEB z2 202

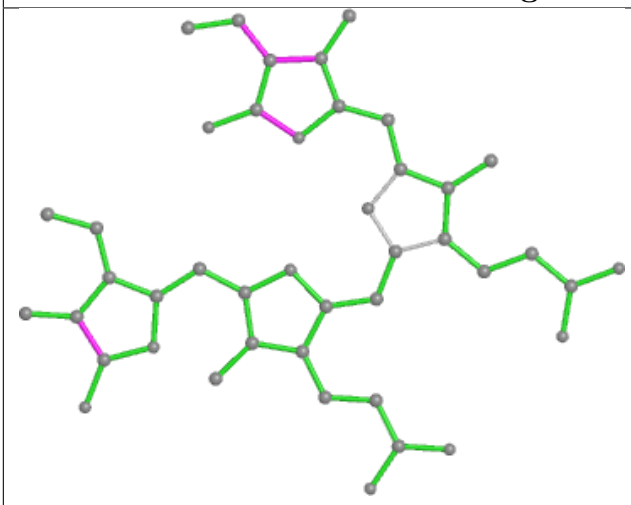

Bond lengths

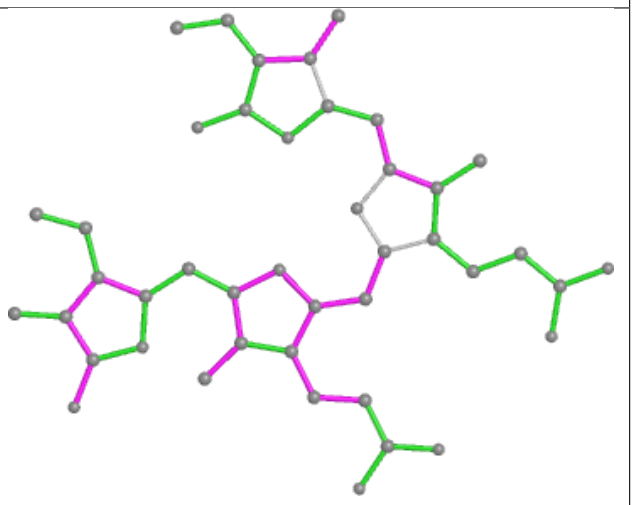

Bond angles

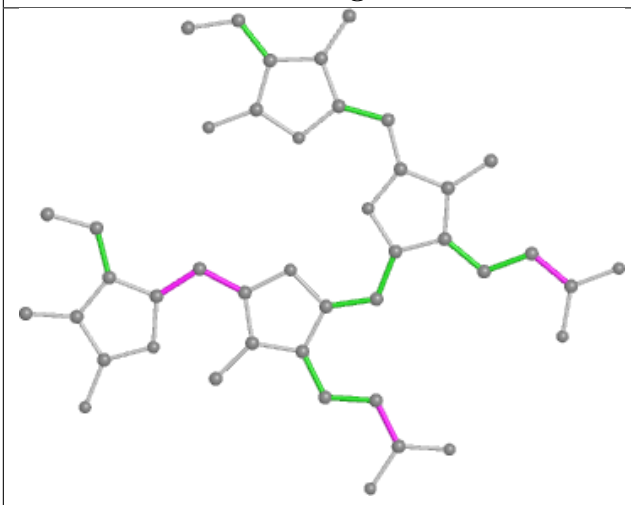

Torsions

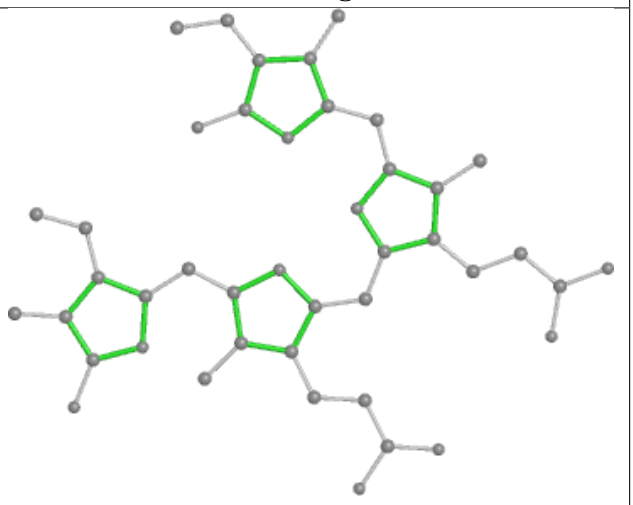

Rings

Ligand PEB E2 1002

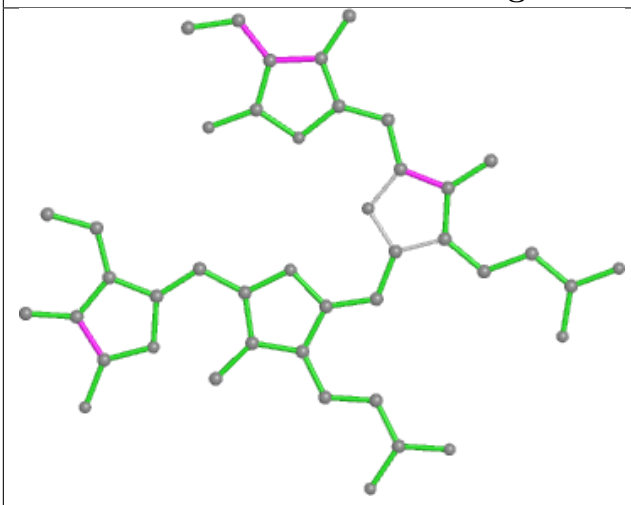

Bond lengths

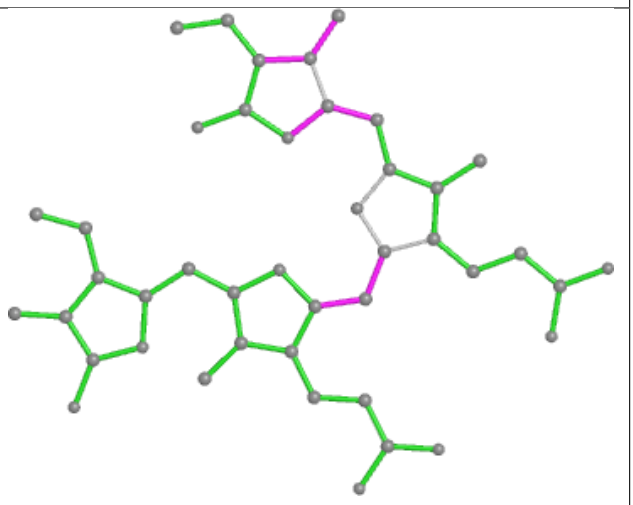

Bond angles

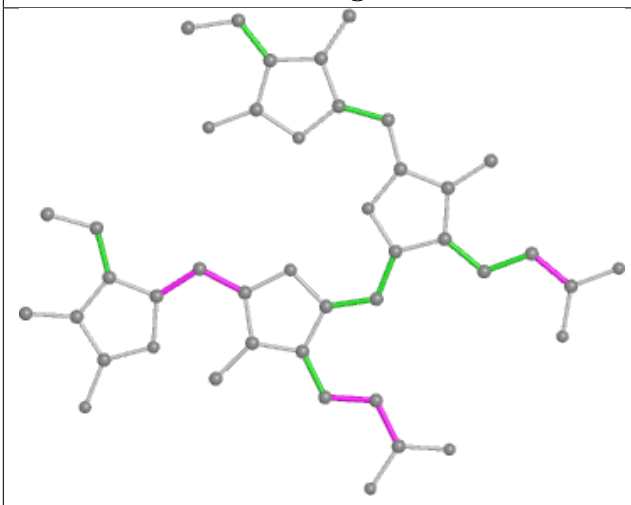

Torsions

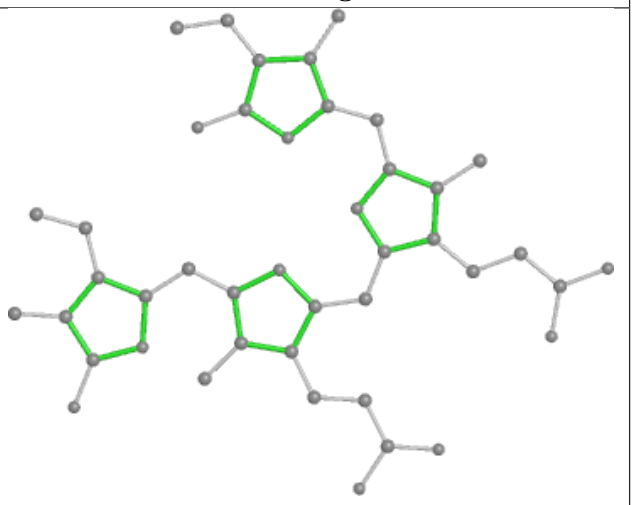

Rings

Ligand PEB gl 202

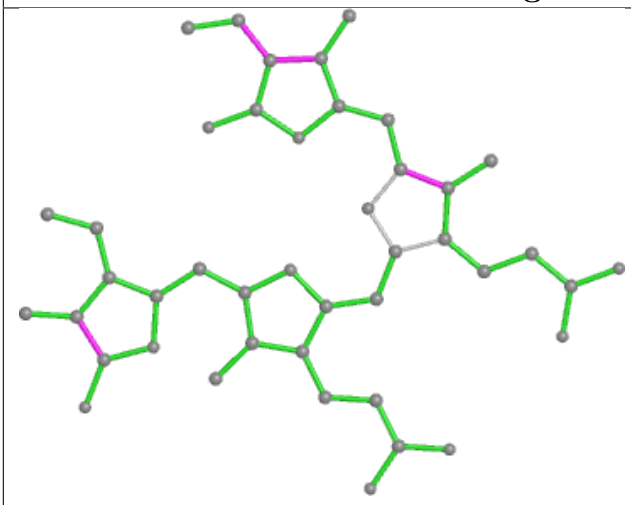

Bond lengths

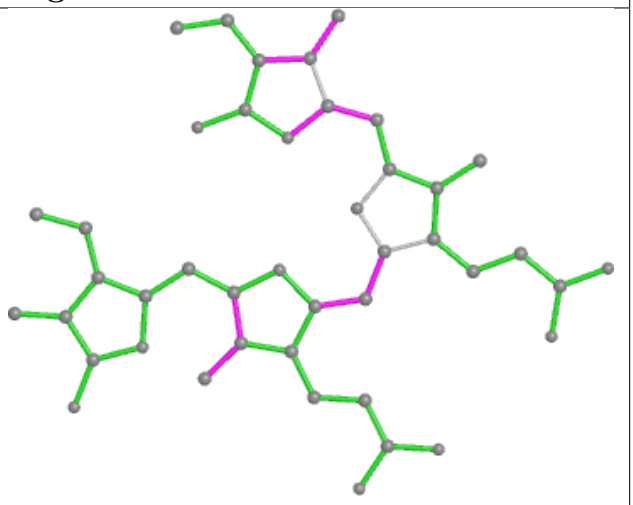

Bond angles

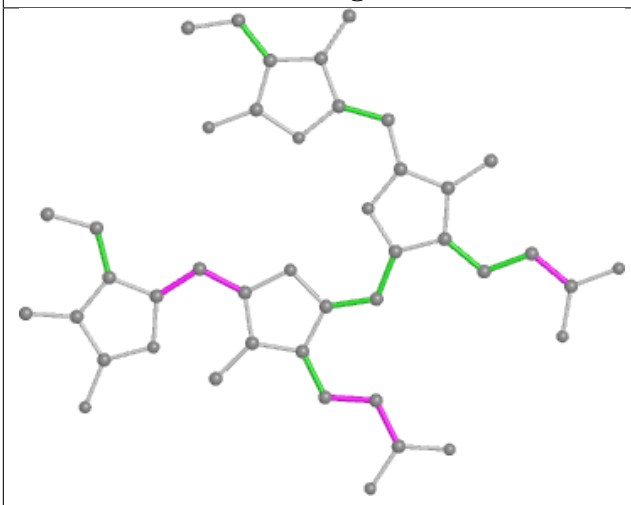

Torsions

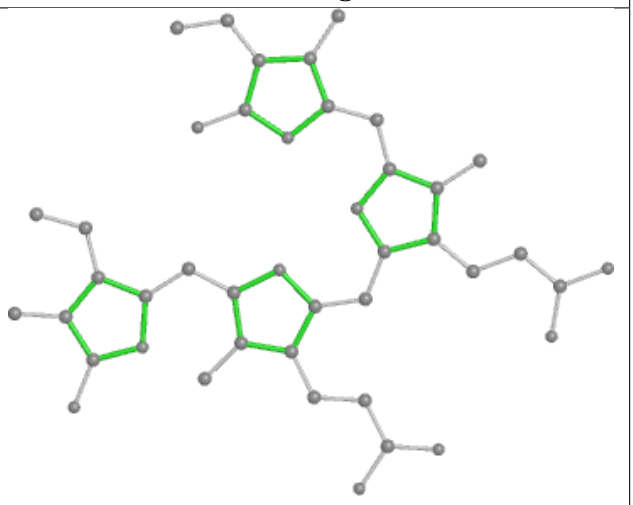

Rings

Ligand PEB lm 1001

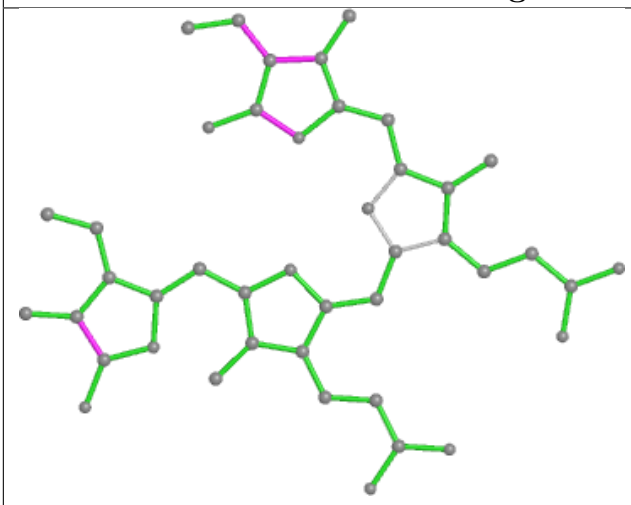

Bond lengths

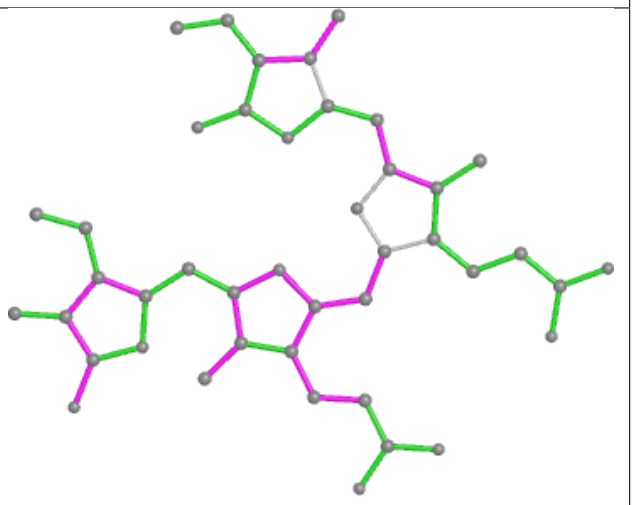

Bond angles

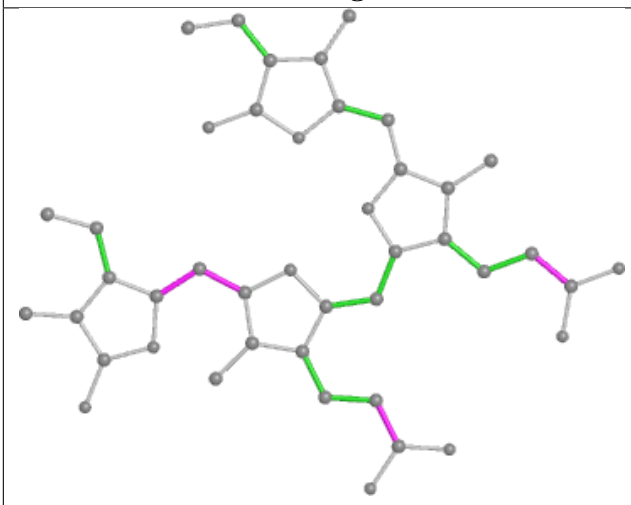

Torsions

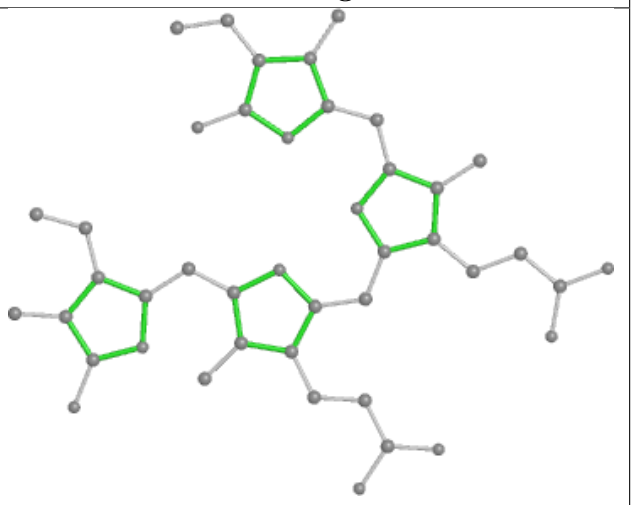

Rings

Ligand PEB O4 1002

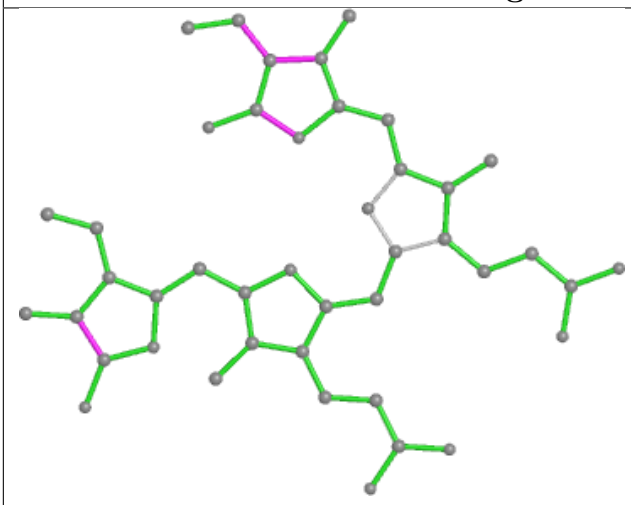

Bond lengths

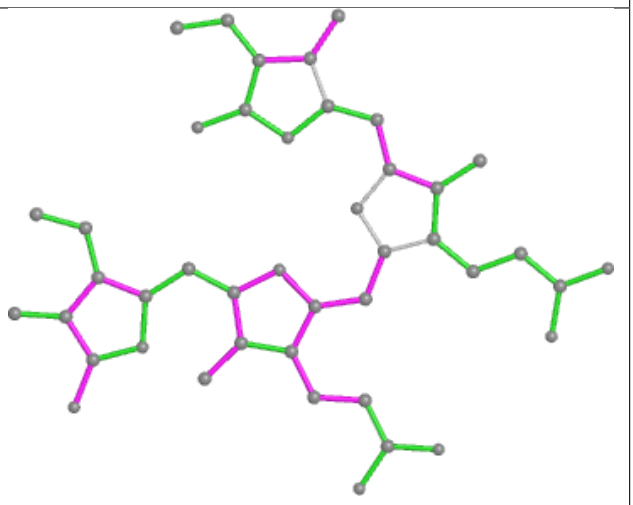

Bond angles

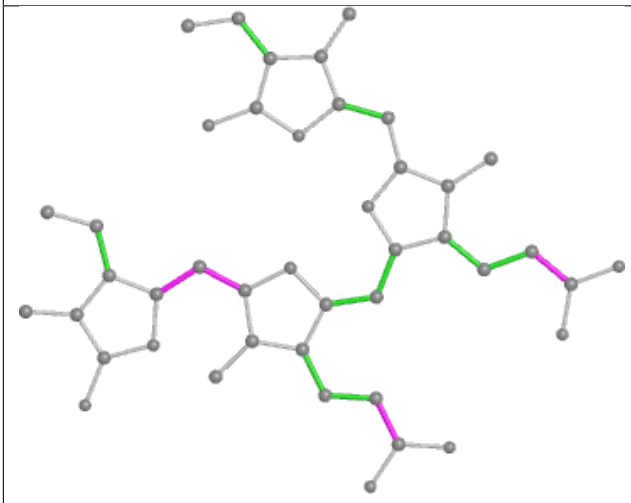

Torsions

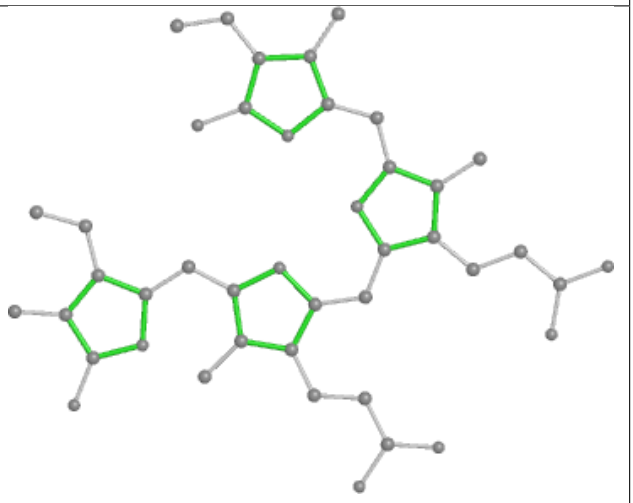

Rings

Ligand PUB ge 203

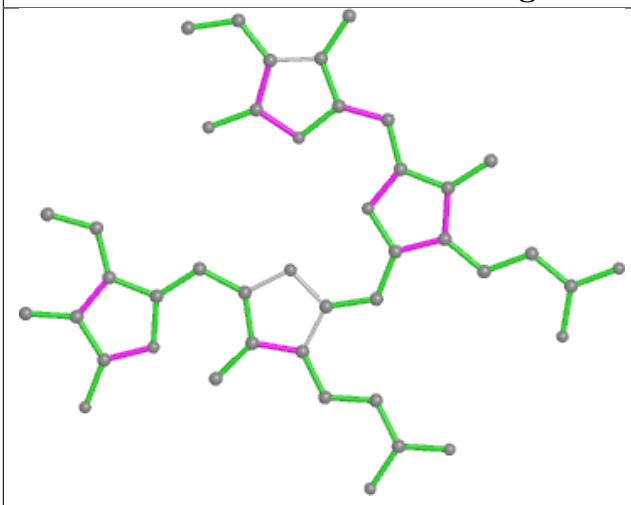

Bond lengths

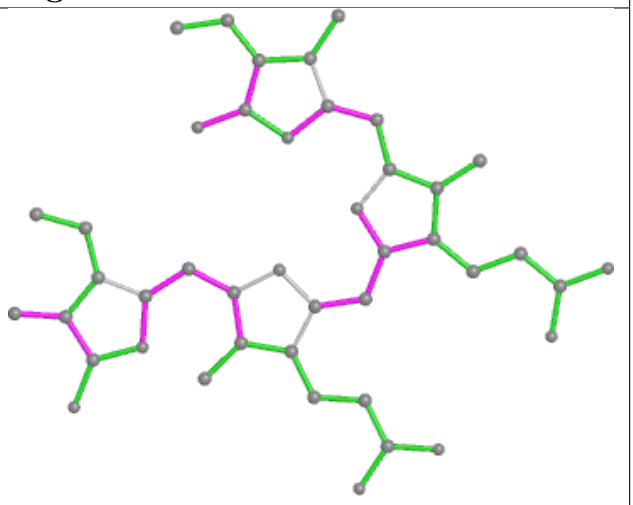

Bond angles

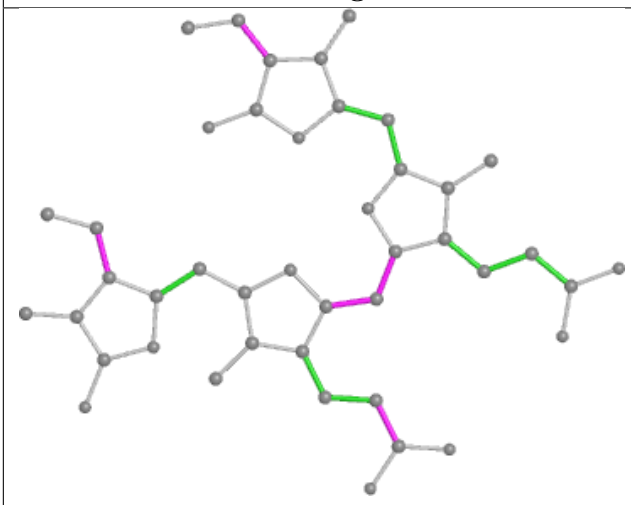

Torsions

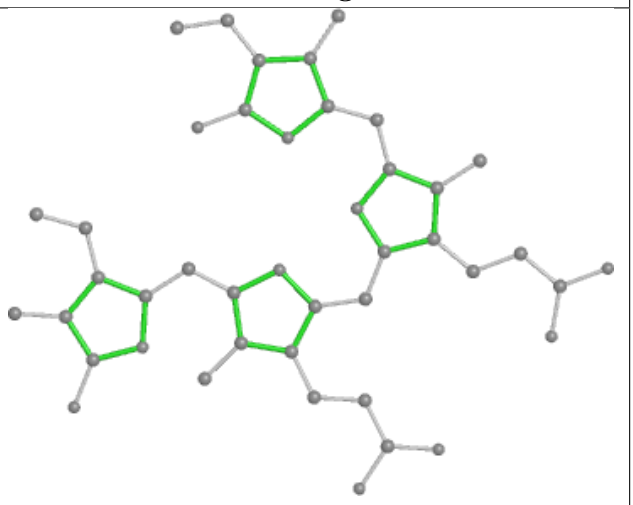

Rings

Ligand PEB A3 201

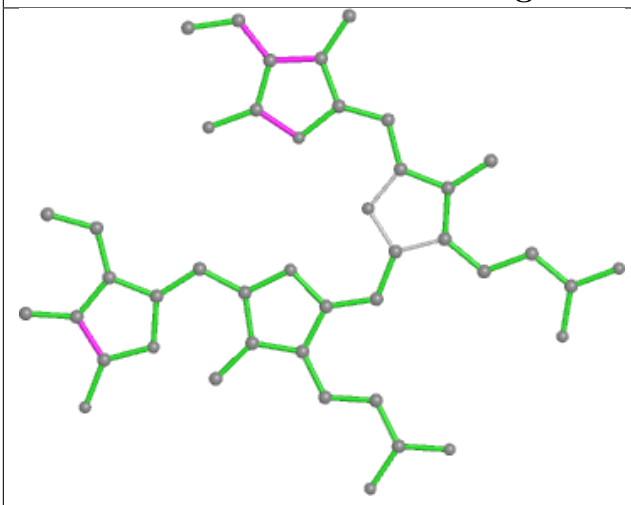

Bond lengths

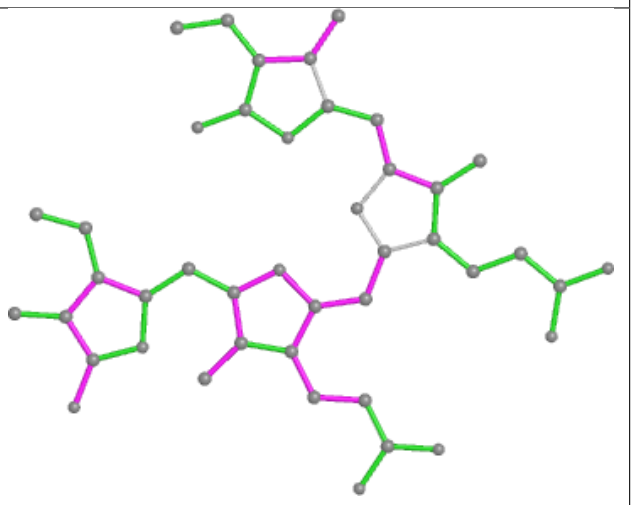

Bond angles

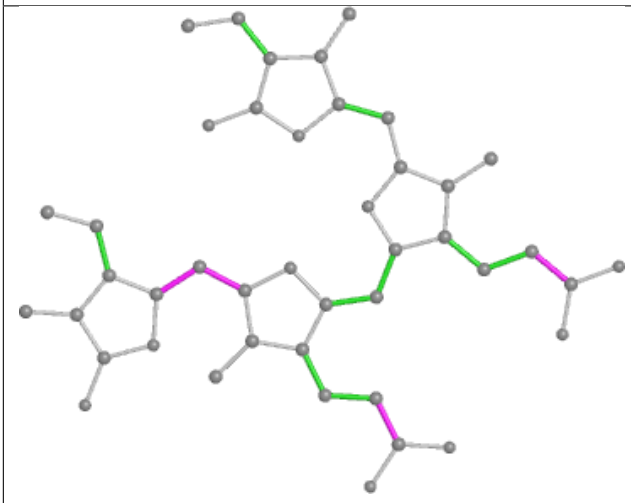

Torsions

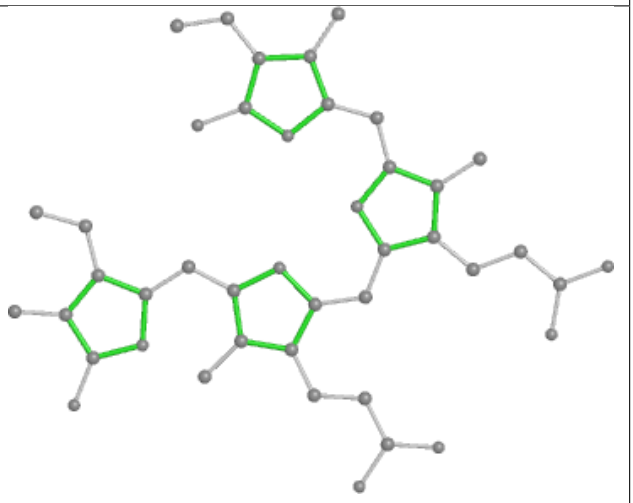

Rings

Ligand PEB w9 202

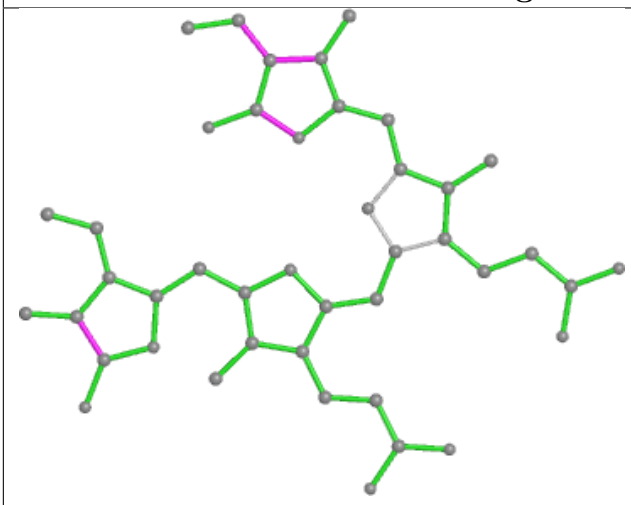

Bond lengths

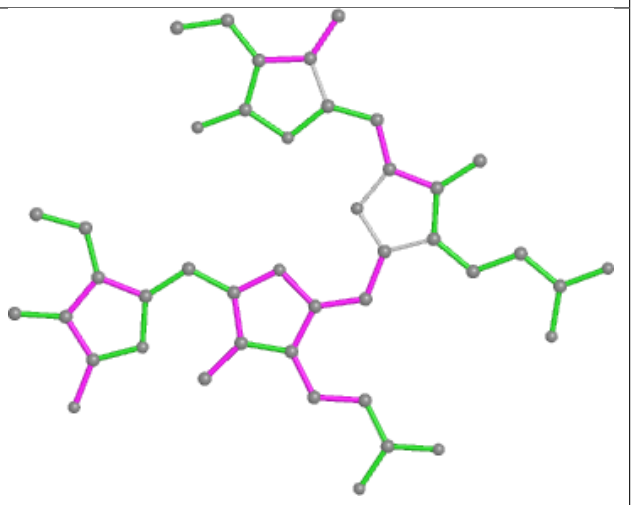

Bond angles

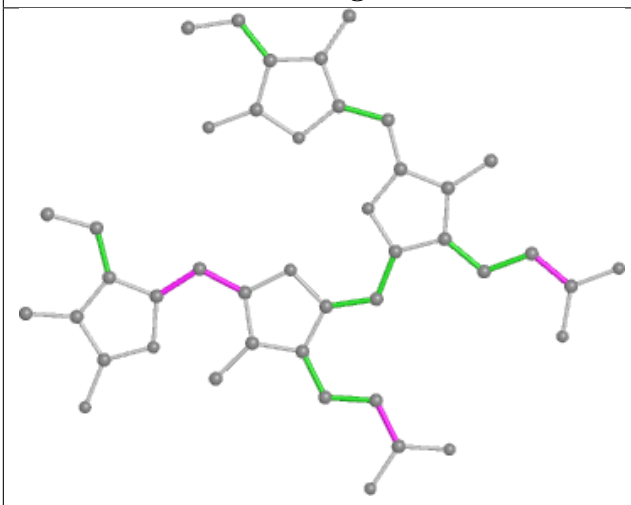

Torsions

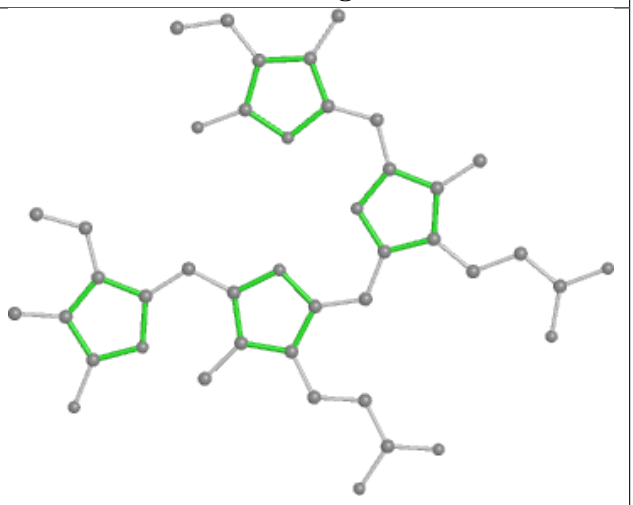

Rings

Ligand PEB c6 202

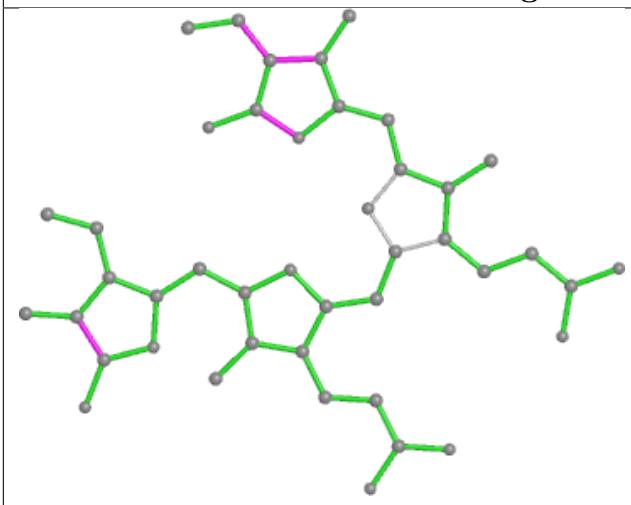

Bond lengths

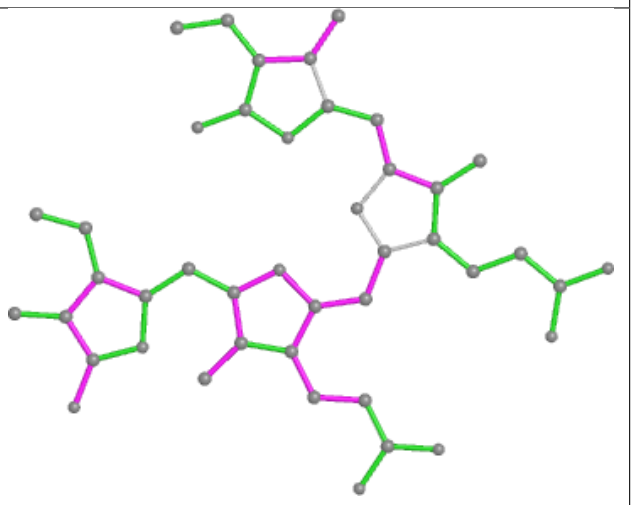

Bond angles

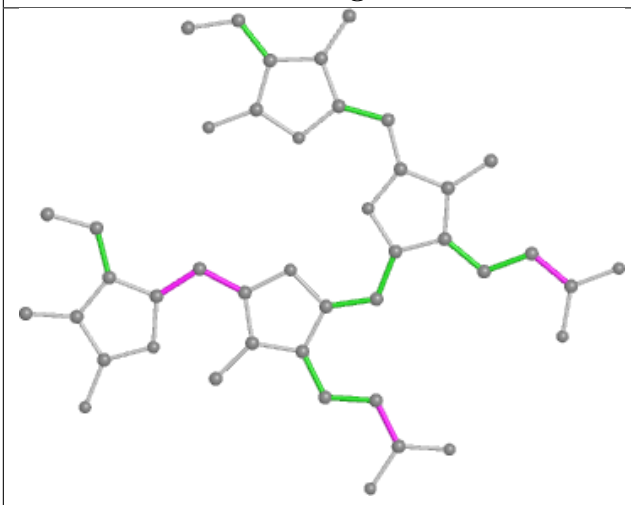

Torsions

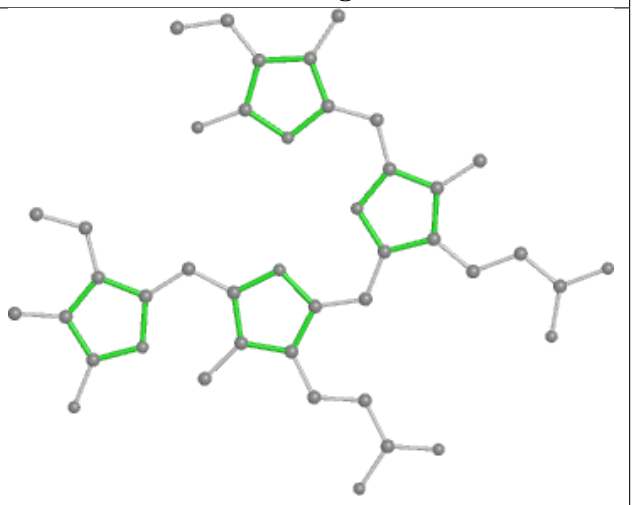

Rings

Ligand PEB S6 201

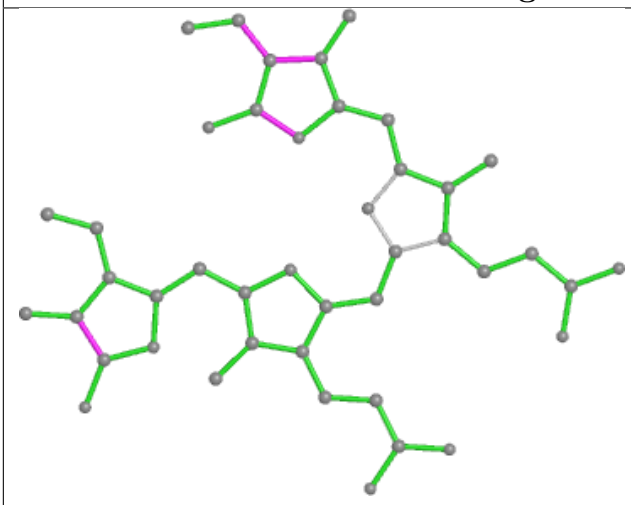

Bond lengths

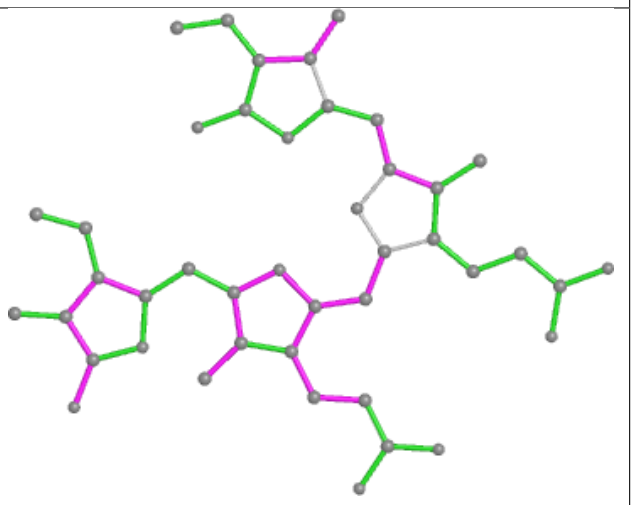

Bond angles

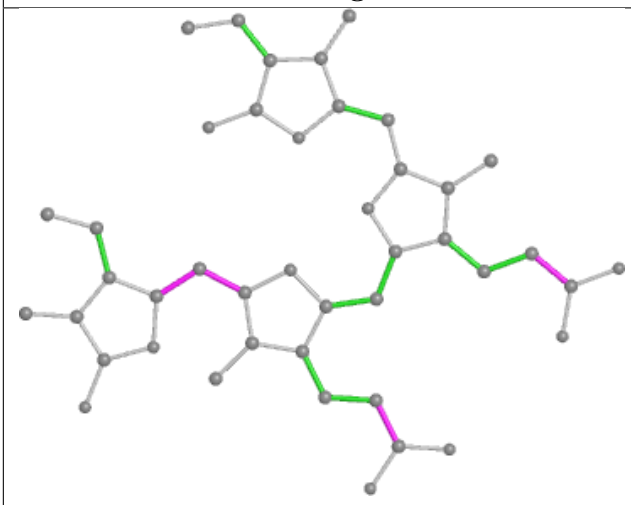

Torsions

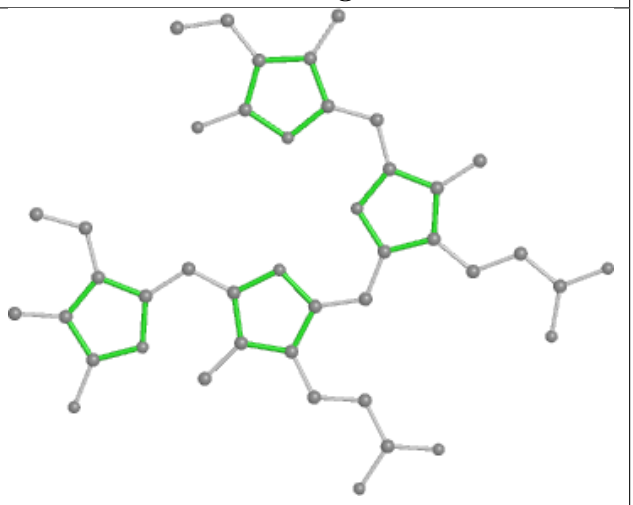

Rings

Ligand PEB f8 202

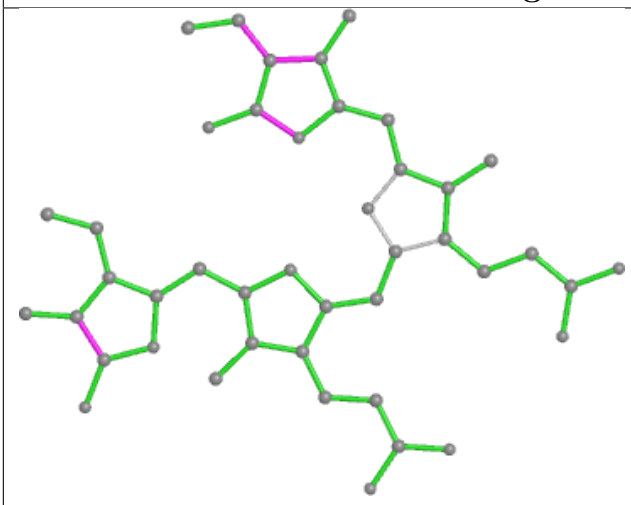

Bond lengths

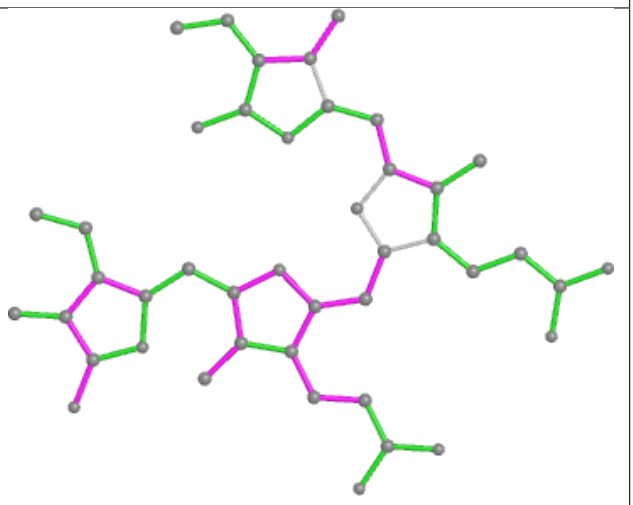

Bond angles

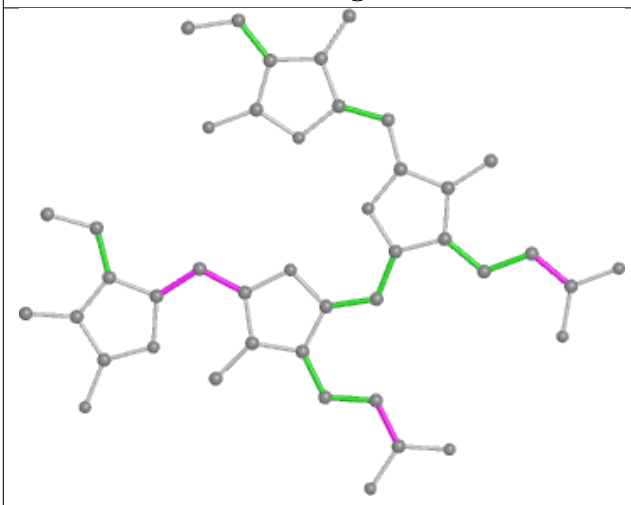

Torsions

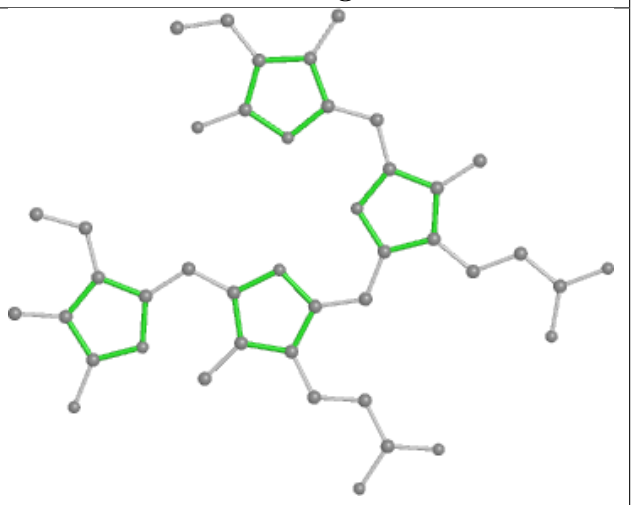

Rings

Ligand PEB l3 201

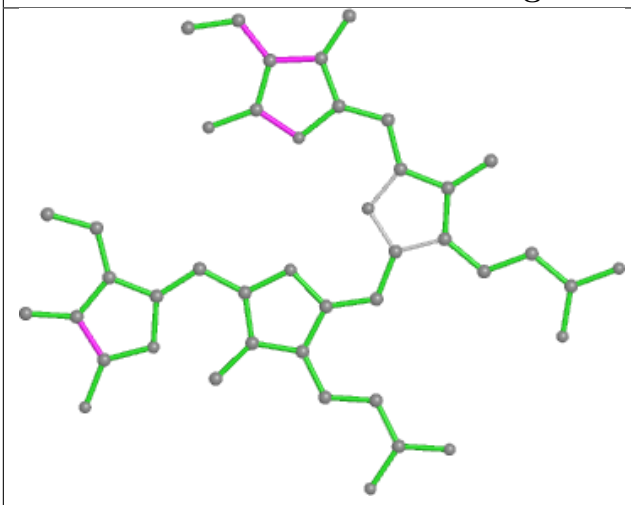

Bond lengths

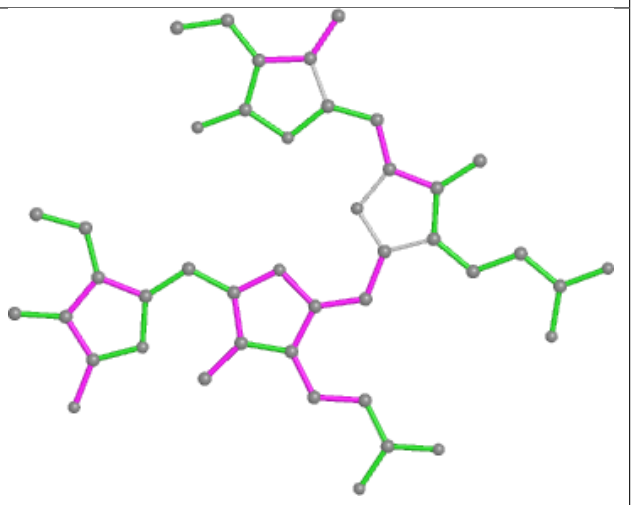

Bond angles

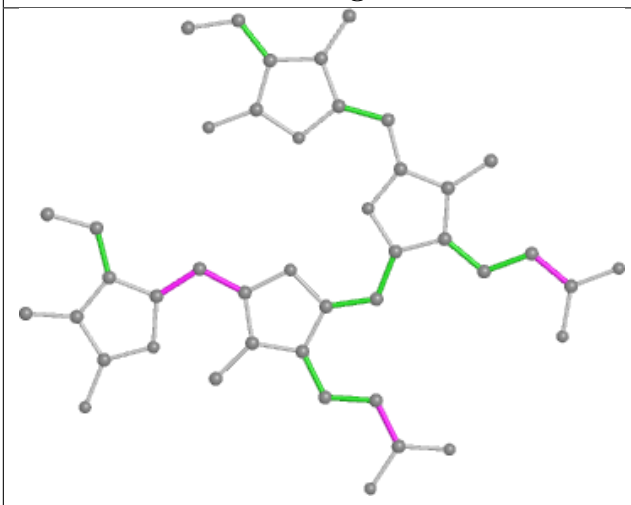

Torsions

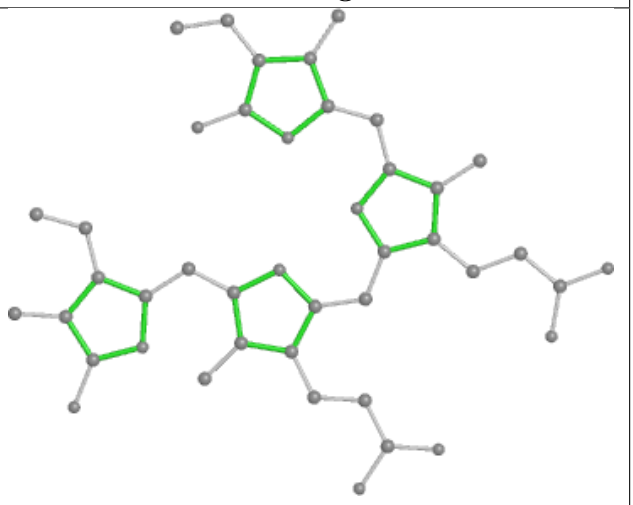

Rings

Ligand PEB bh 202

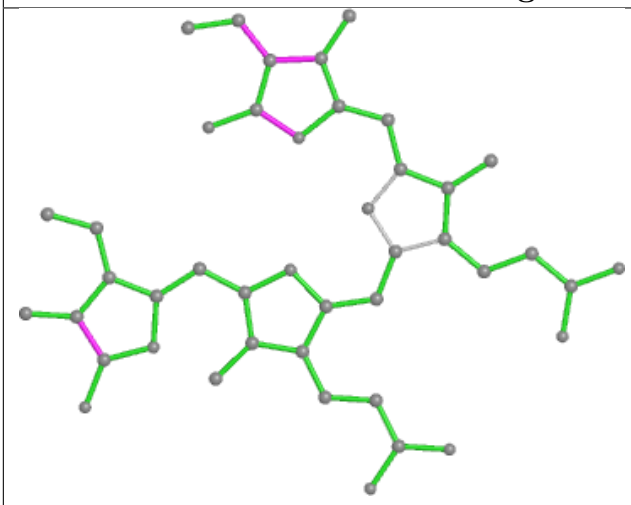

Bond lengths

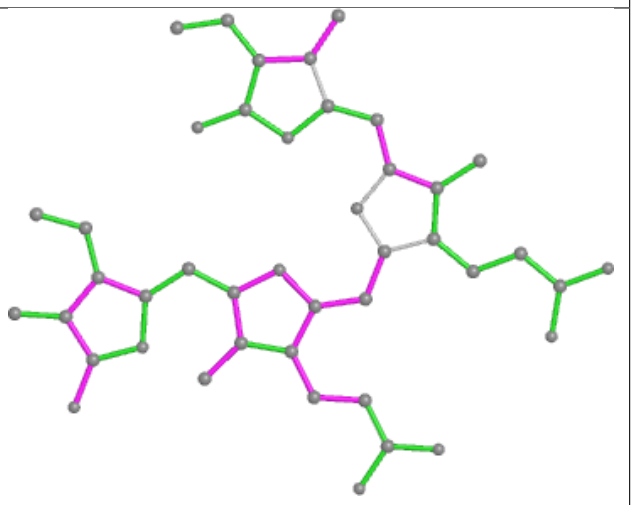

Bond angles

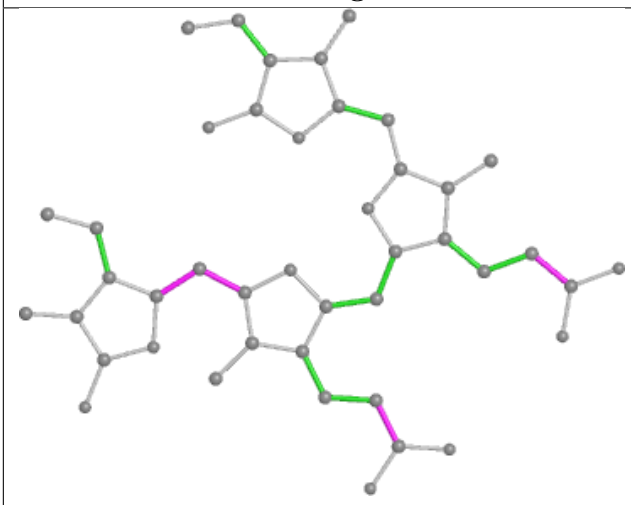

Torsions

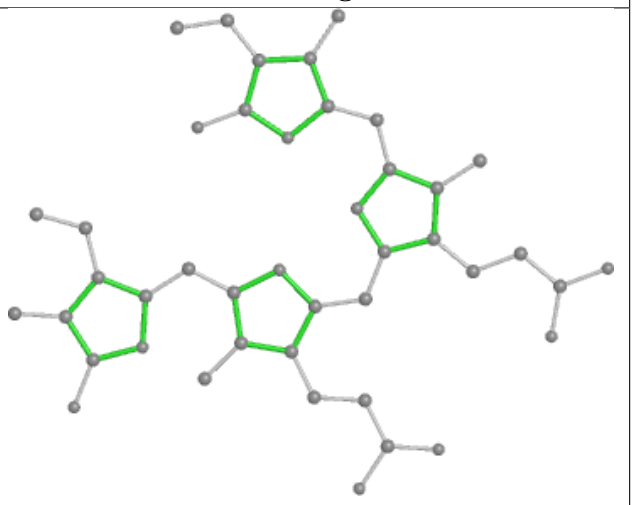

Rings

Ligand PEB do 201

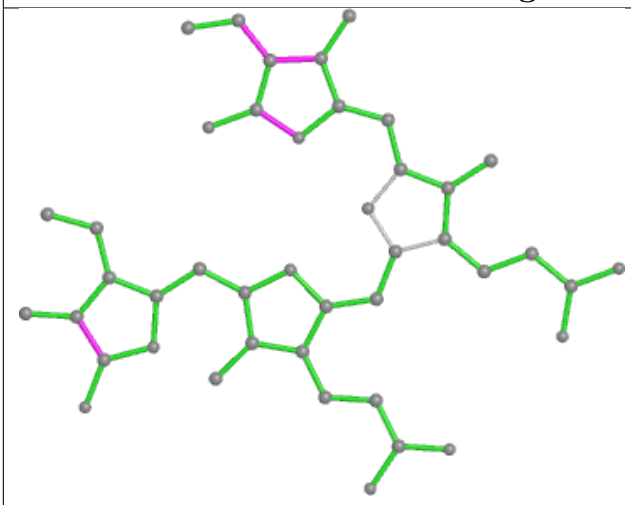

Bond lengths

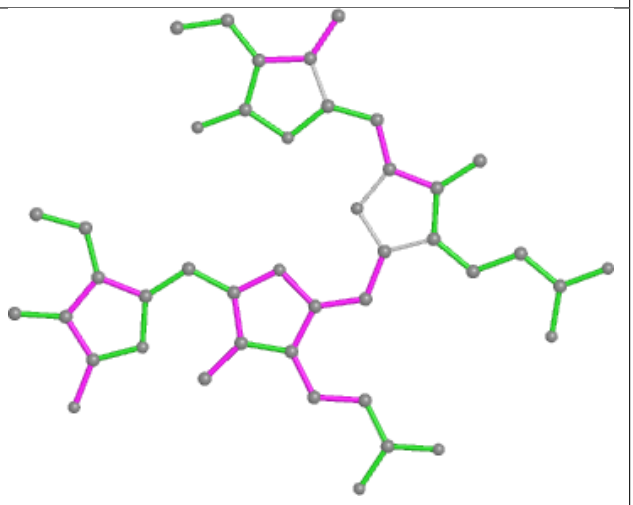

Bond angles

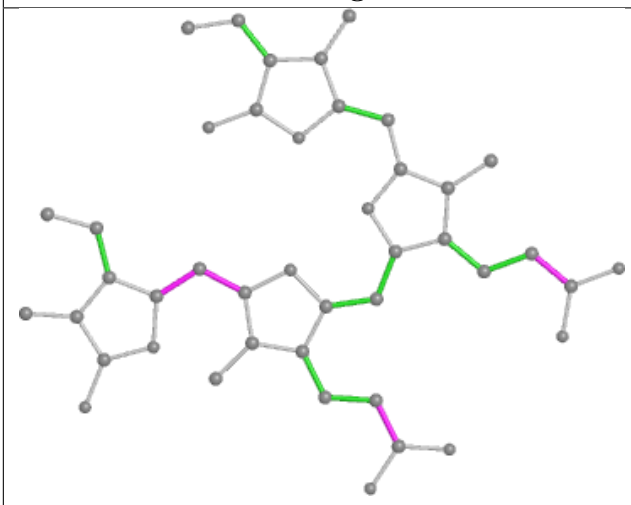

Torsions

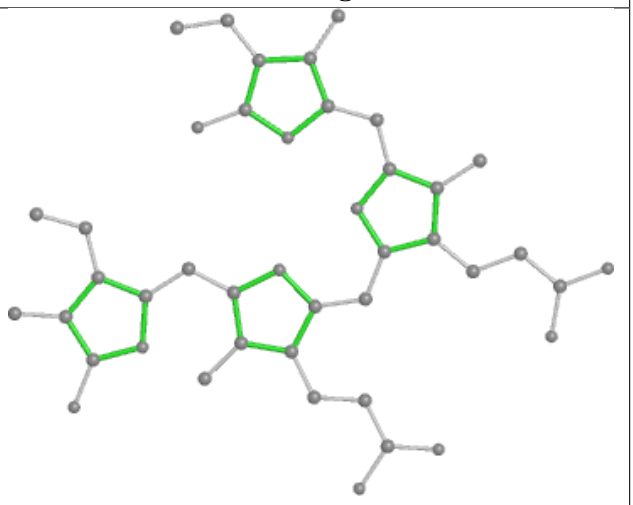

Rings

Ligand PUB jL 1003

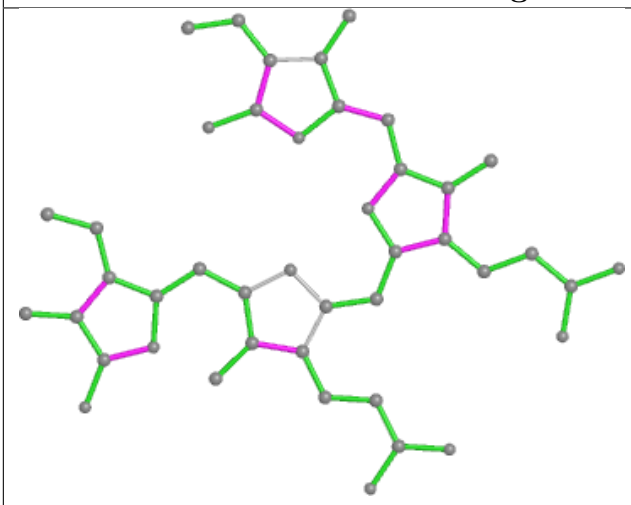

Bond lengths

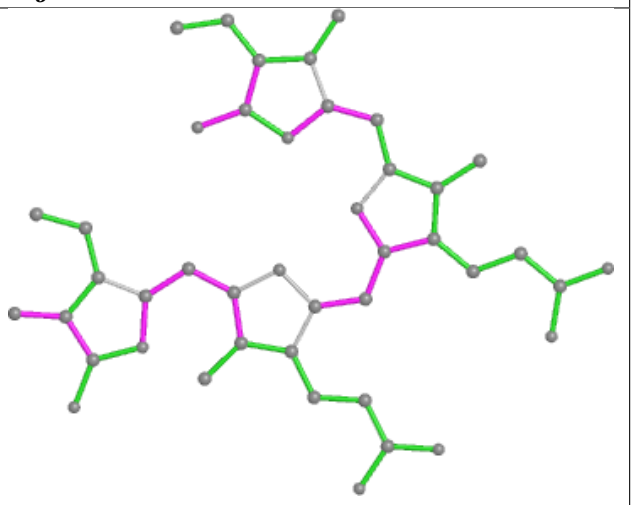

Bond angles

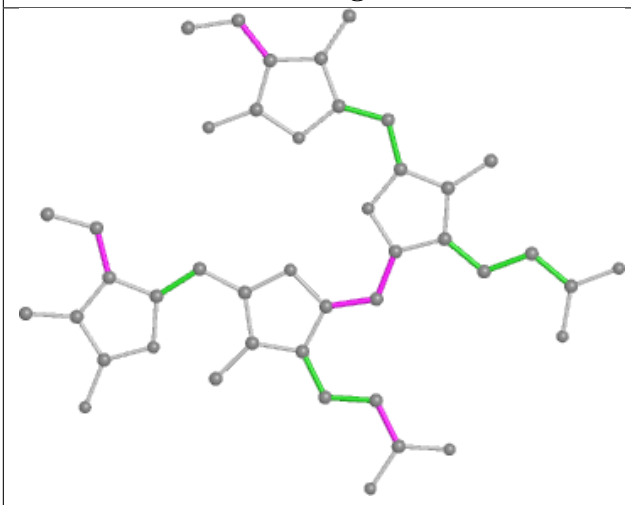

Torsions

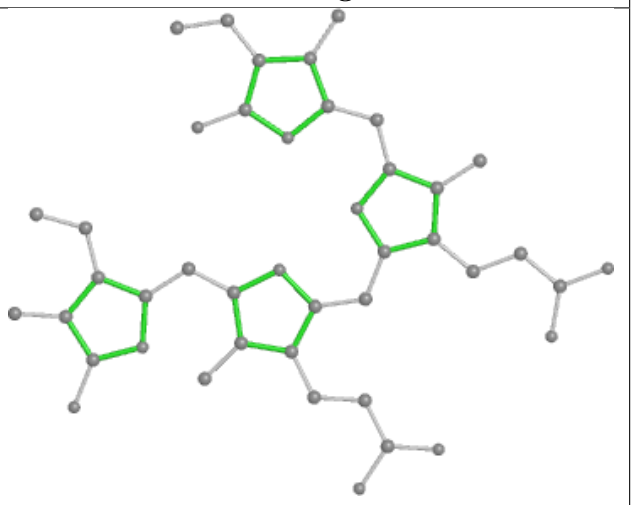

Rings

Ligand PEB t9 202

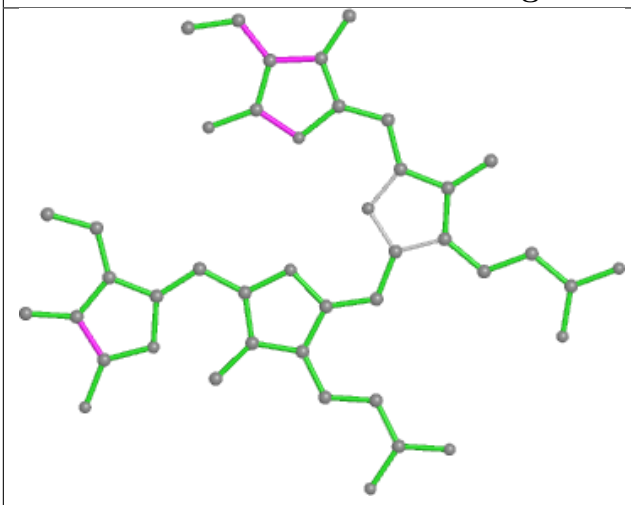

Bond lengths

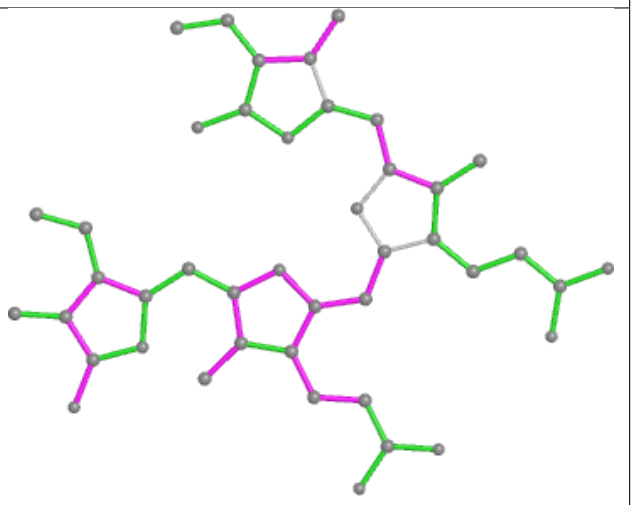

Bond angles

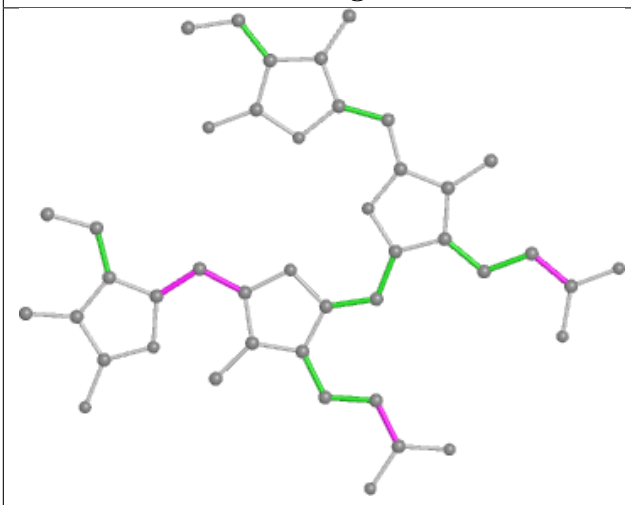

Torsions

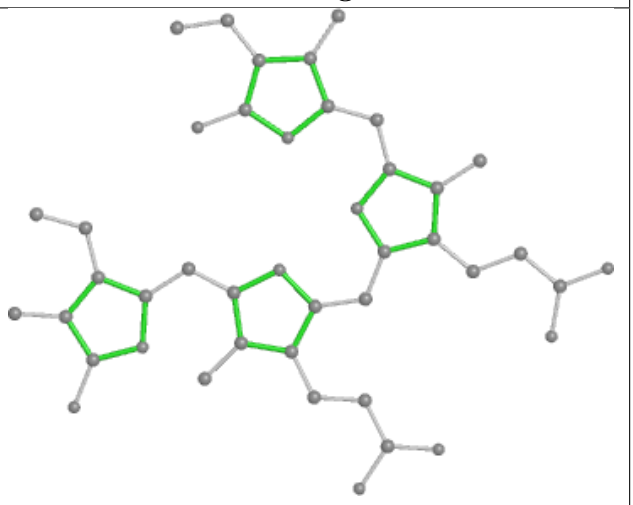

Rings

Ligand PEB cO 202

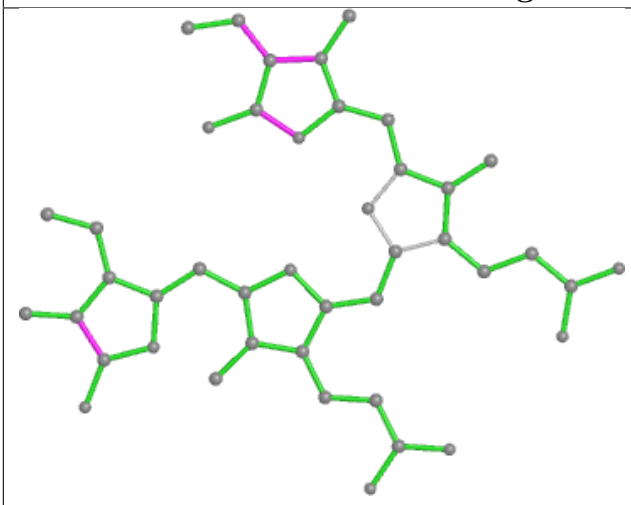

Bond lengths

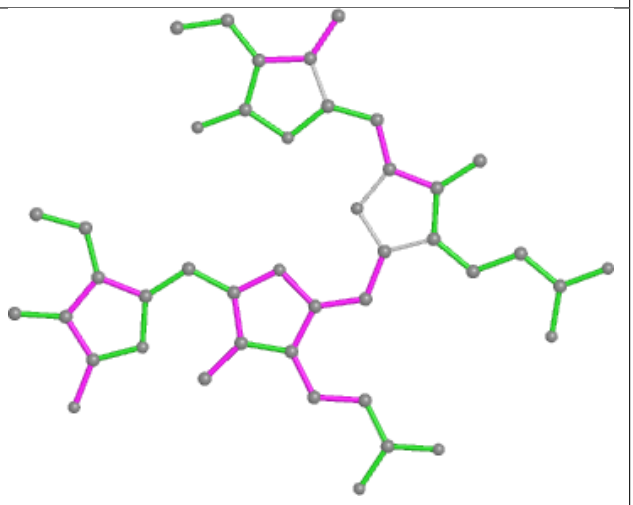

Bond angles

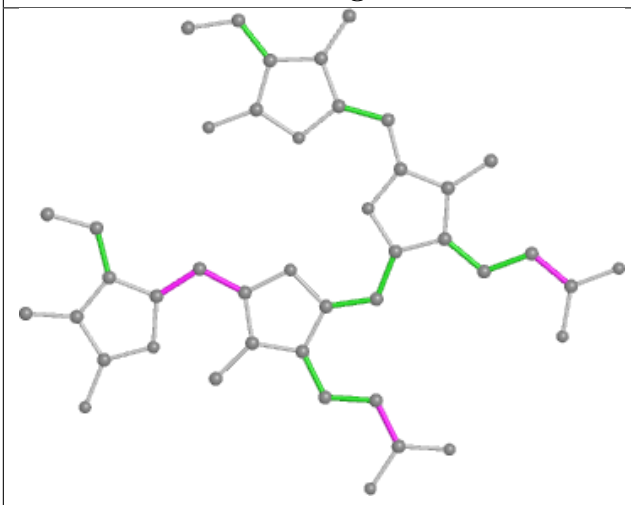

Torsions

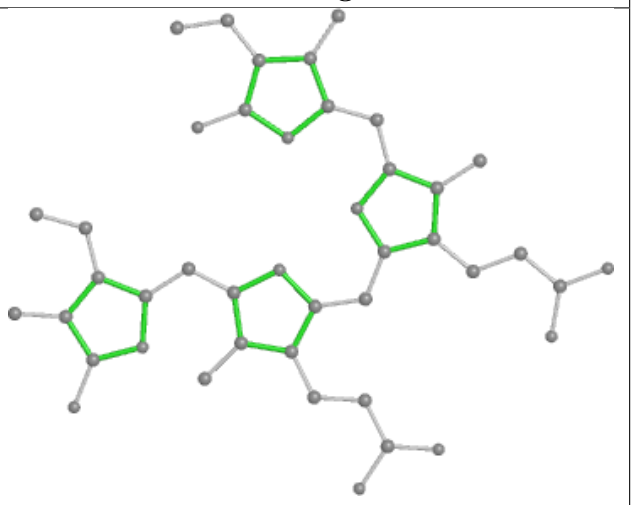

Rings

Ligand PUB dj 203

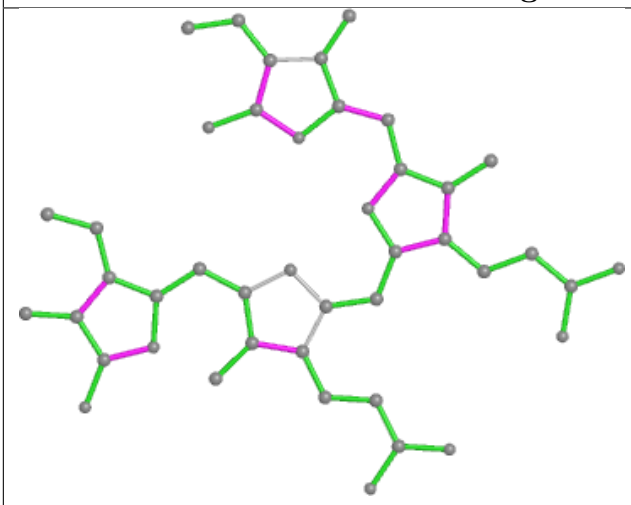

Bond lengths

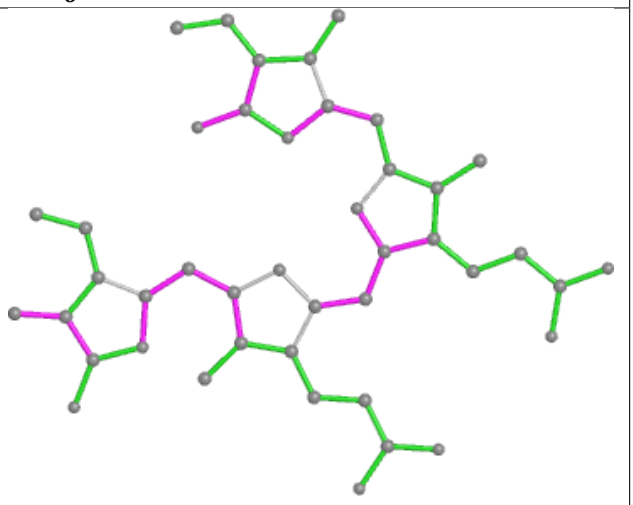

Bond angles

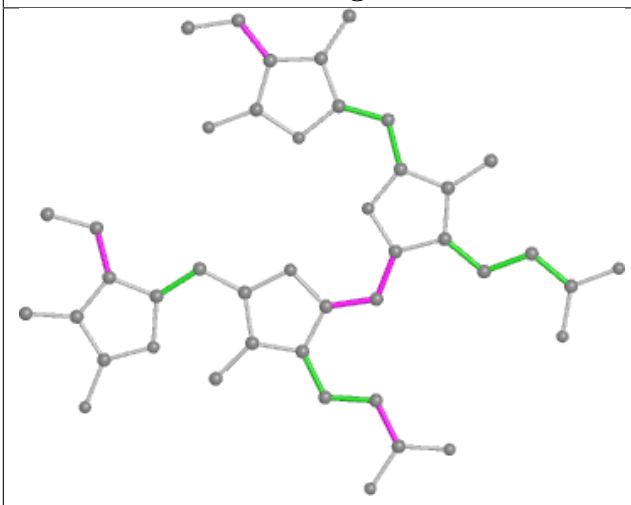

Torsions

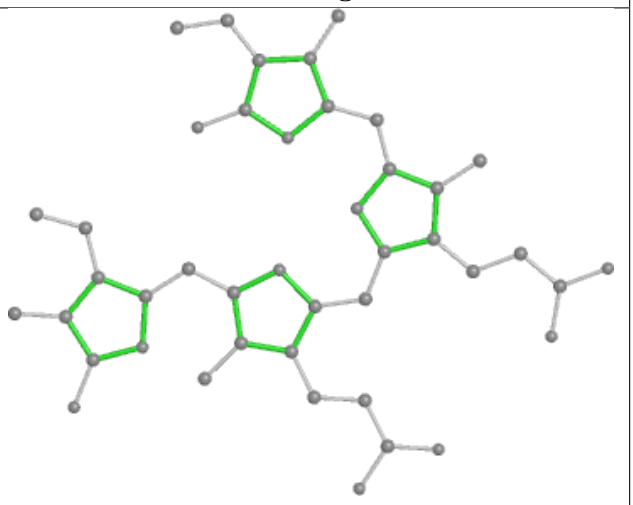

Rings

Ligand PEB fj 201

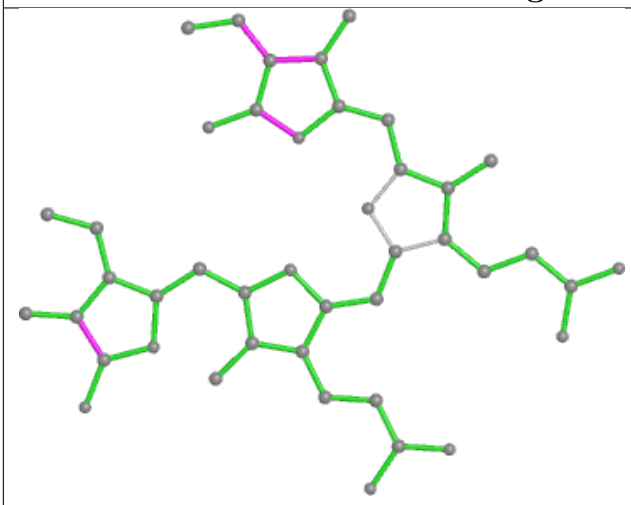

Bond lengths

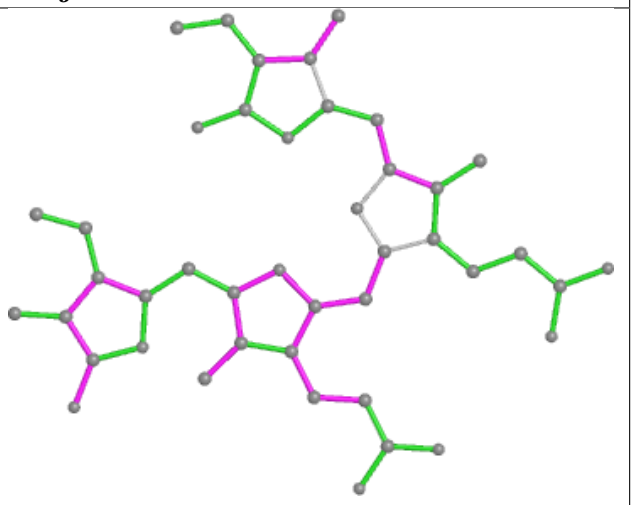

Bond angles

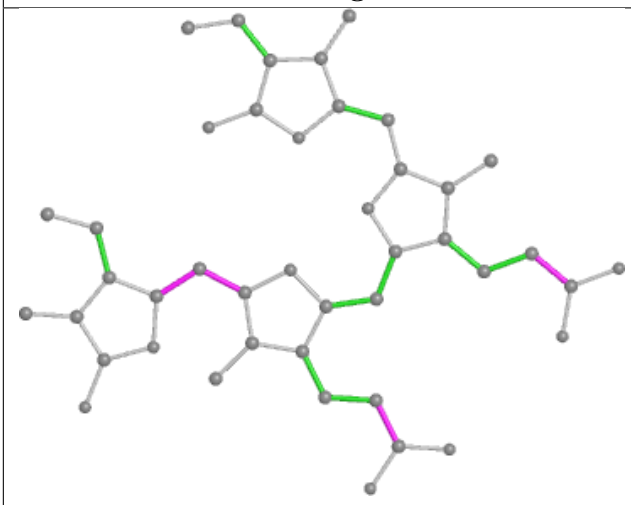

Torsions

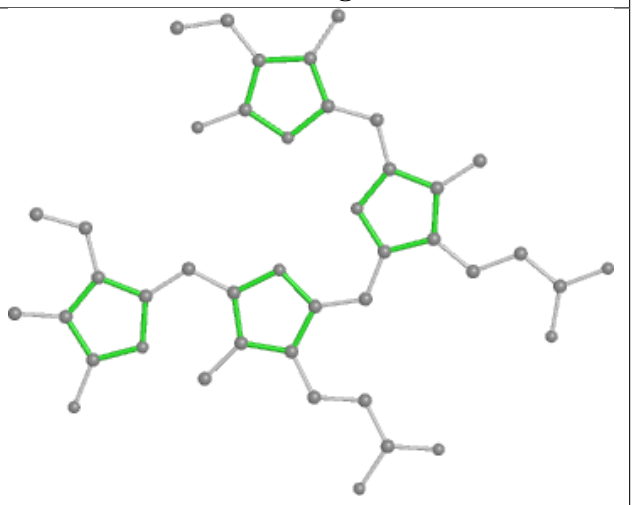

Rings

Ligand PEB by 1001

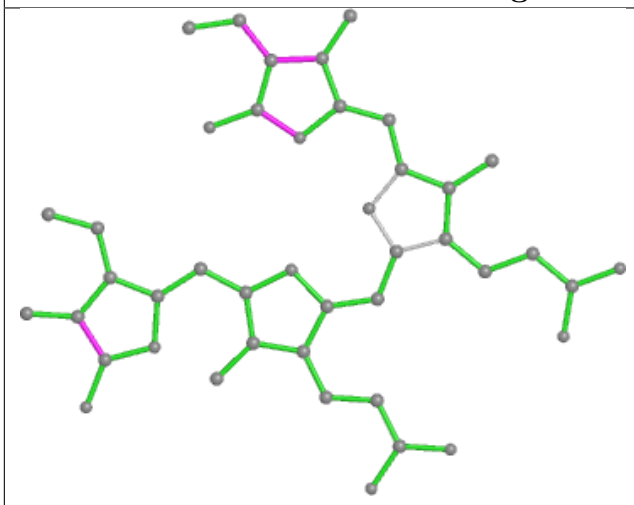

Bond lengths

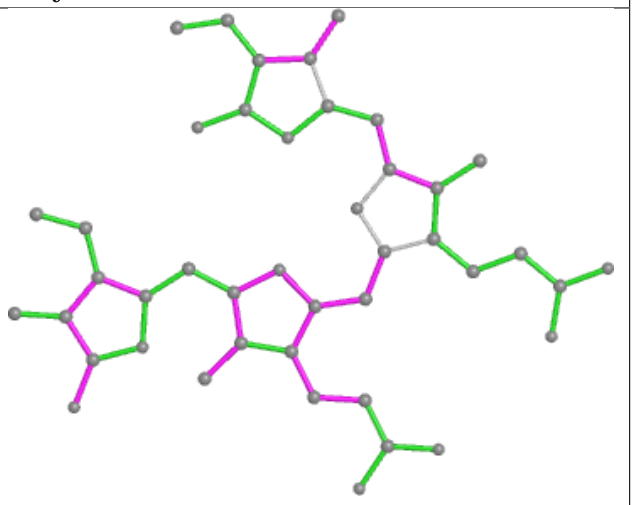

Bond angles

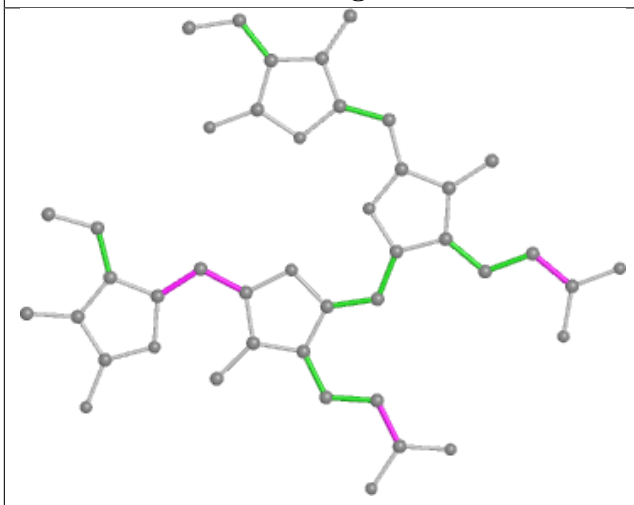

Torsions

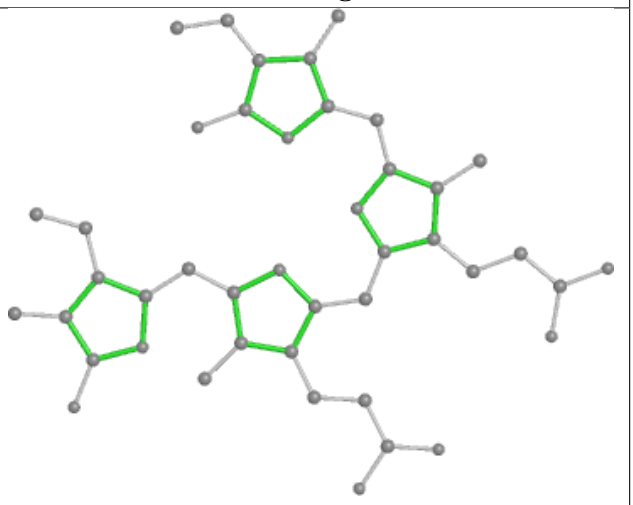

Rings

Ligand PEB C5 202

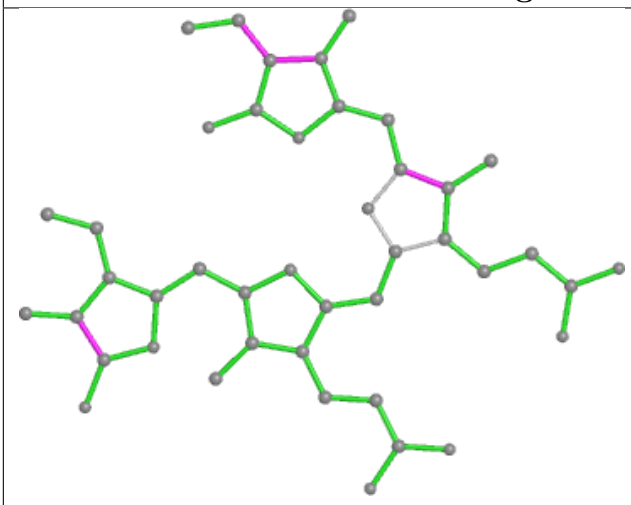

Bond lengths

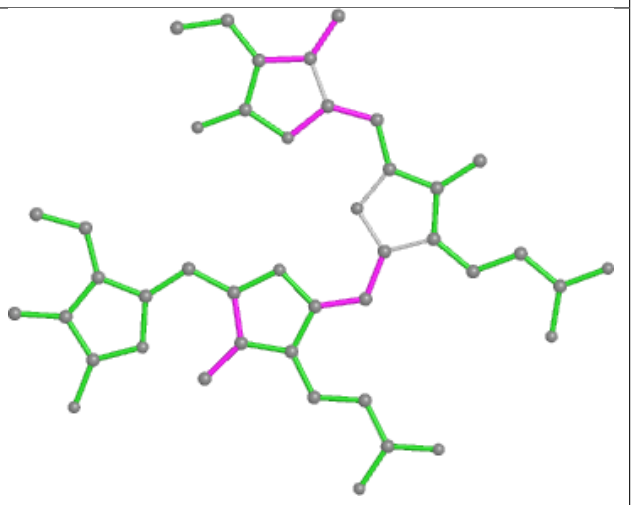

Bond angles

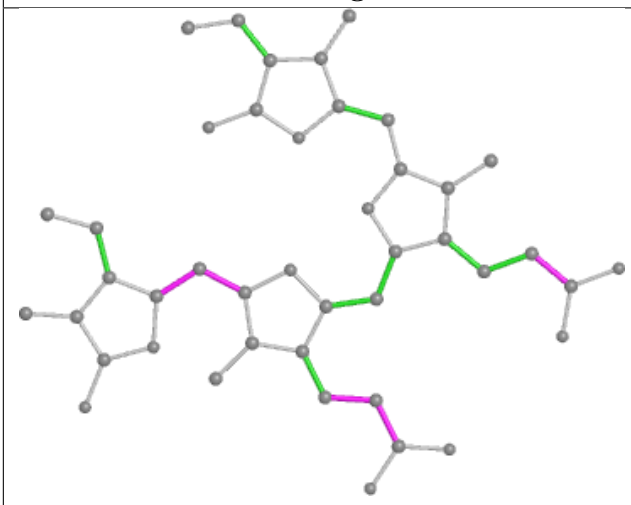

Torsions

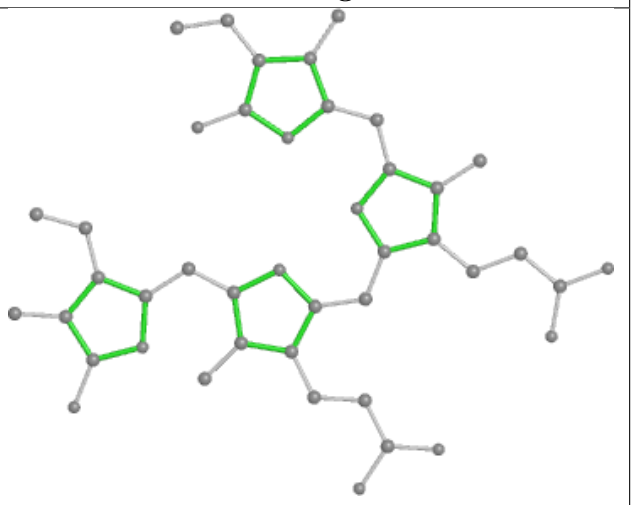

Rings

Ligand PEB F6 202

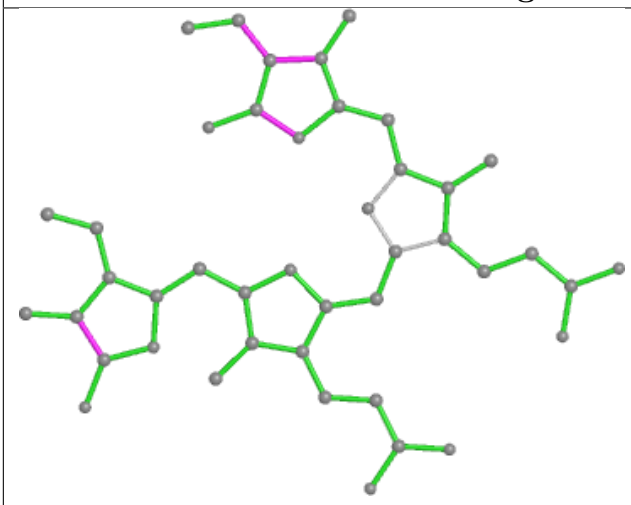

Bond lengths

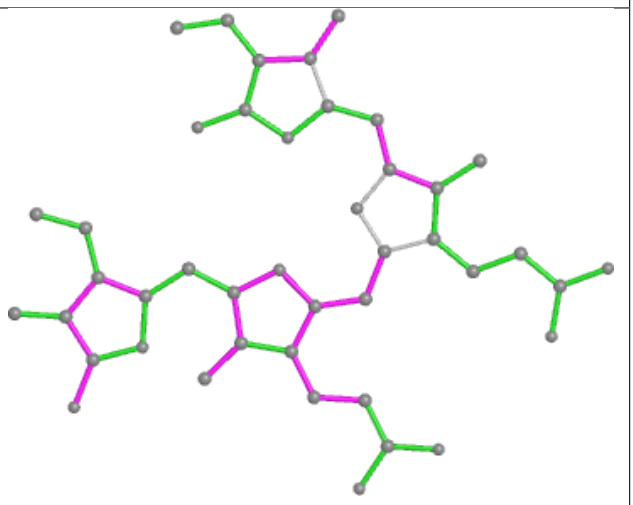

Bond angles

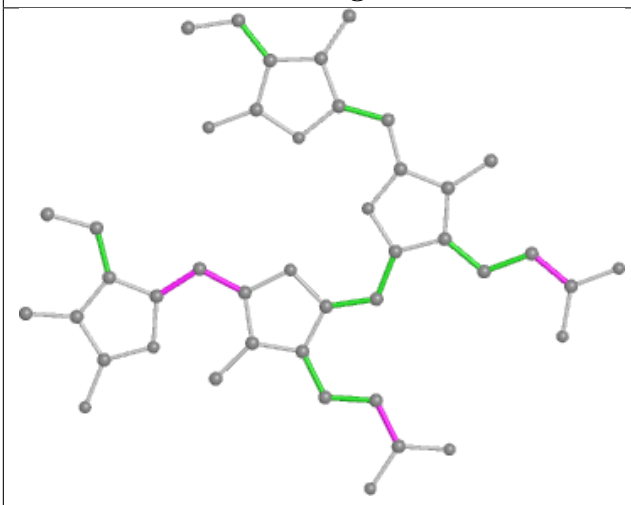

Torsions

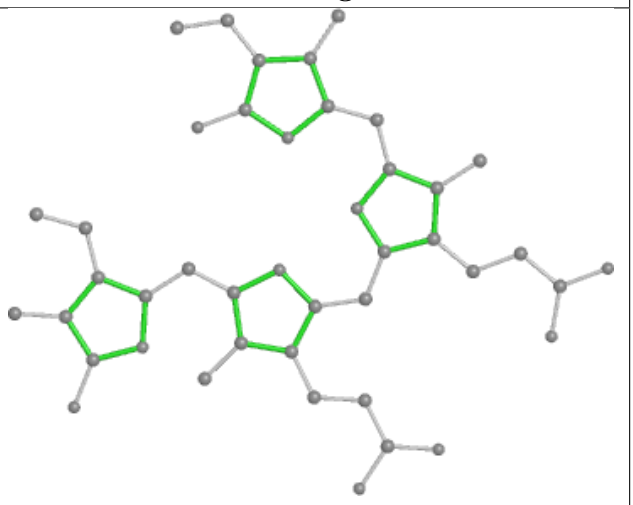

Rings

Ligand PEB gs 202

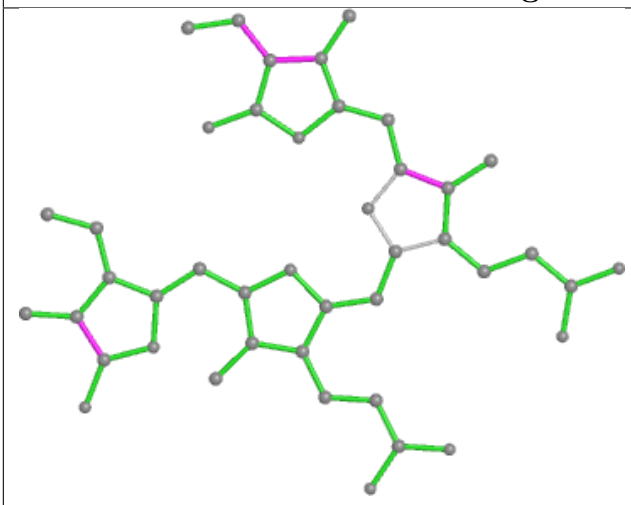

Bond lengths

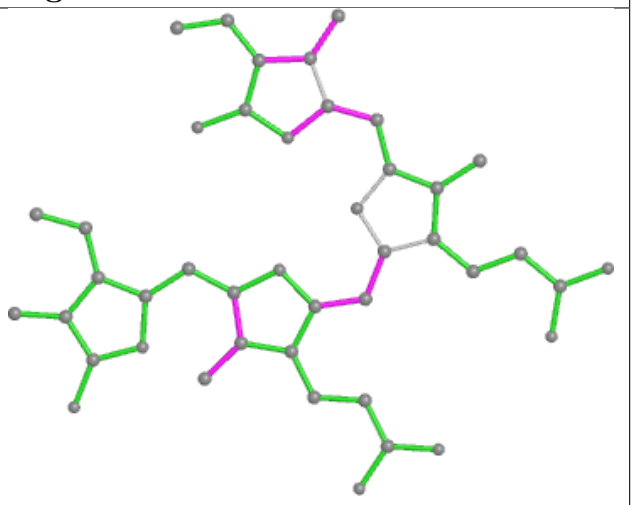

Bond angles

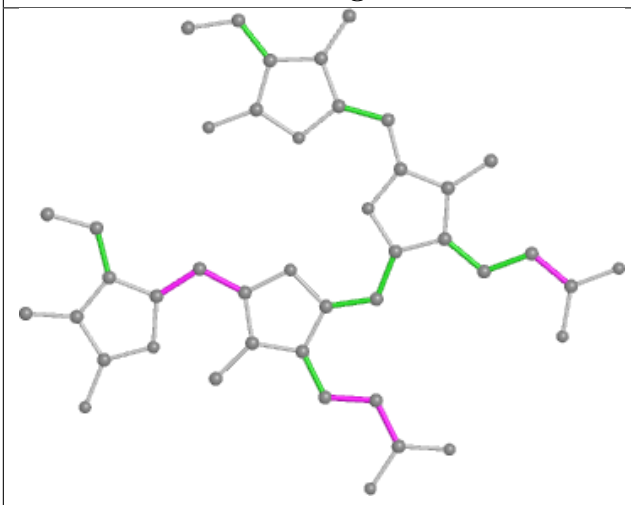

Torsions

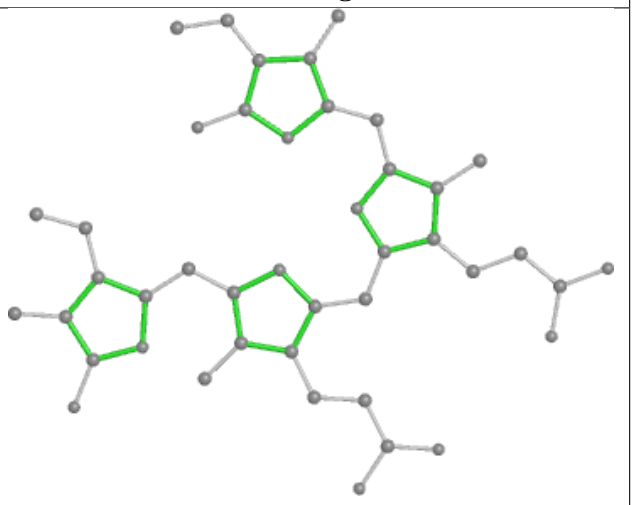

Rings

Ligand PEB Z5 301

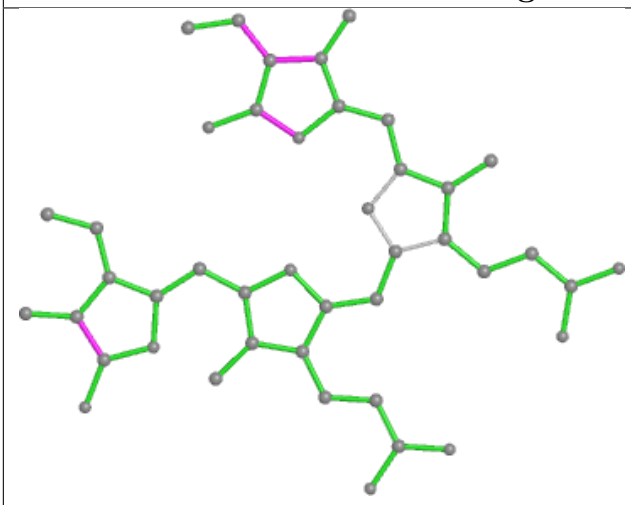

Bond lengths

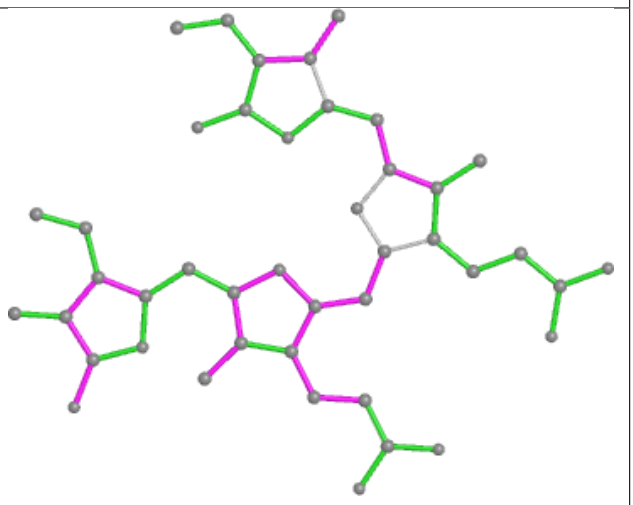

Bond angles

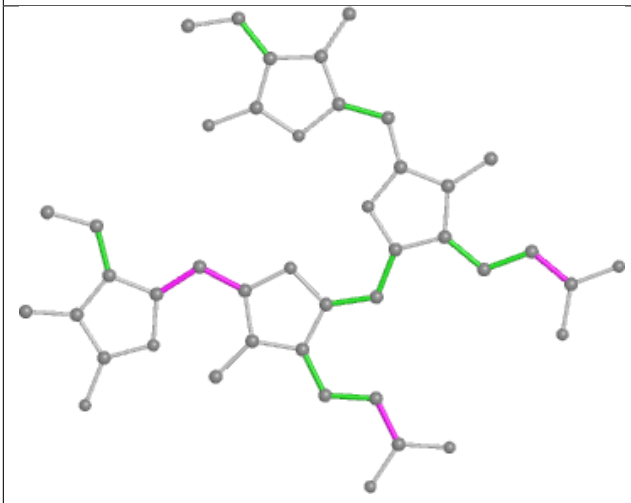

Torsions

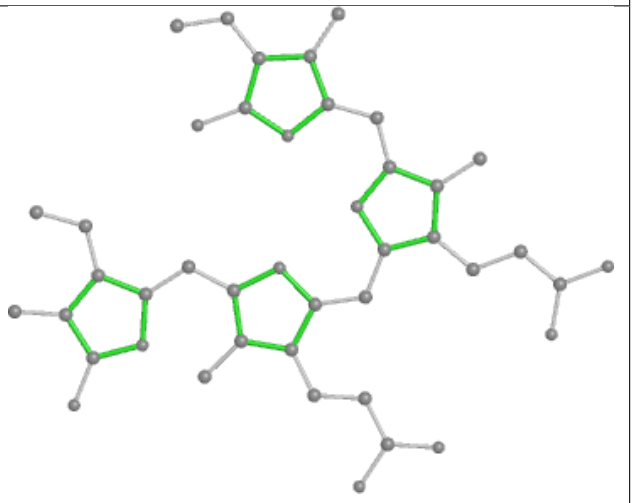

Rings

Ligand PEB g4 202

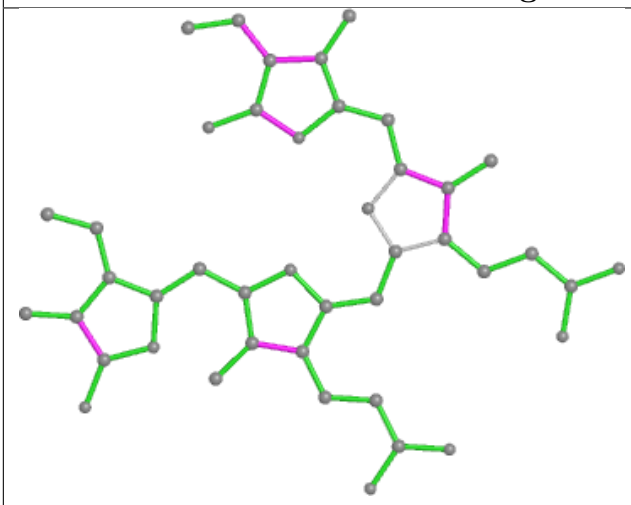

Bond lengths

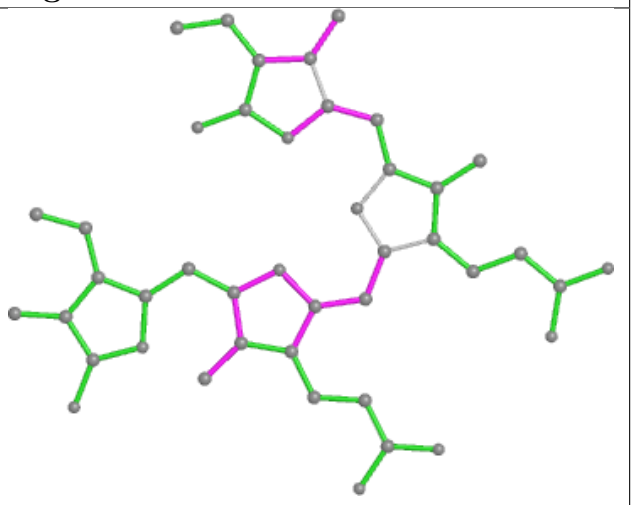

Bond angles

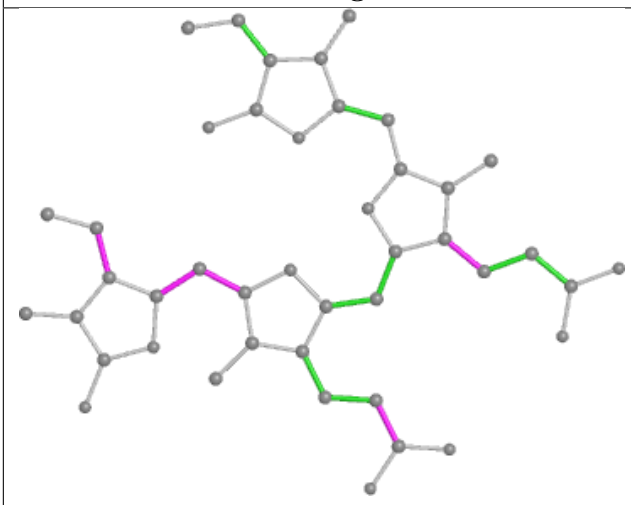

Torsions

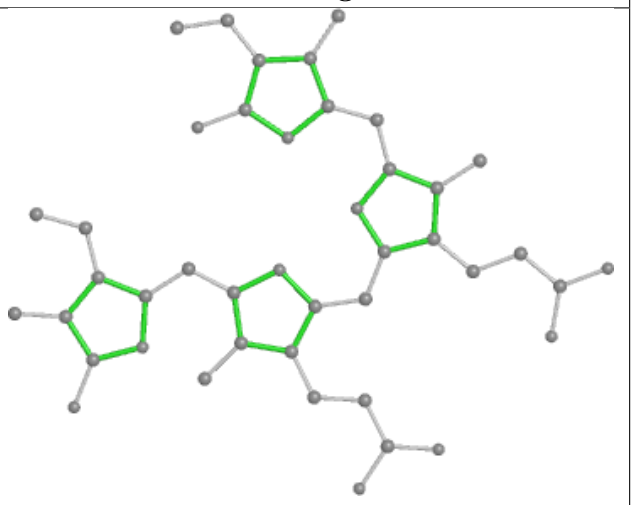

Rings

Ligand PEB U4 201

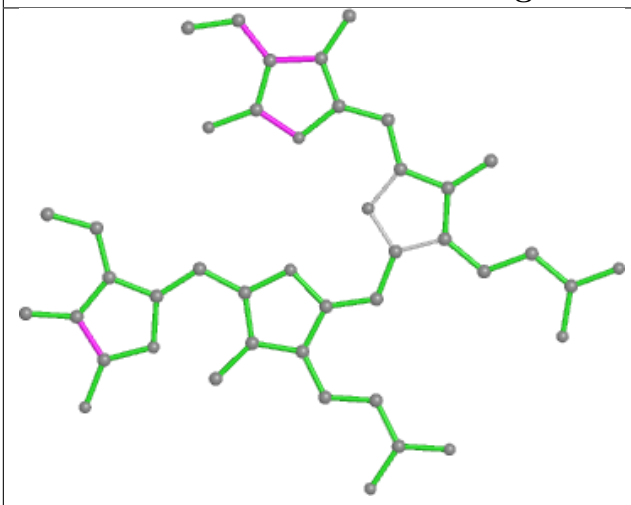

Bond lengths

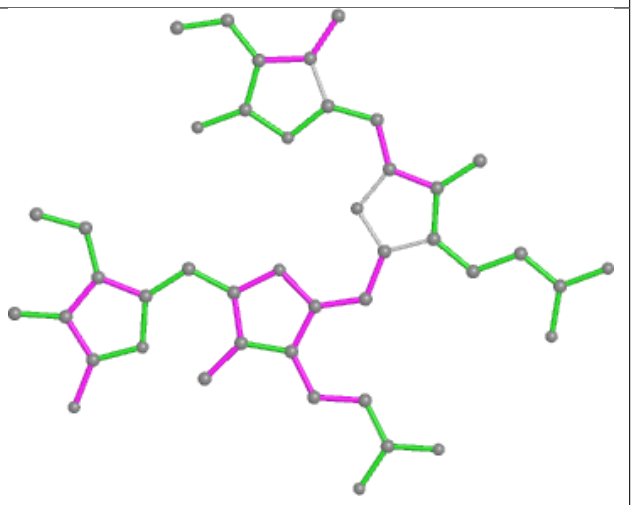

Bond angles

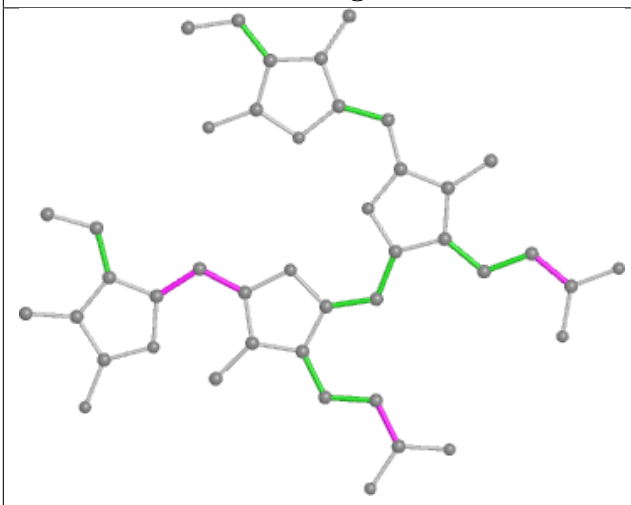

Torsions

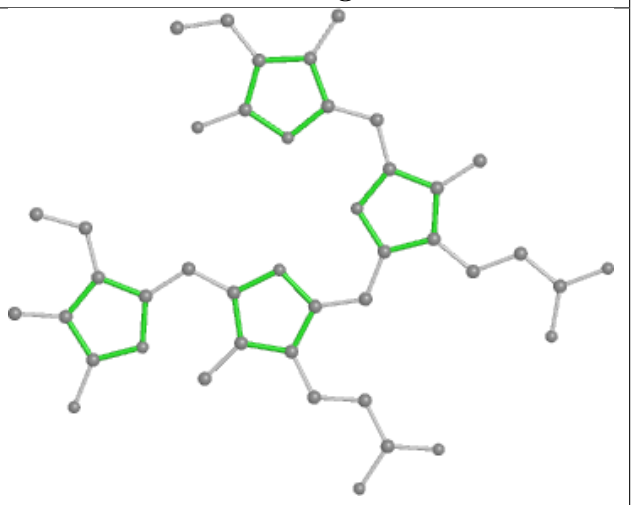

Rings

Ligand PEB ad 202

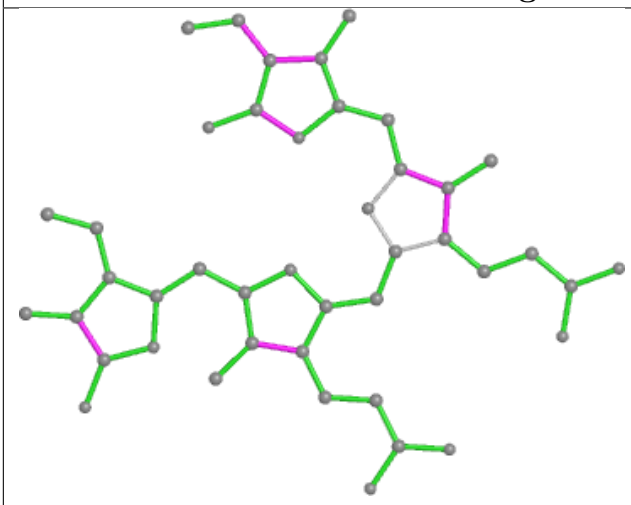

Bond lengths

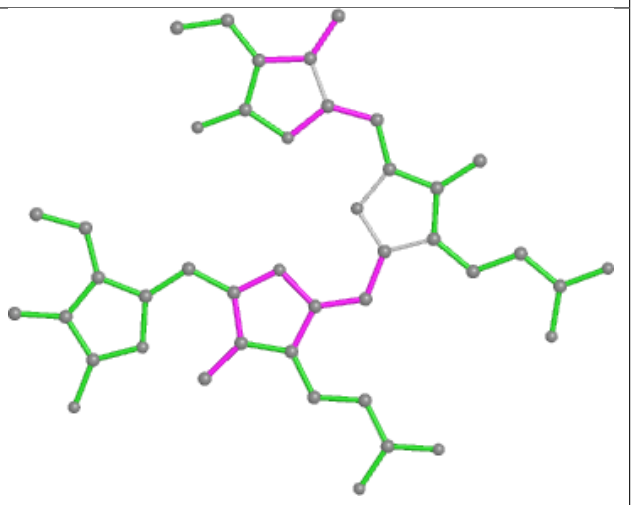

Bond angles

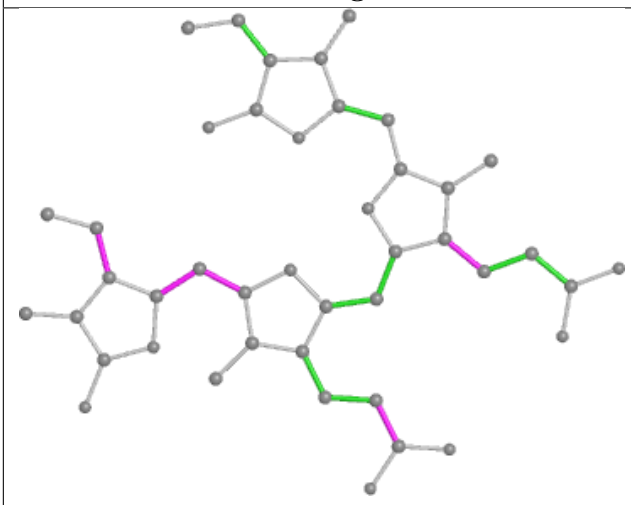

Torsions

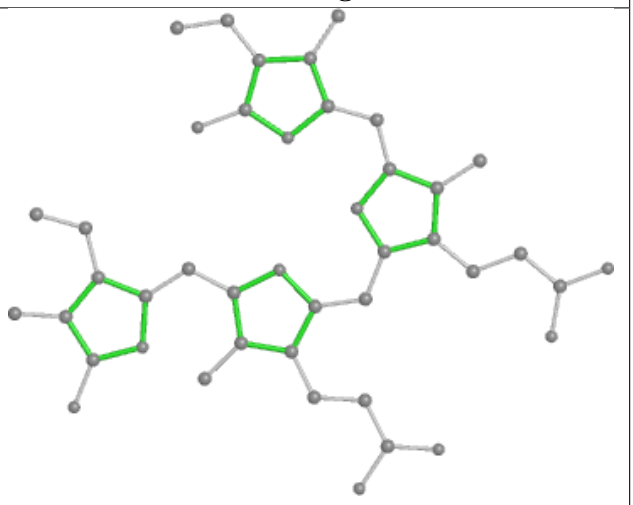

Rings

Ligand PEB hM 1002

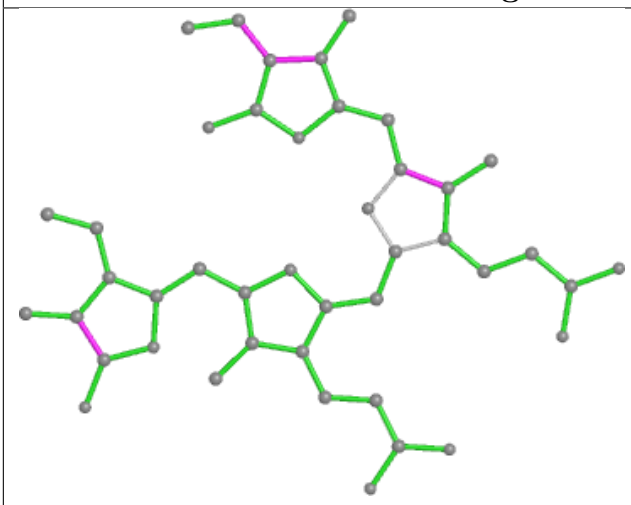

Bond lengths

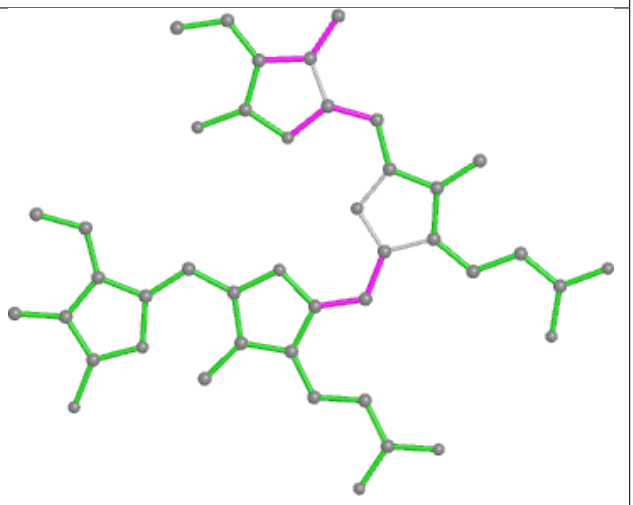

Bond angles

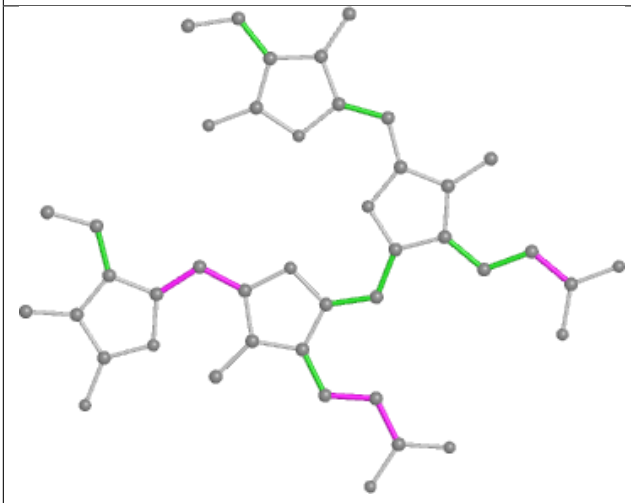

Torsions

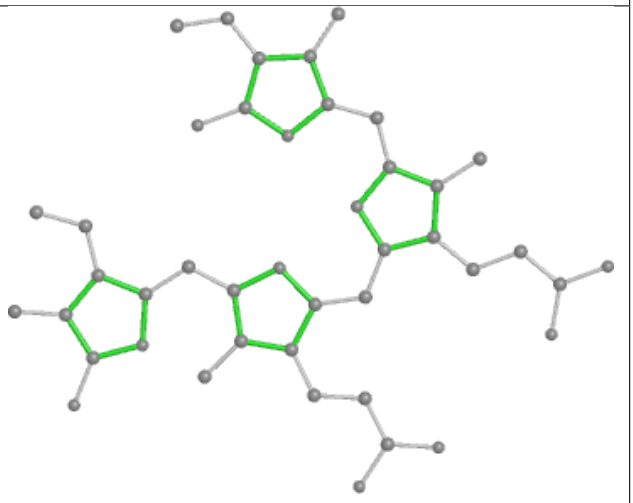

Rings

Ligand PEB Y6 201

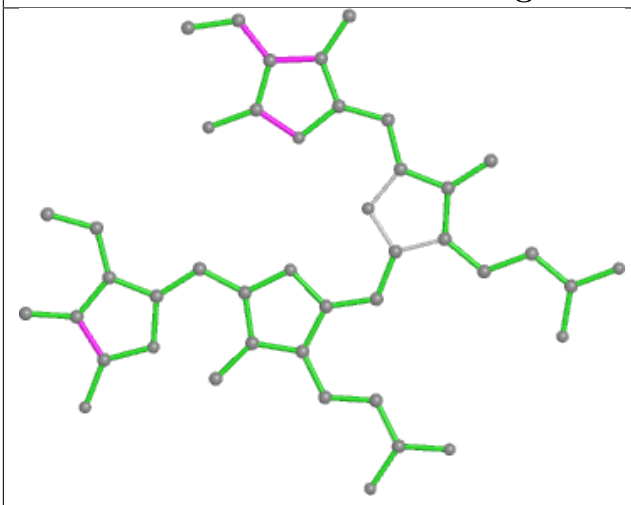

Bond lengths

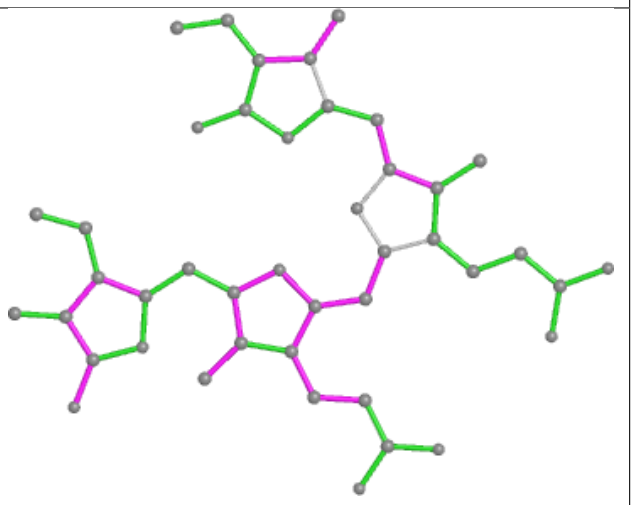

Bond angles

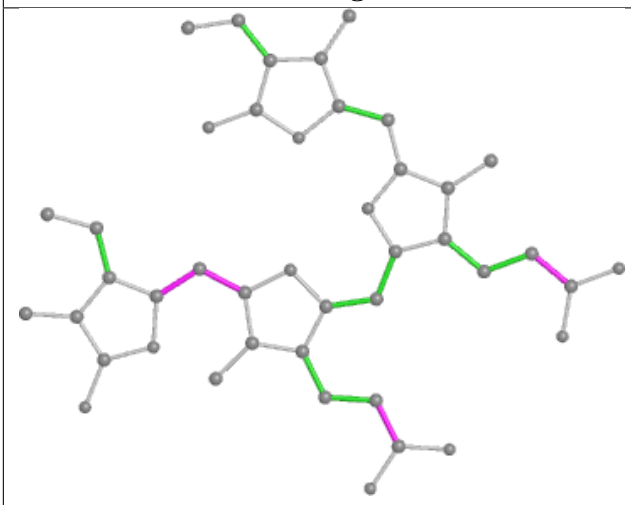

Torsions

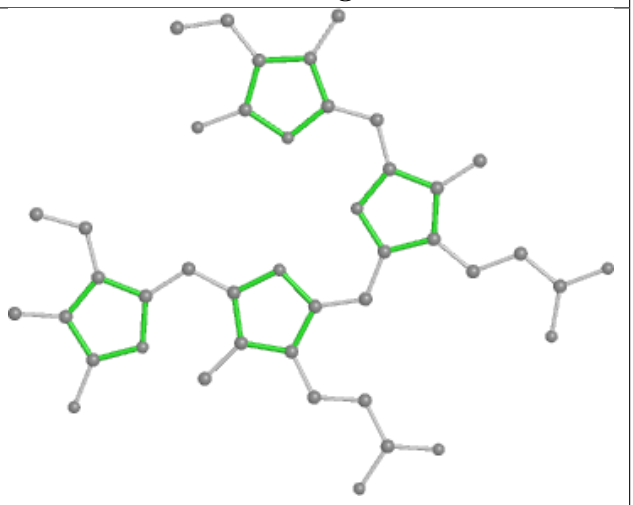

Rings

Ligand PEB H2 201

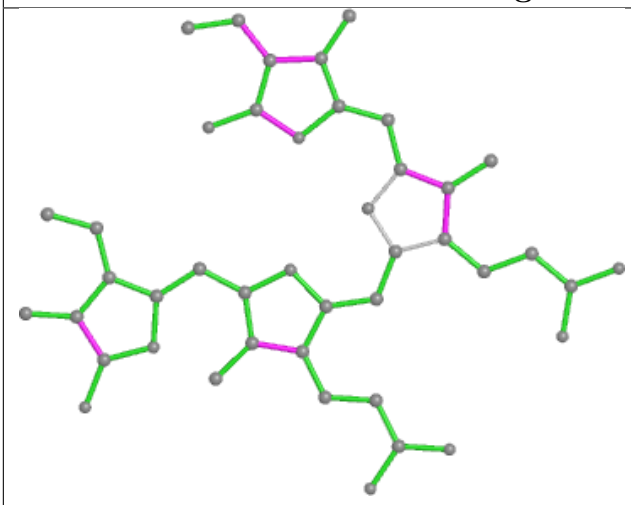

Bond lengths

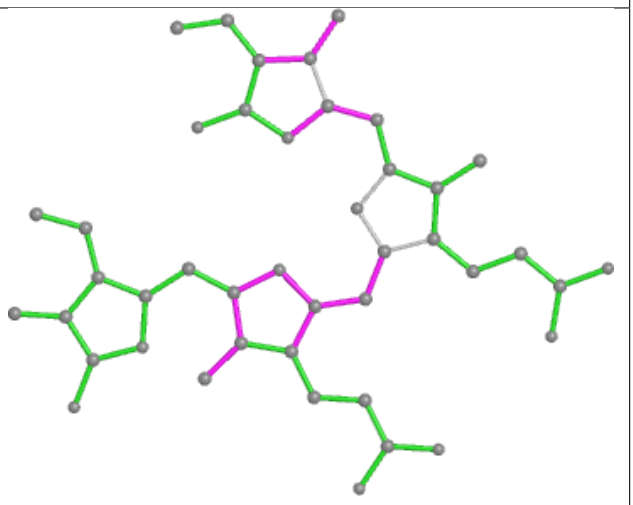

Bond angles

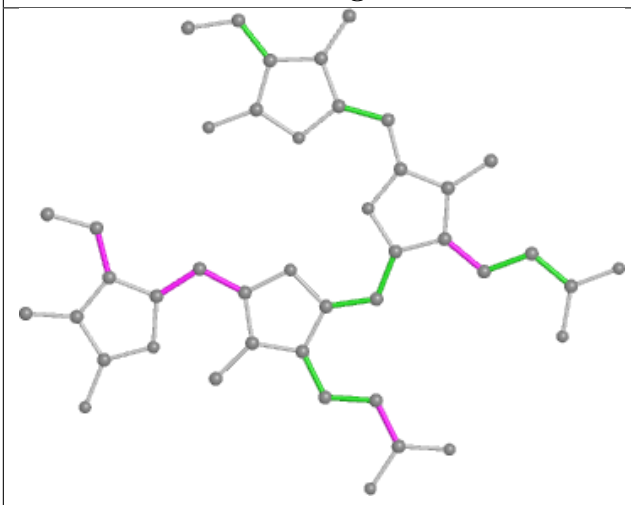

Torsions

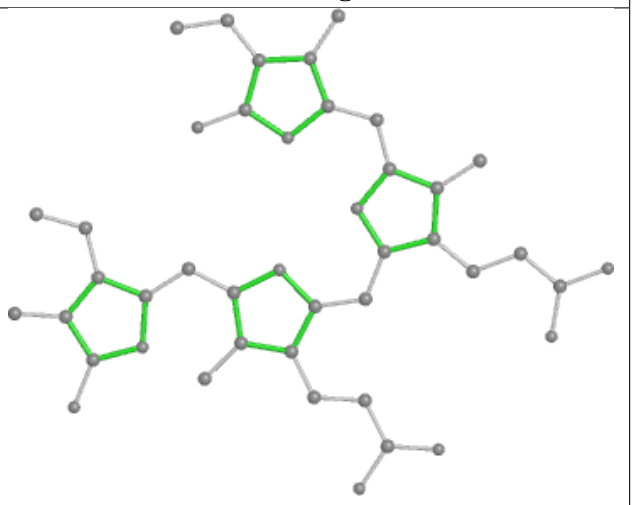

Rings

Ligand PUB ez 1005

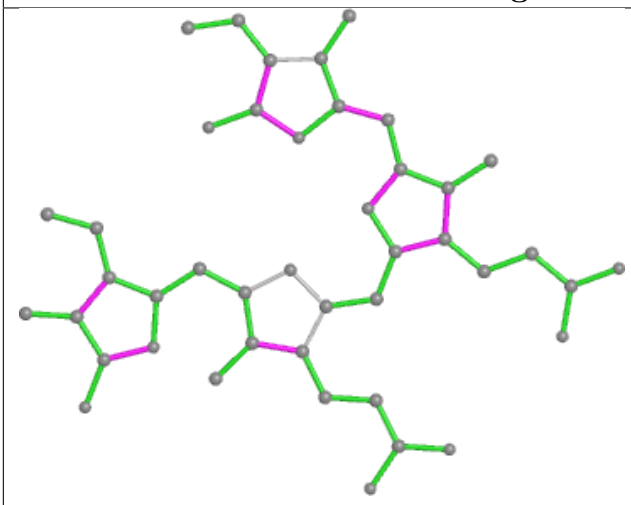

Bond lengths

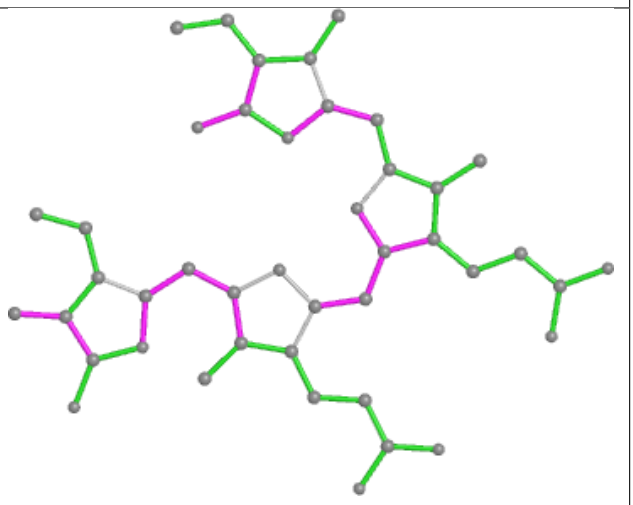

Bond angles

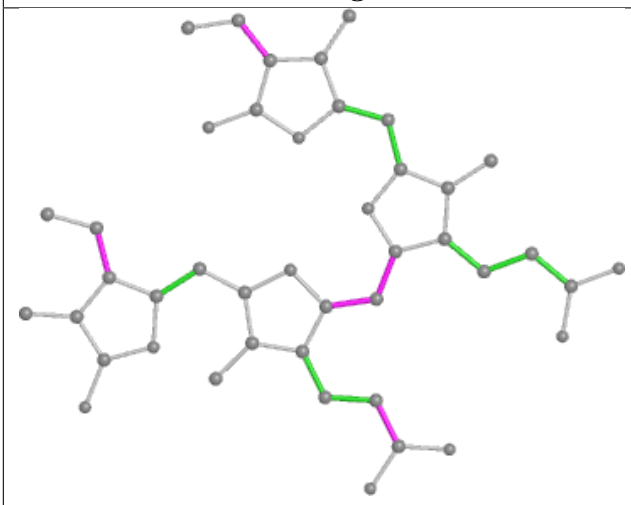

Torsions

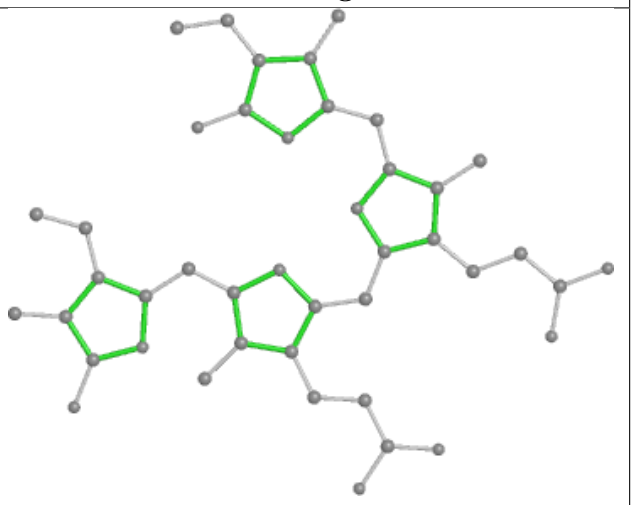

Rings

Ligand CYC U1 201

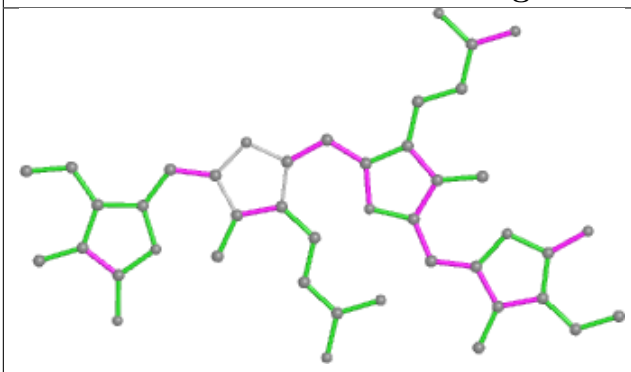

Bond lengths

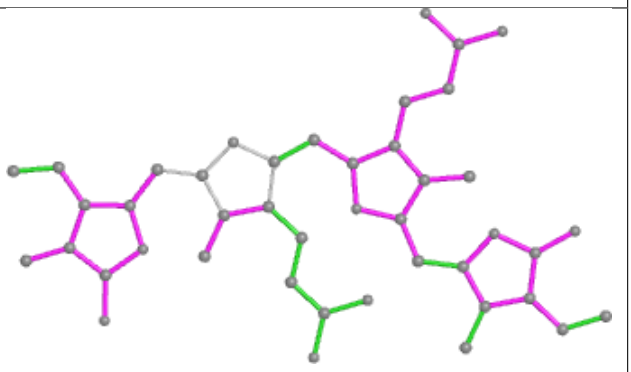

Bond angles

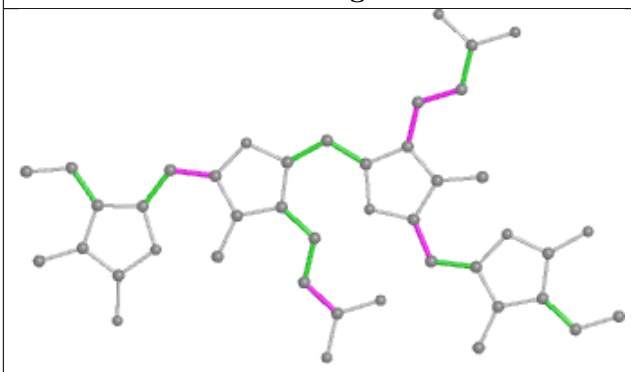

Torsions

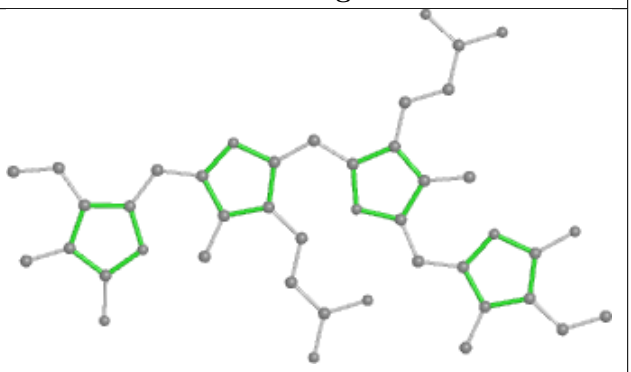

Rings

Ligand PEB hP 202

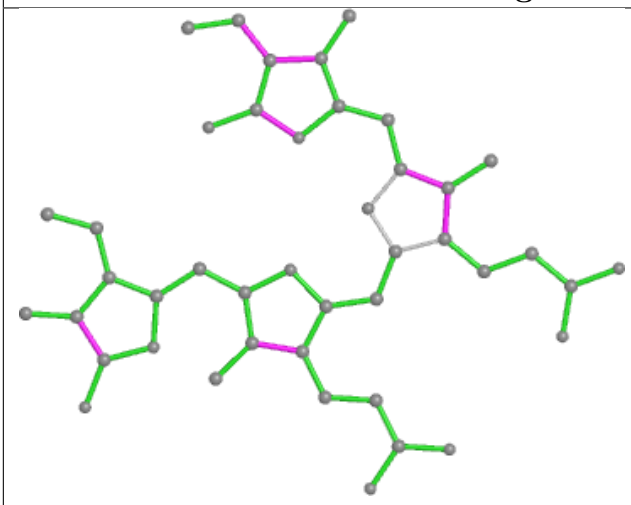

Bond lengths

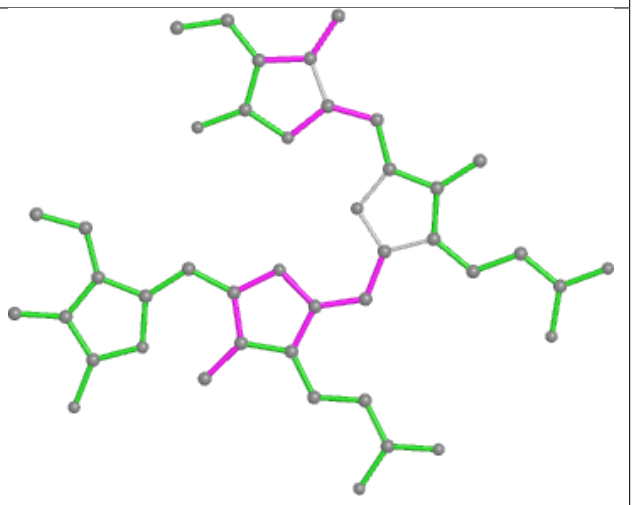

Bond angles

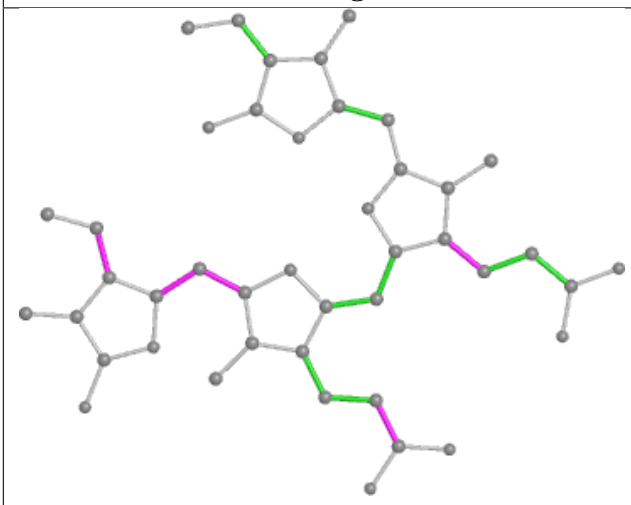

Torsions

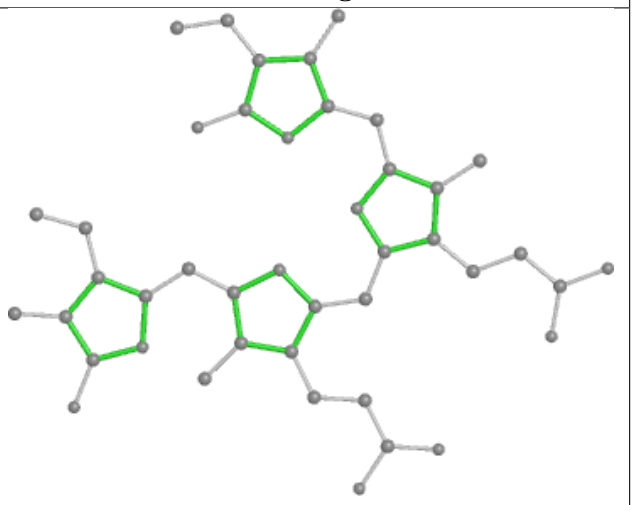

Rings

Ligand PUB gz 306

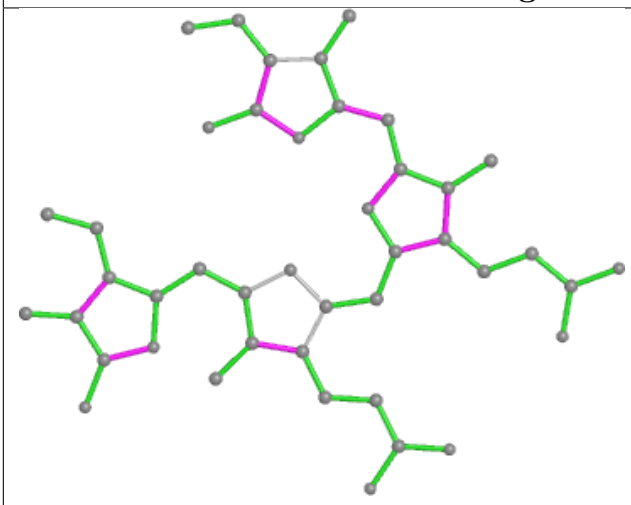

Bond lengths

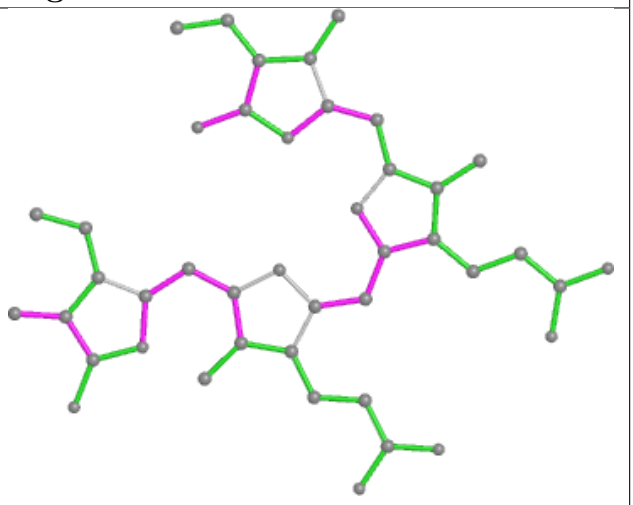

Bond angles

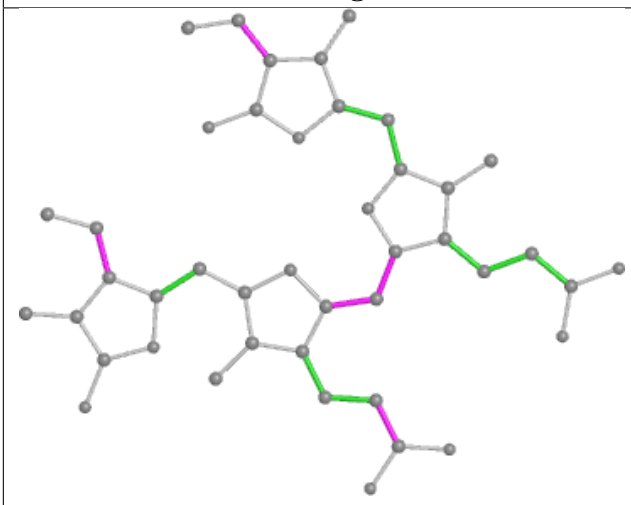

Torsions

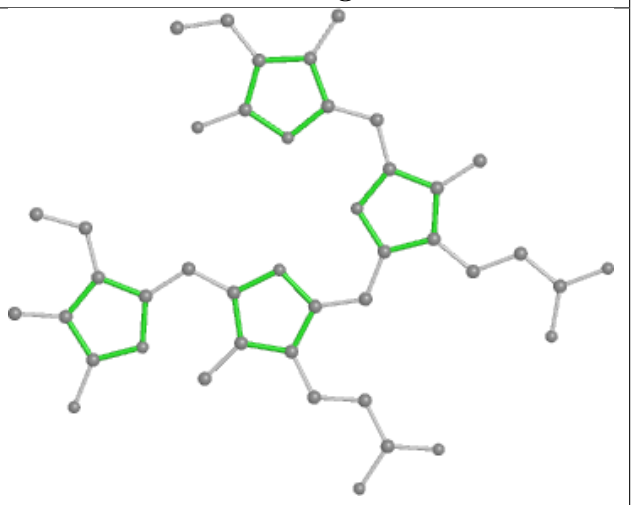

Rings

Ligand PUB d6 203

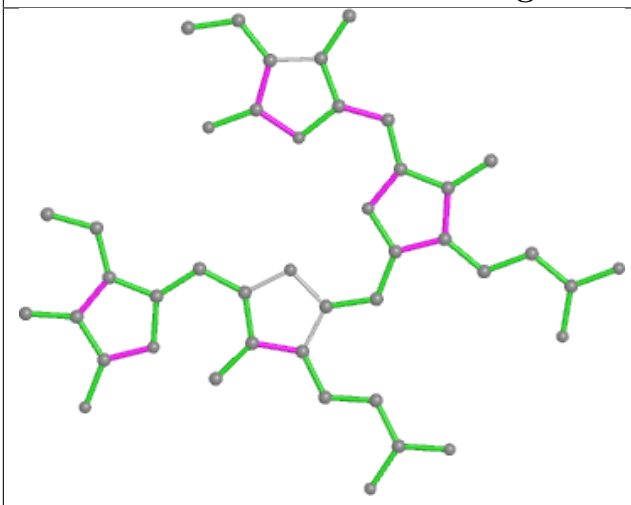

Bond lengths

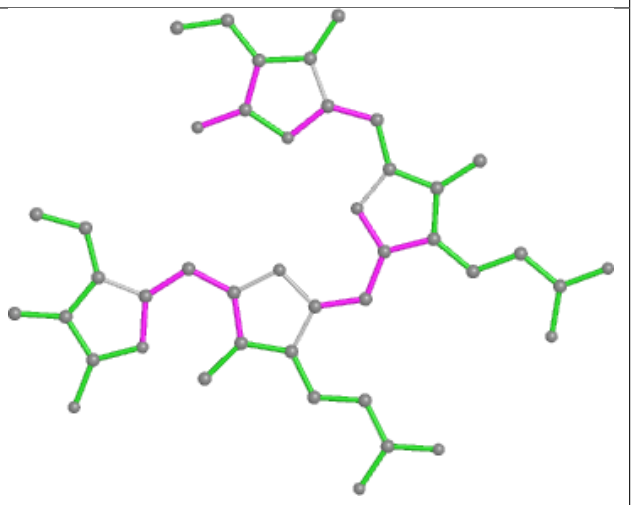

Bond angles

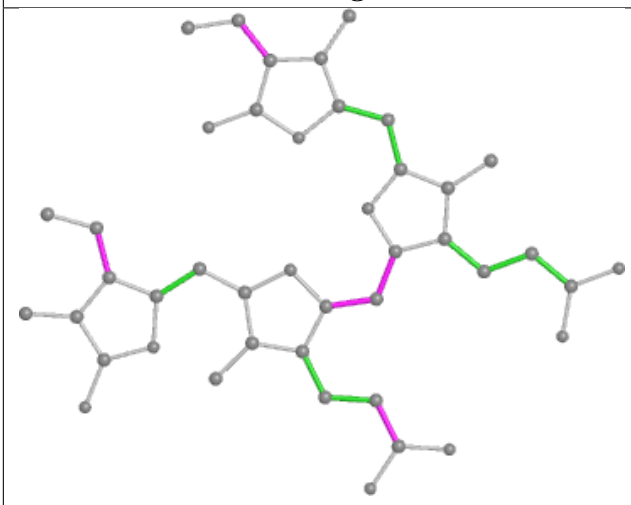

Torsions

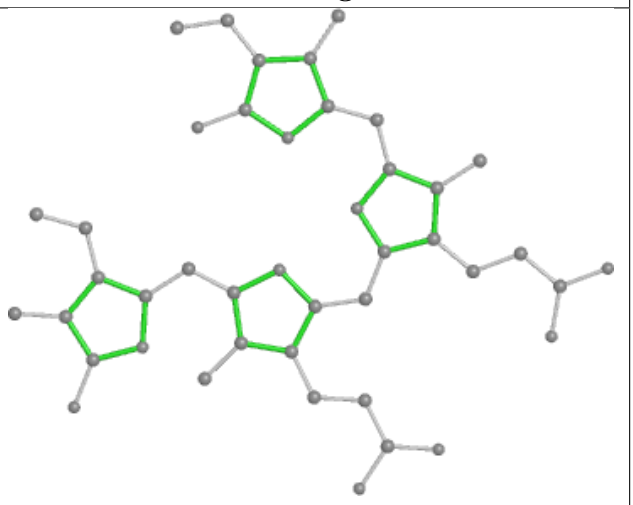

Rings

Ligand PUB el 203

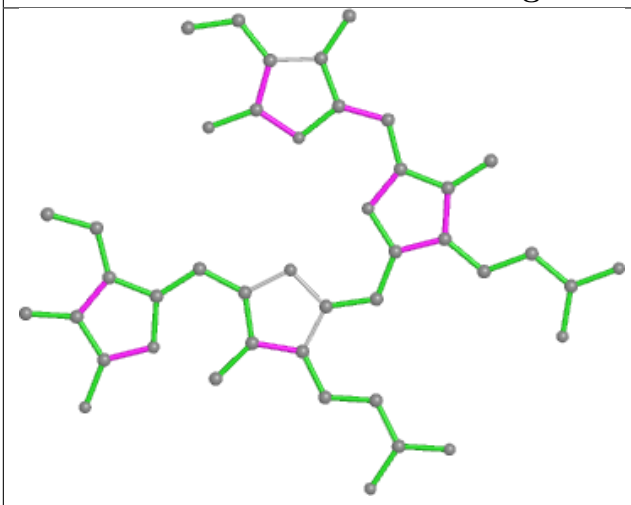

Bond lengths

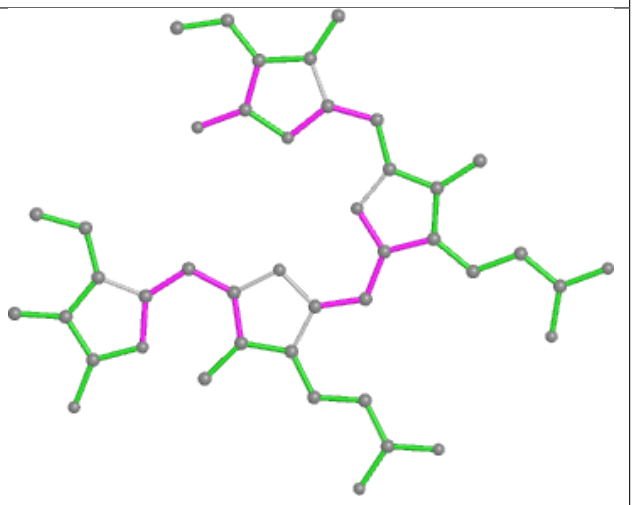

Bond angles

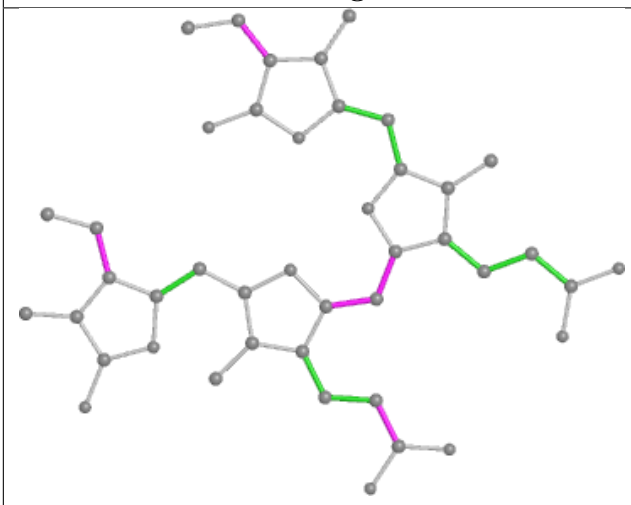

Torsions

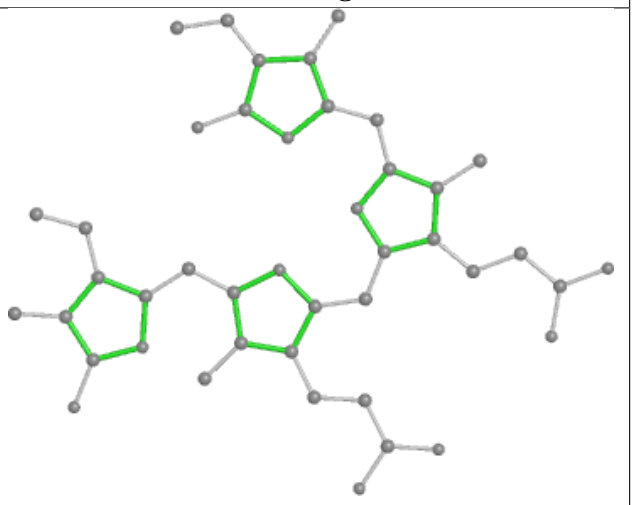

Rings

Ligand PEB F7 201

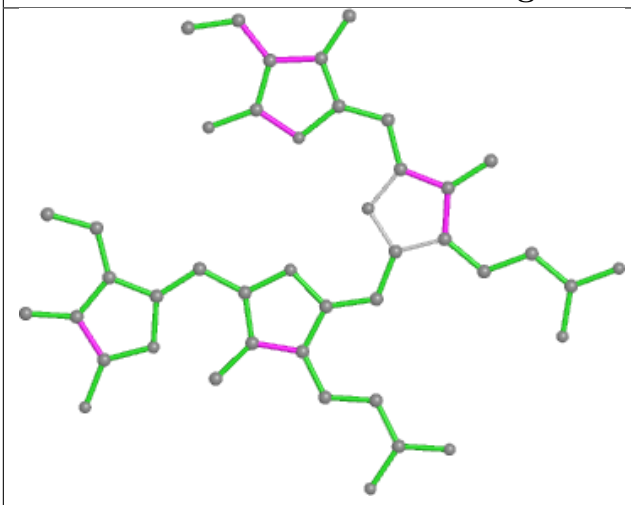

Bond lengths

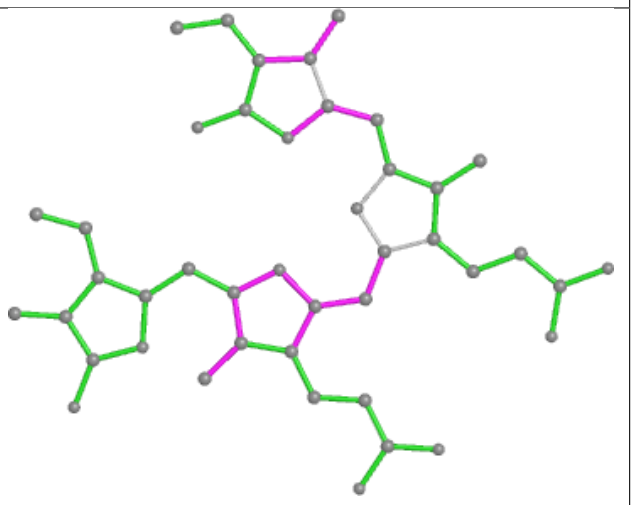

Bond angles

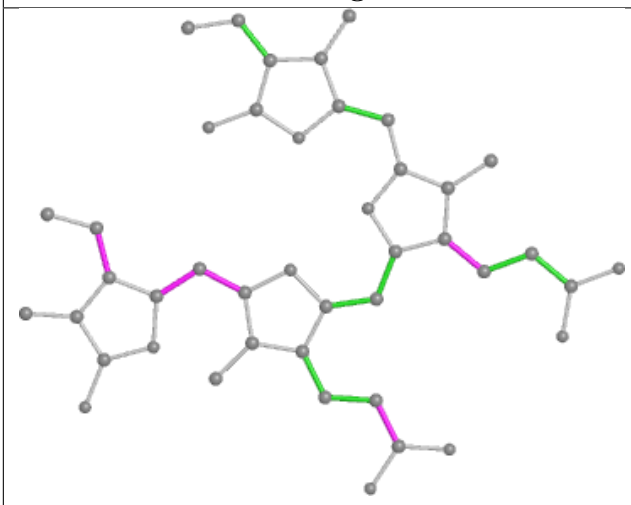

Torsions

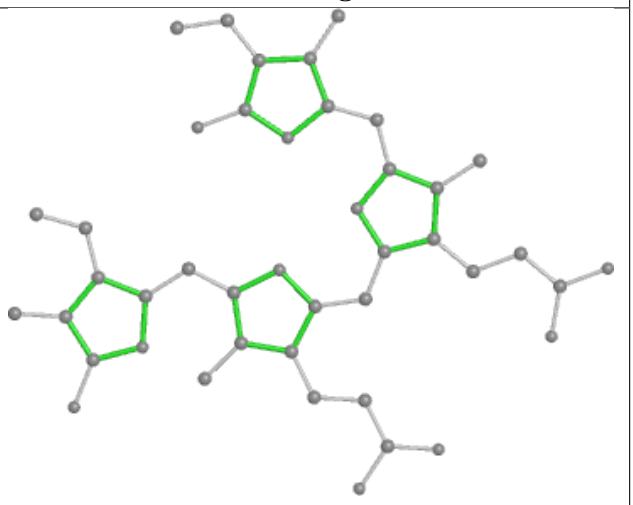

Rings

Ligand PEB J9 201

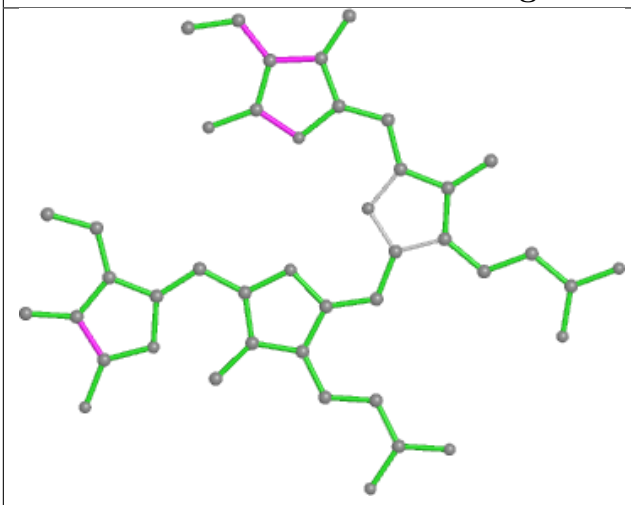

Bond lengths

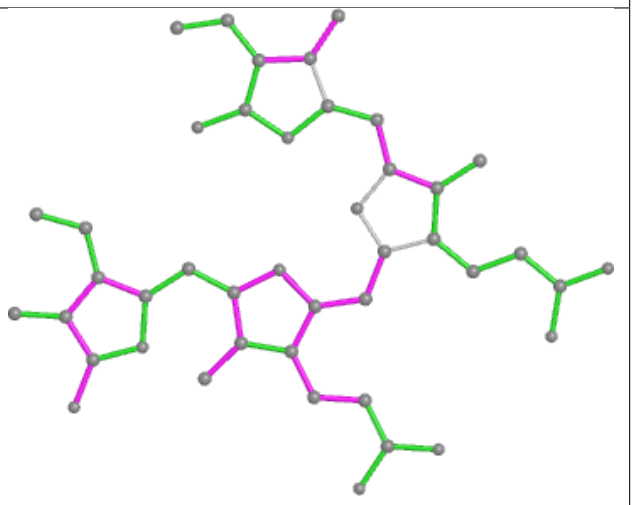

Bond angles

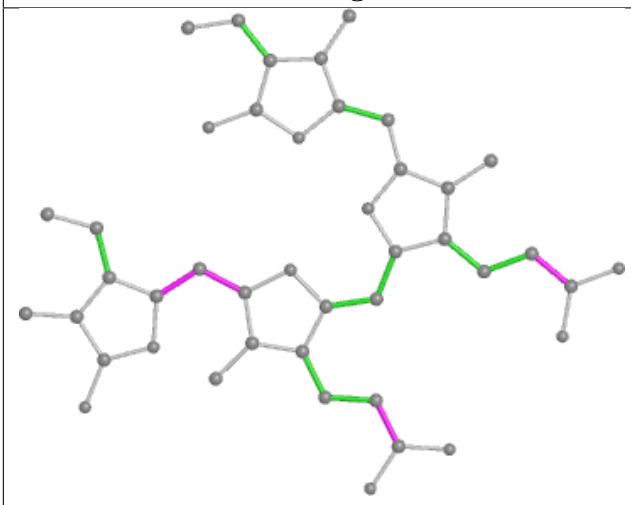

Torsions

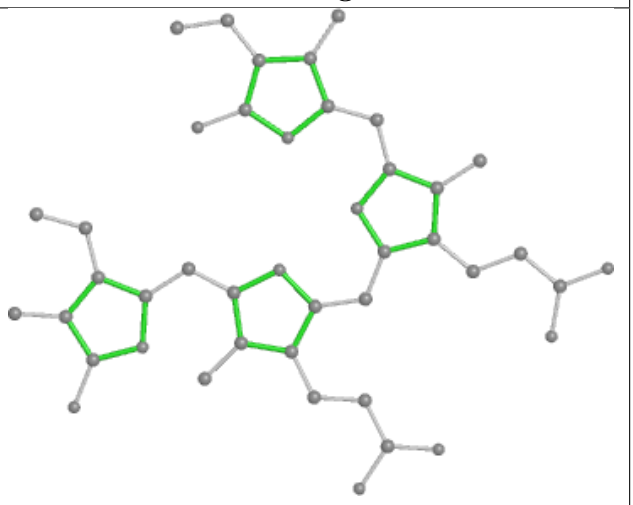

Rings

Ligand PUB cR 203

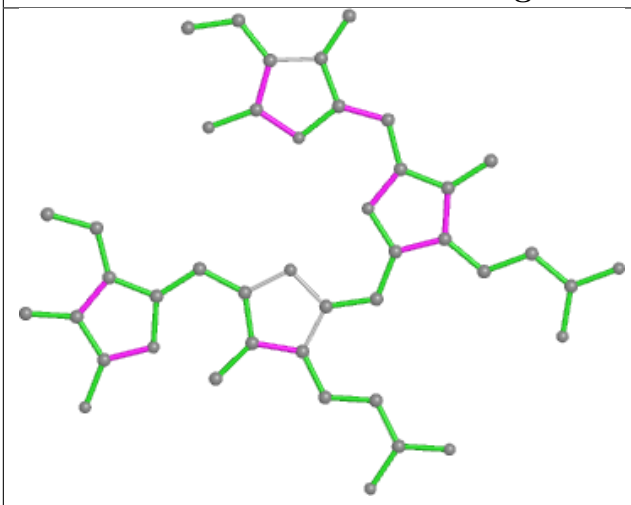

Bond lengths

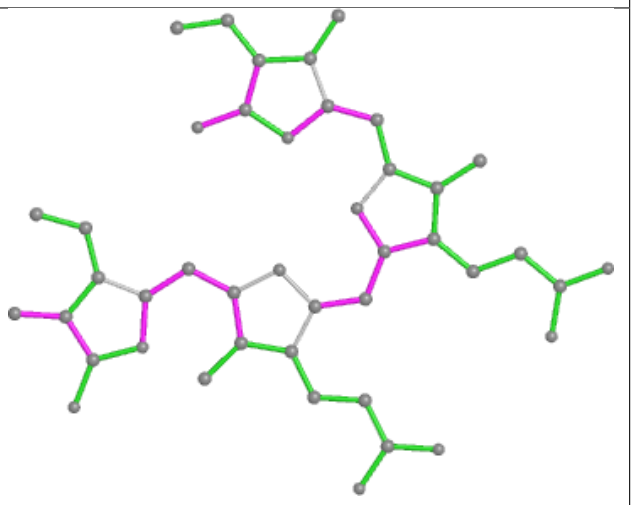

Bond angles

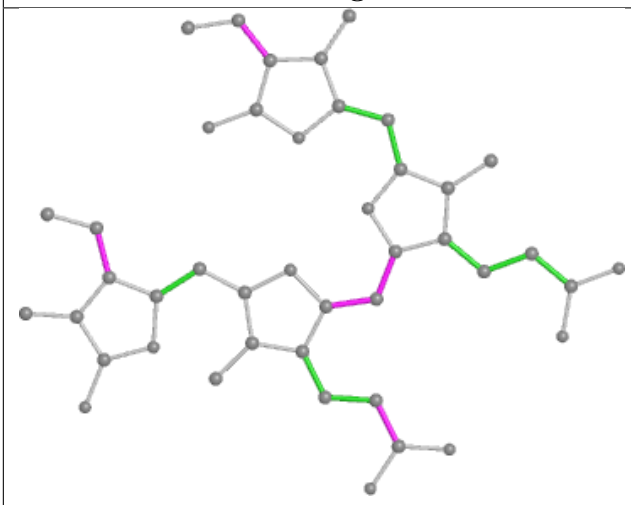

Torsions

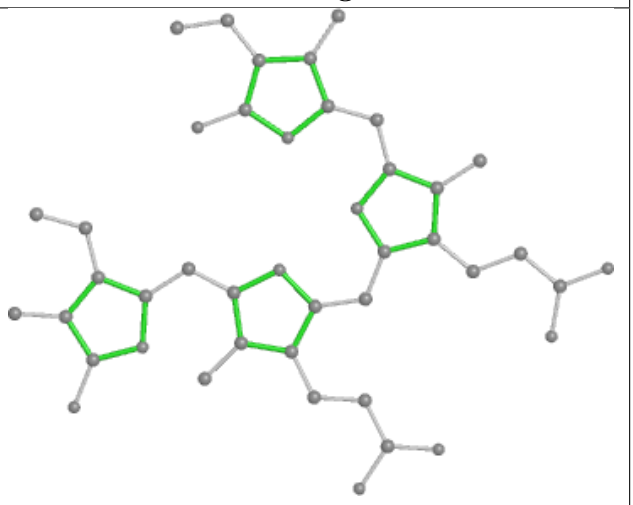

Rings

Ligand PEB V6 201

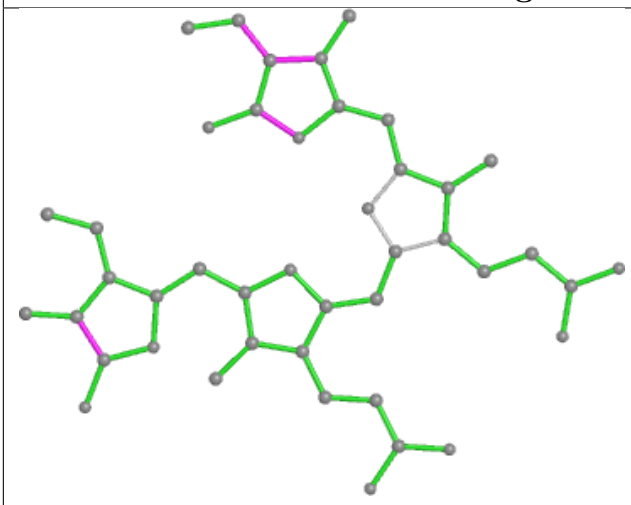

Bond lengths

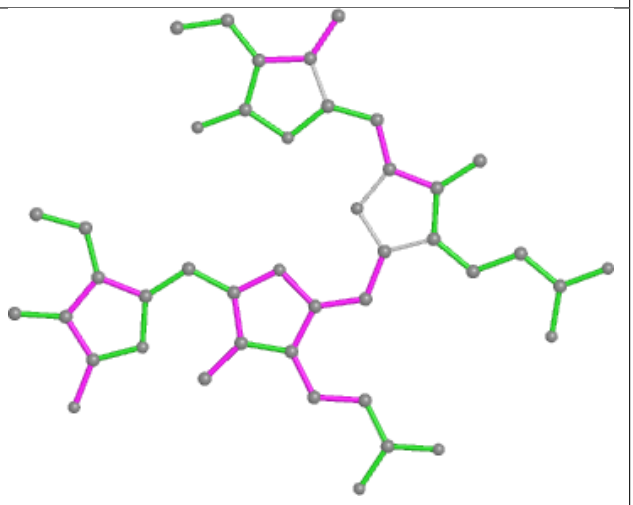

Bond angles

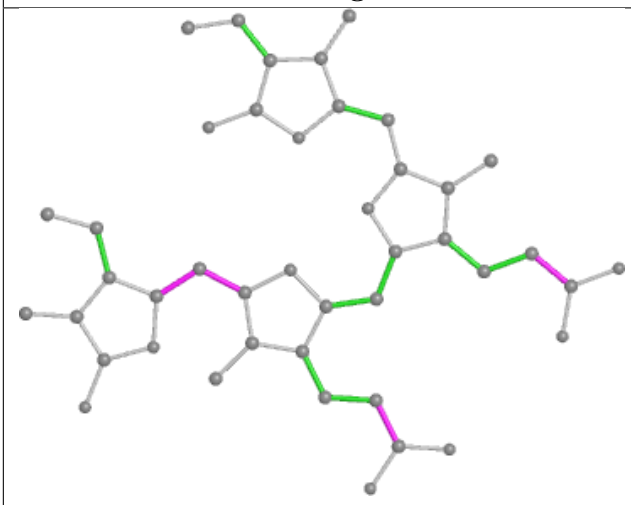

Torsions

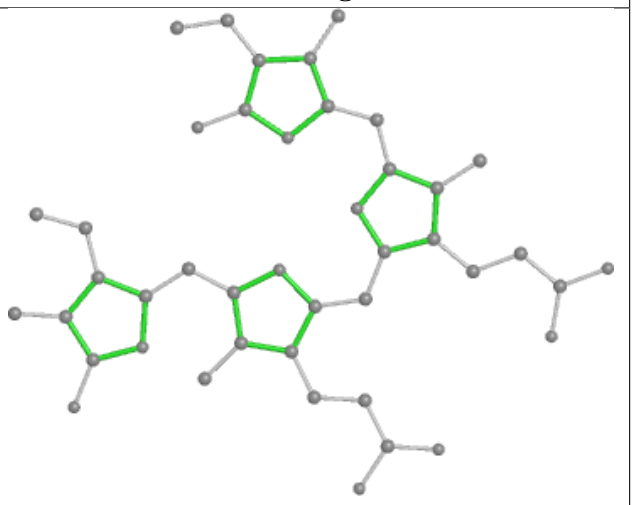

Rings

Ligand PEB dp 201

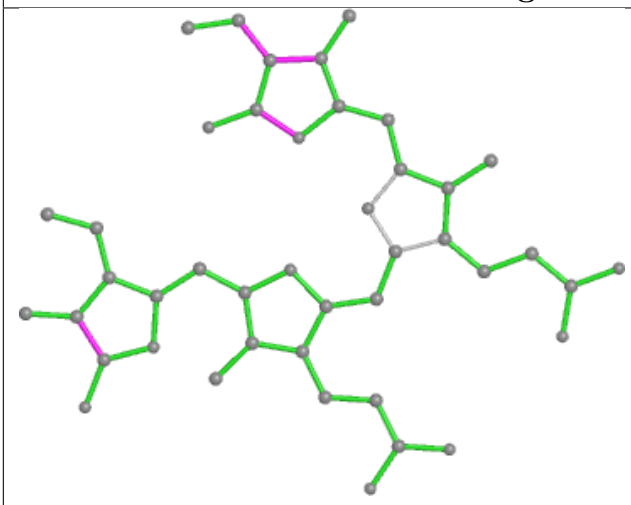

Bond lengths

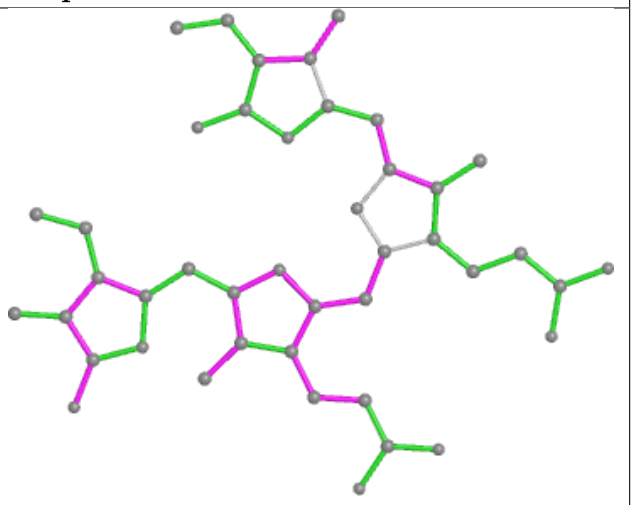

Bond angles

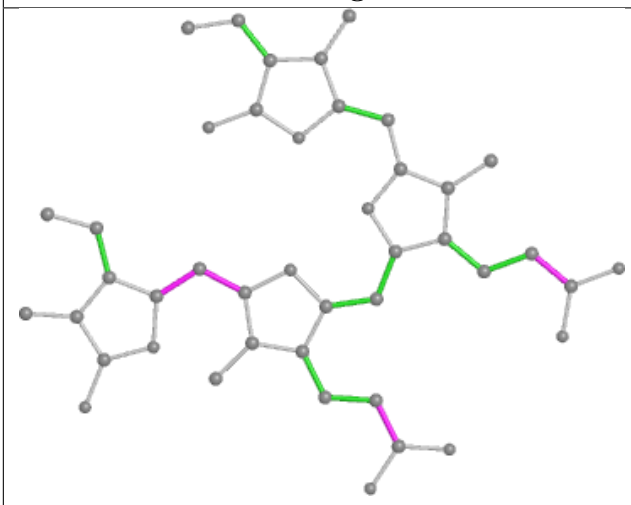

Torsions

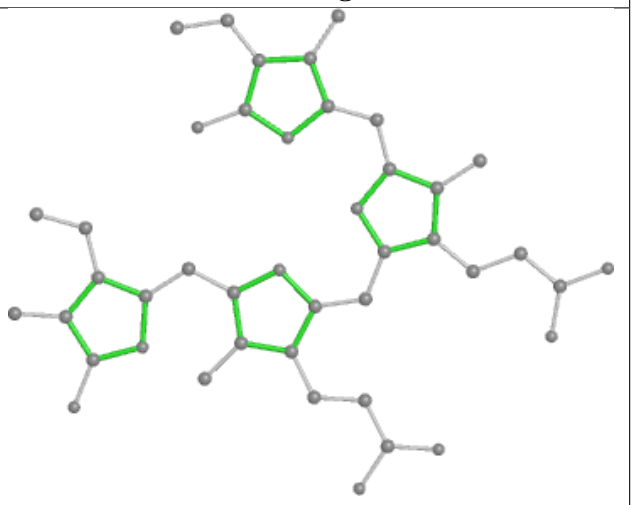

Rings

Ligand PUB dd 203

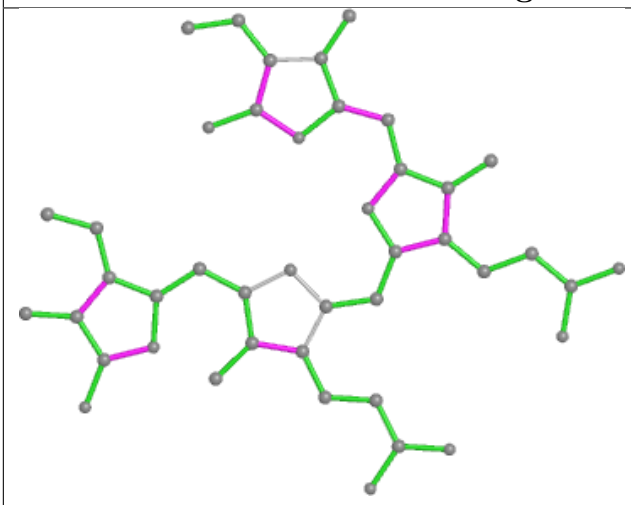

Bond lengths

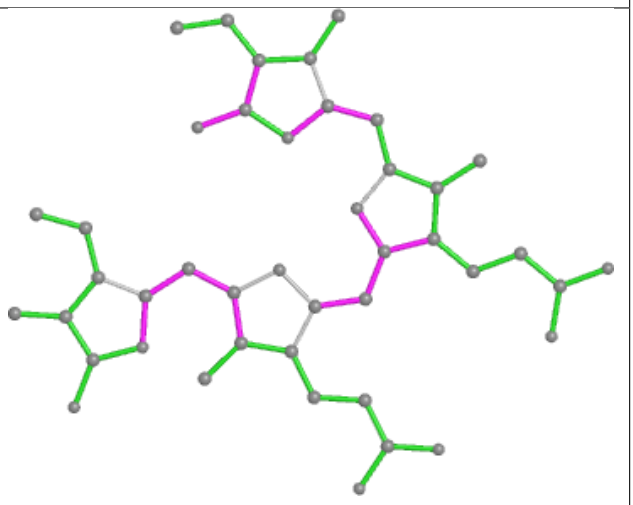

Bond angles

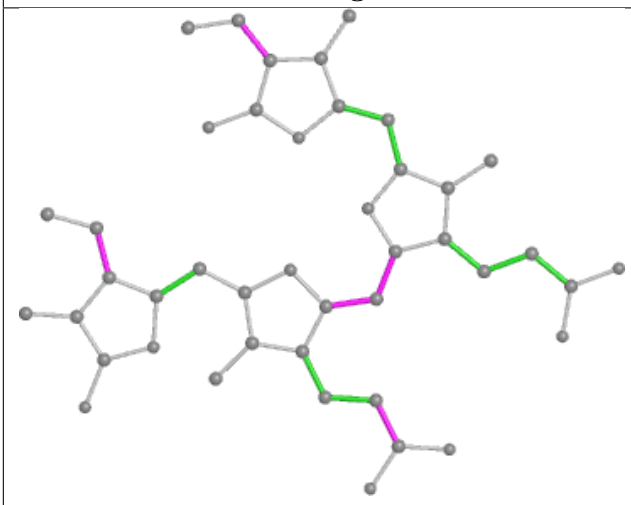

Torsions

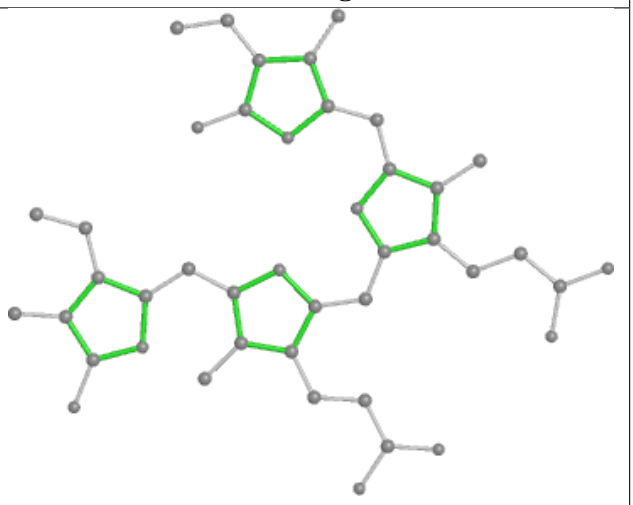

Rings

Ligand PEB dW 202

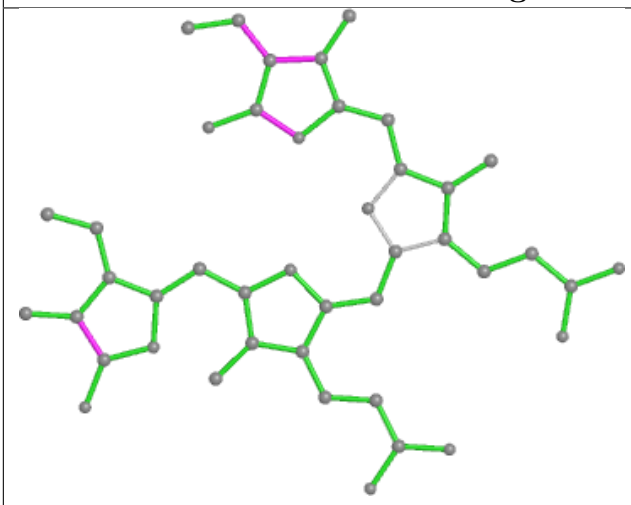

Bond lengths

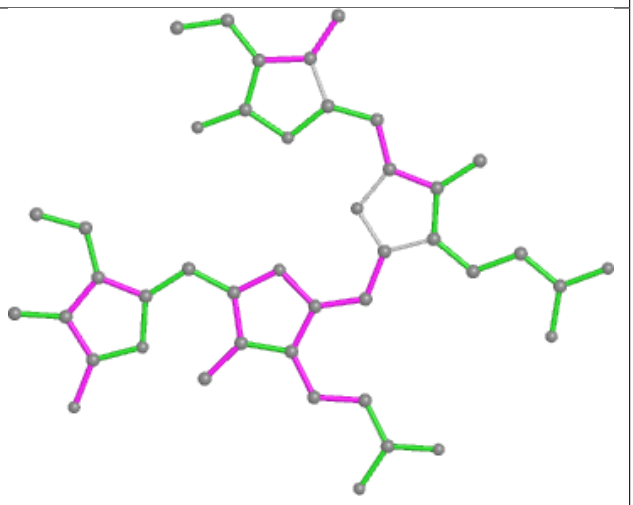

Bond angles

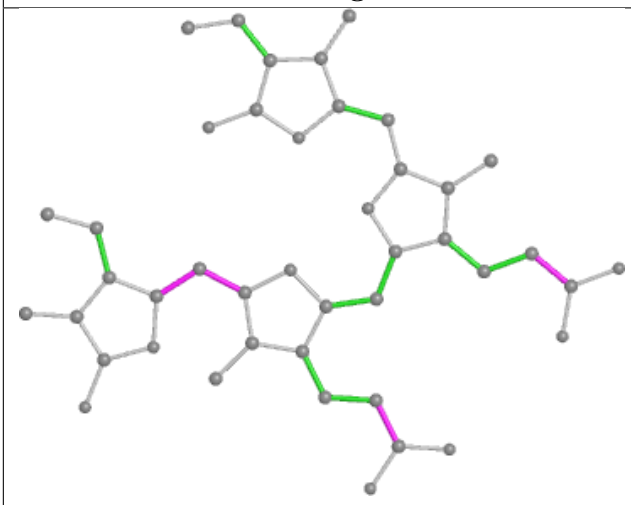

Torsions

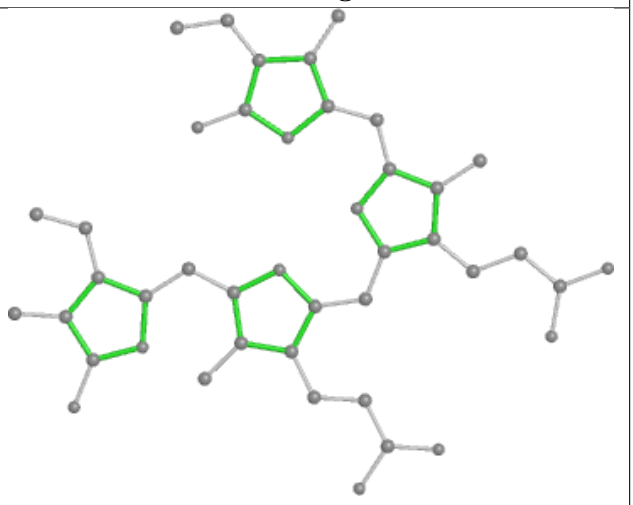

Rings

Ligand PEB hQ 202

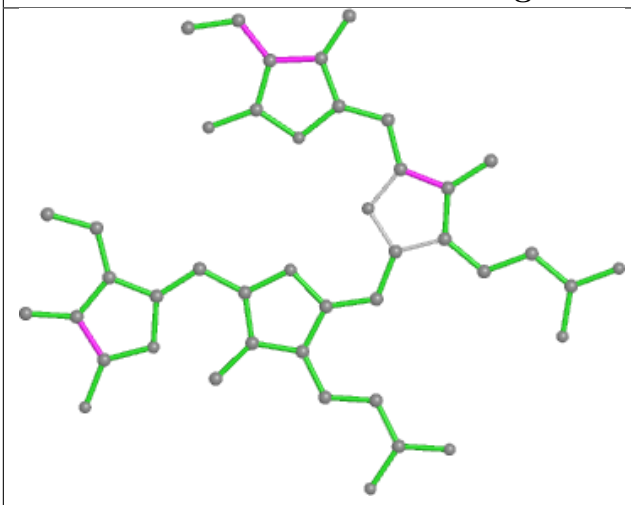

Bond lengths

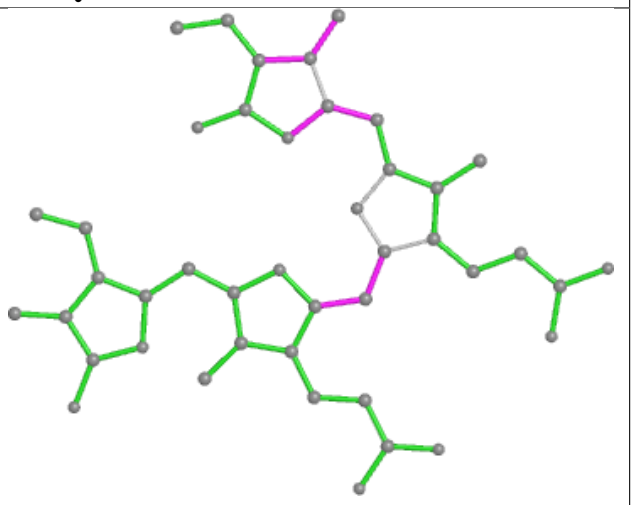

Bond angles

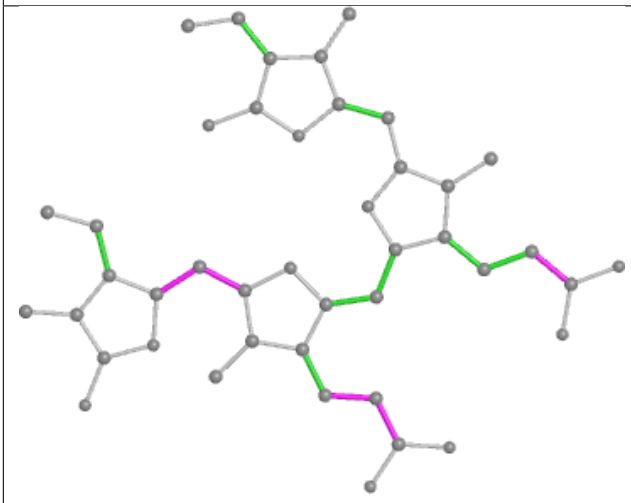

Torsions

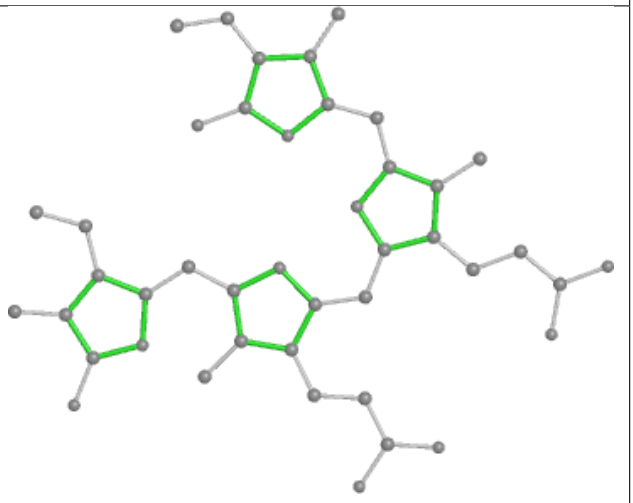

Rings

Ligand PEB hX 202

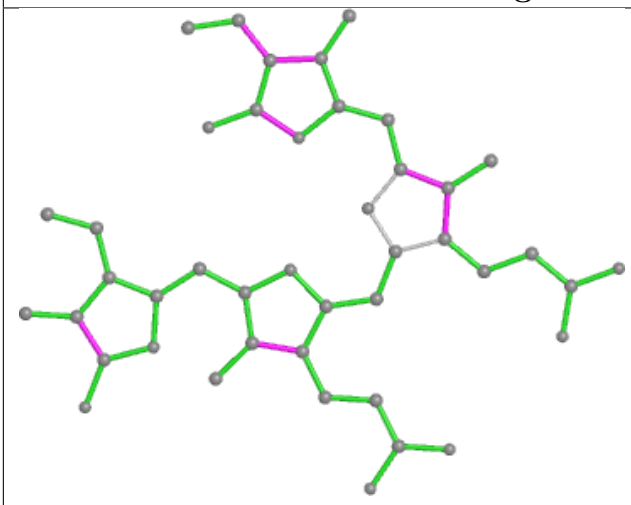

Bond lengths

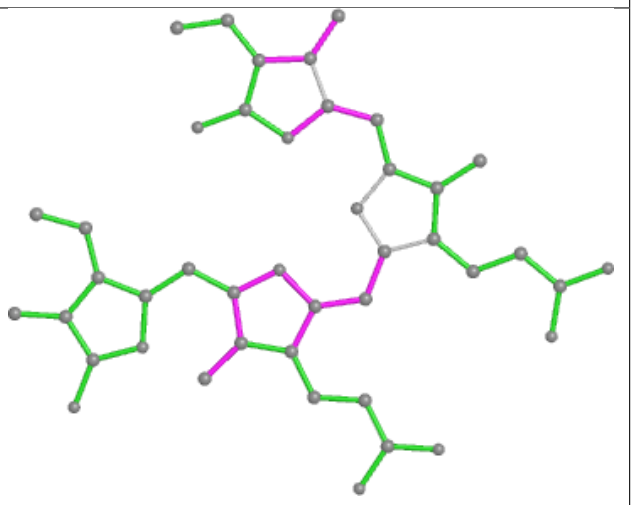

Bond angles

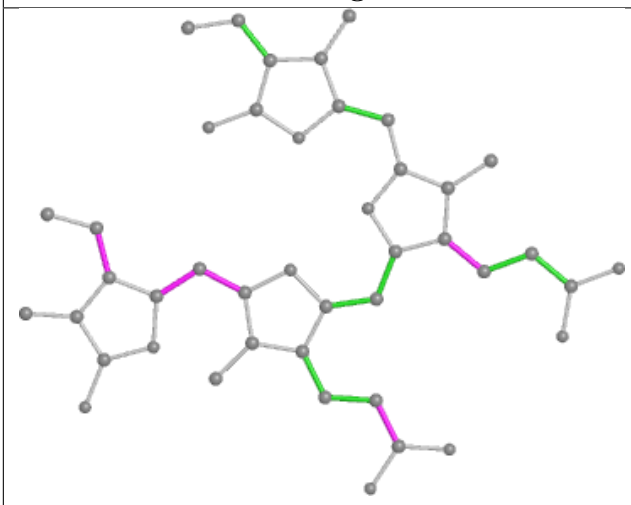

Torsions

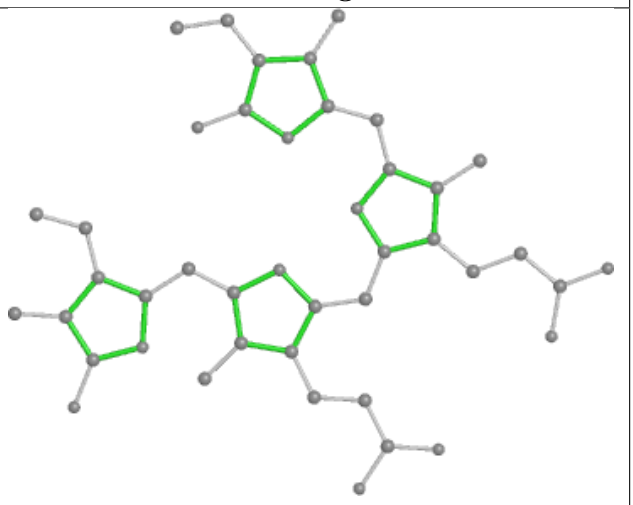

Rings

Ligand PUB z2 203

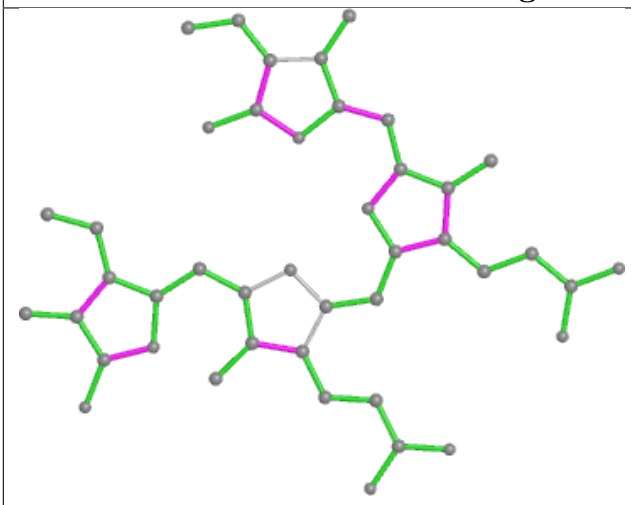

Bond lengths

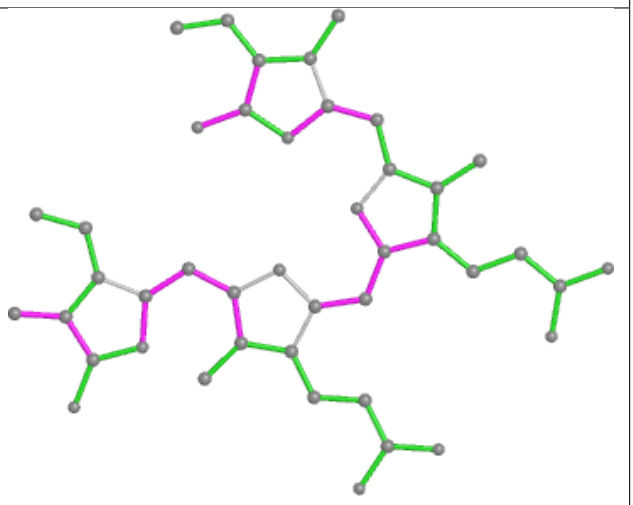

Bond angles

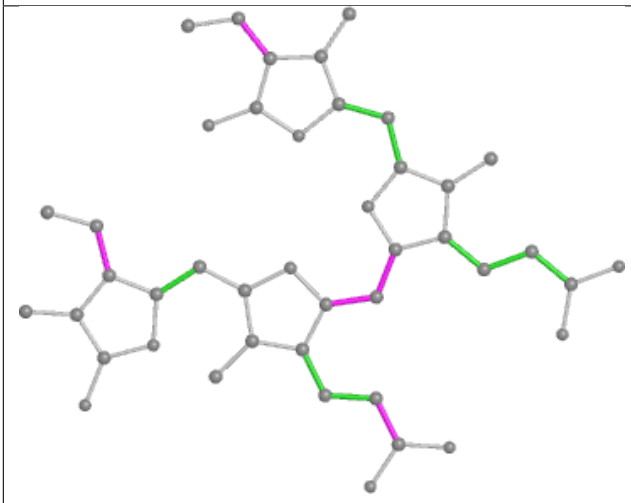

Torsions

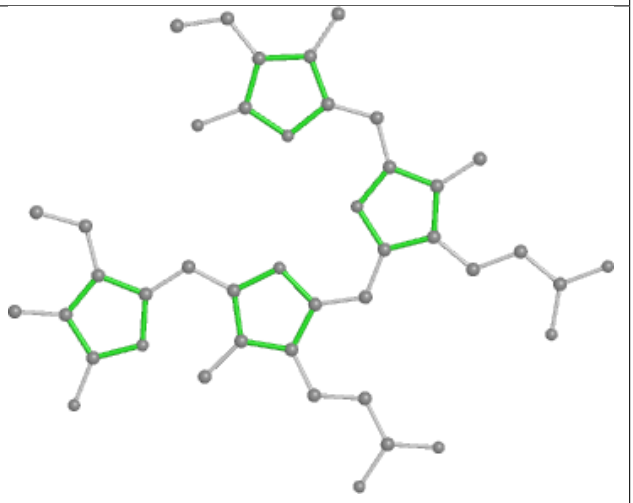

Rings

Ligand PEB l5 202

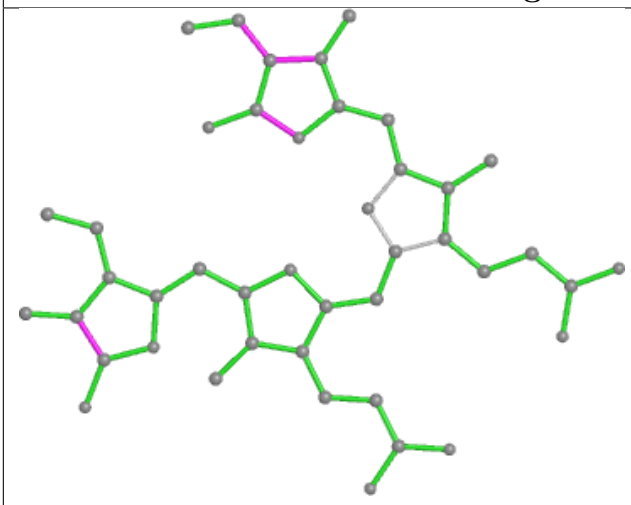

Bond lengths

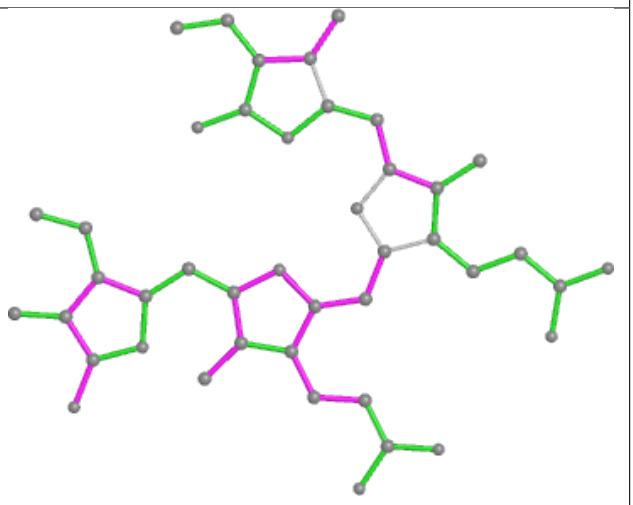

Bond angles

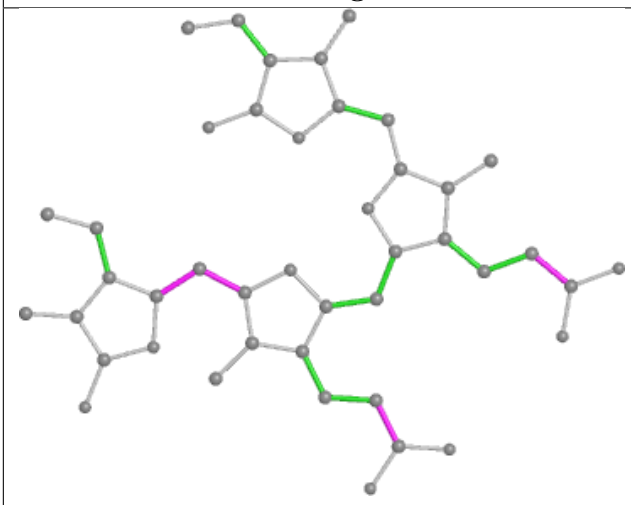

Torsions

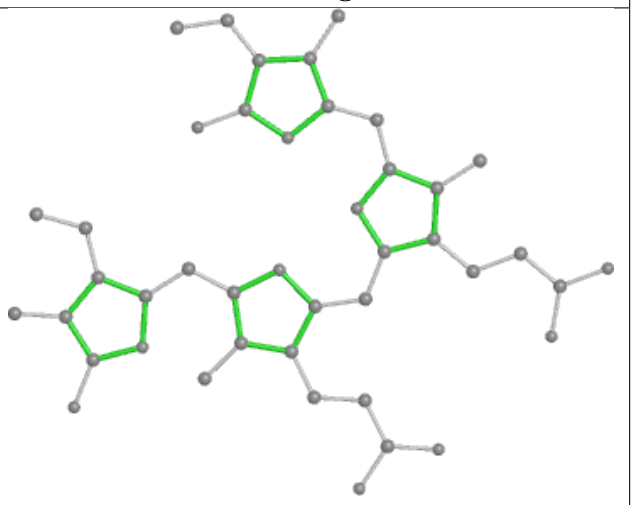

Rings

Ligand CYC q1 201

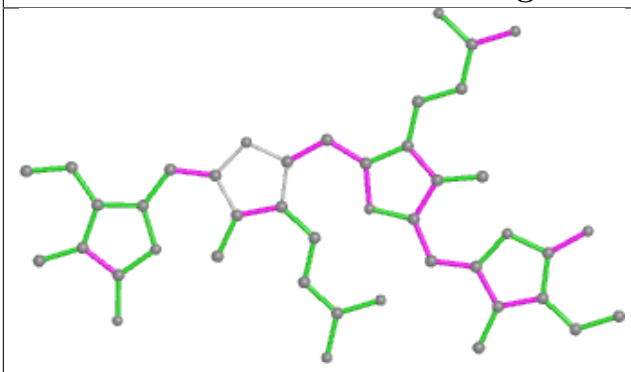

Bond lengths

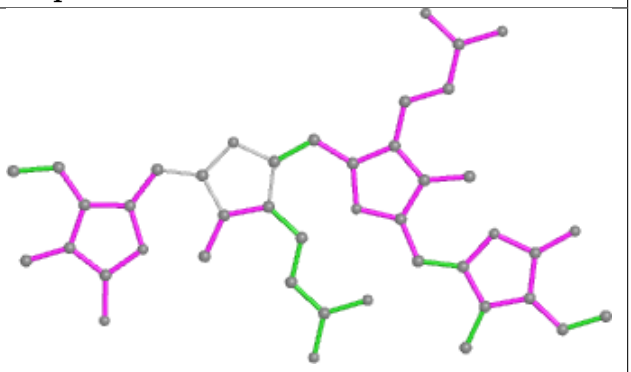

Bond angles

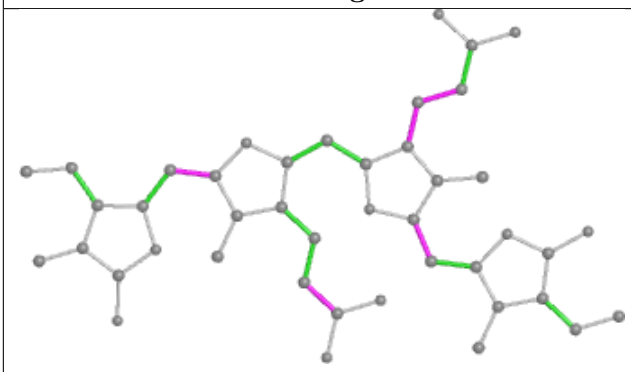

Torsions

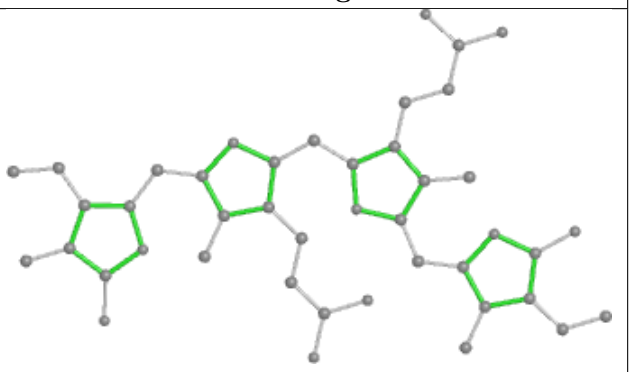

Rings

Ligand PUB aF 203

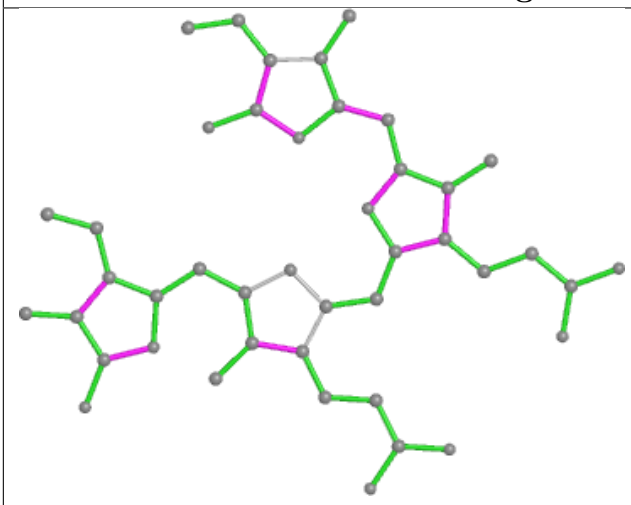

Bond lengths

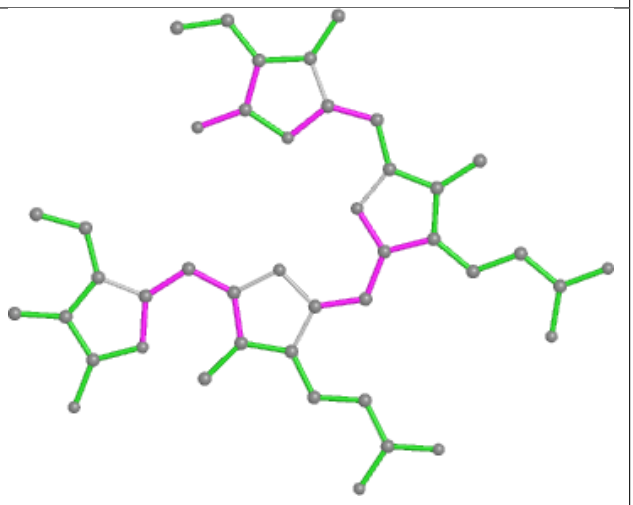

Bond angles

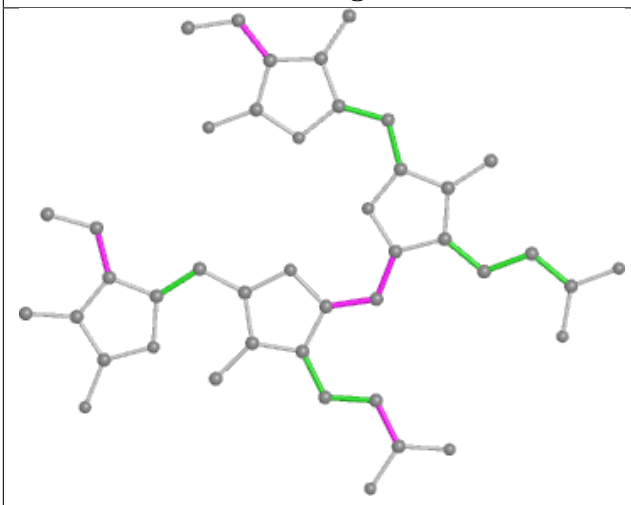

Torsions

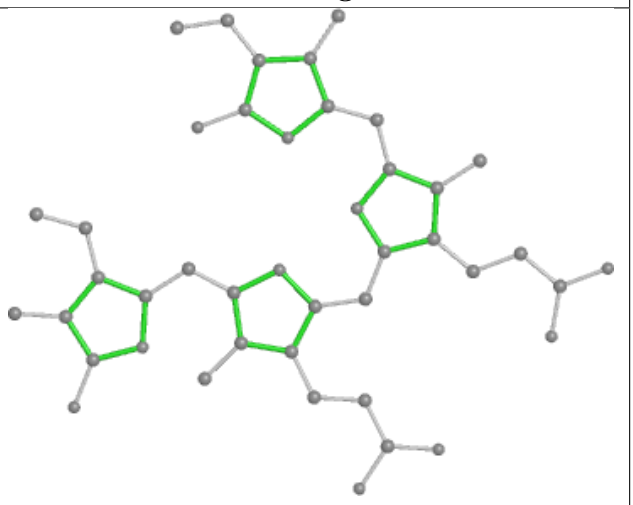

Rings

Ligand PEB t4 201

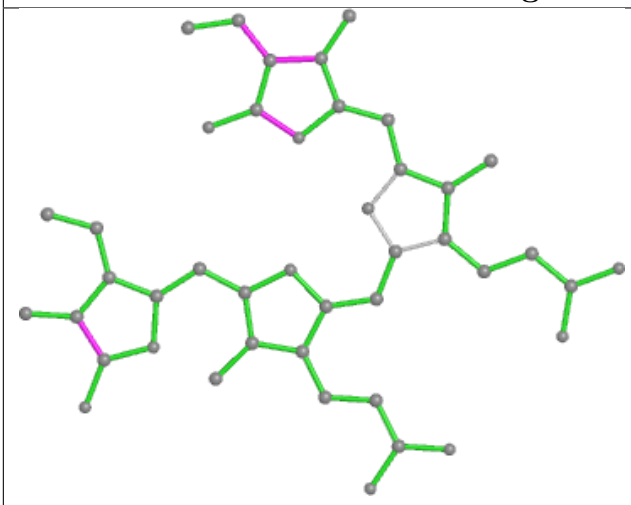

Bond lengths

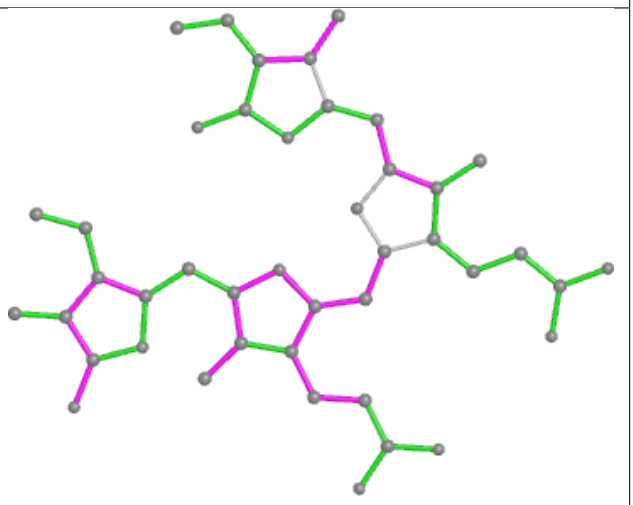

Bond angles

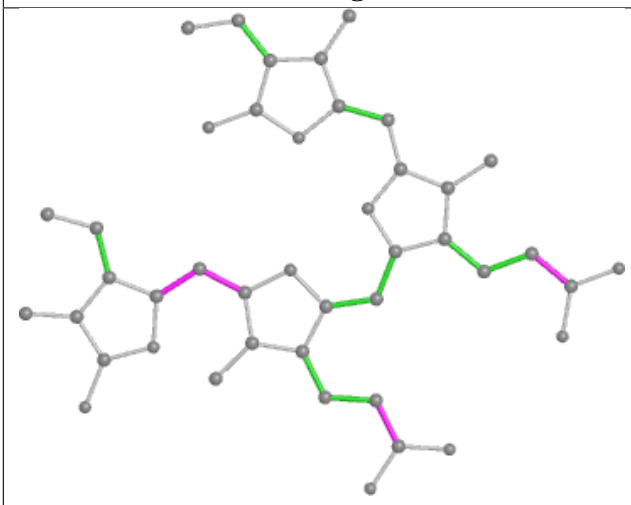

Torsions

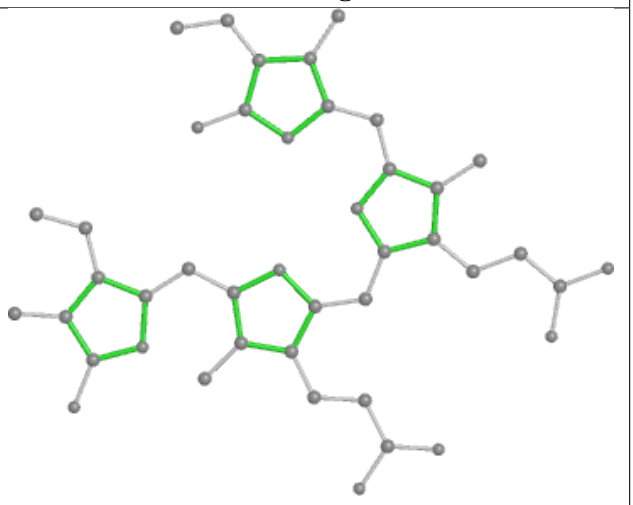

Rings

Ligand PEB L6 201

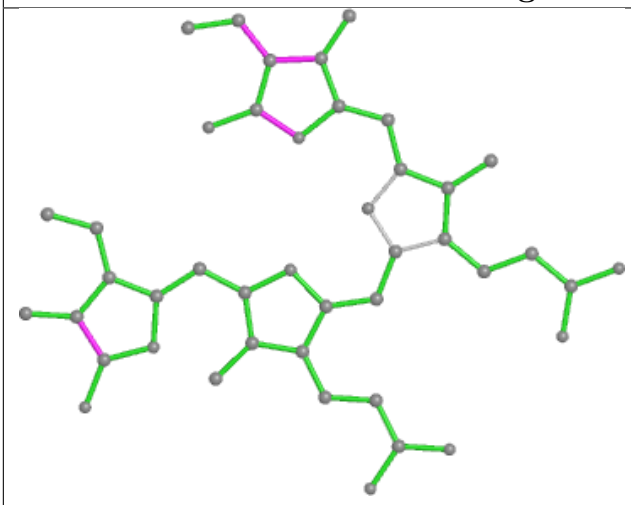

Bond lengths

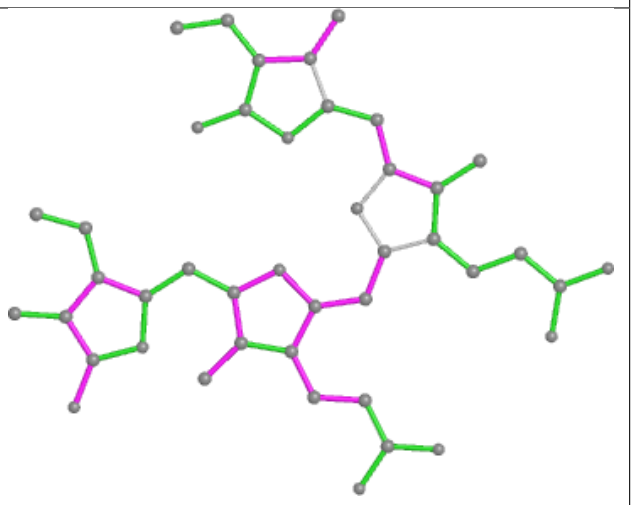

Bond angles

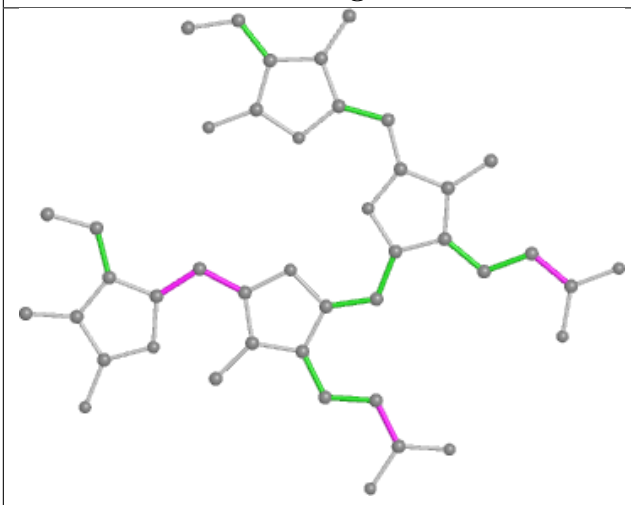

Torsions

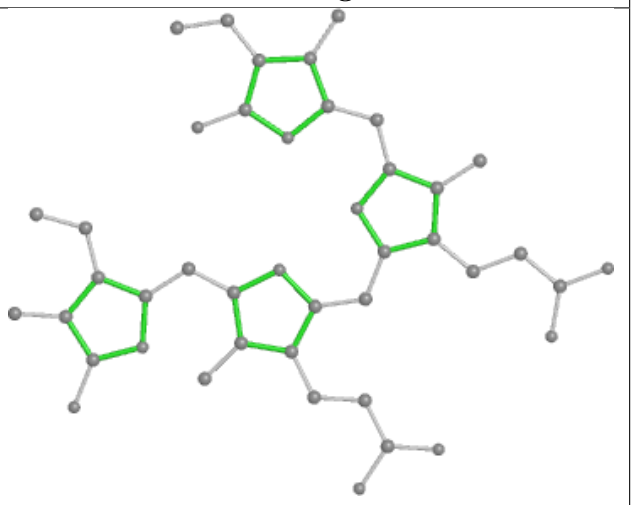

Rings

Ligand PUB F9 203

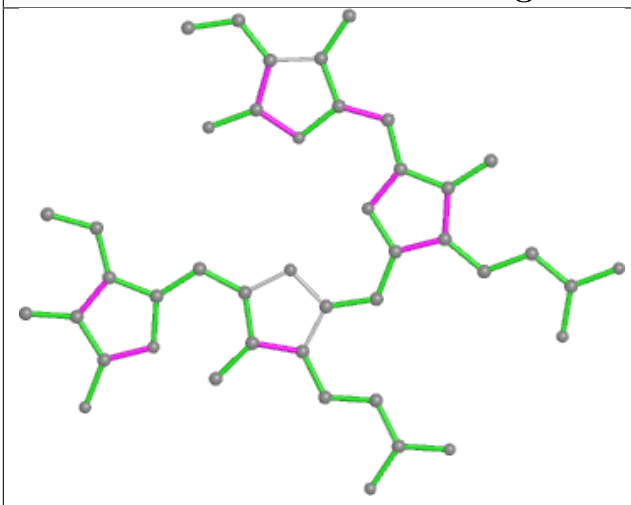

Bond lengths

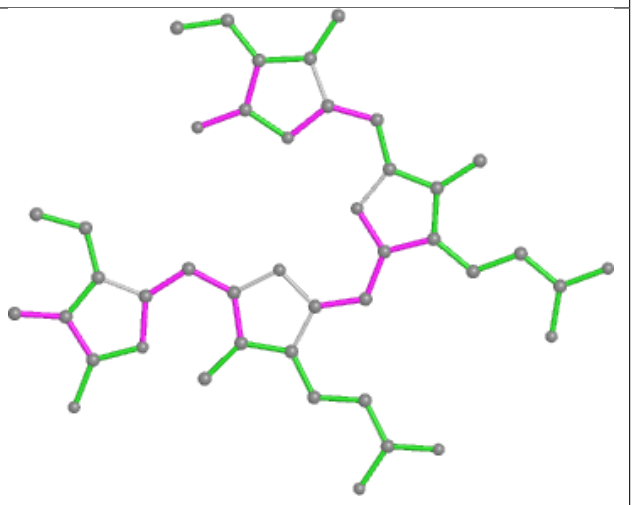

Bond angles

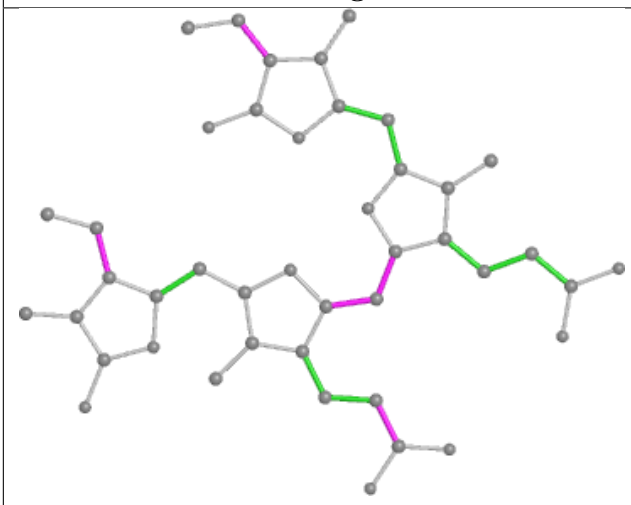

Torsions

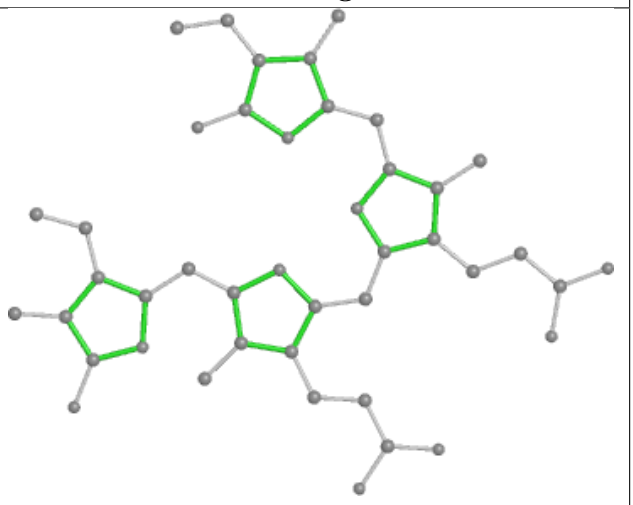

Rings

Ligand PUB K8 203

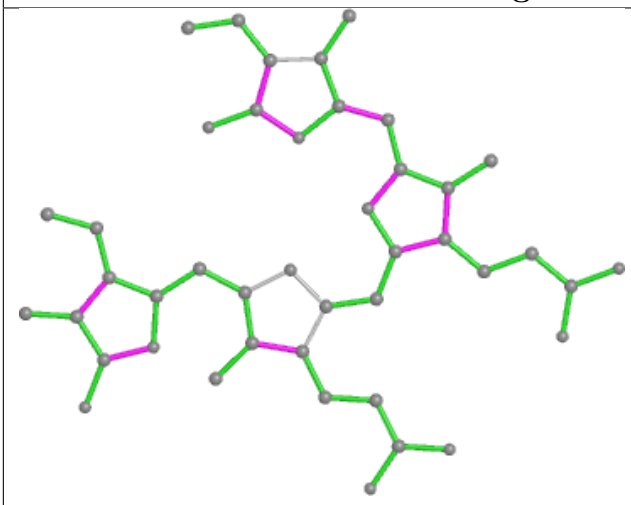

Bond lengths

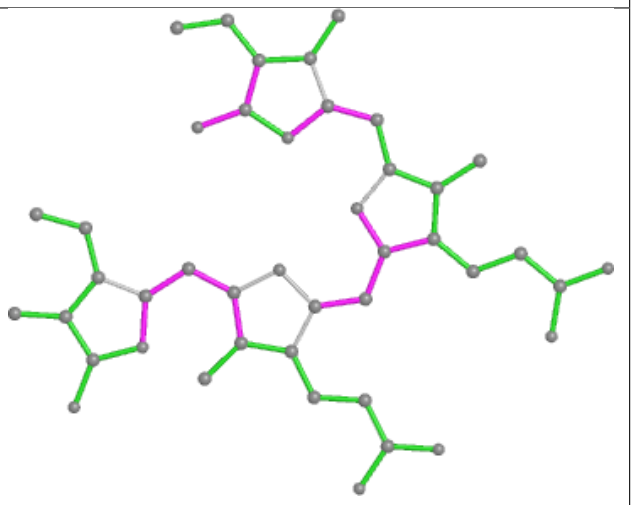

Bond angles

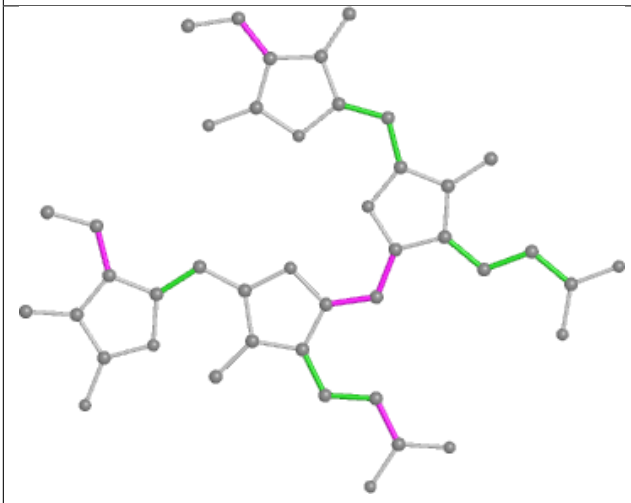

Torsions

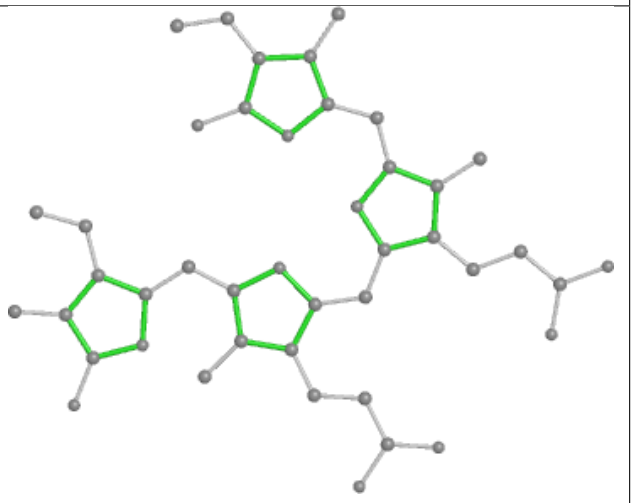

Rings

Ligand PEB iH 1001

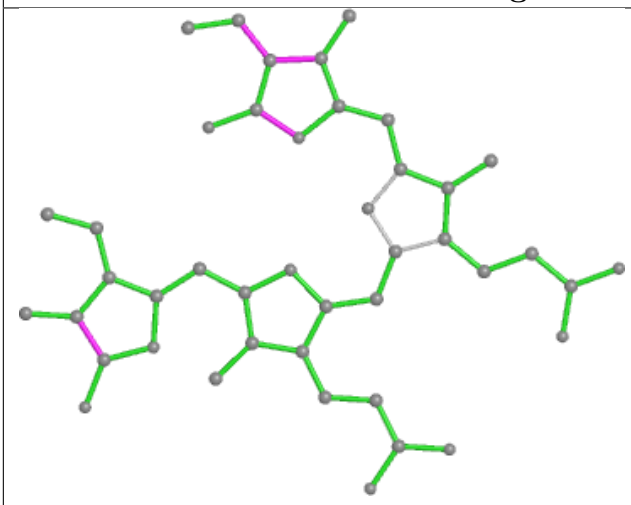

Bond lengths

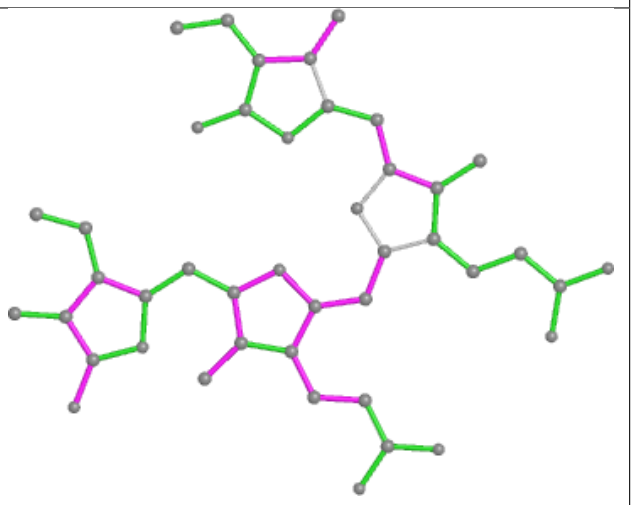

Bond angles

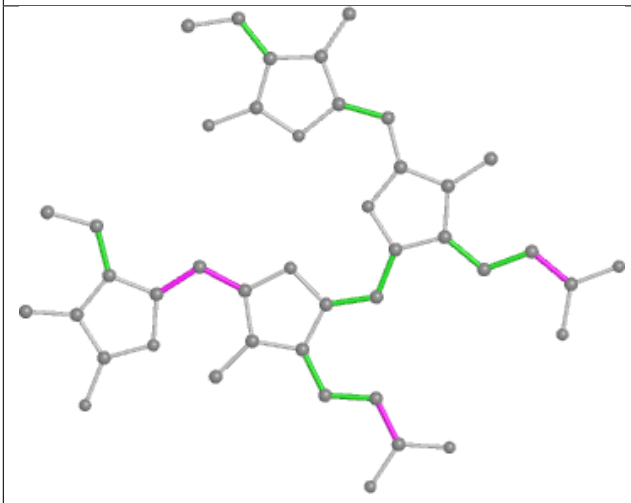

Torsions

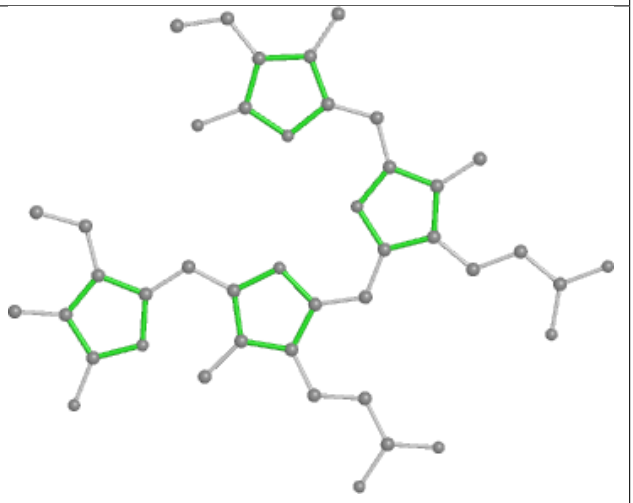

Rings

Ligand PEB N6 202

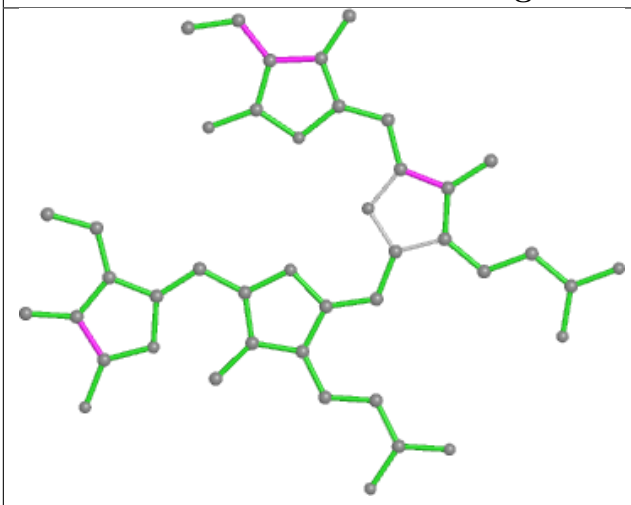

Bond lengths

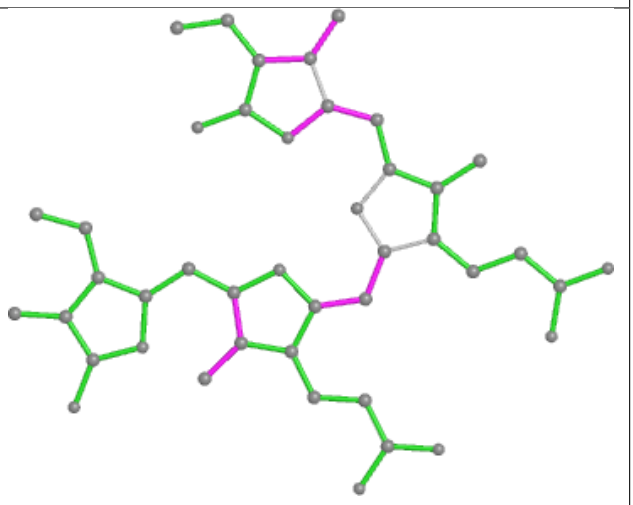

Bond angles

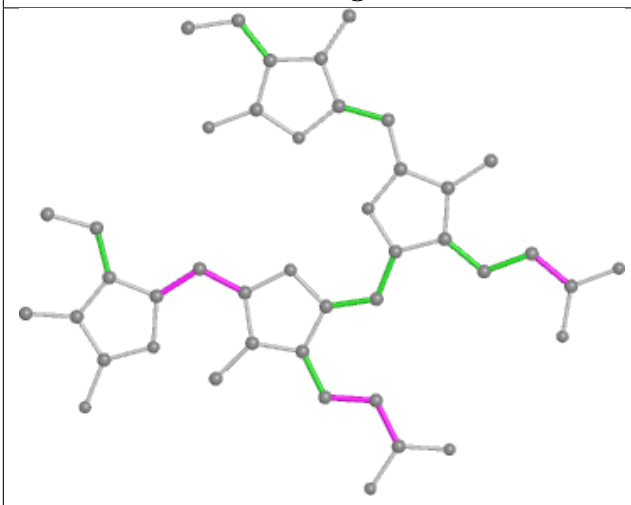

Torsions

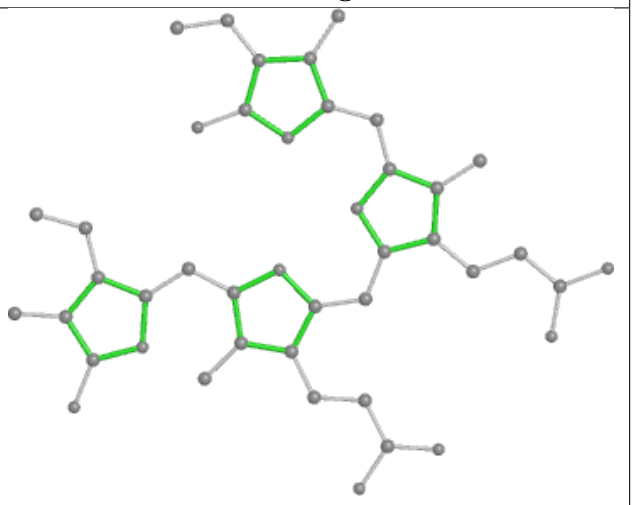

Rings

Ligand PVN c3 303

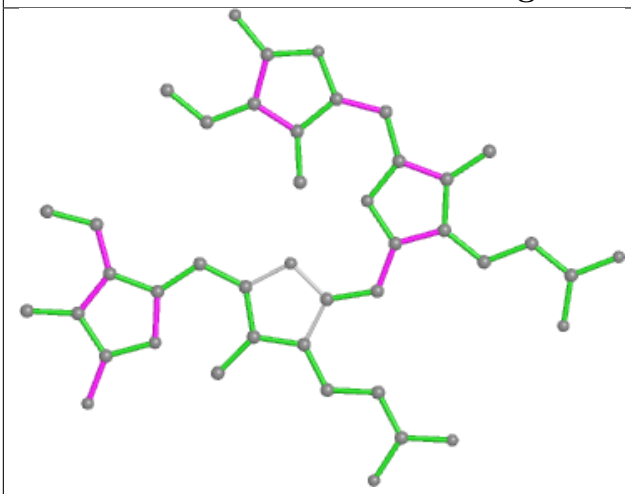

Bond lengths

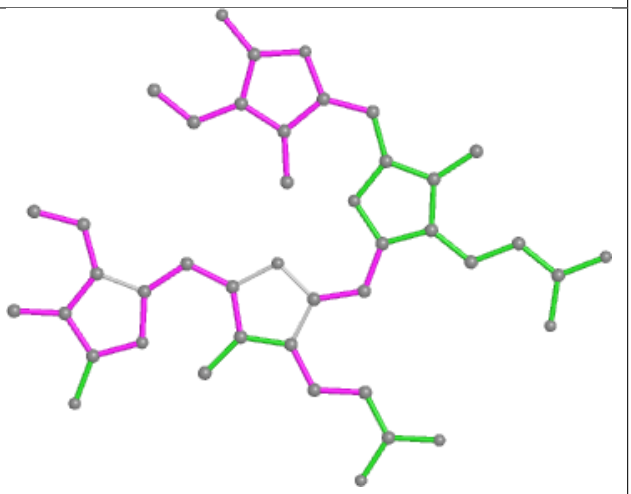

Bond angles

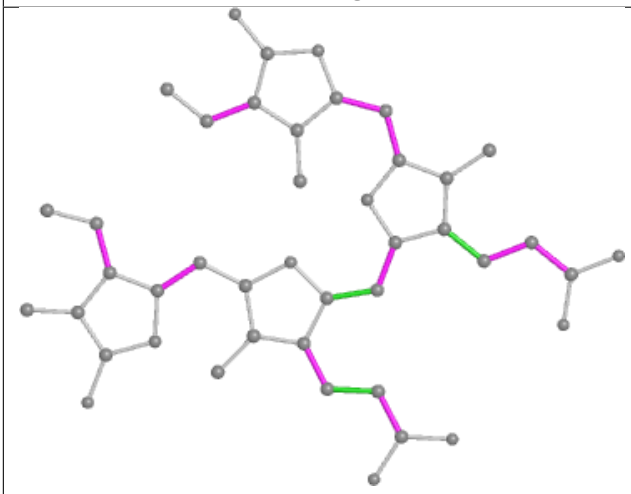

Torsions

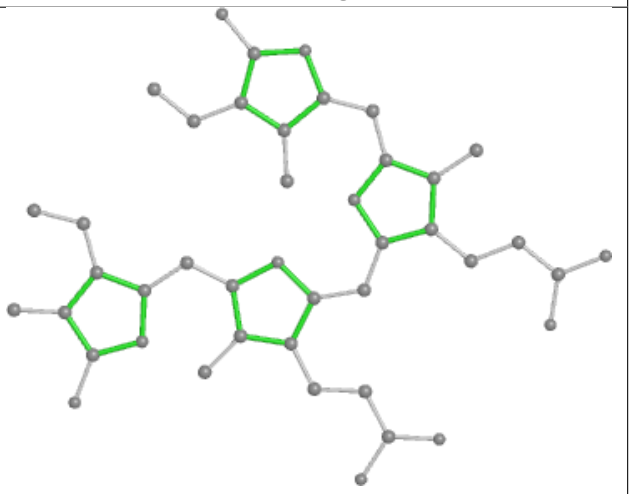

Rings

Ligand PEB j9 201

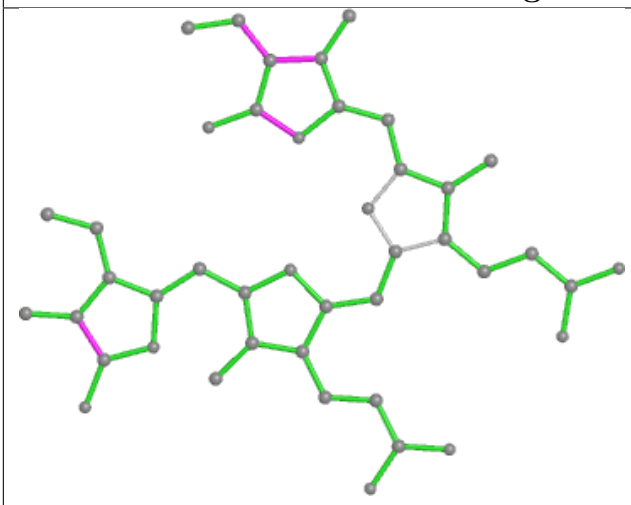

Bond lengths

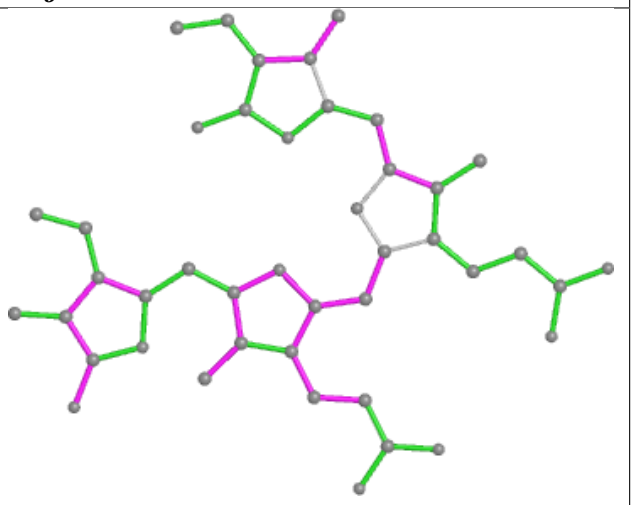

Bond angles

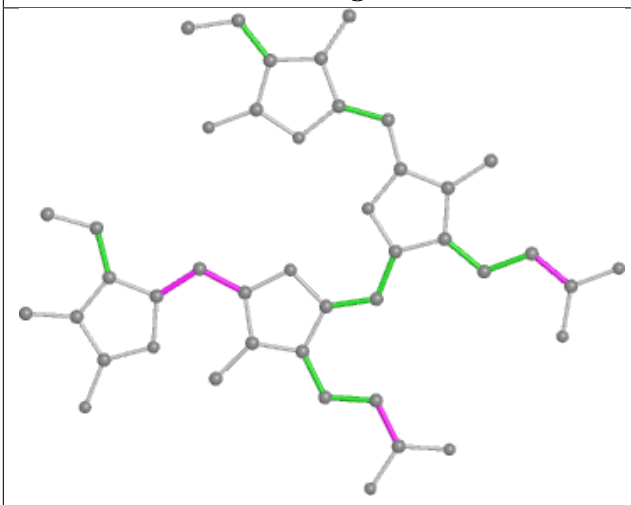

Torsions

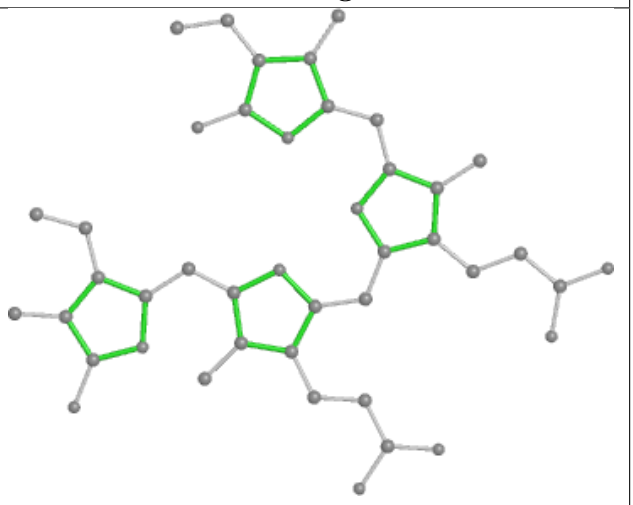

Rings

Ligand PEB fa 201

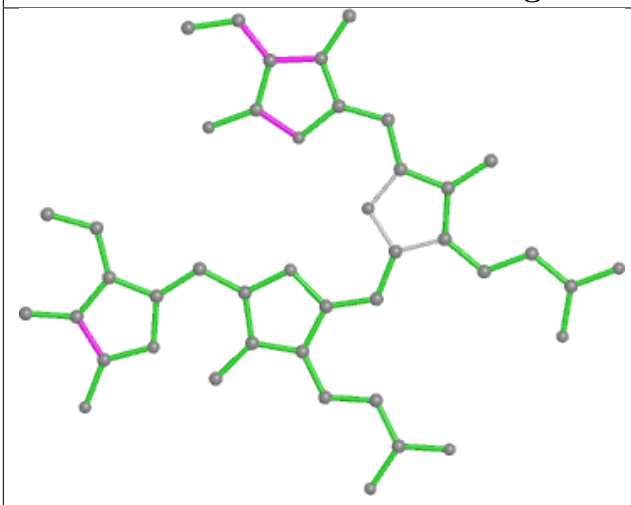

Bond lengths

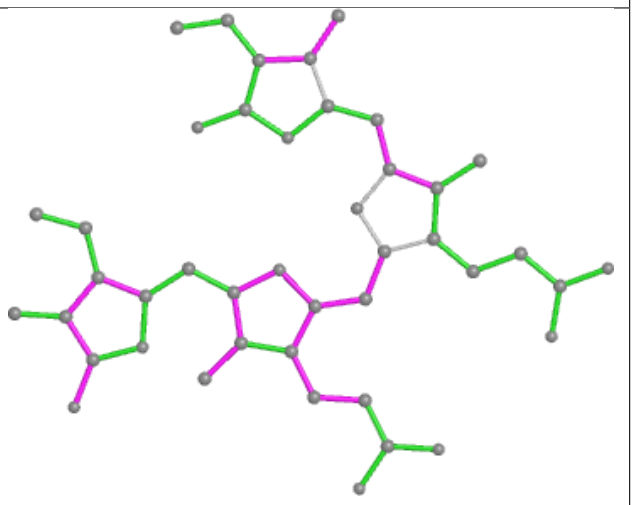

Bond angles

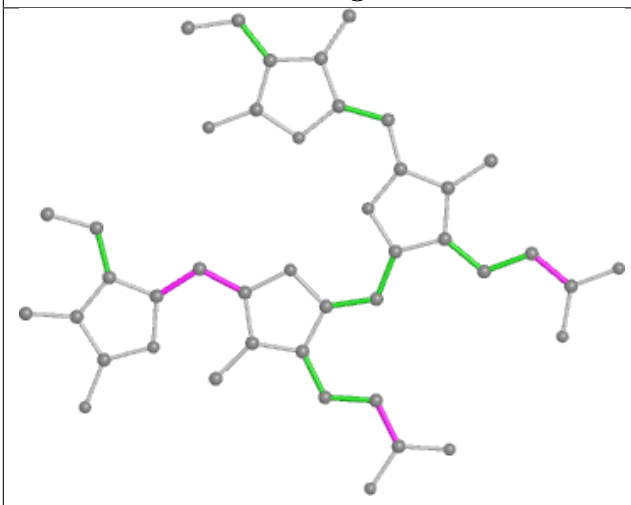

Torsions

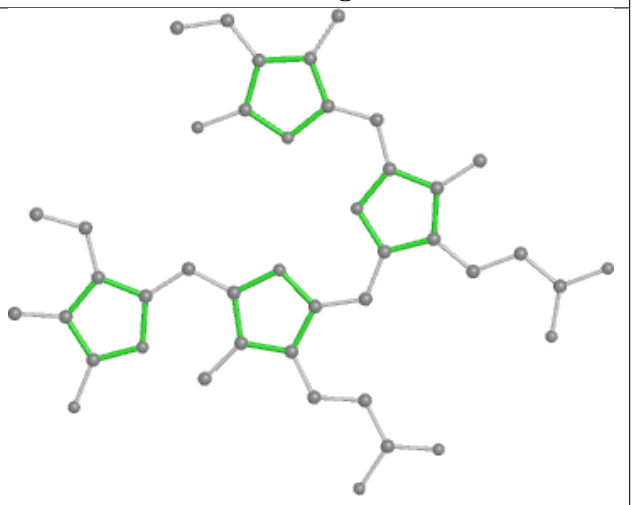

Rings

Ligand PUB J4 203

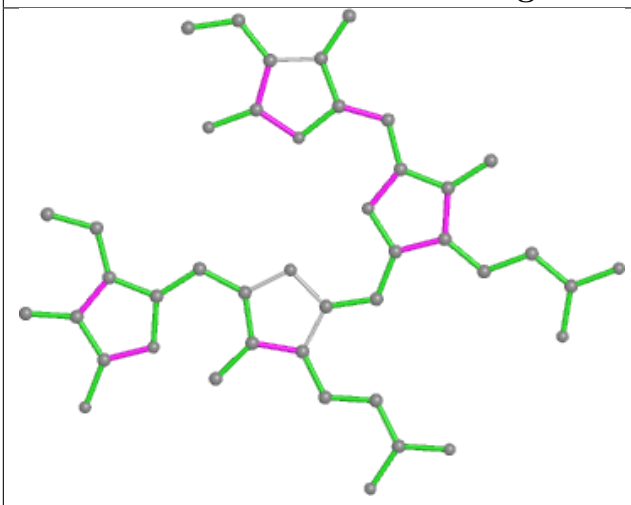

Bond lengths

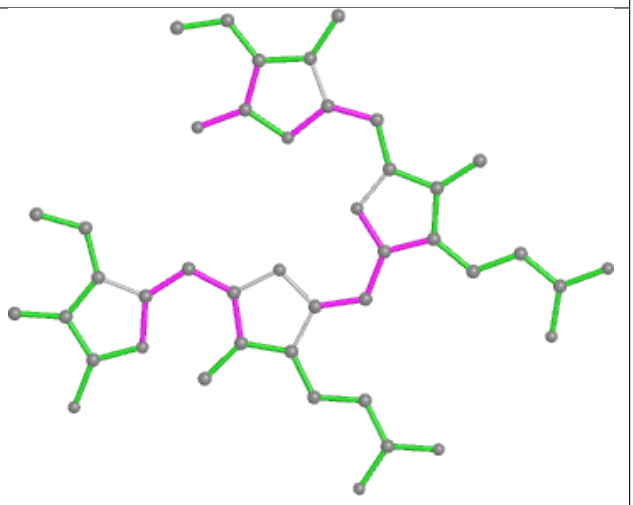

Bond angles

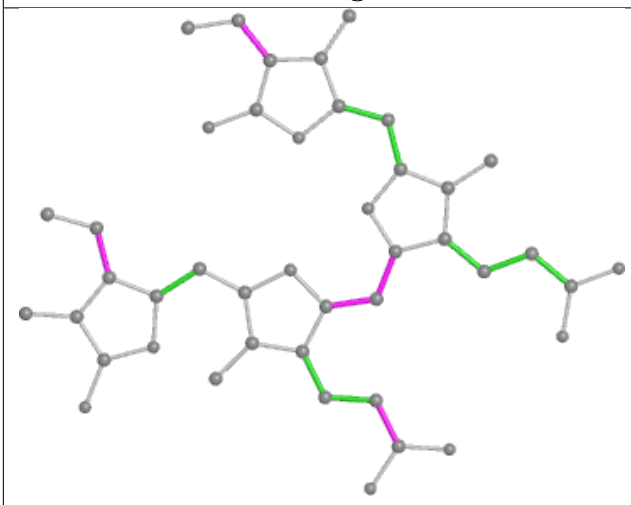

Torsions

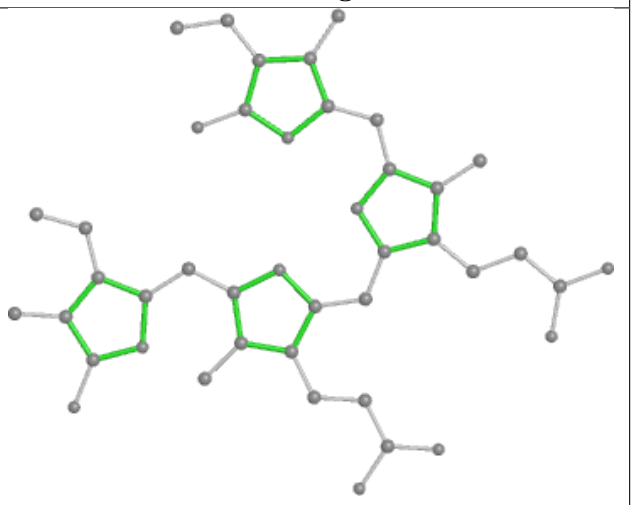

Rings

Ligand PUB n9 403

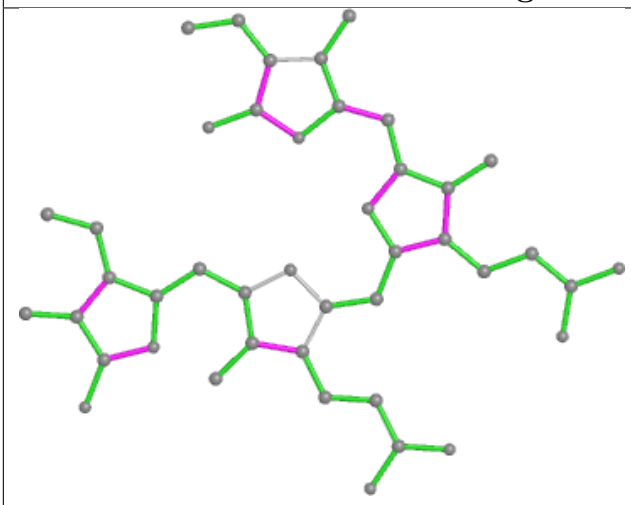

Bond lengths

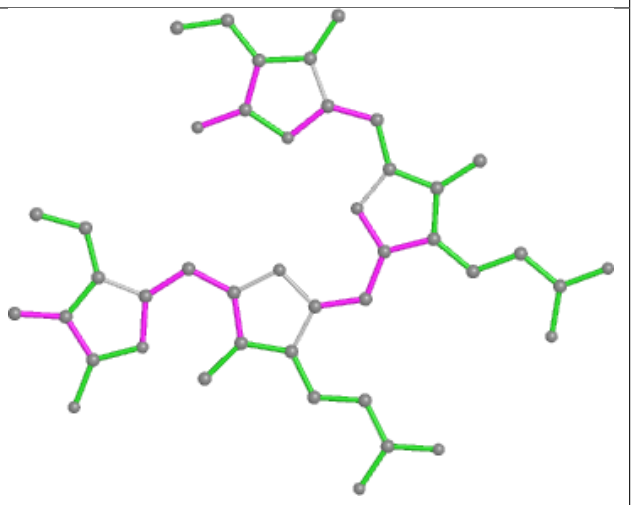

Bond angles

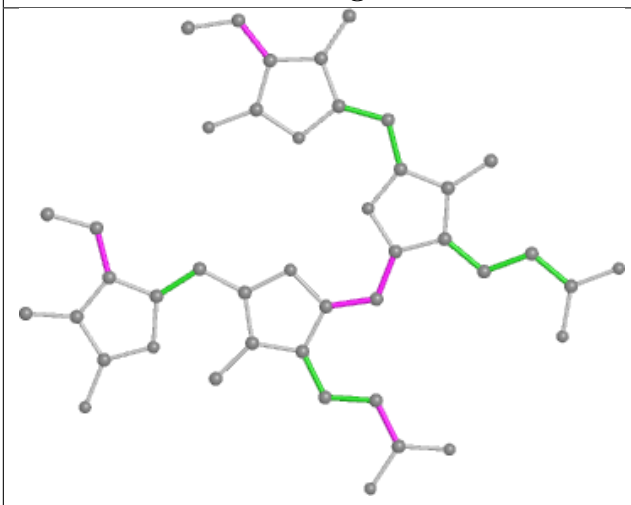

Torsions

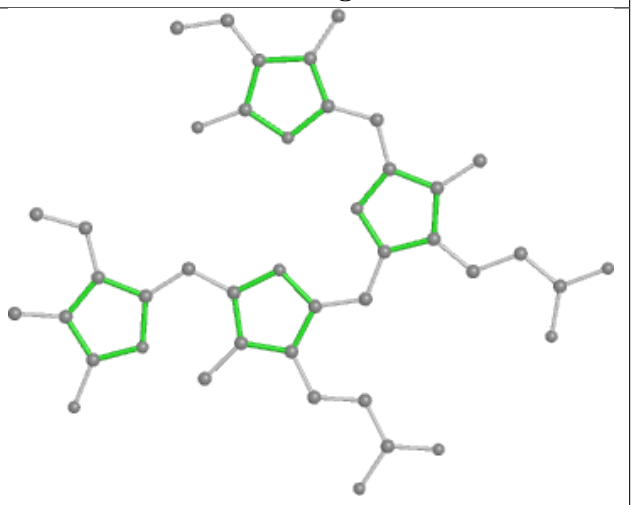

Rings

Ligand PEB Z3 202

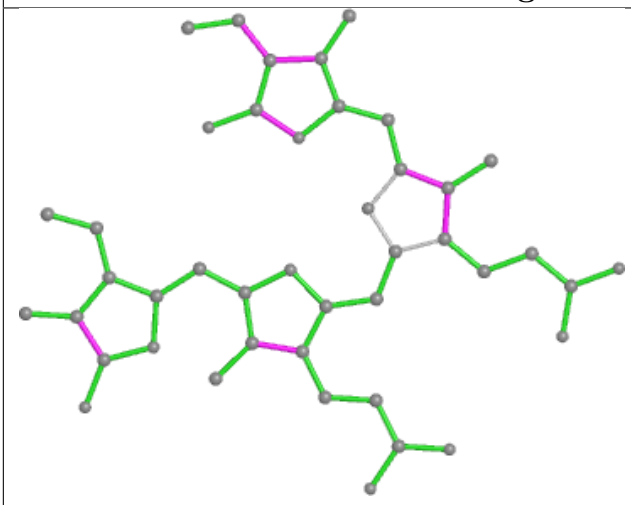

Bond lengths

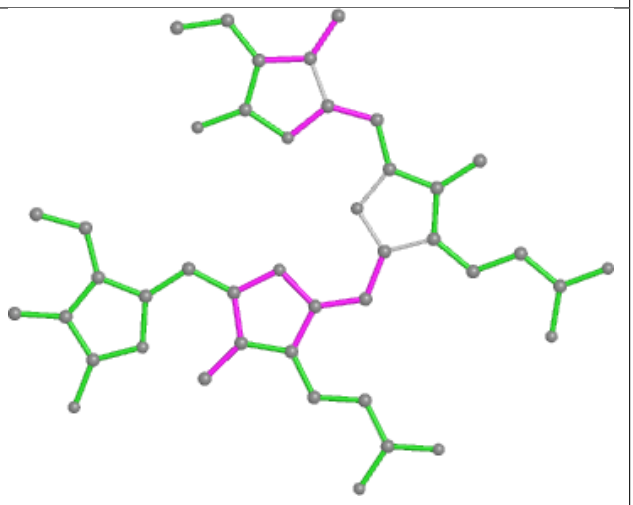

Bond angles

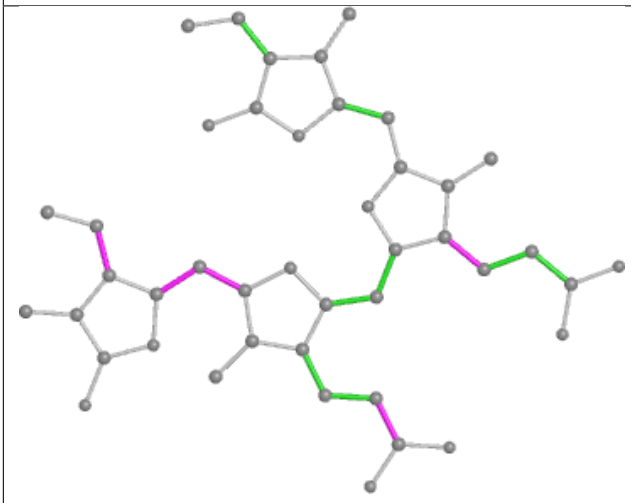

Torsions

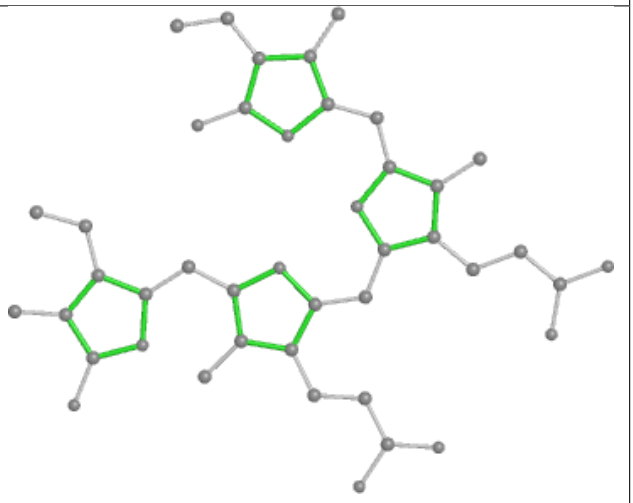

Rings

Ligand PEB ah 201

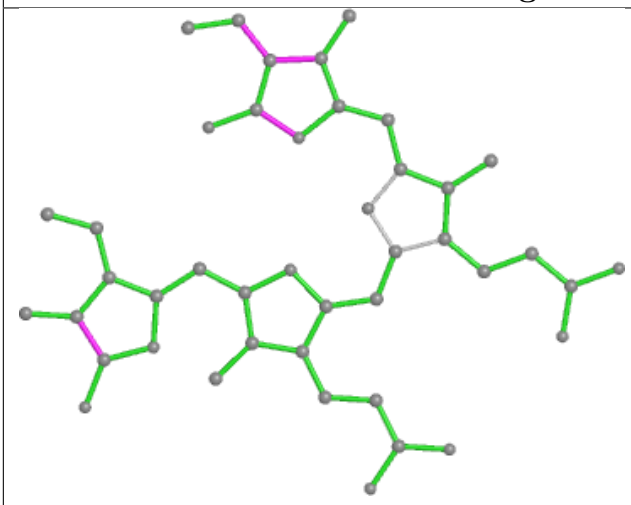

Bond lengths

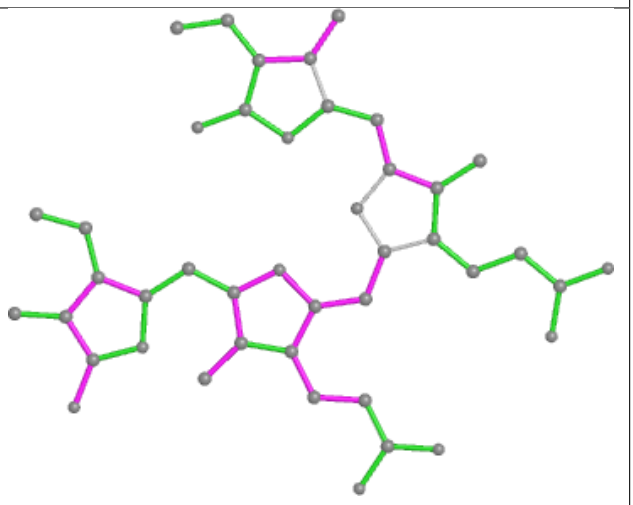

Bond angles

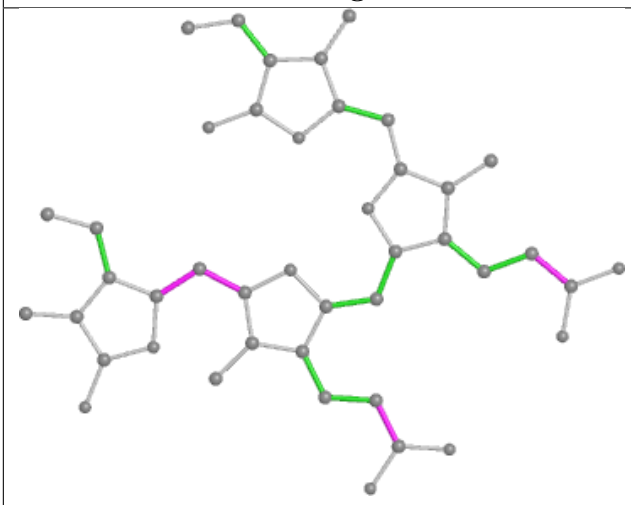

Torsions

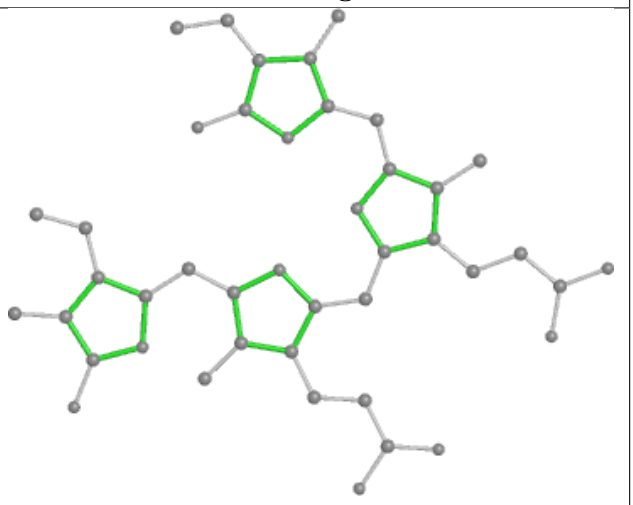

Rings

Ligand PEB cY 201

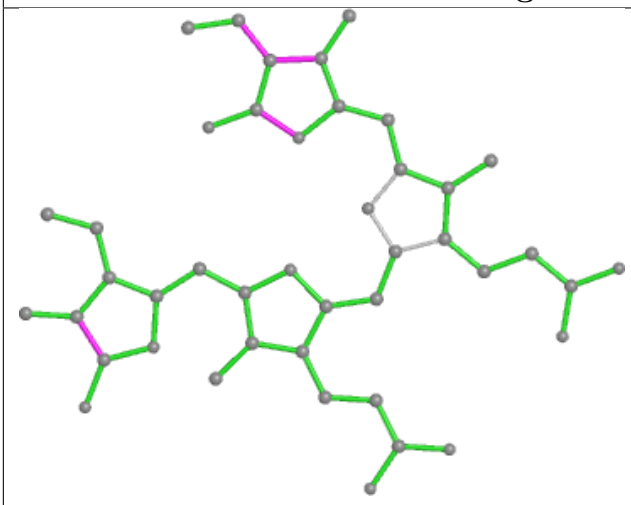

Bond lengths

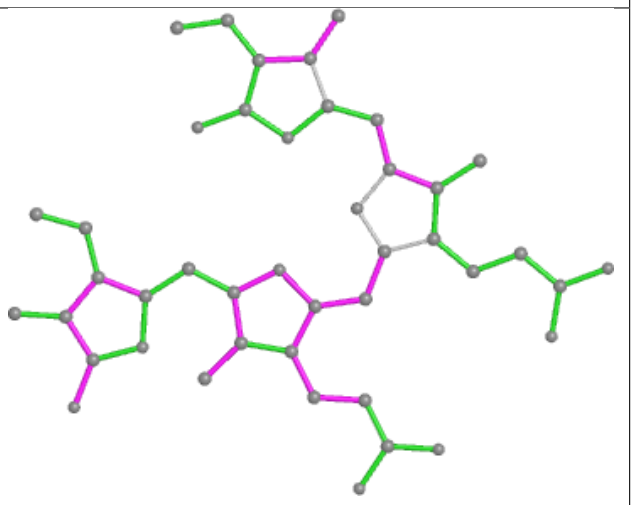

Bond angles

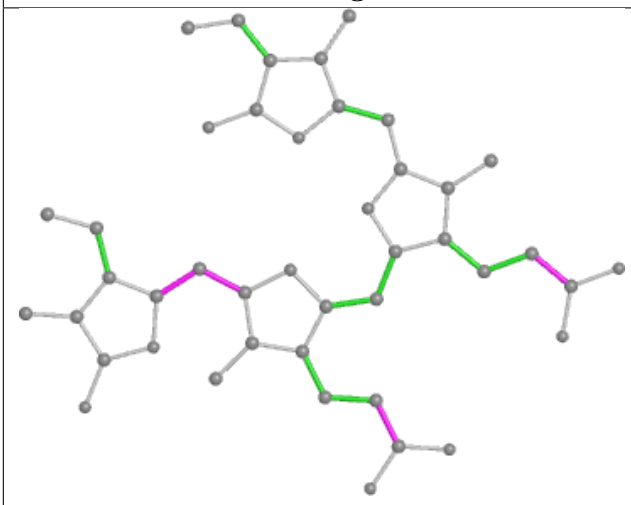

Torsions

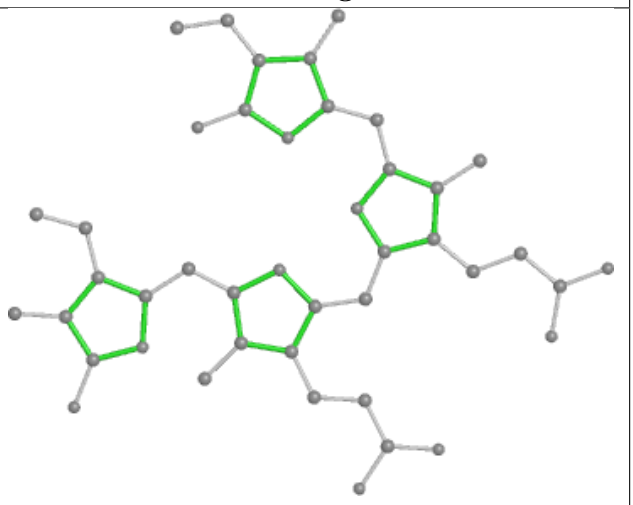

Rings

Ligand PVN eZ 402

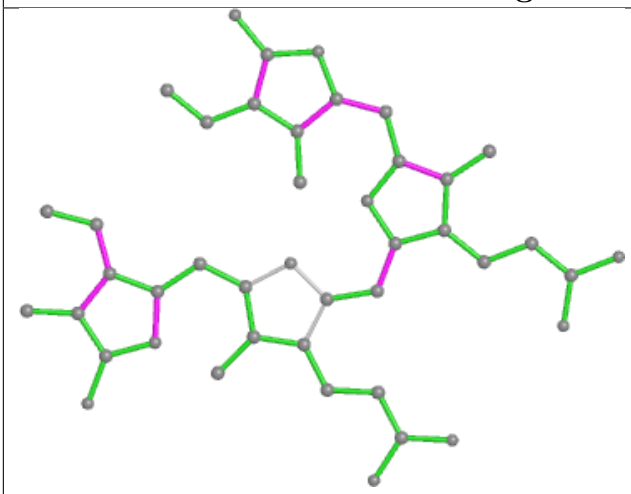

Bond lengths

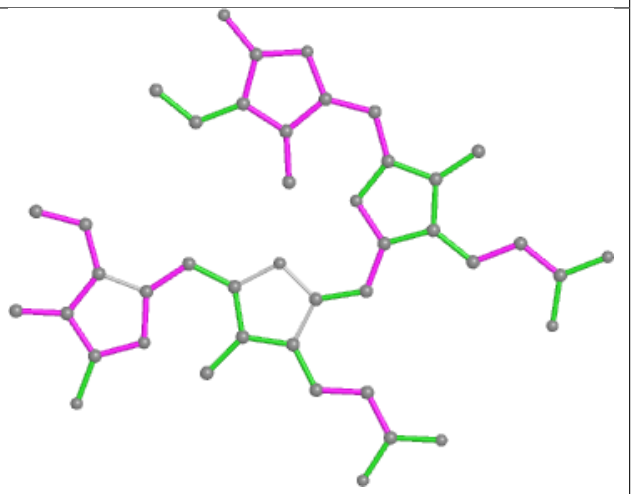

Bond angles

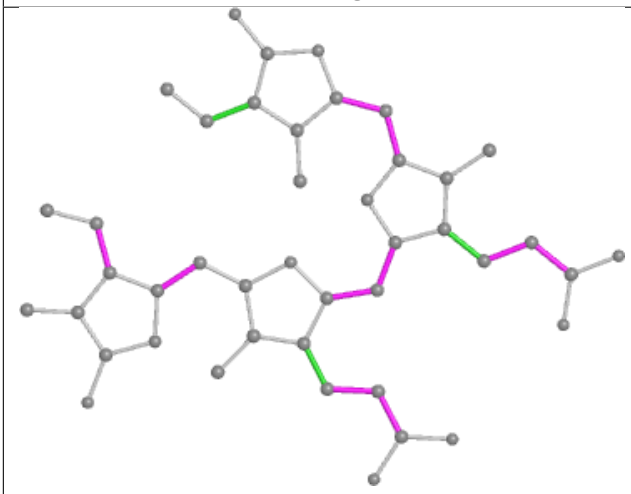

Torsions

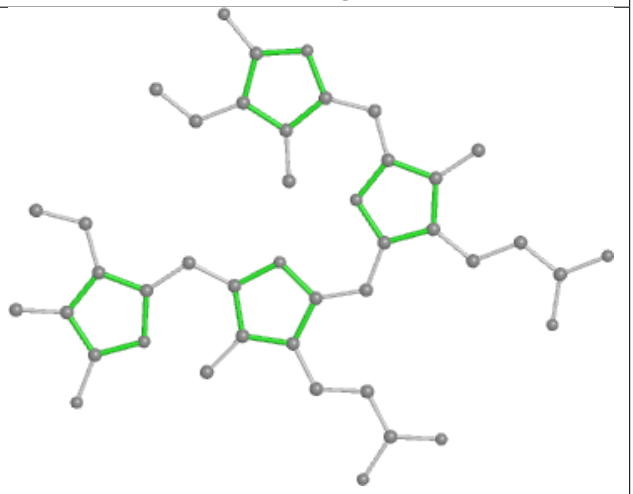

Rings

Ligand PEB q9 201

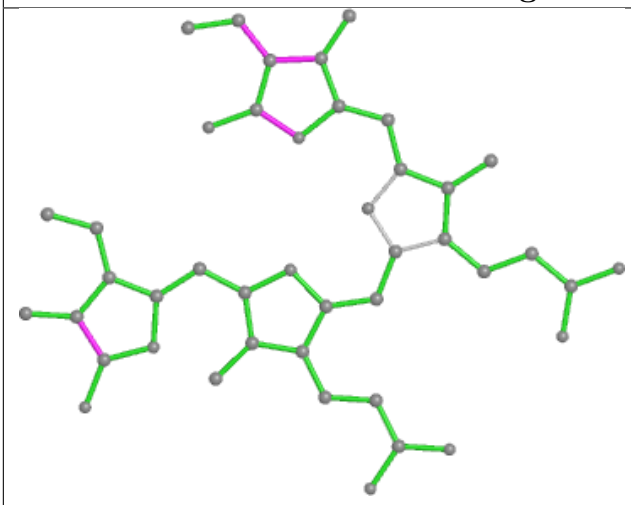

Bond lengths

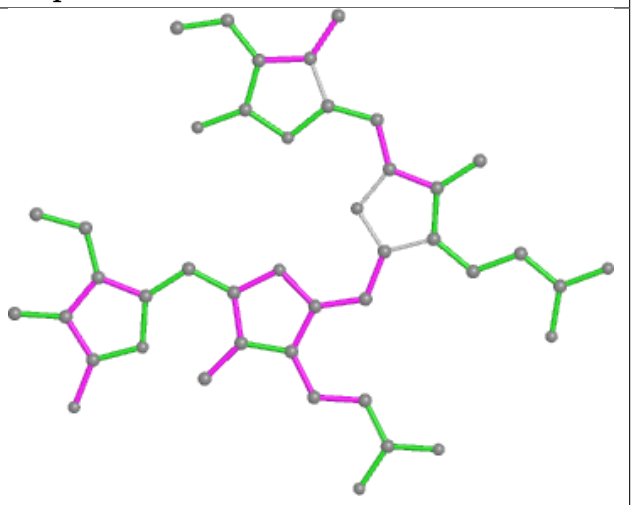

Bond angles

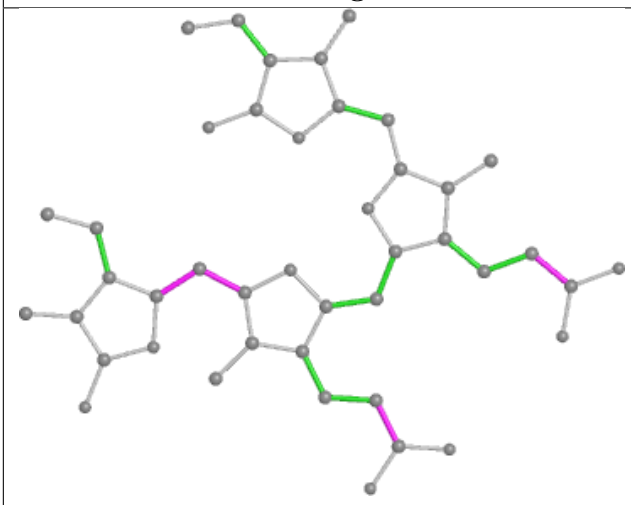

Torsions

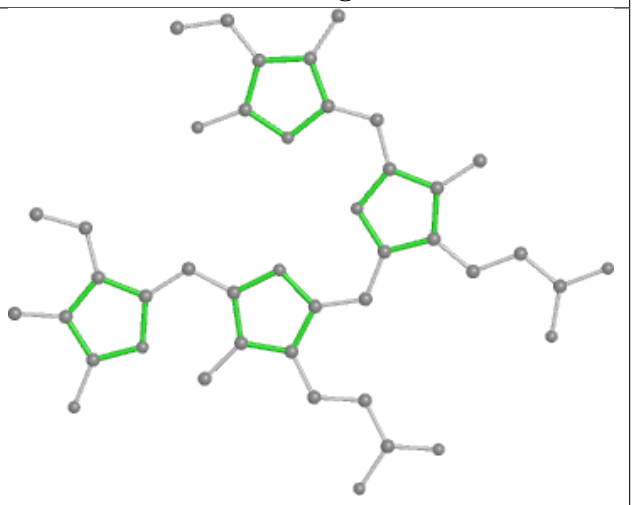

Rings

Ligand PUB e8 305

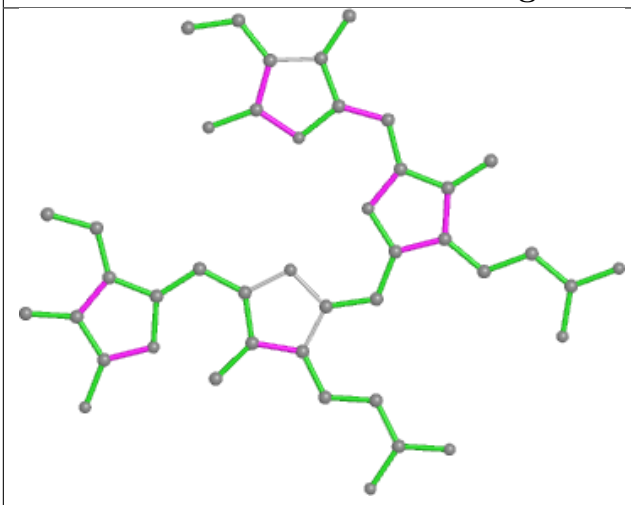

Bond lengths

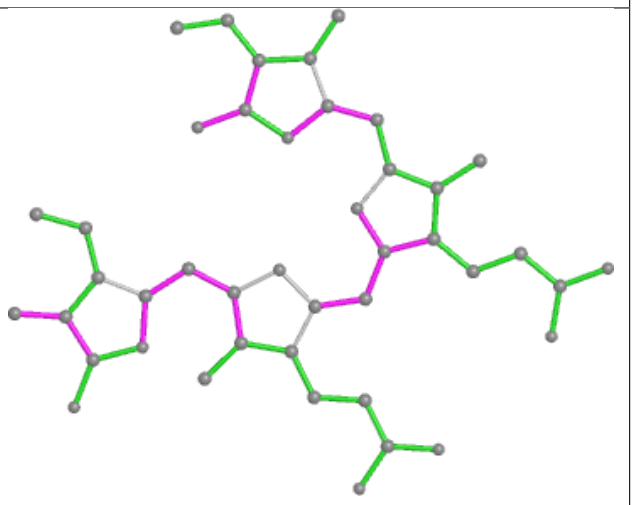

Bond angles

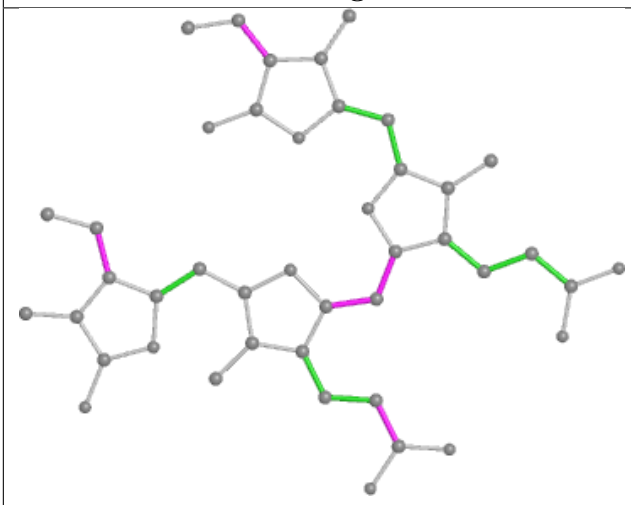

Torsions

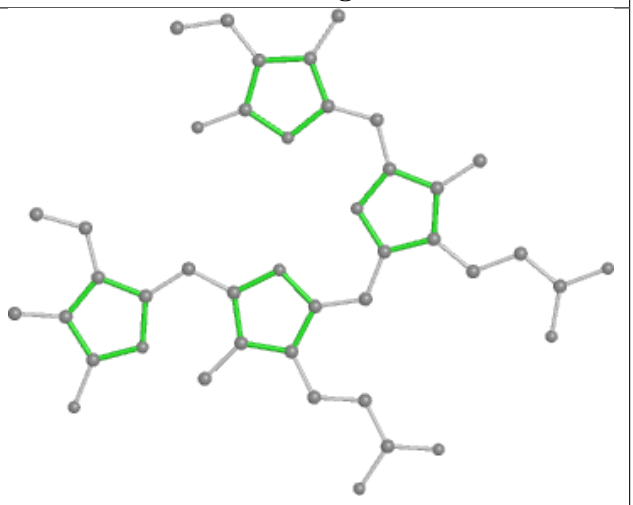

Rings

Ligand PEB aj 202

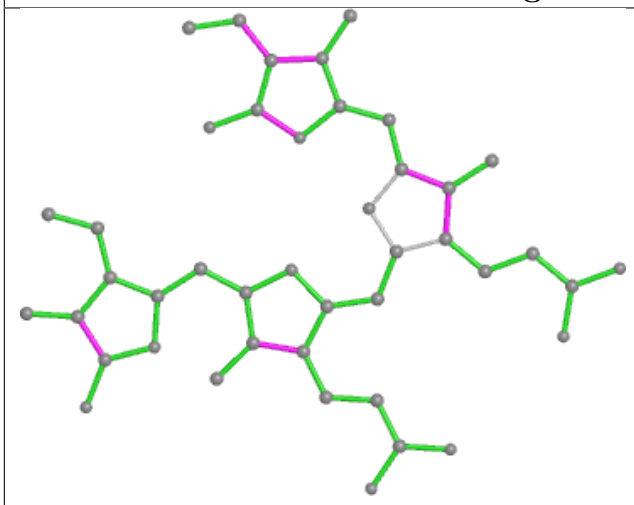

Bond lengths

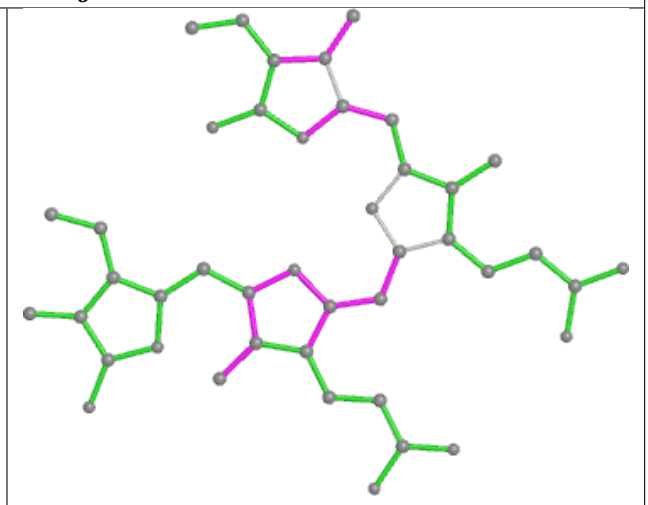

Bond angles

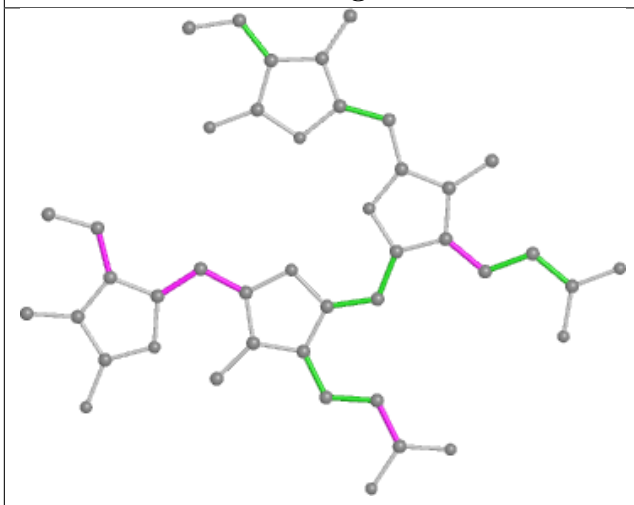

Torsions

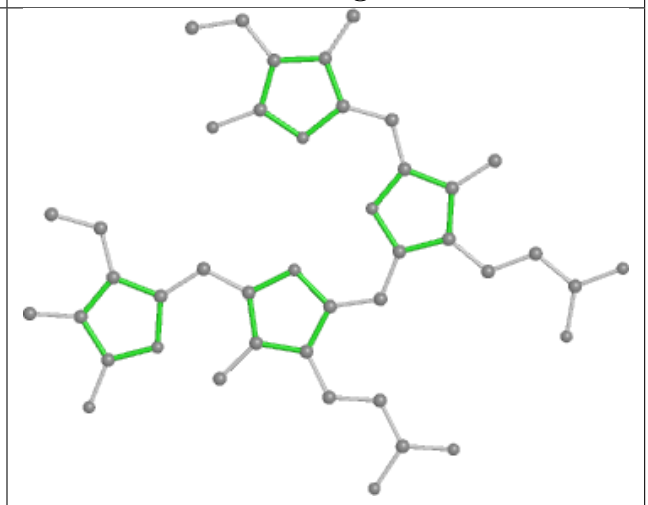

Rings

Ligand PEB Y9 302

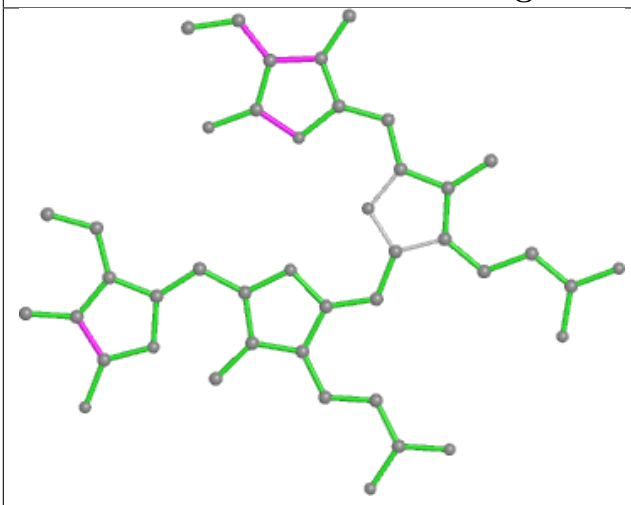

Bond lengths

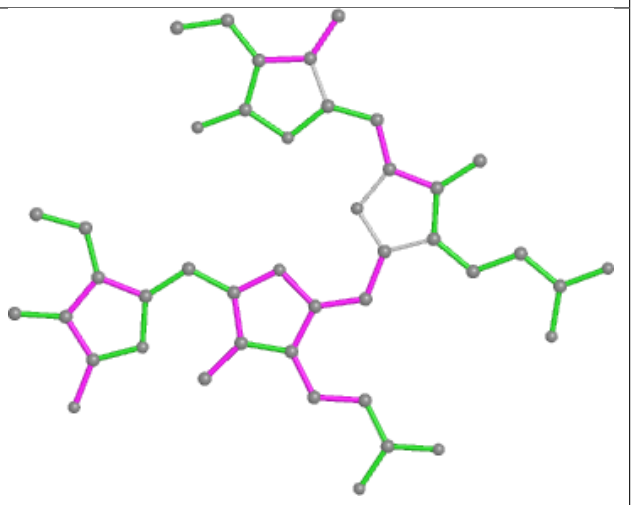

Bond angles

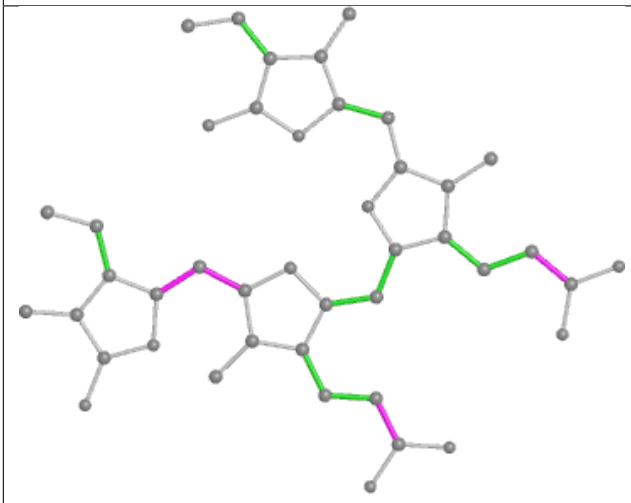

Torsions

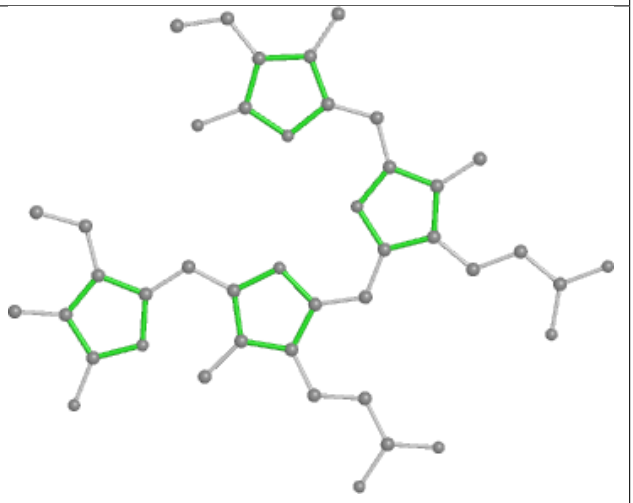

Rings

Ligand PEB aS 201

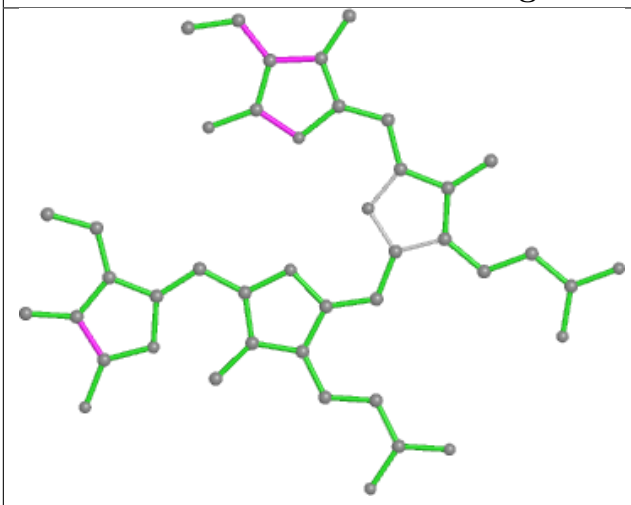

Bond lengths

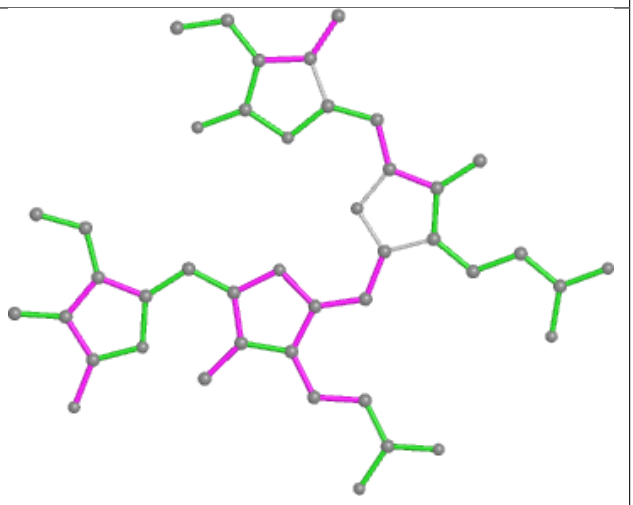

Bond angles

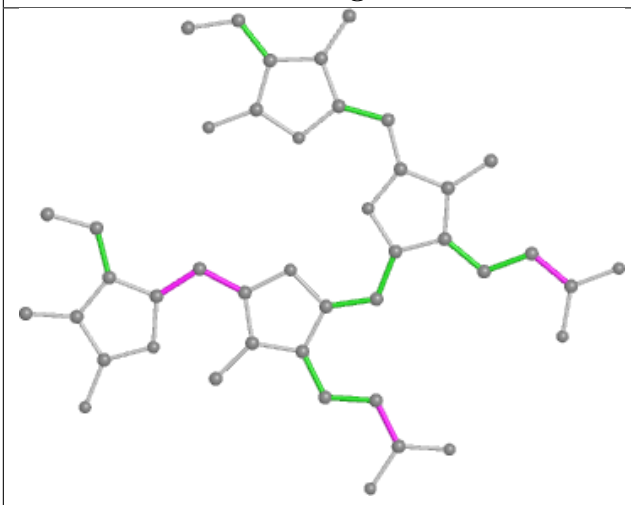

Torsions

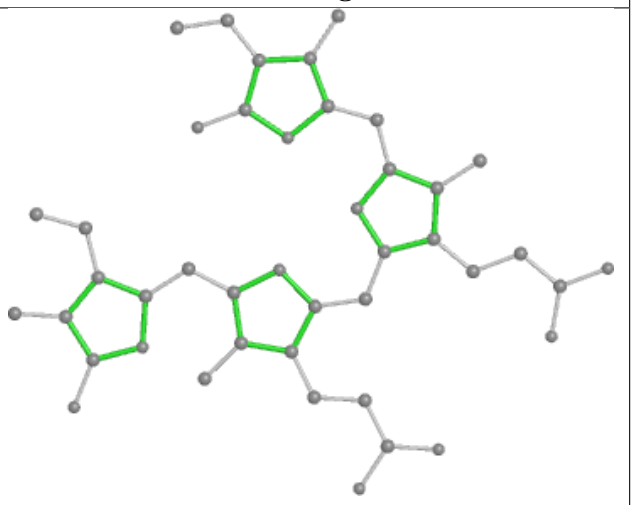

Rings

Ligand PUB dl 203

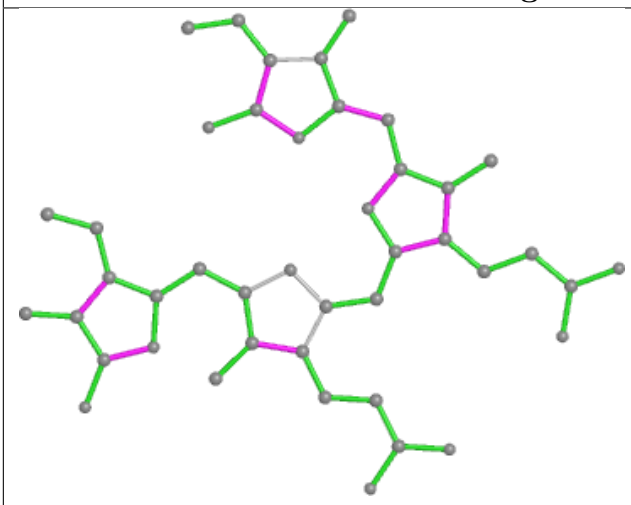

Bond lengths

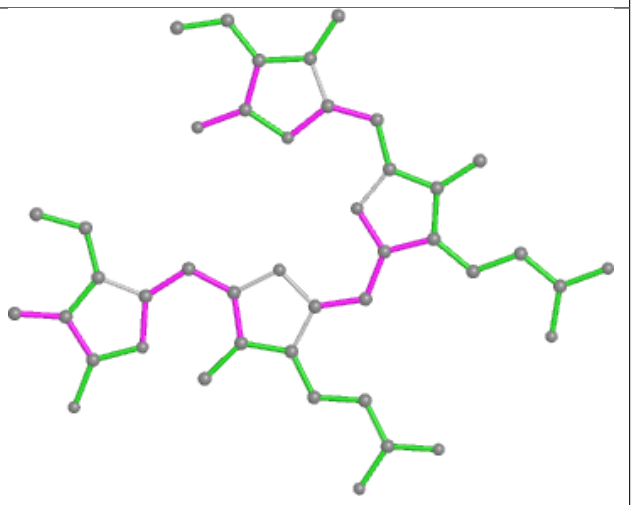

Bond angles

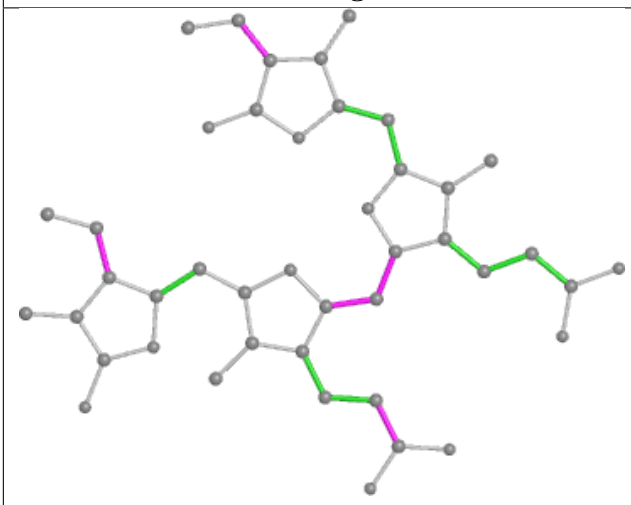

Torsions

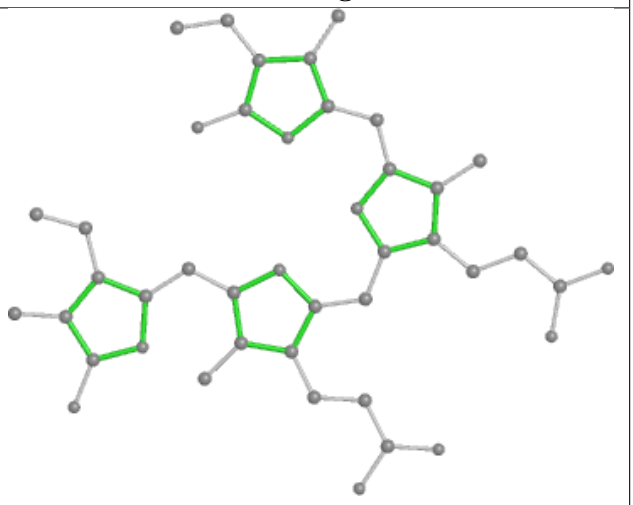

Rings

Ligand PEB bD 202

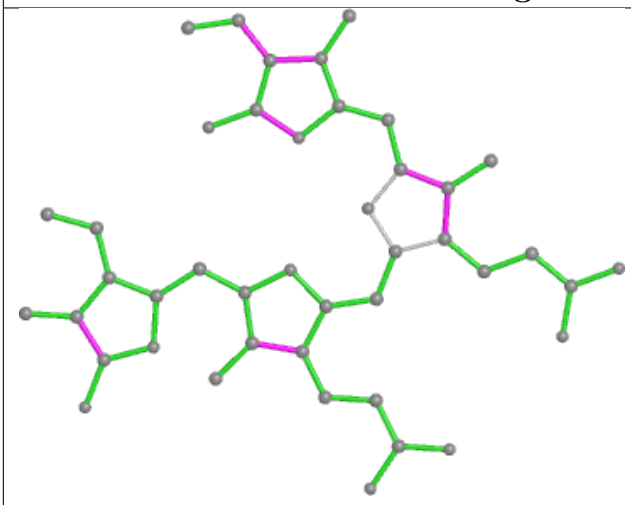

Bond lengths

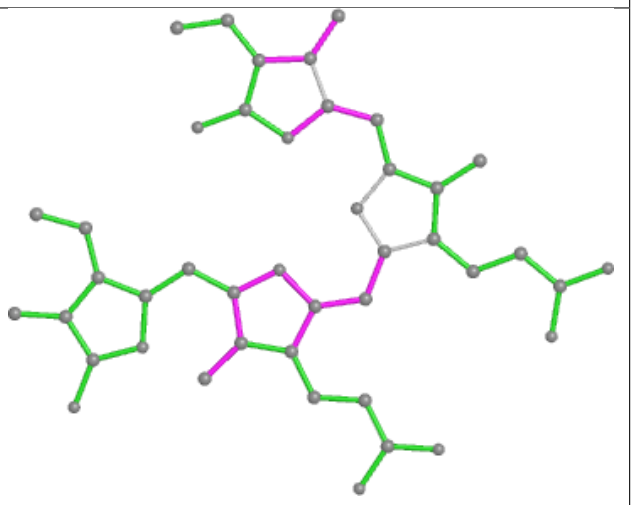

Bond angles

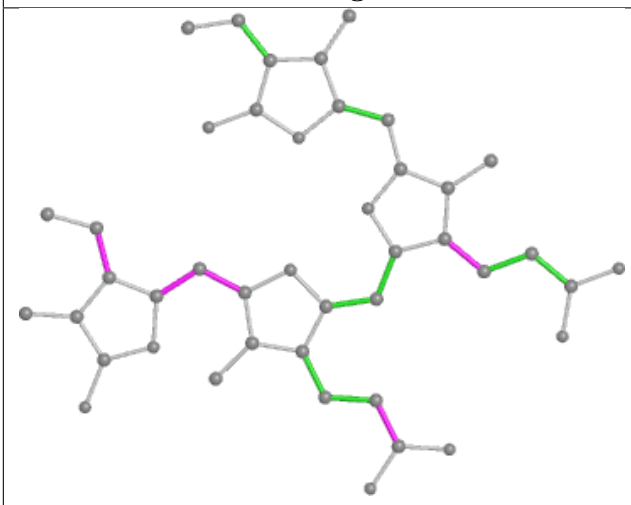

Torsions

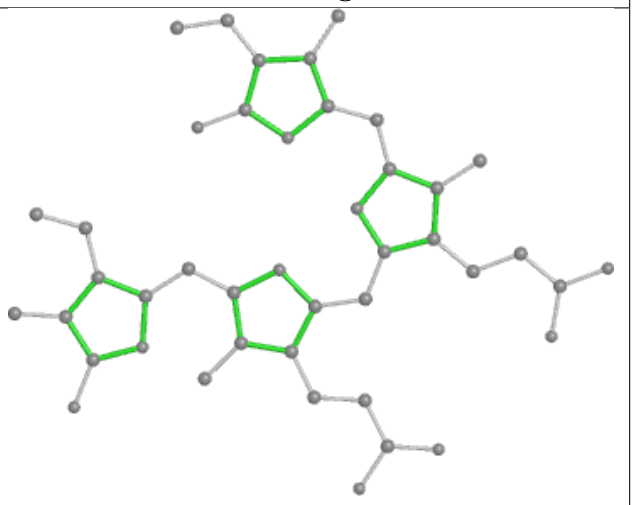

Rings

Ligand PEB e3 1002

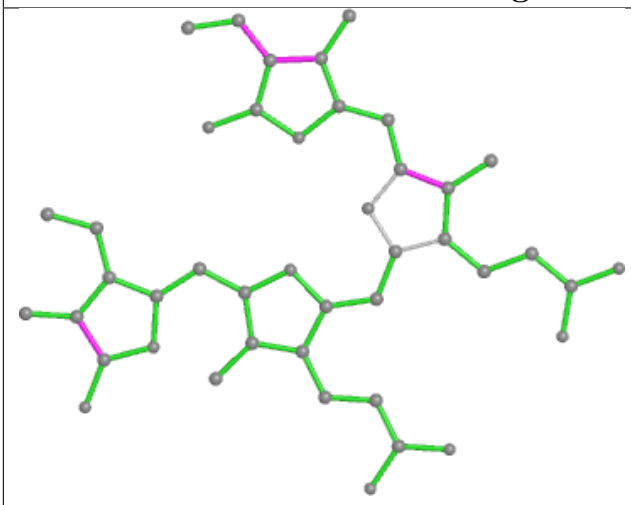

Bond lengths

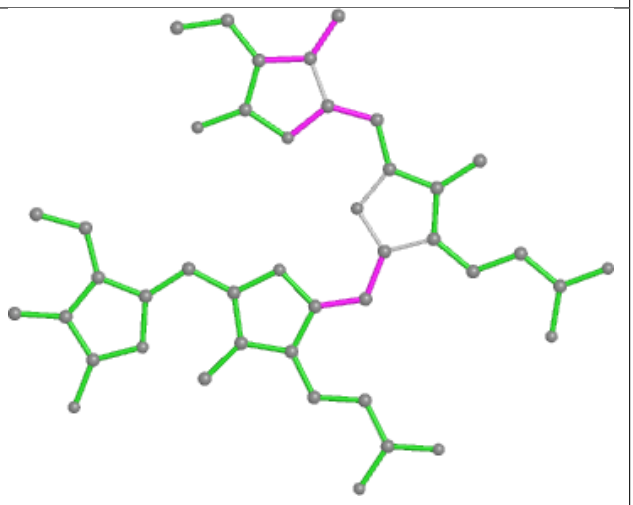

Bond angles

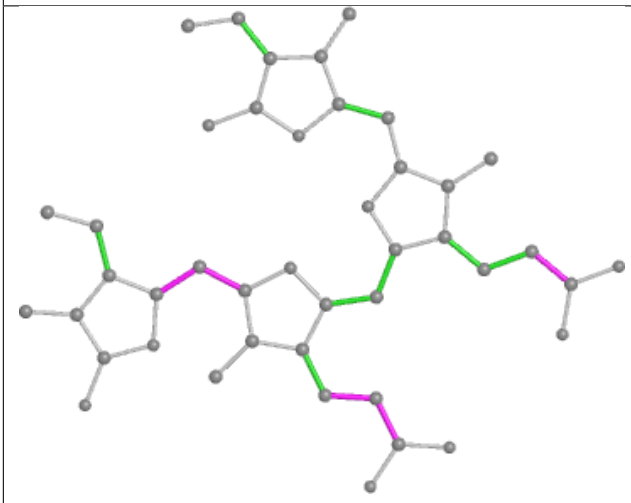

Torsions

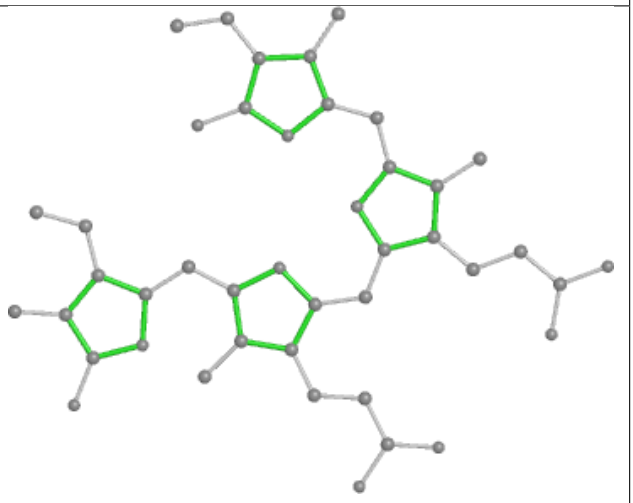

Rings

Ligand PUB hB 203

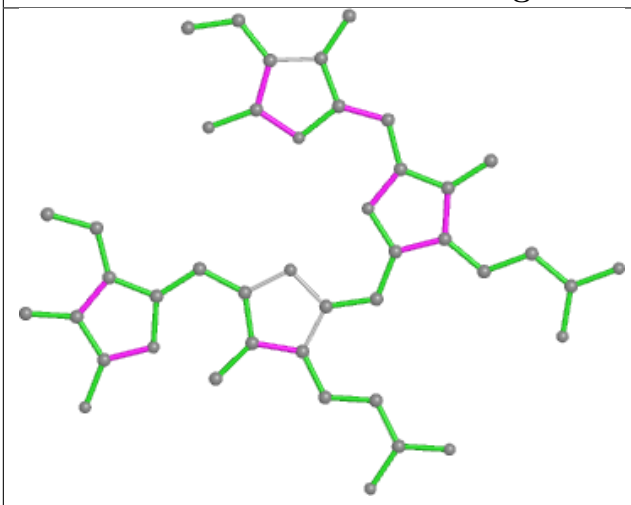

Bond lengths

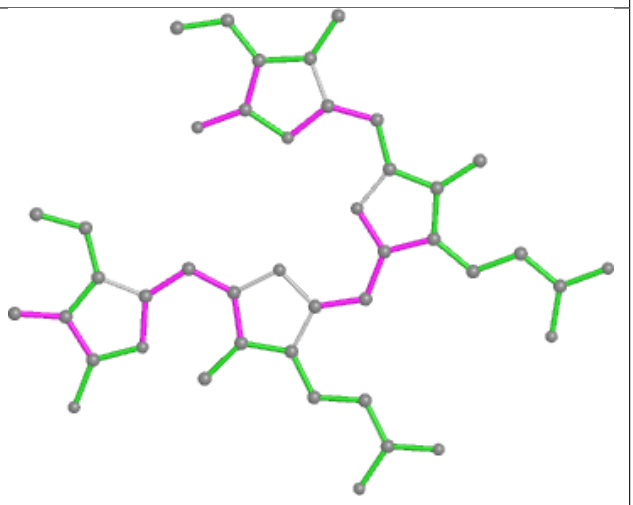

Bond angles

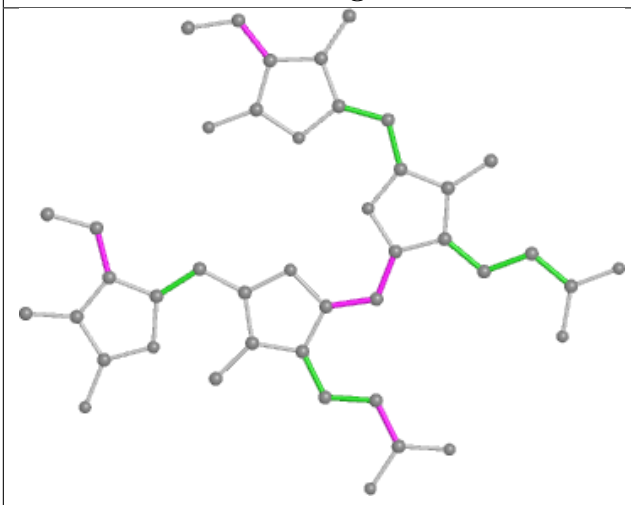

Torsions

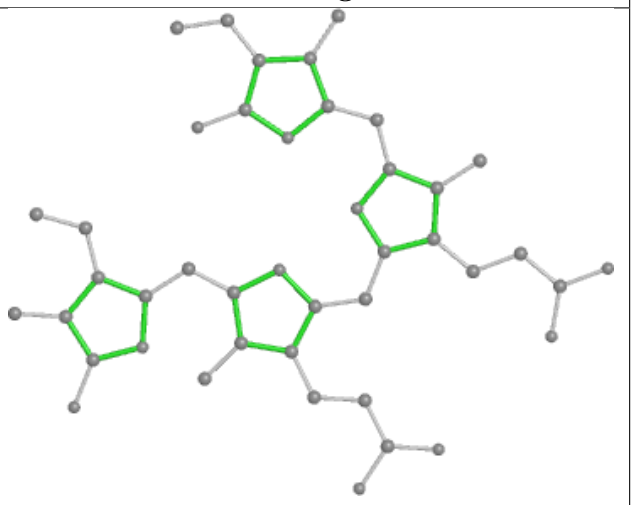

Rings

Ligand PEB eS 201

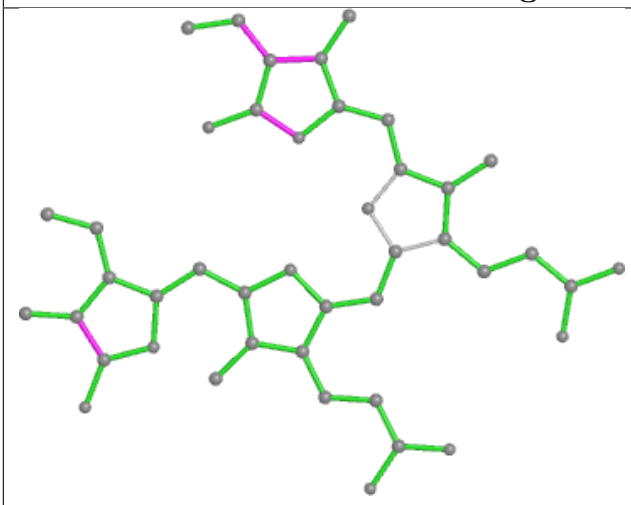

Bond lengths

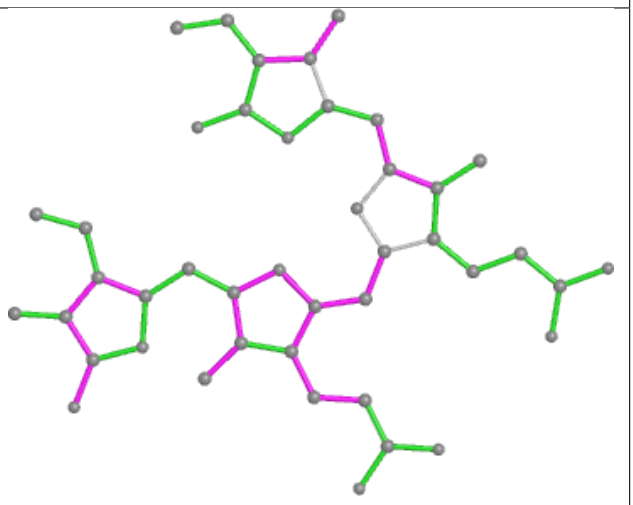

Bond angles

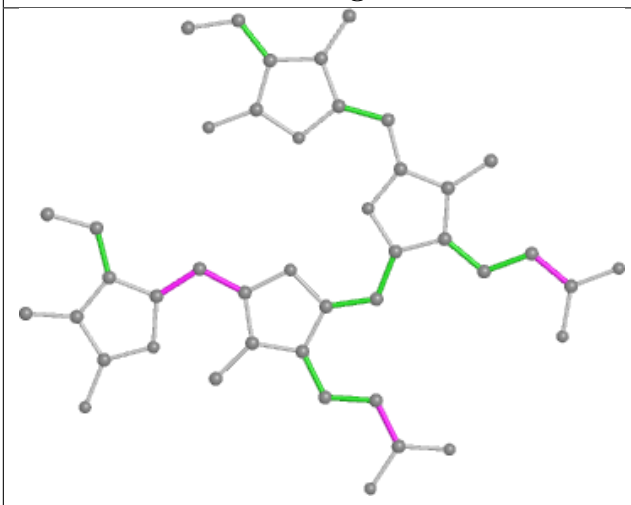

Torsions

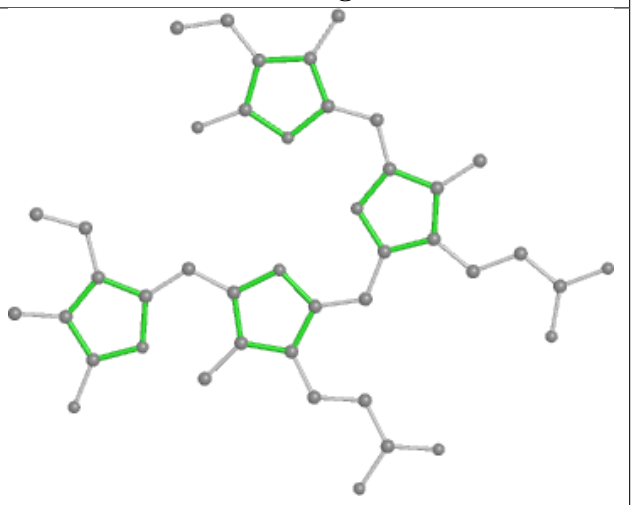

Rings

Ligand PEB eY 401

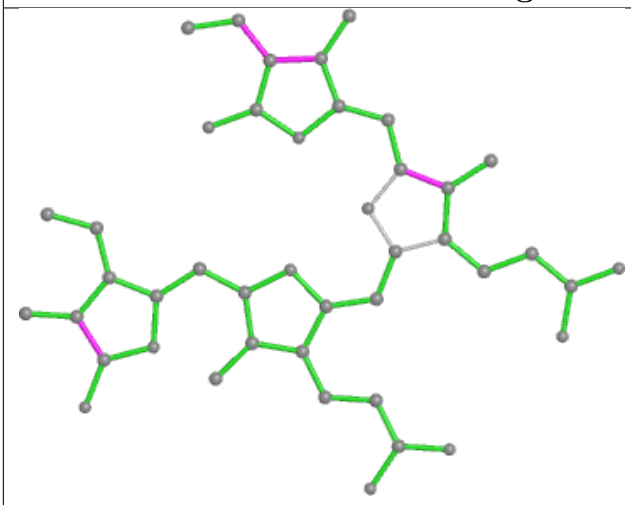

Bond lengths

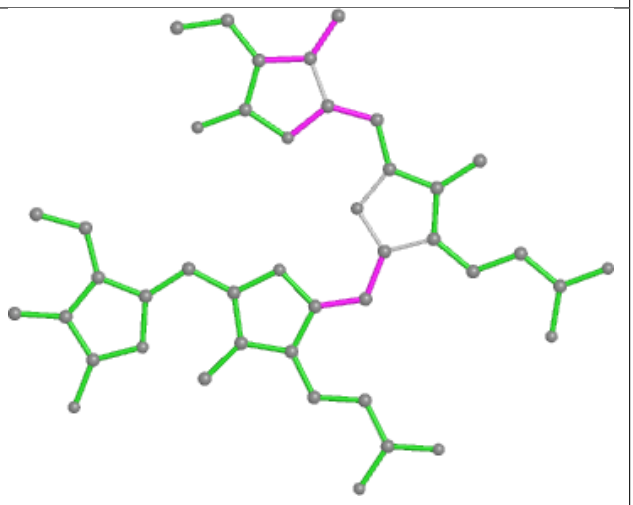

Bond angles

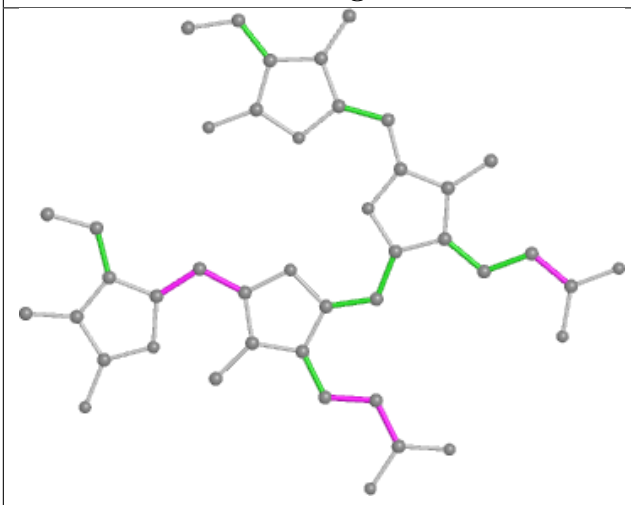

Torsions

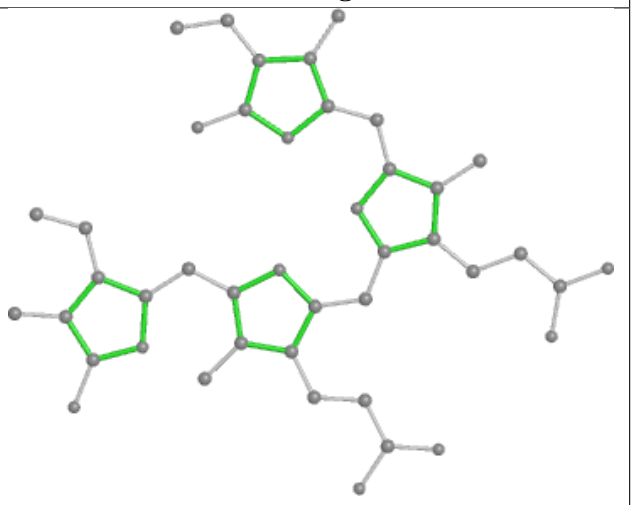

Rings

Ligand PEB J7 201

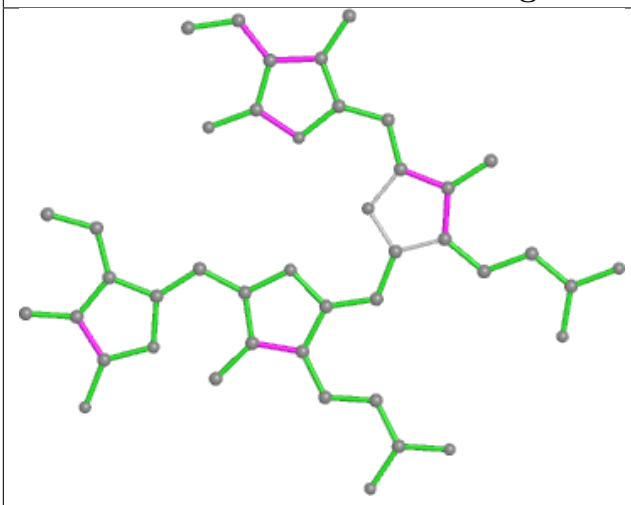

Bond lengths

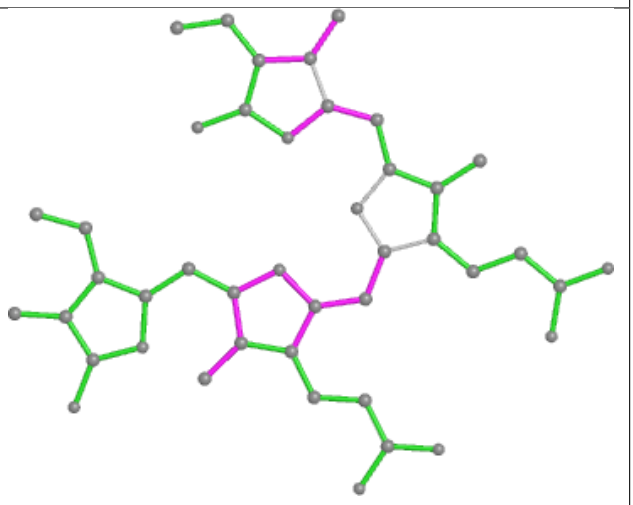

Bond angles

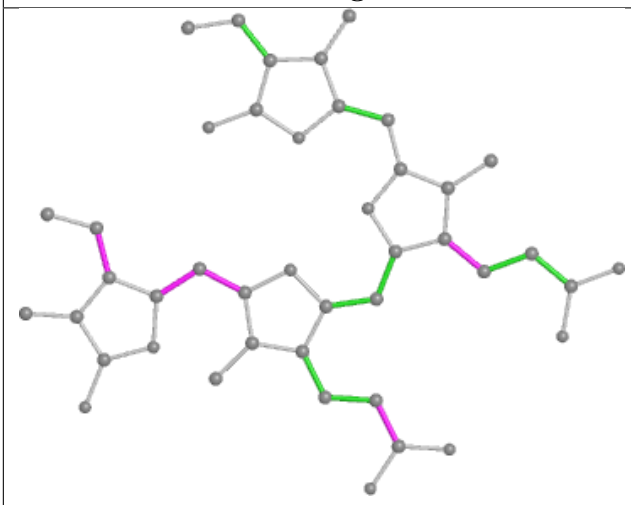

Torsions

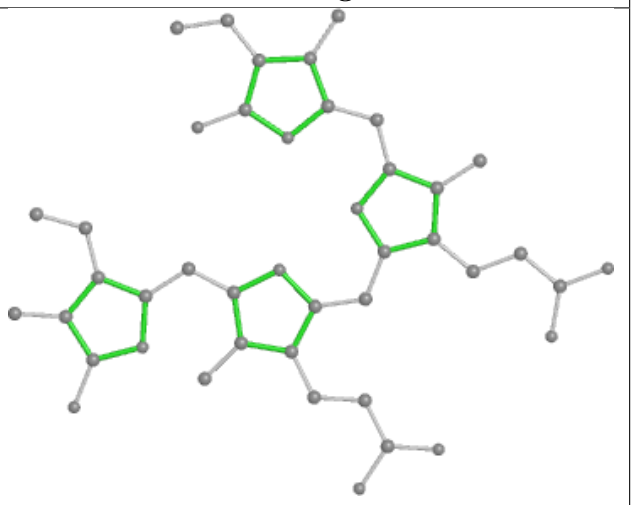

Rings

Ligand PEB S4 202

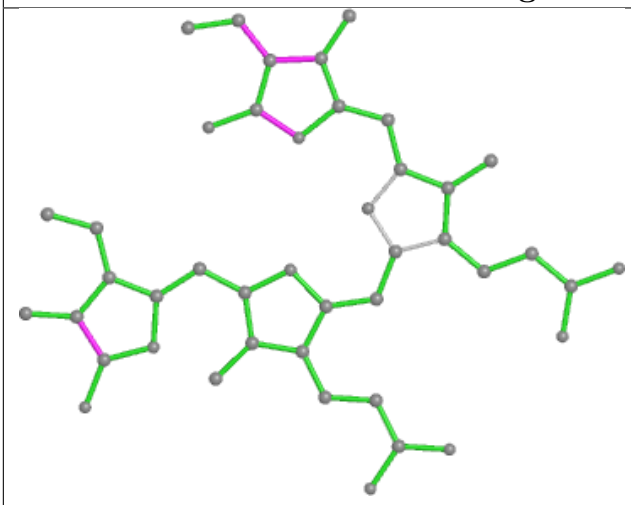

Bond lengths

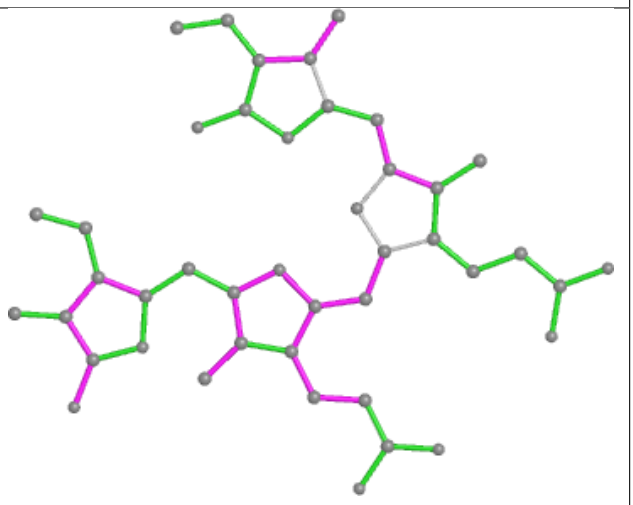

Bond angles

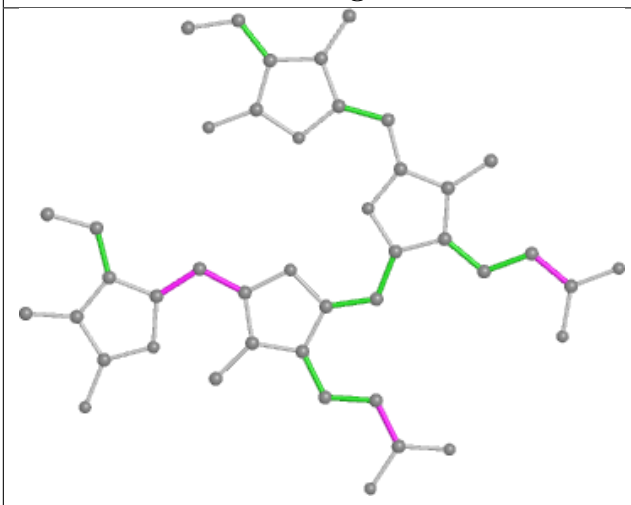

Torsions

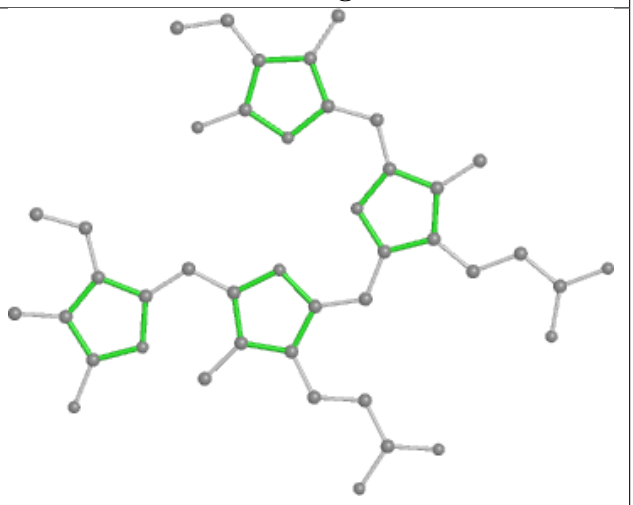

Rings

Ligand PUB lj 202

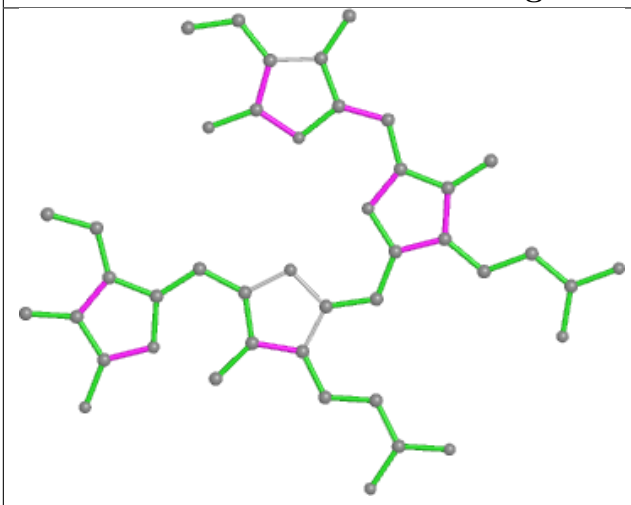

Bond lengths

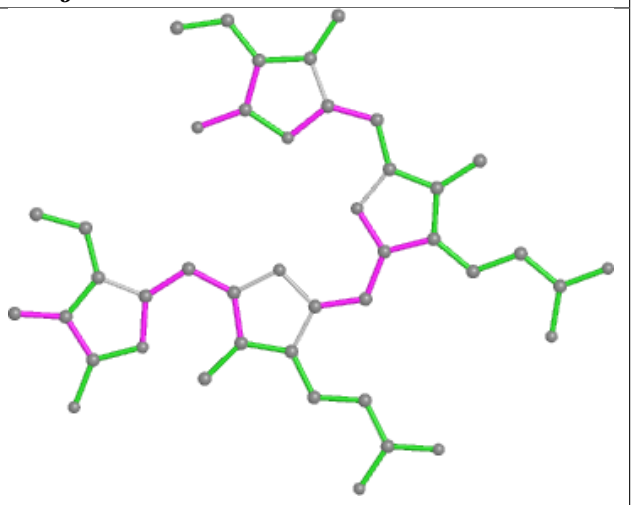

Bond angles

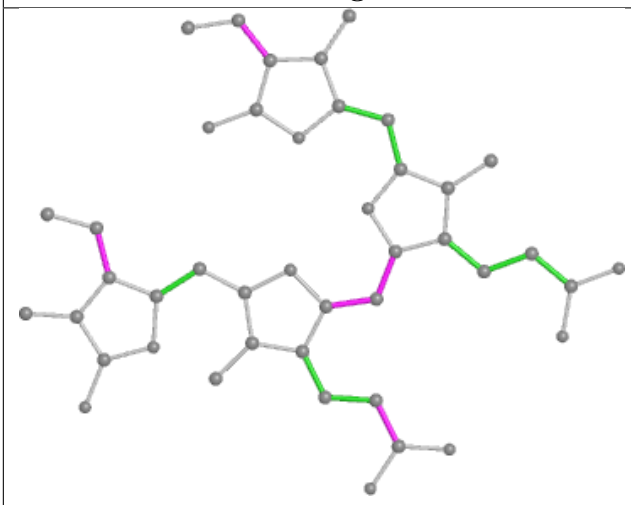

Torsions

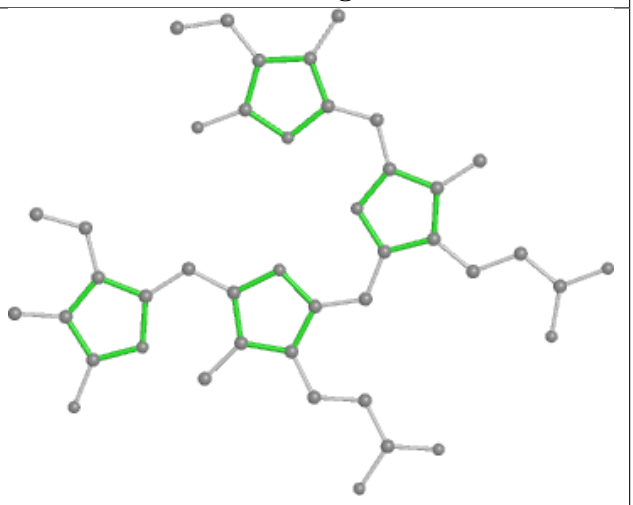

Rings

Ligand PEB W3 203

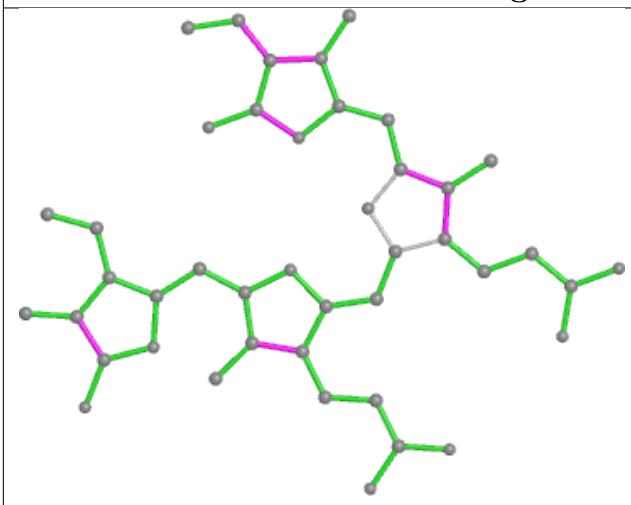

Bond lengths

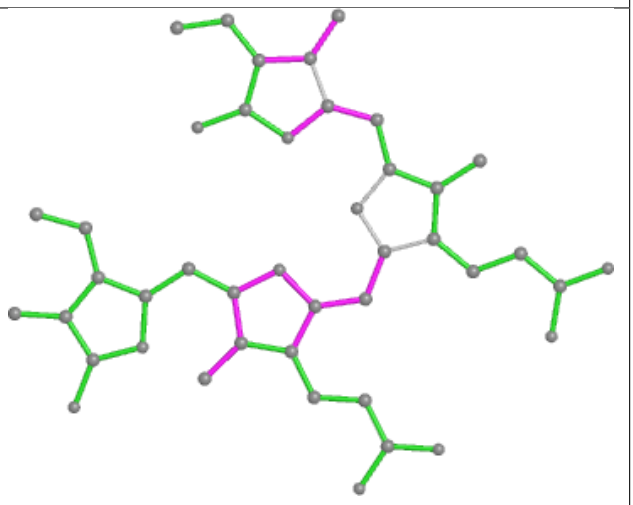

Bond angles

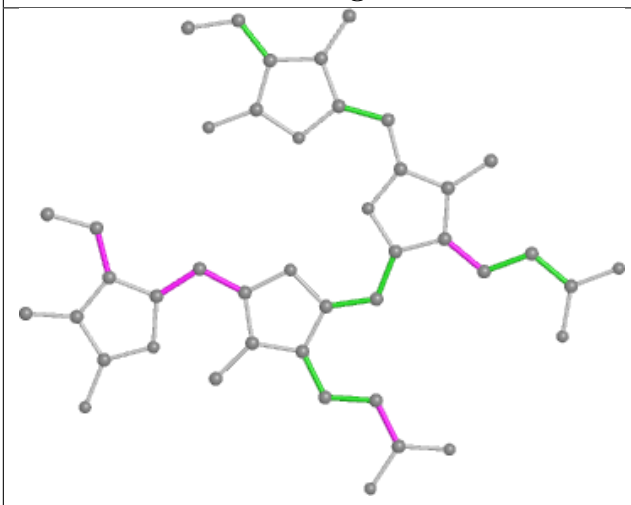

Torsions

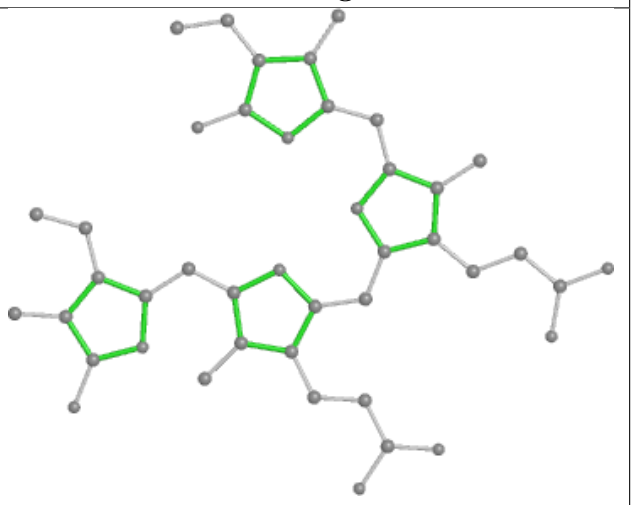

Rings

Ligand PUB eH 203

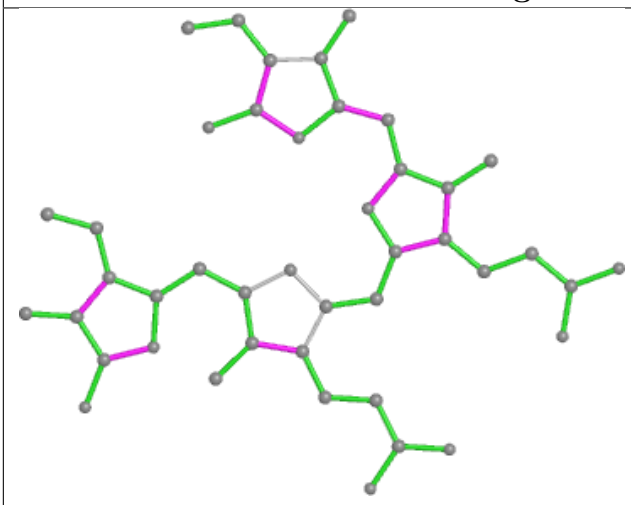

Bond lengths

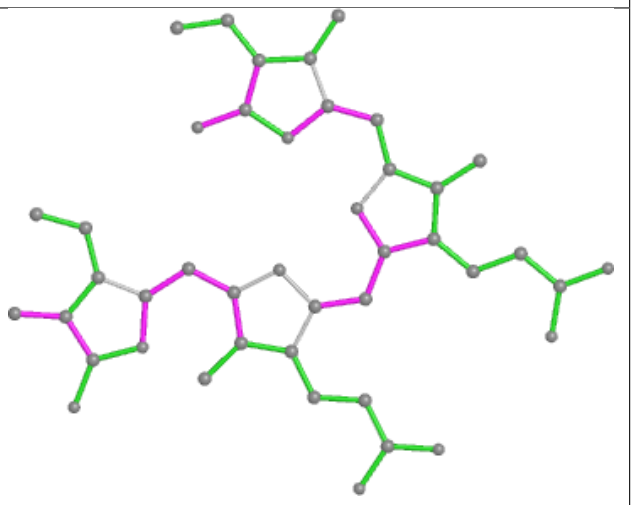

Bond angles

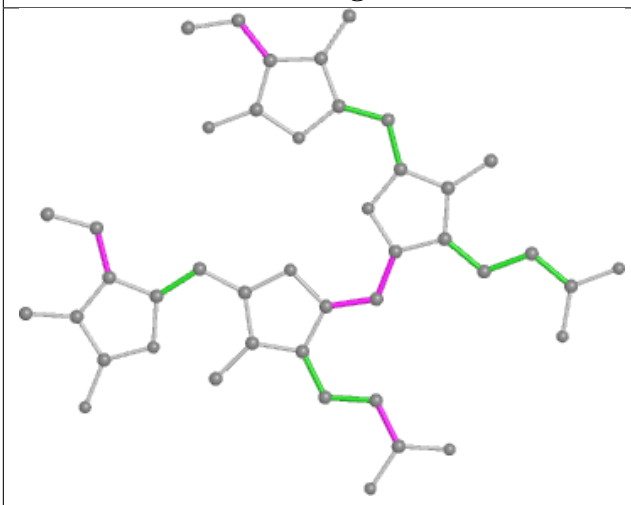

Torsions

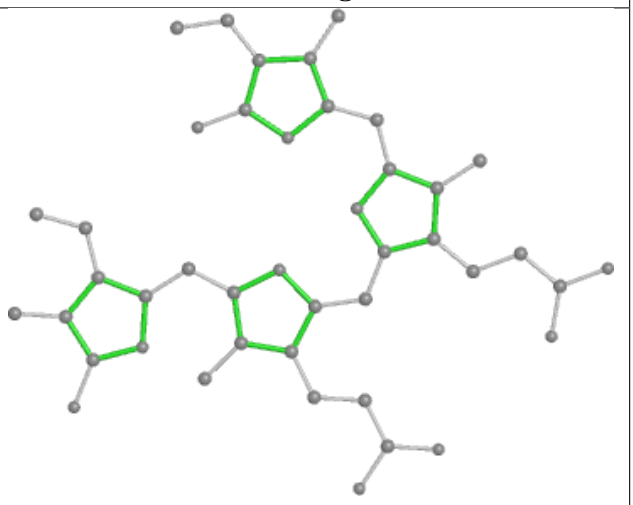

Rings

Ligand PEB gj 201

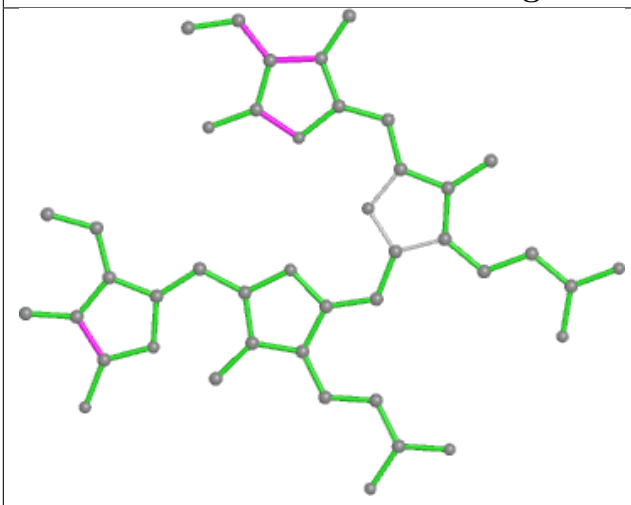

Bond lengths

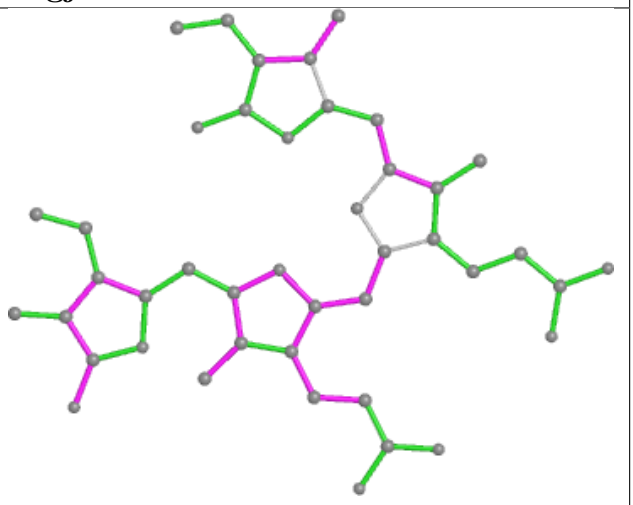

Bond angles

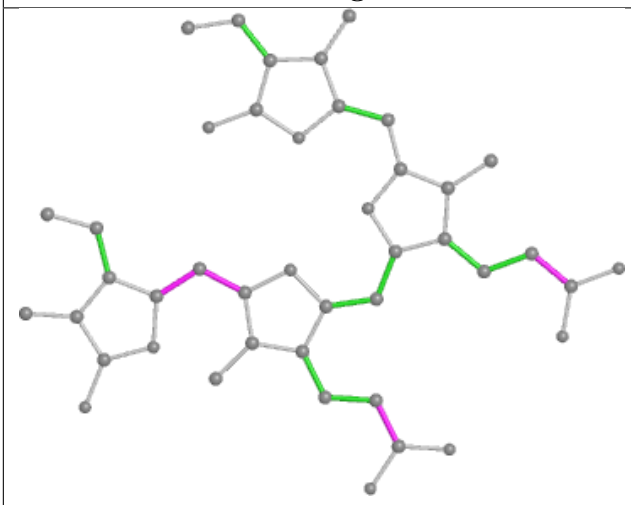

Torsions

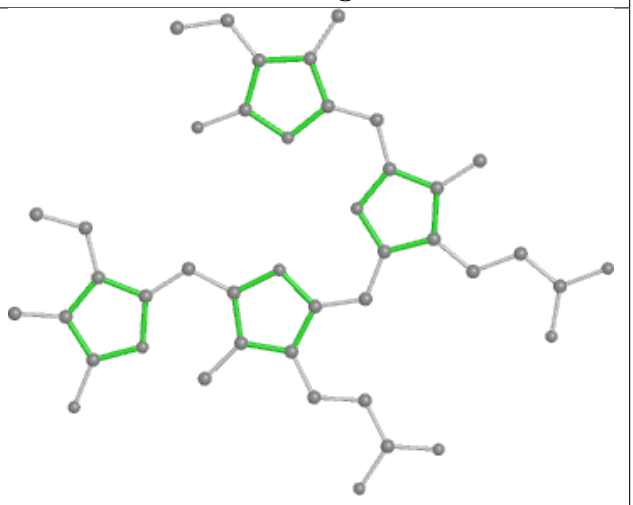

Rings

Ligand PUB A2 1006

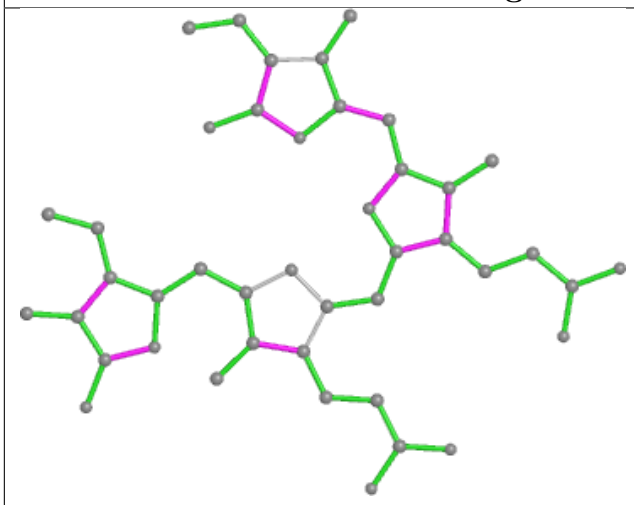

Bond lengths

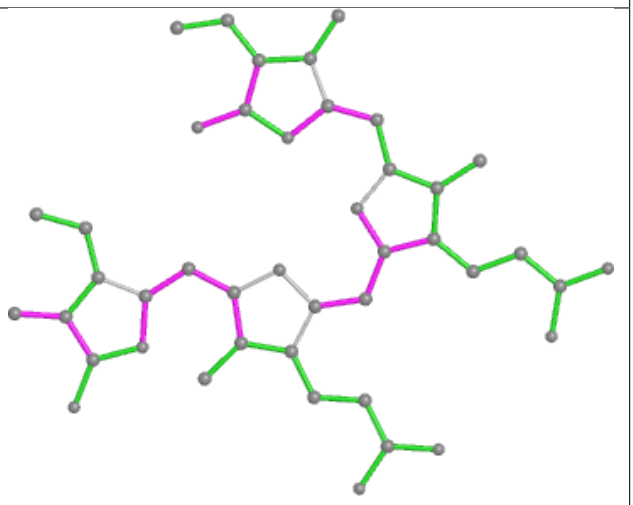

Bond angles

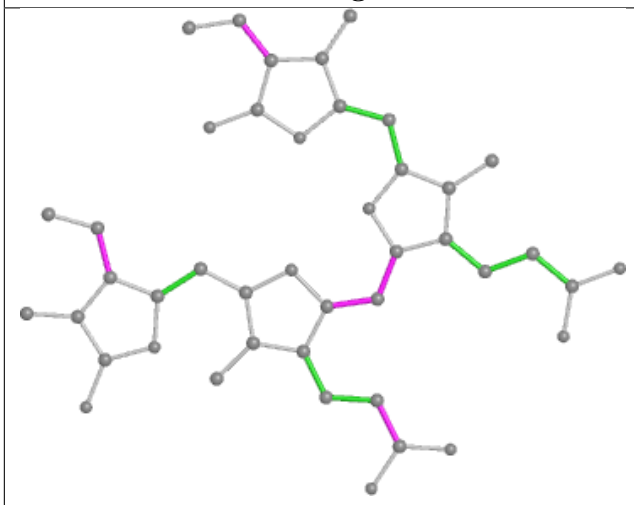

Torsions

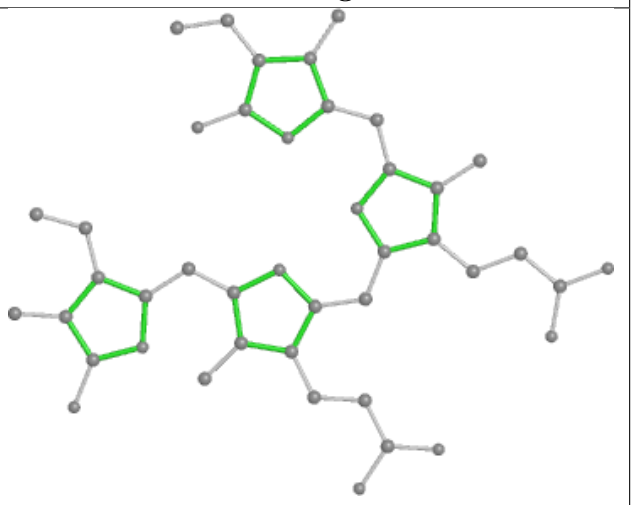

Rings

Ligand PEB cP 202

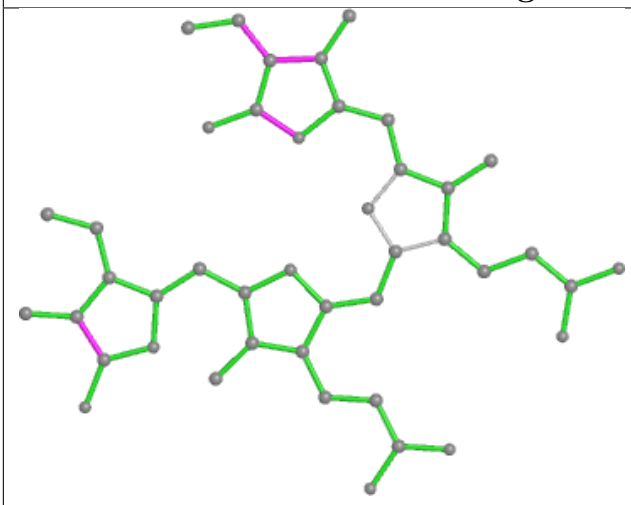

Bond lengths

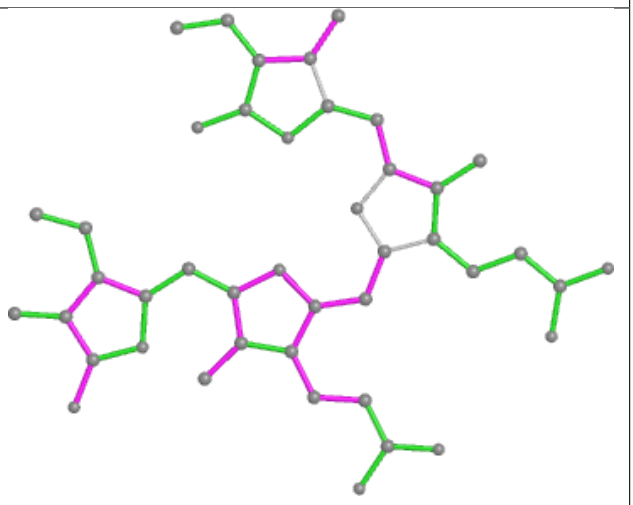

Bond angles

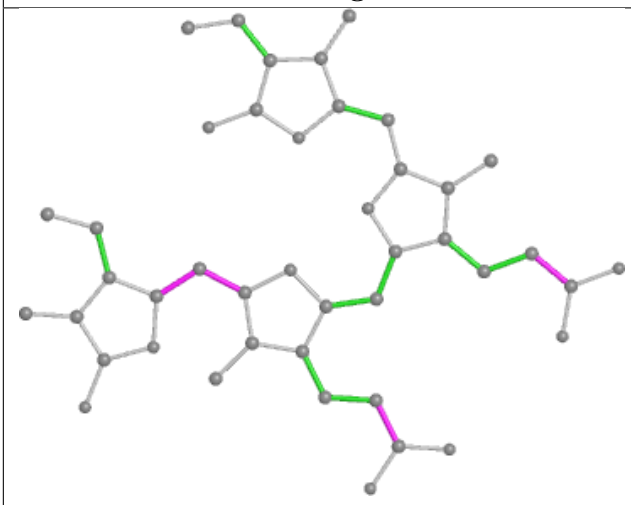

Torsions

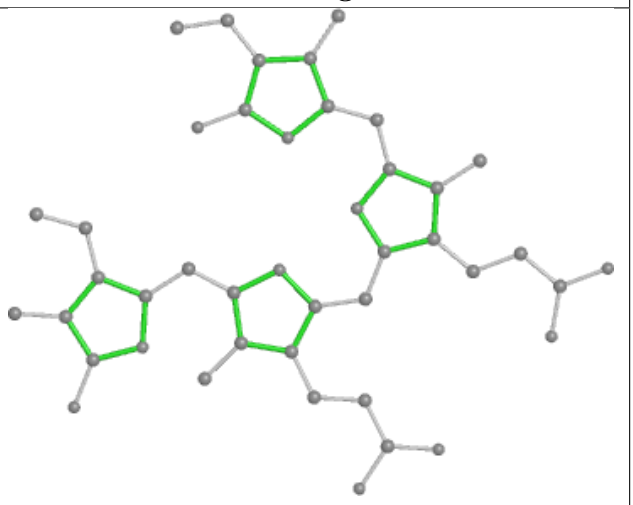

Rings

Ligand PUB eJ 203

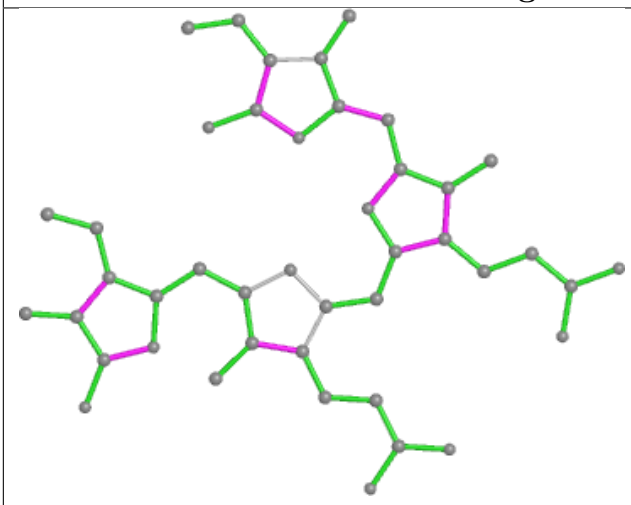

Bond lengths

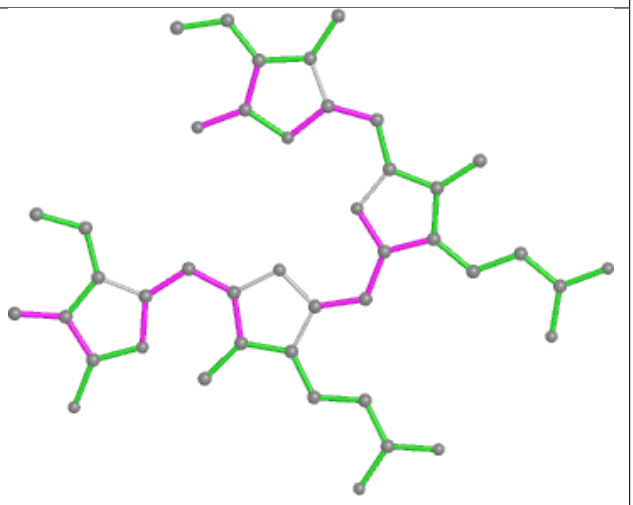

Bond angles

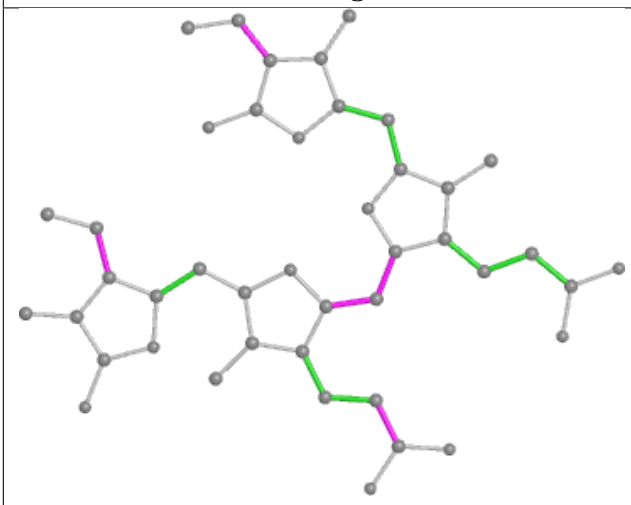

Torsions

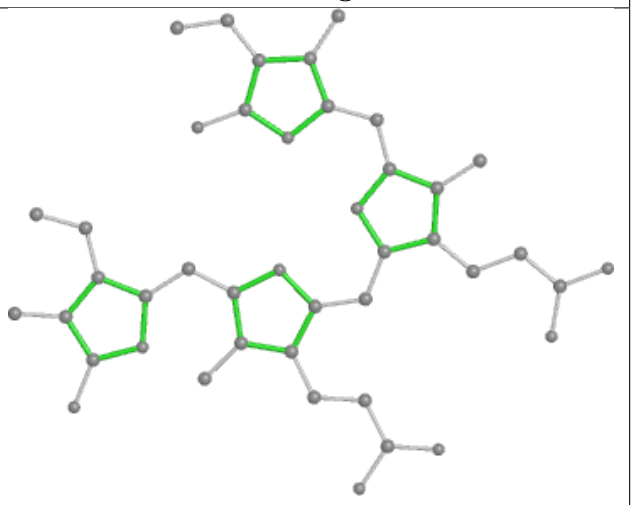

Rings

Ligand PEB r5 202

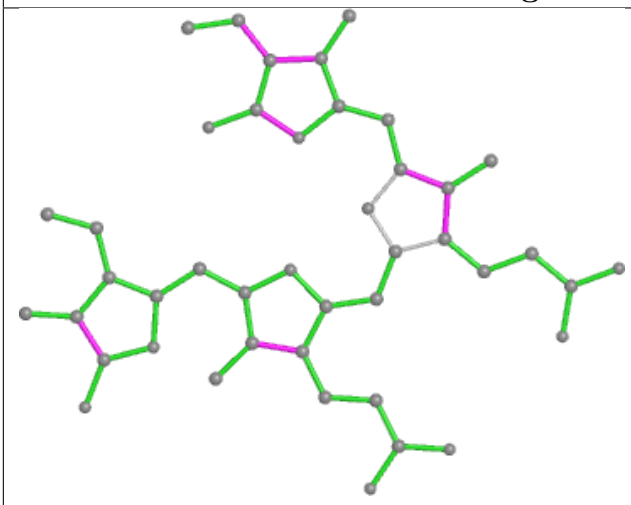

Bond lengths

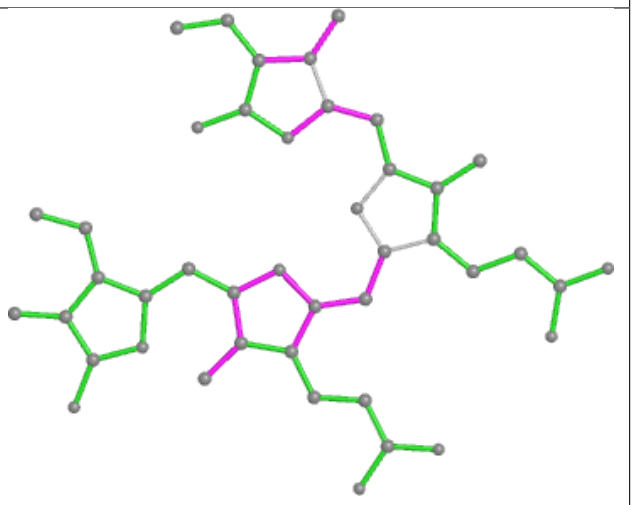

Bond angles

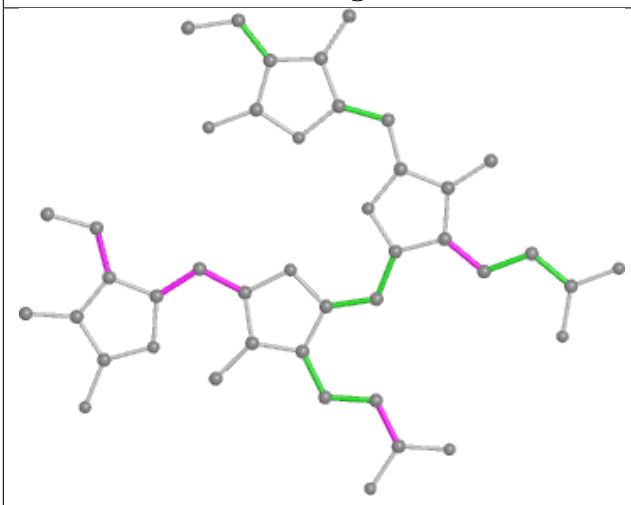

Torsions

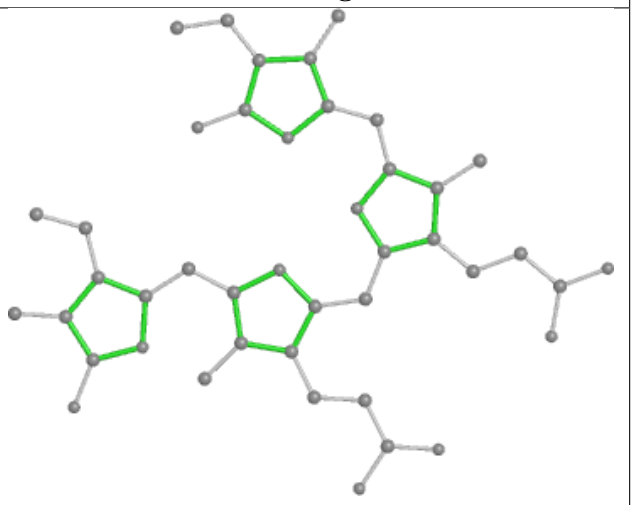

Rings

Ligand PEB b7 201

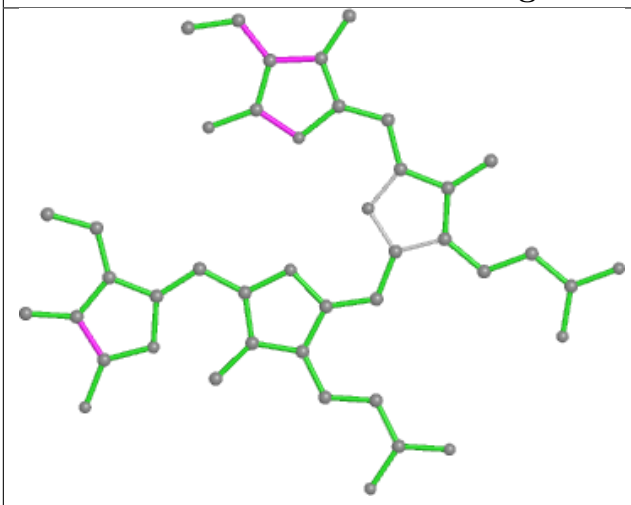

Bond lengths

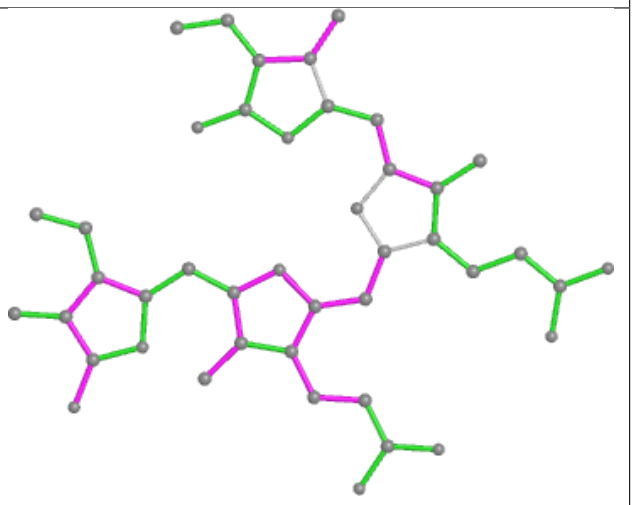

Bond angles

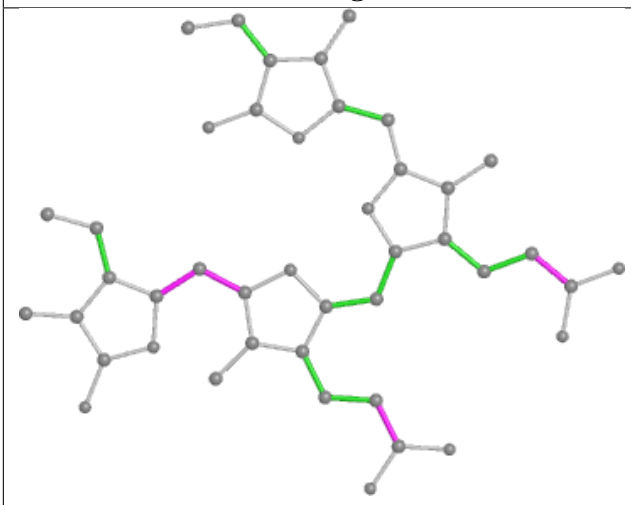

Torsions

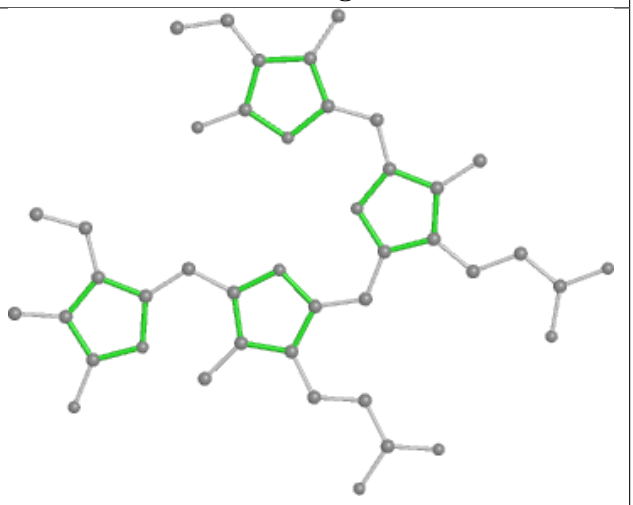

Rings

Ligand PUB V7 203

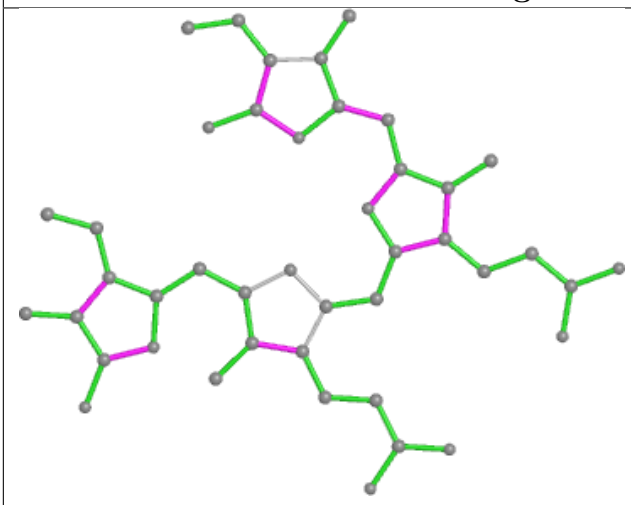

Bond lengths

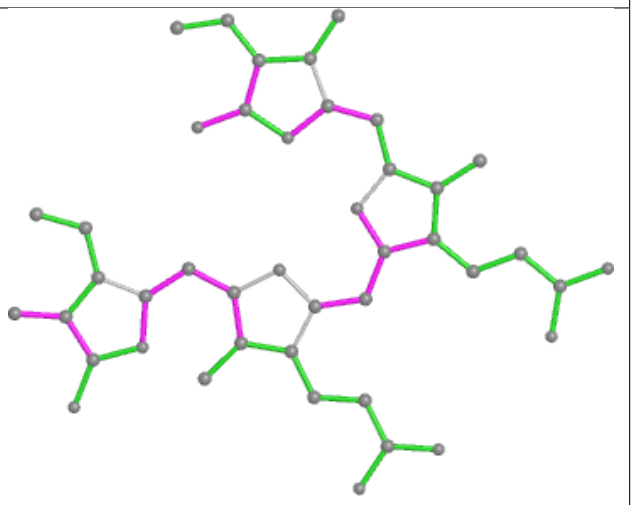

Bond angles

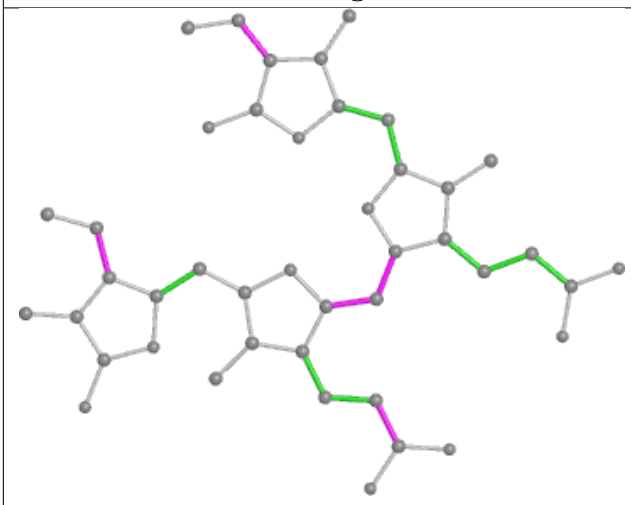

Torsions

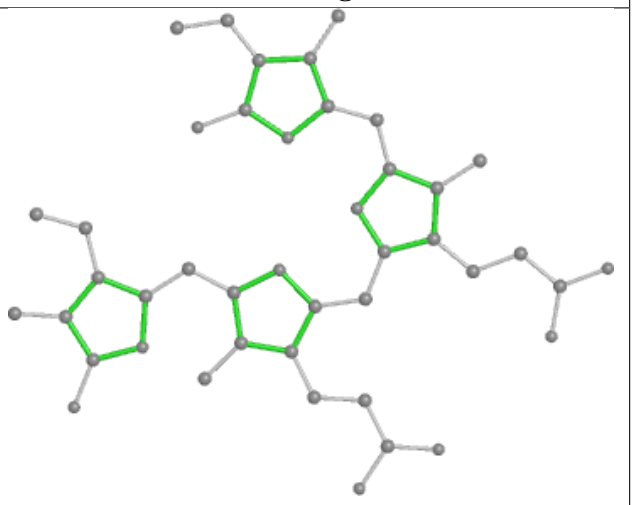

Rings

Ligand PUB gp 203

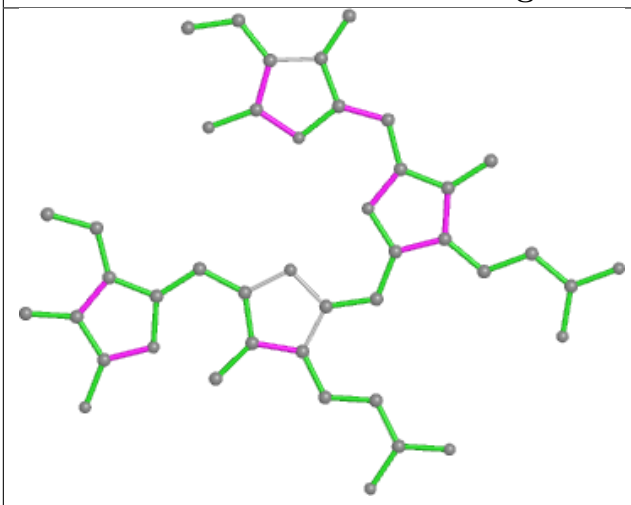

Bond lengths

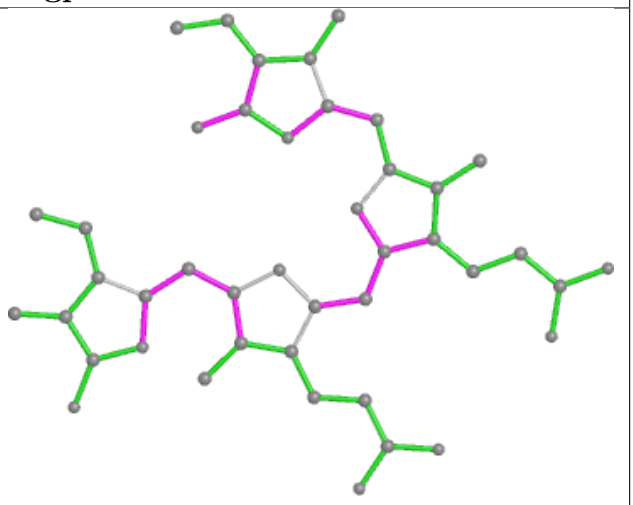

Bond angles

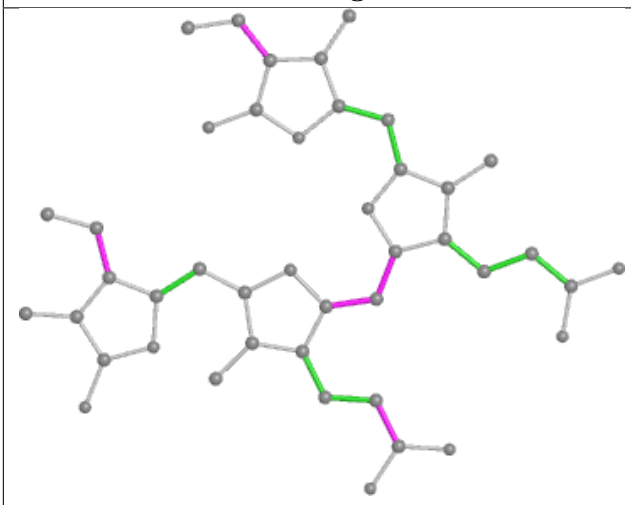

Torsions

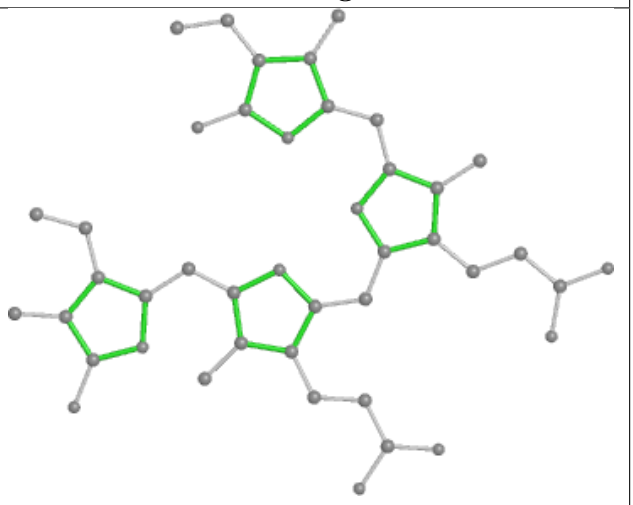

Rings

Ligand PUB gg 203

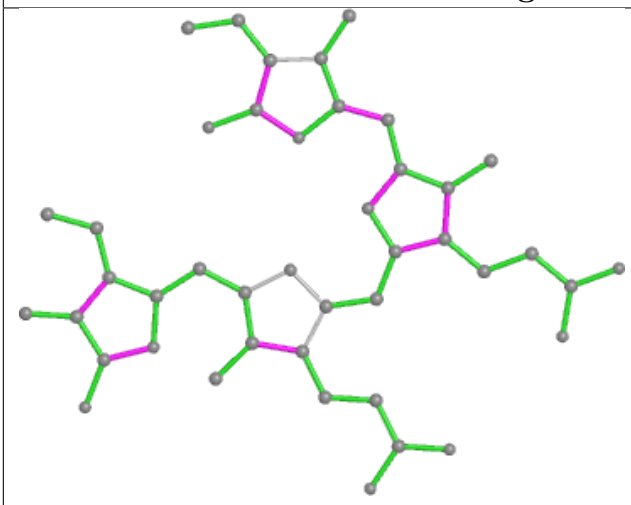

Bond lengths

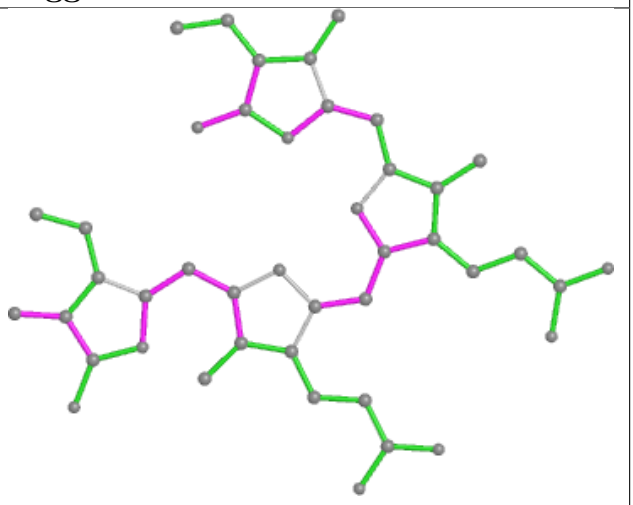

Bond angles

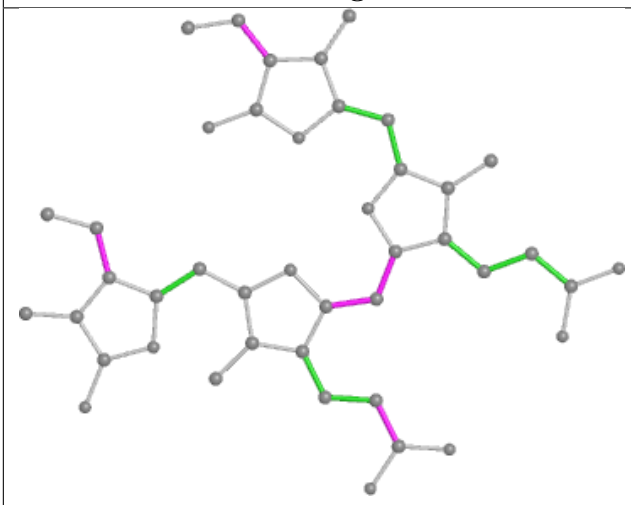

Torsions

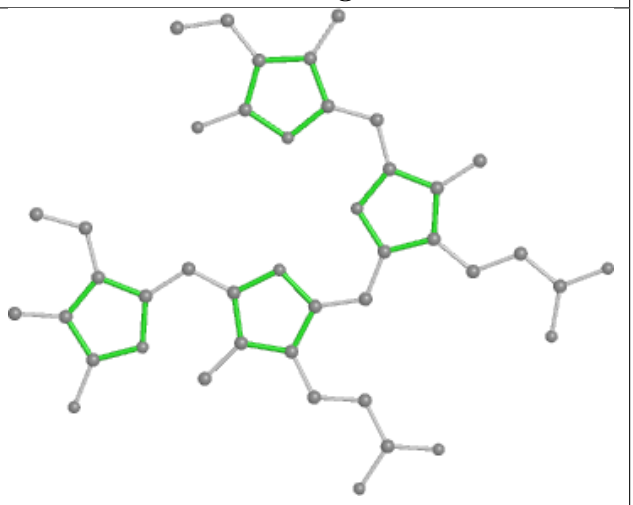

Rings

Ligand PEB o9 201

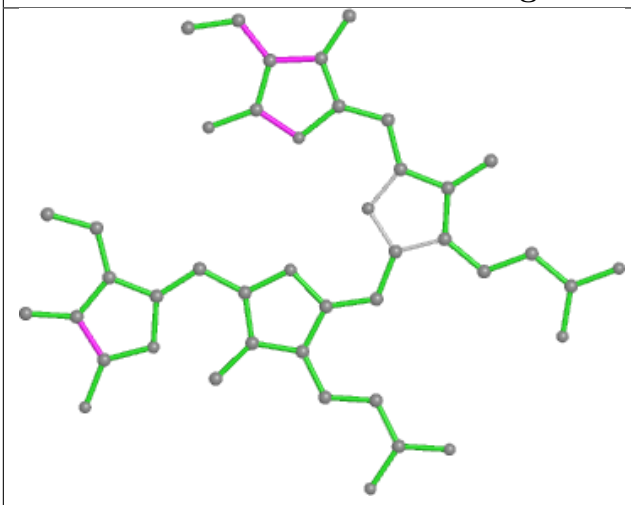

Bond lengths

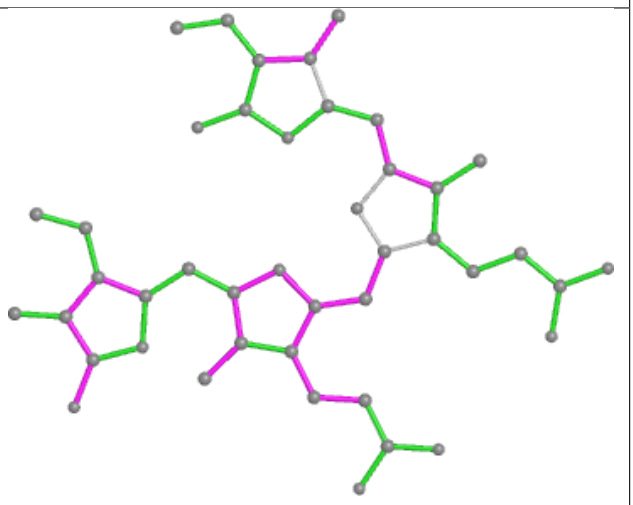

Bond angles

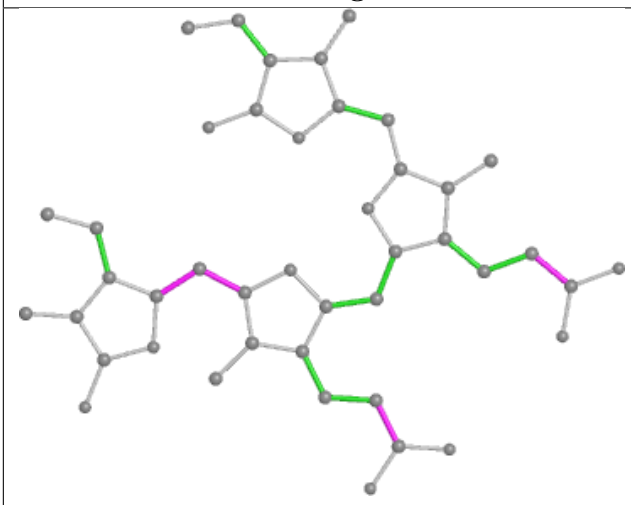

Torsions

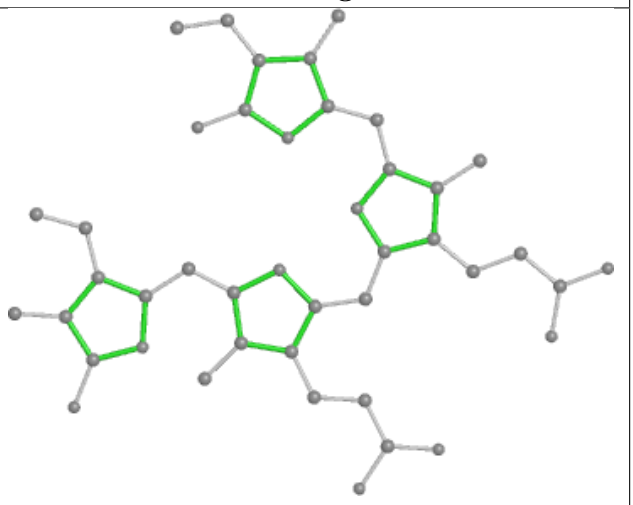

Rings

Ligand PEB bo 201

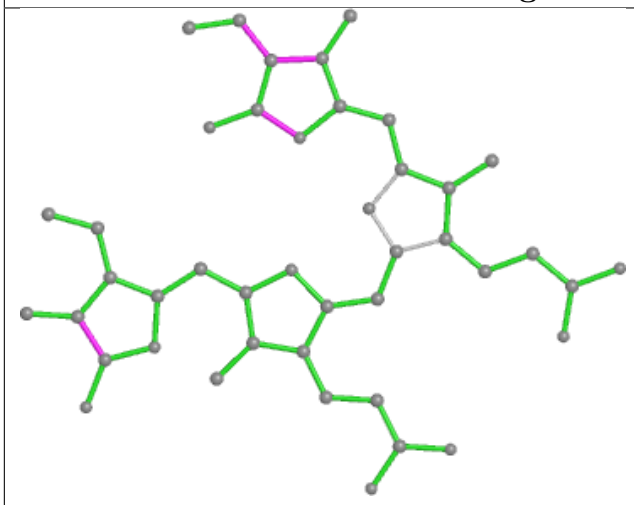

Bond lengths

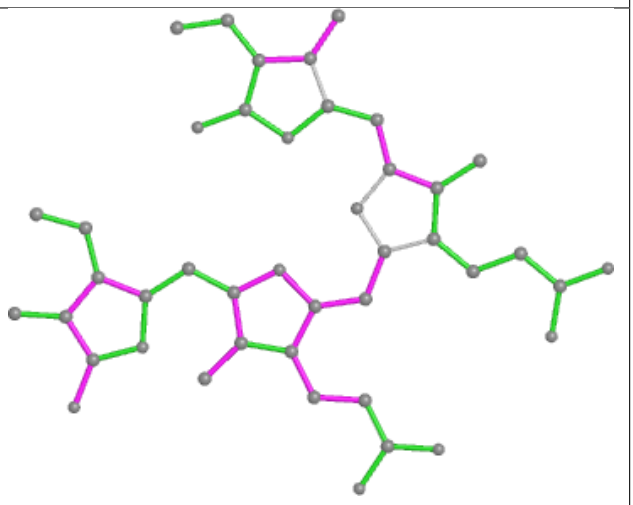

Bond angles

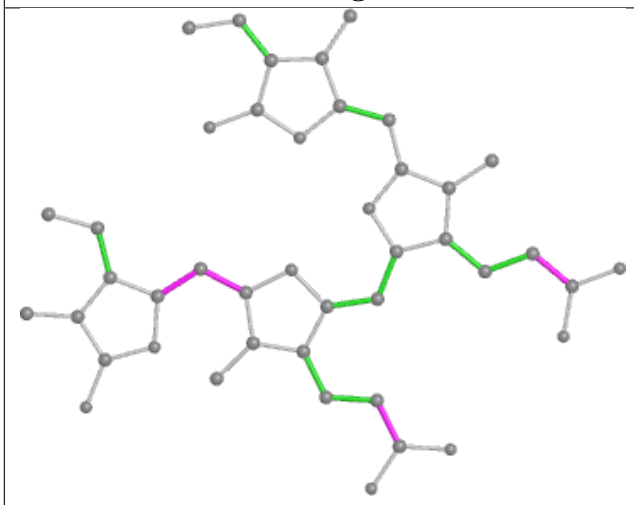

Torsions

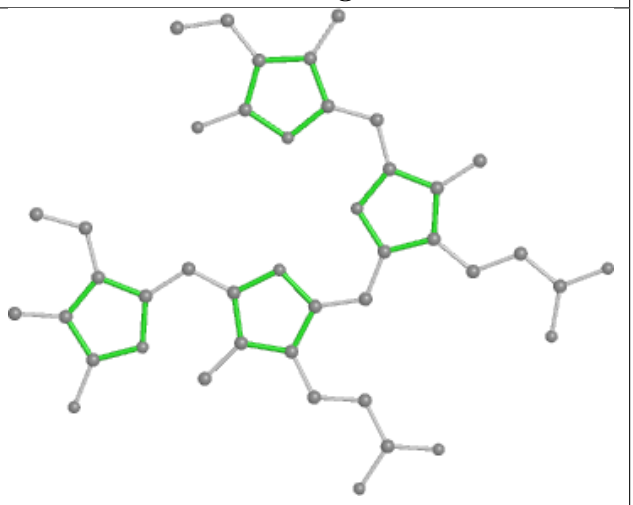

Rings

Ligand PEB hD 201

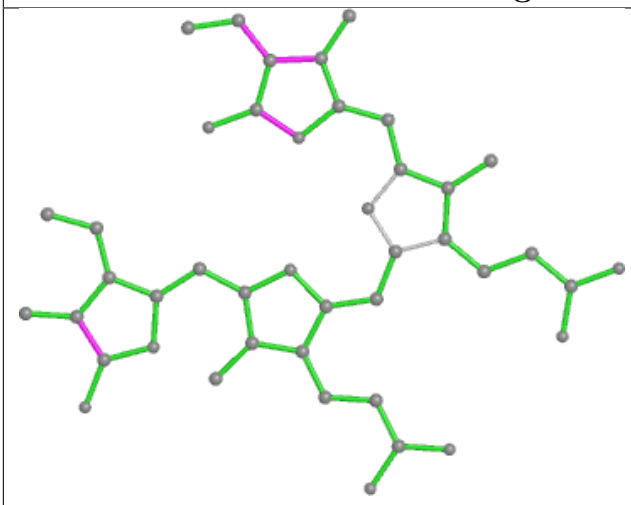

Bond lengths

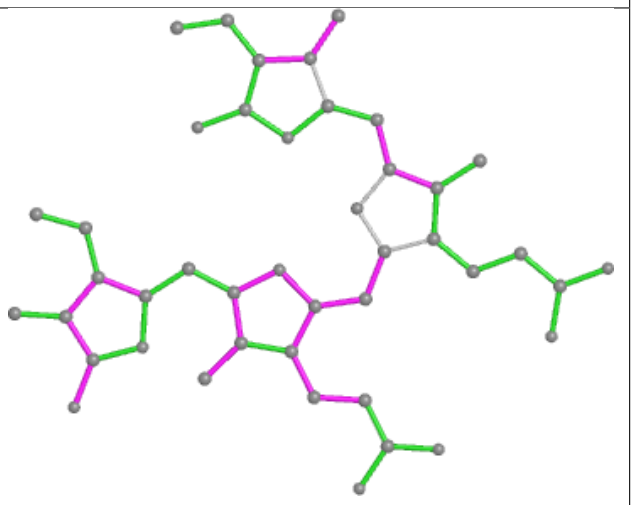

Bond angles

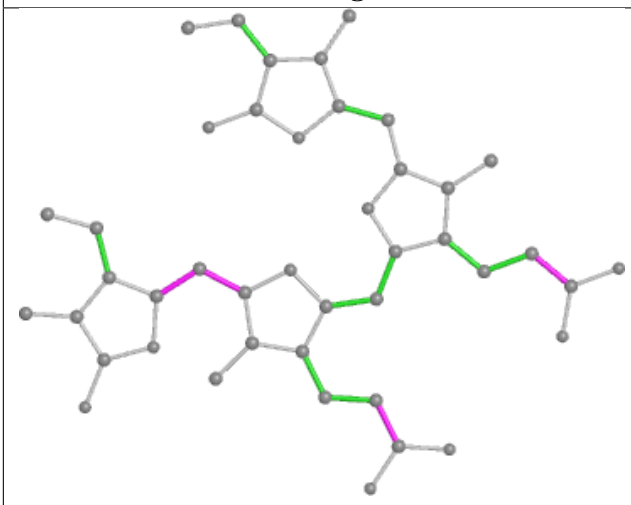

Torsions

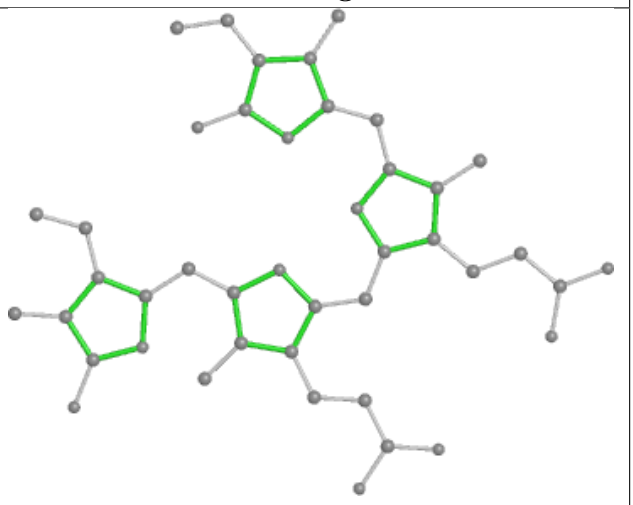

Rings

Ligand PUB z5 203

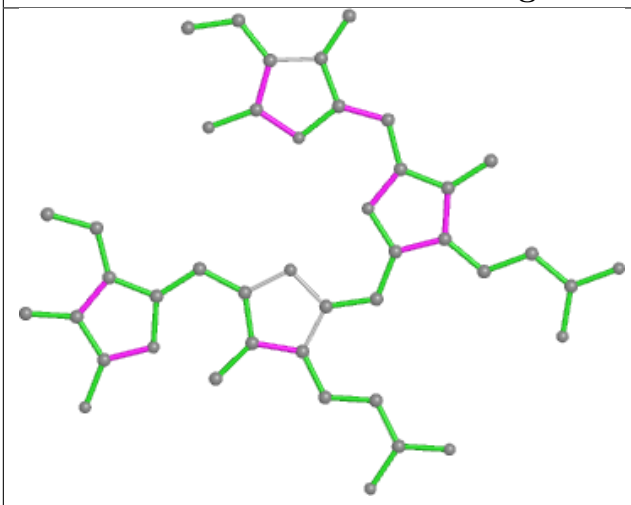

Bond lengths

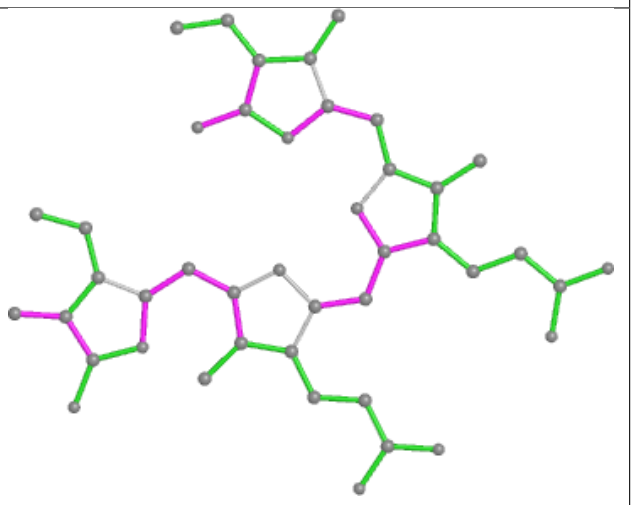

Bond angles

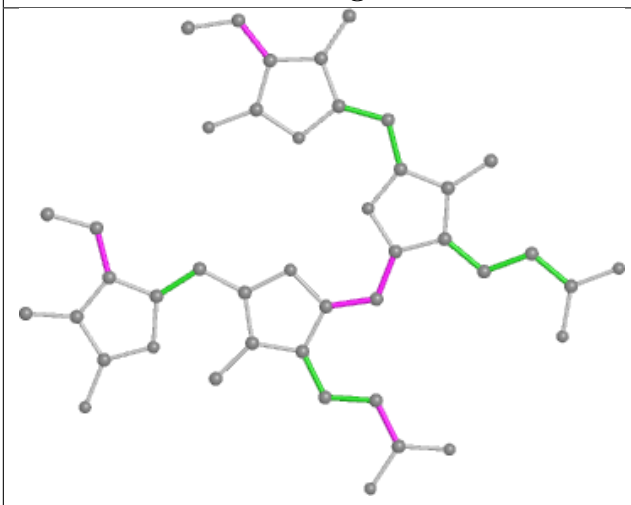

Torsions

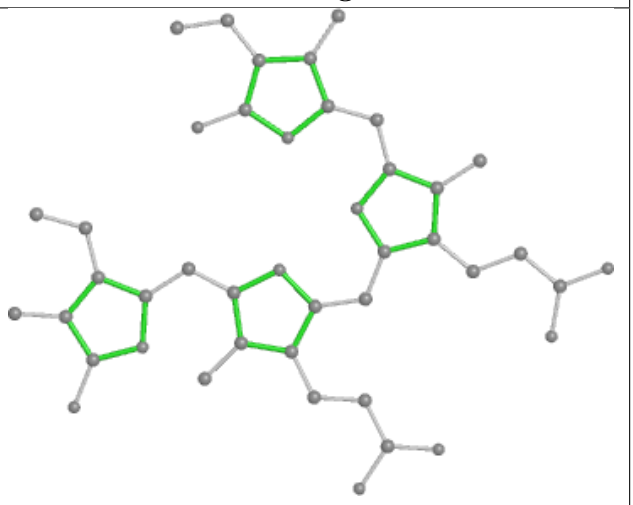

Rings

Ligand PUB ev 203

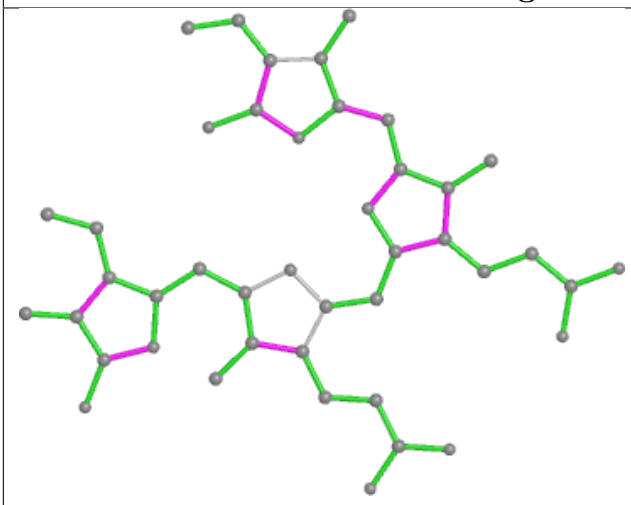

Bond lengths

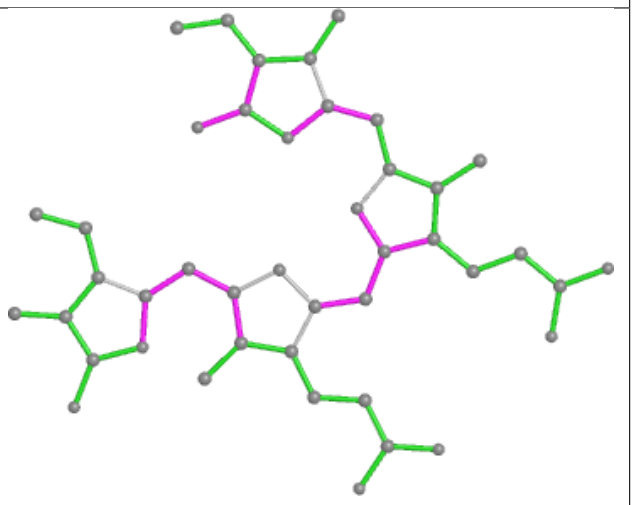

Bond angles

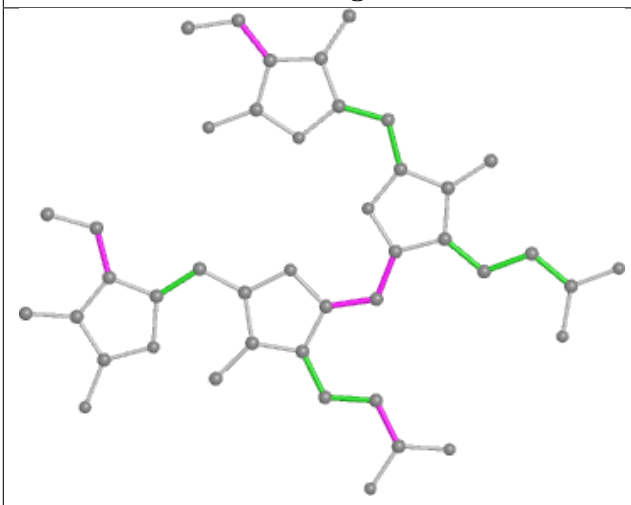

Torsions

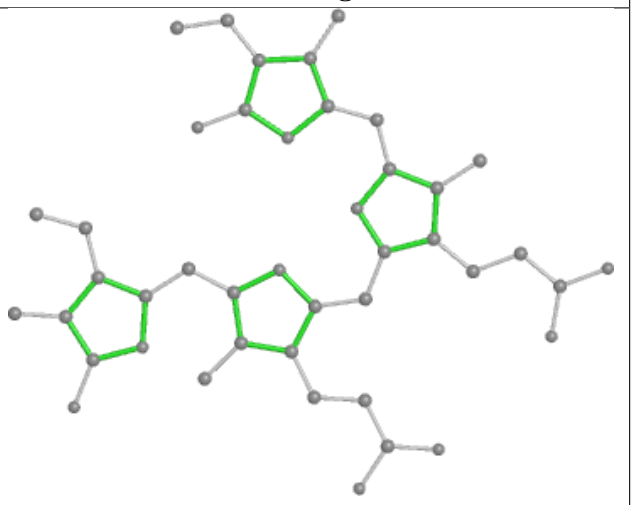

Rings

Ligand PEB aY 401

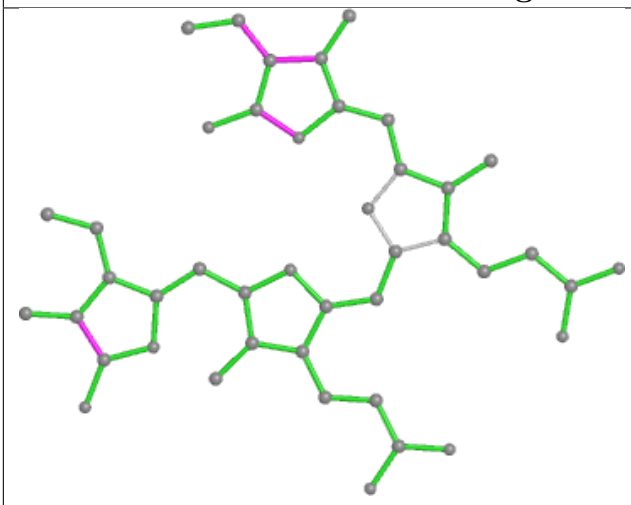

Bond lengths

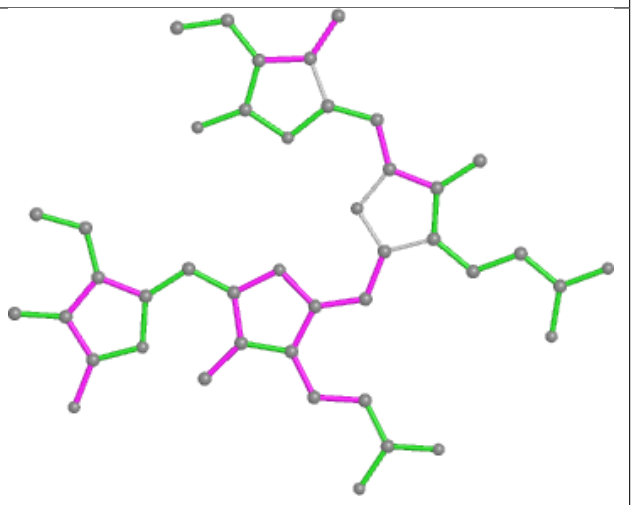

Bond angles

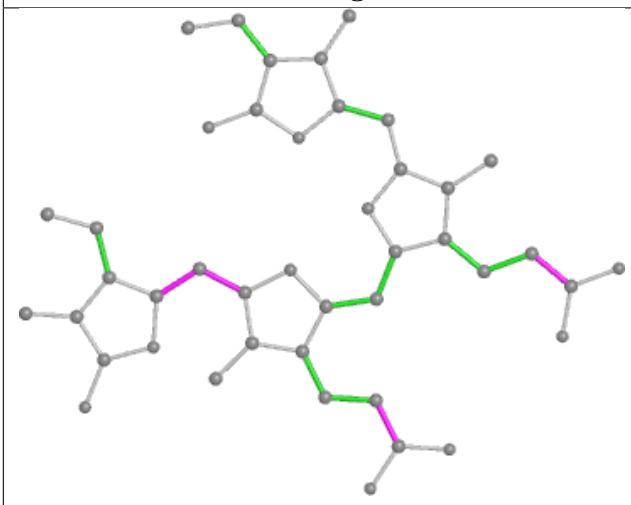

Torsions

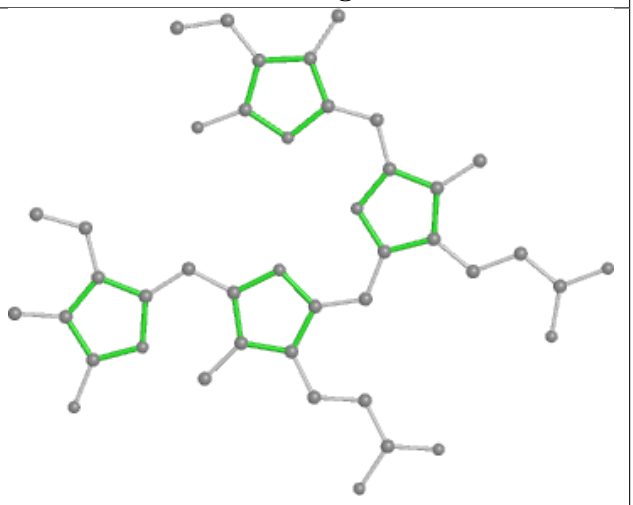

Rings

Ligand PEB V2 202

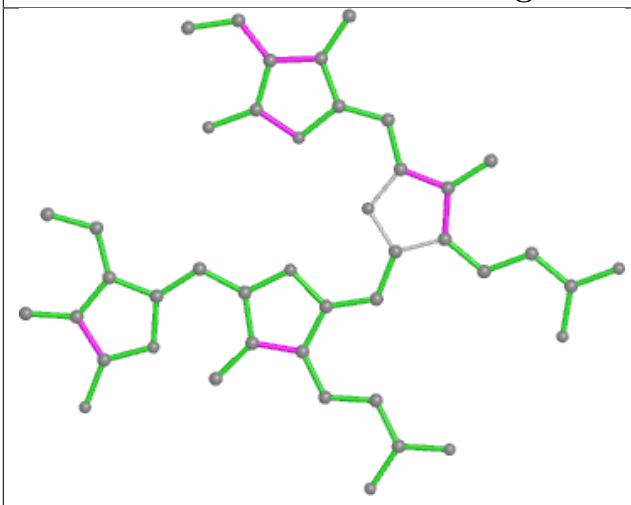

Bond lengths

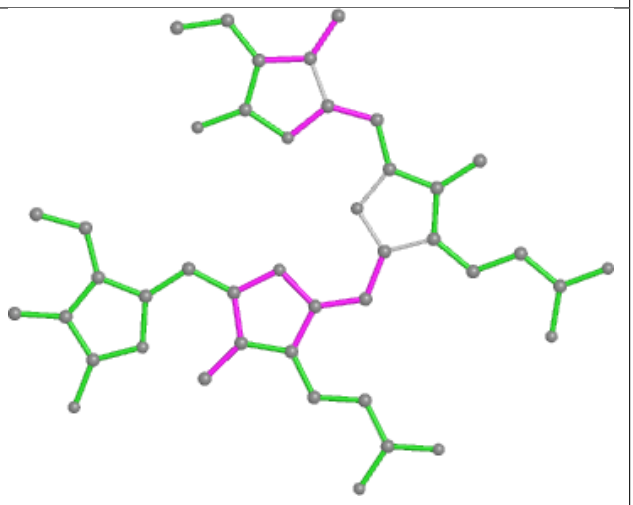

Bond angles

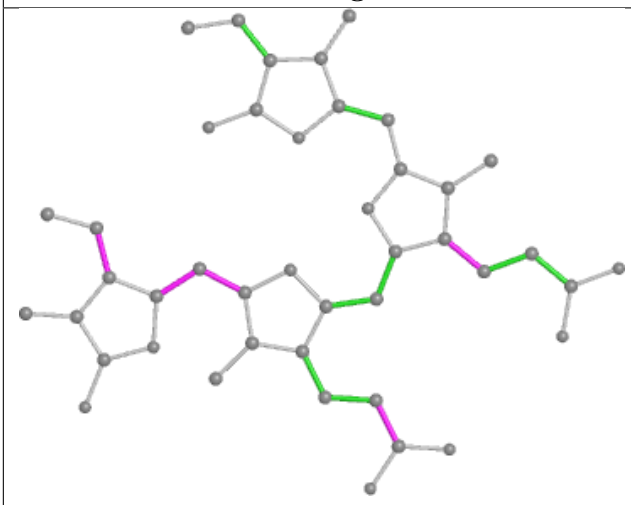

Torsions

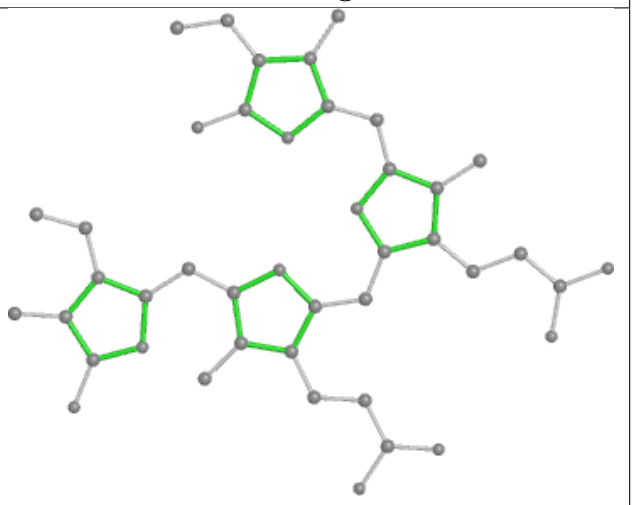

Rings

Ligand PUB dn 203

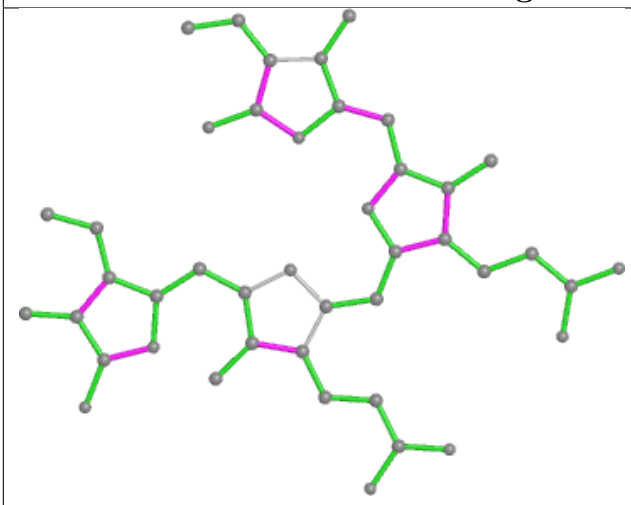

Bond lengths

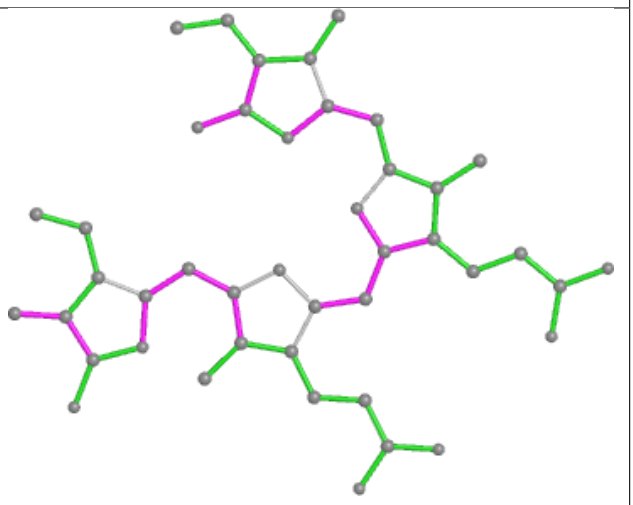

Bond angles

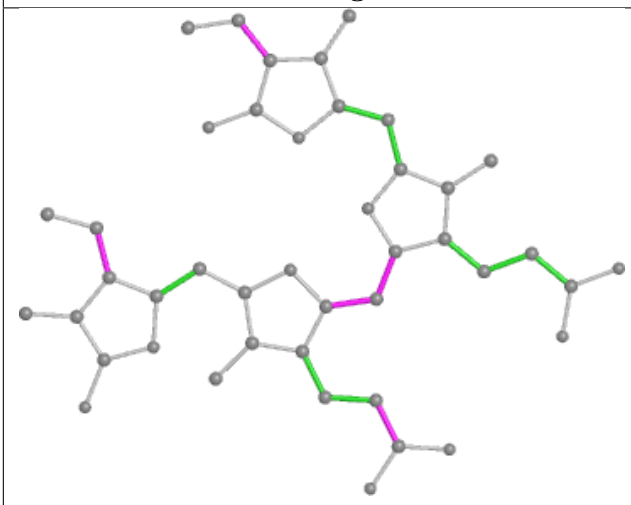

Torsions

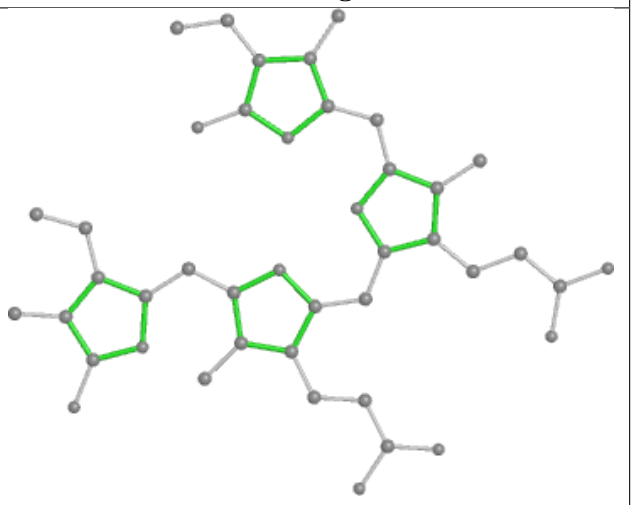

Rings

Ligand PEB P4 202

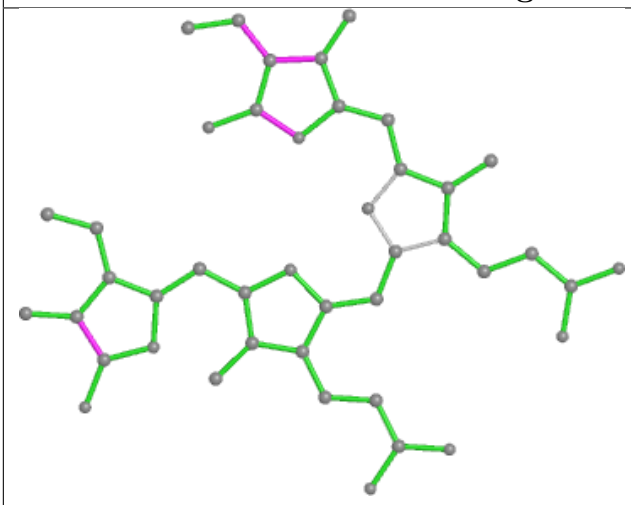

Bond lengths

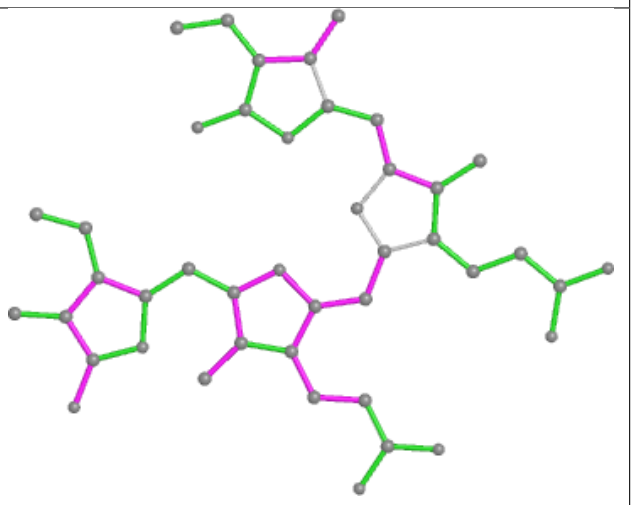

Bond angles

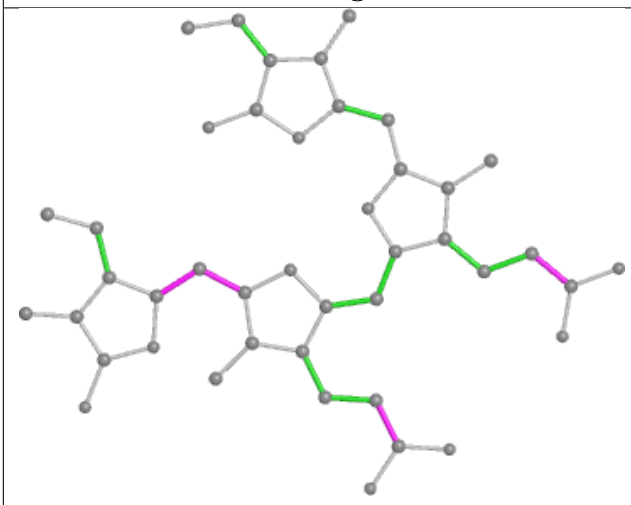

Torsions

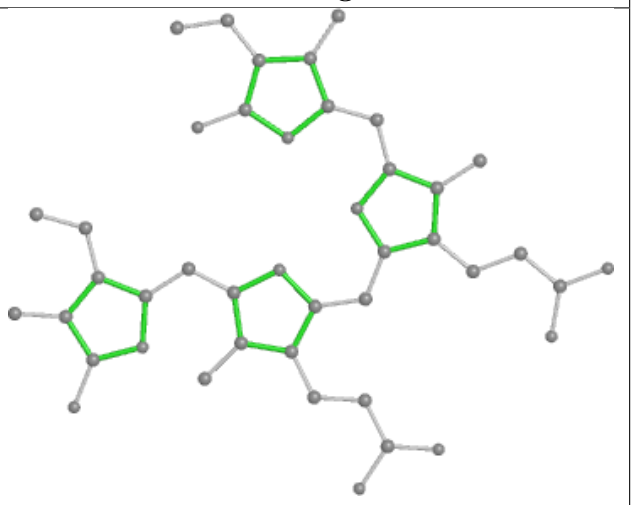

Rings

Ligand PEB O3 1001

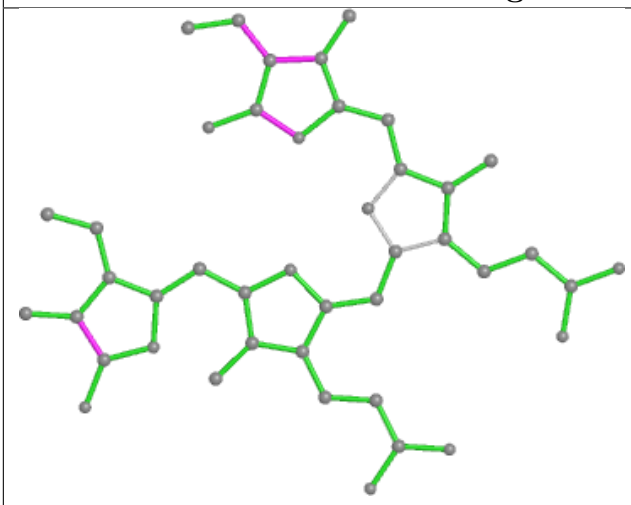

Bond lengths

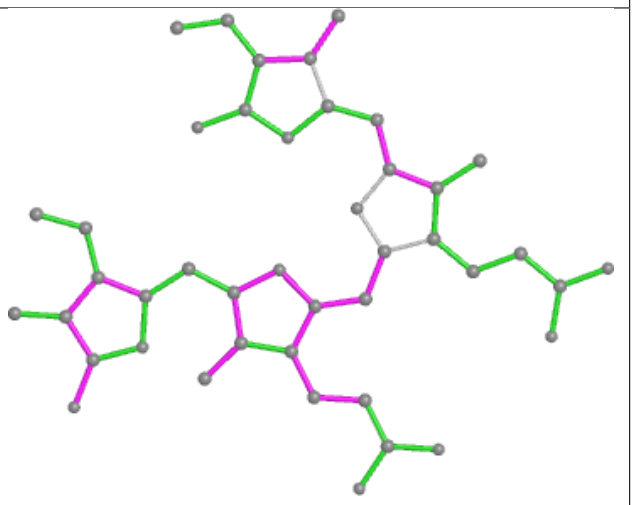

Bond angles

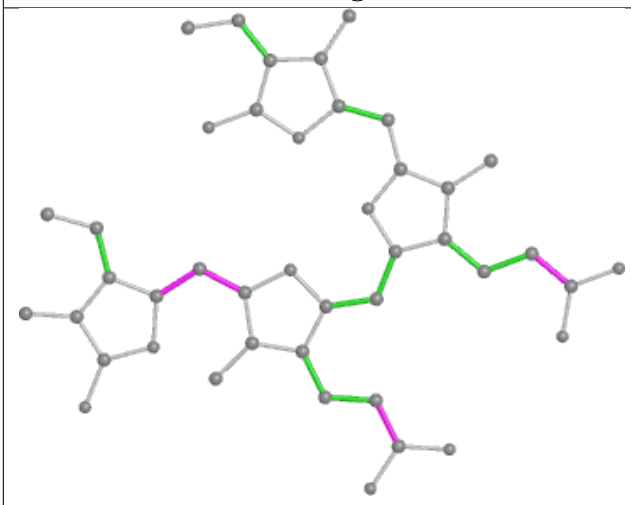

Torsions

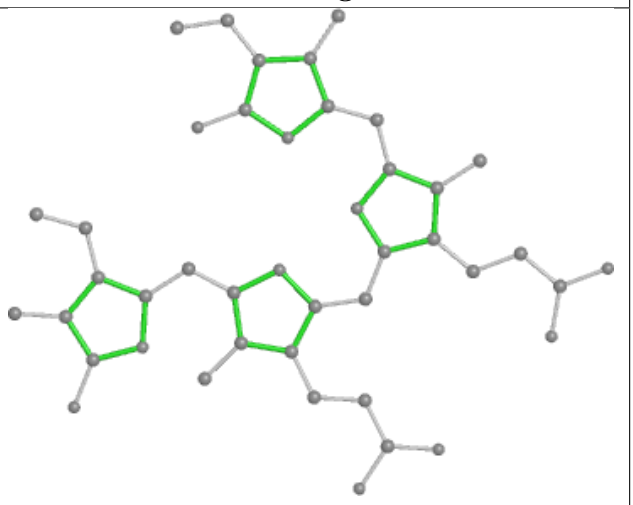

Rings

Ligand PEB Y2 202

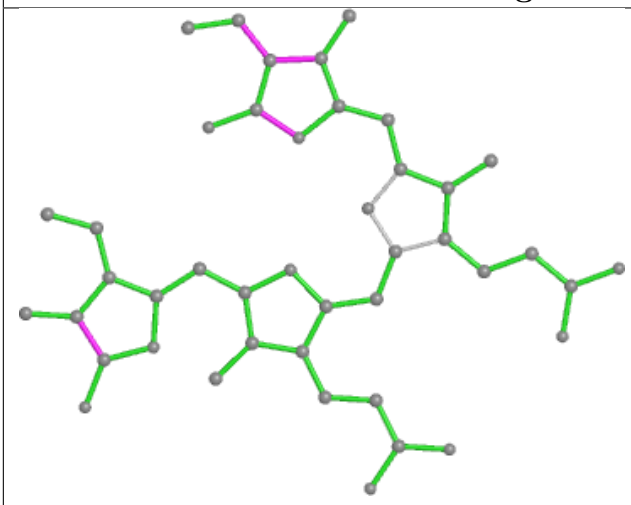

Bond lengths

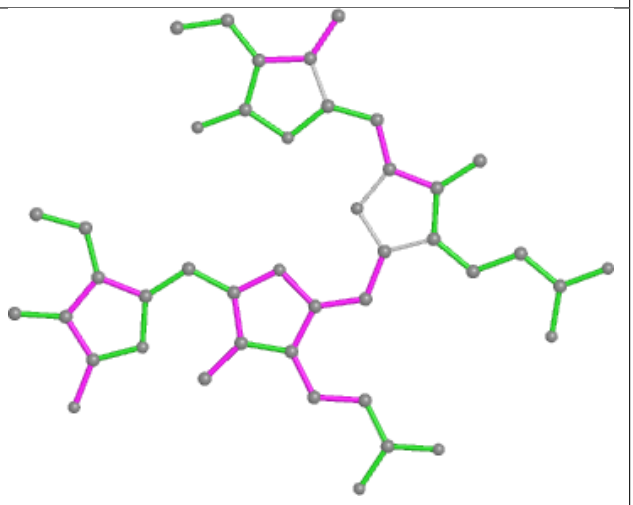

Bond angles

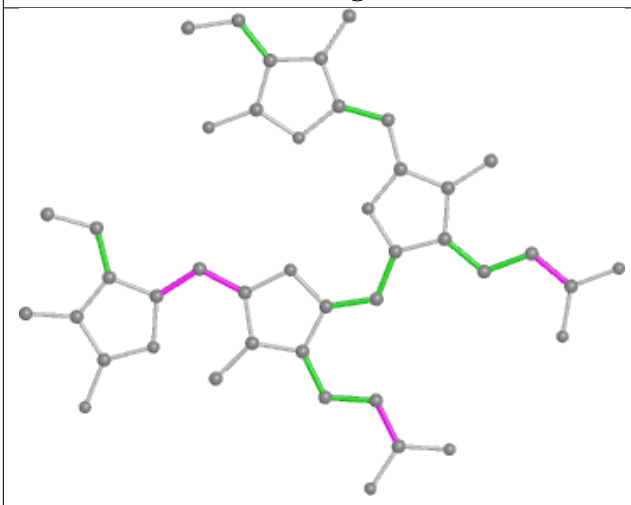

Torsions

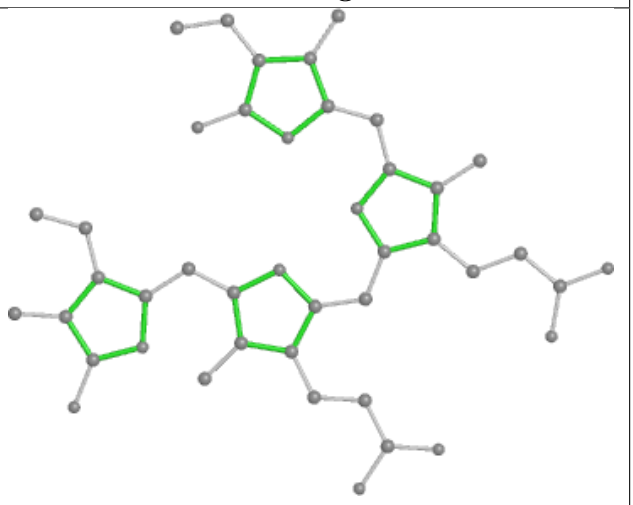

Rings

Ligand PEB P6 202

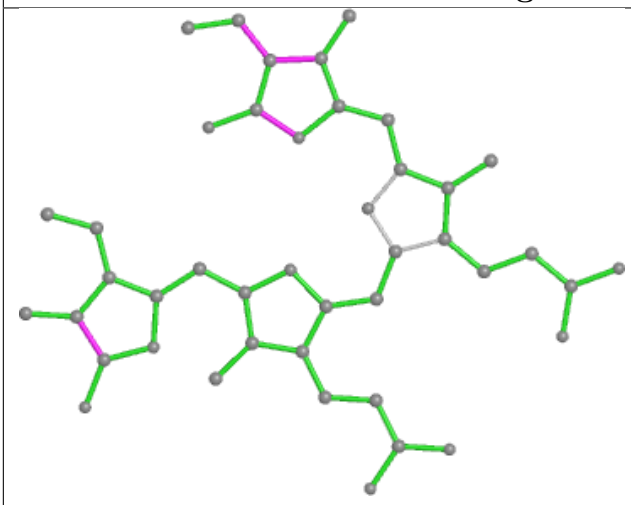

Bond lengths

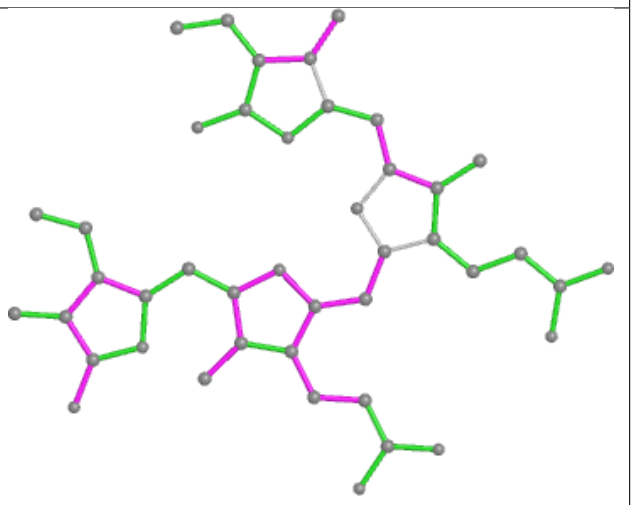

Bond angles

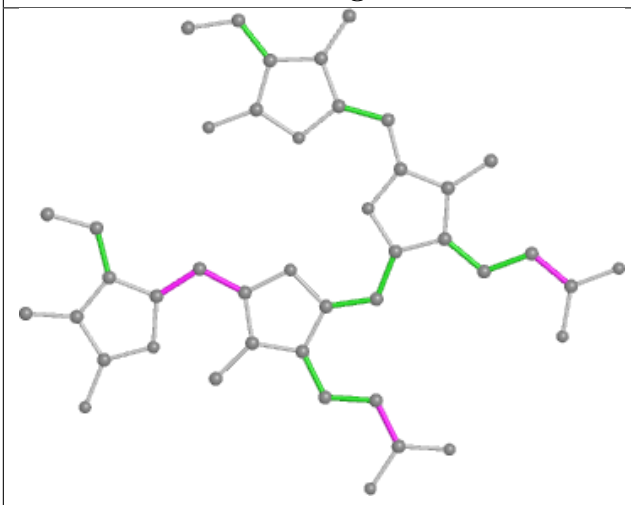

Torsions

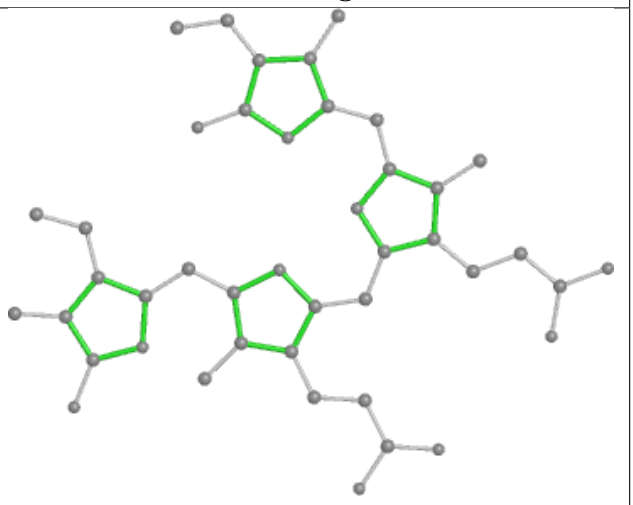

Rings

Ligand PUB hJ 203

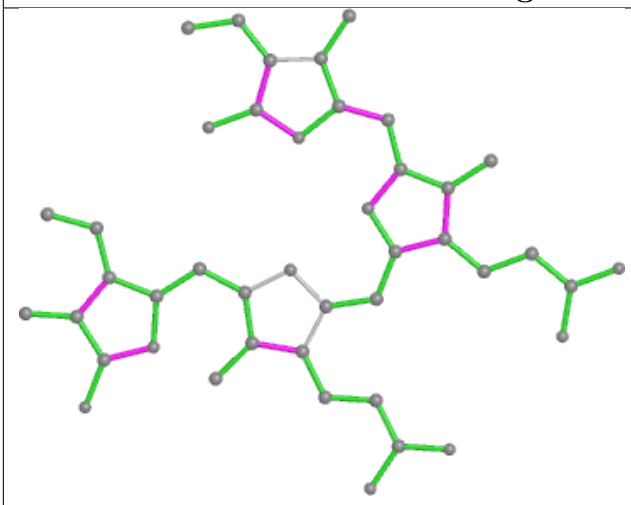

Bond lengths

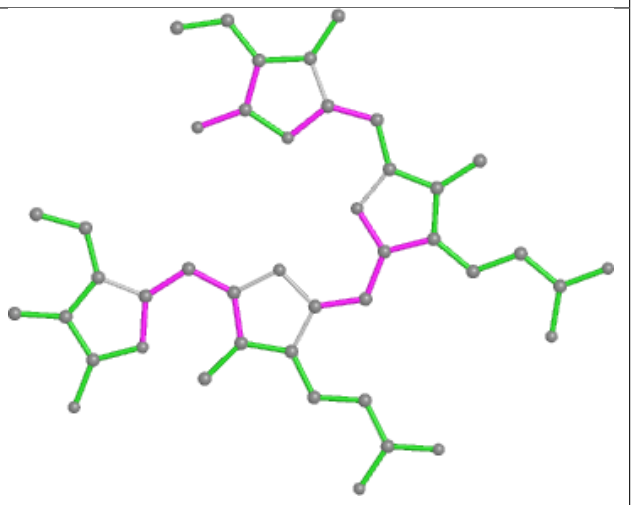

Bond angles

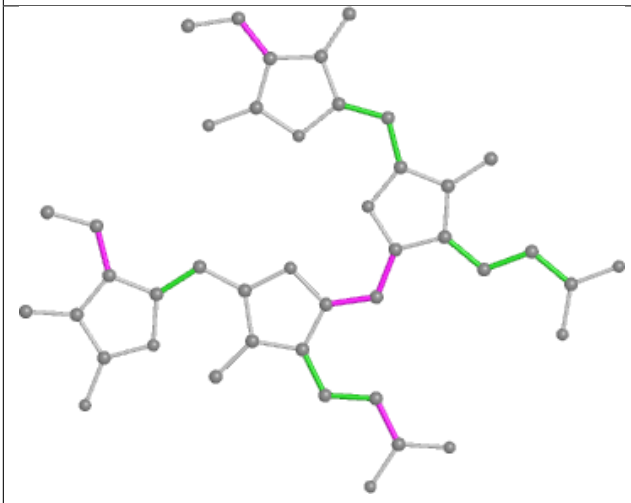

Torsions

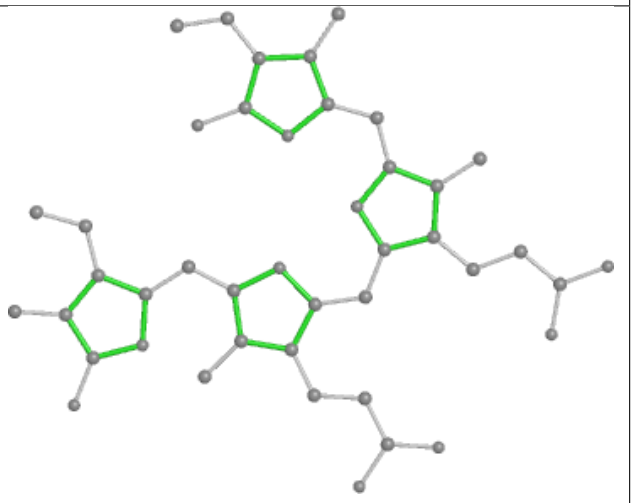

Rings

Ligand PVN dx 405

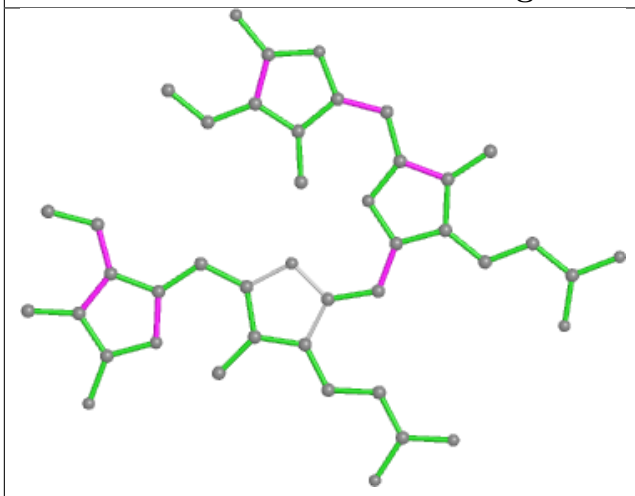

Bond lengths

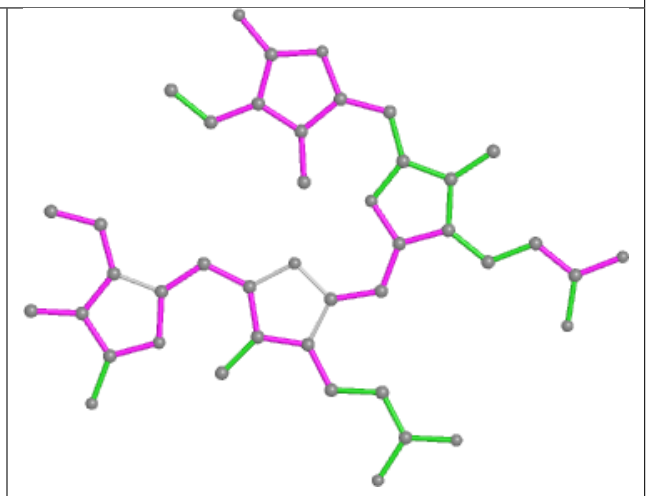

Bond angles

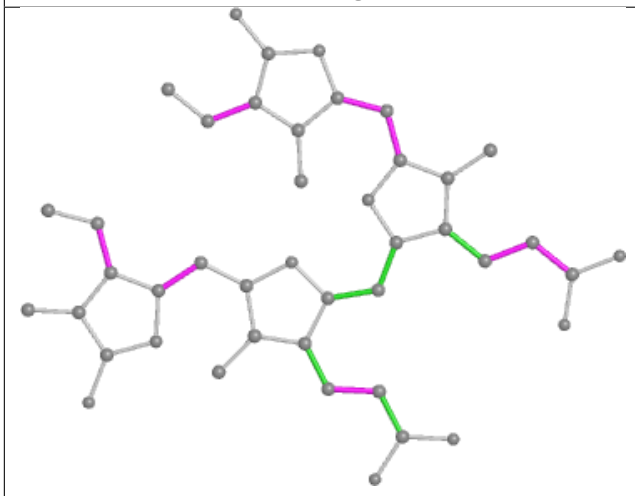

Torsions

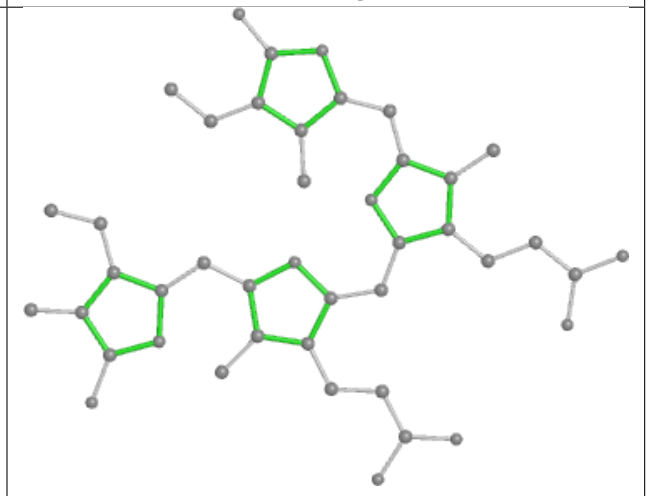

Rings

Ligand PEB s3 202

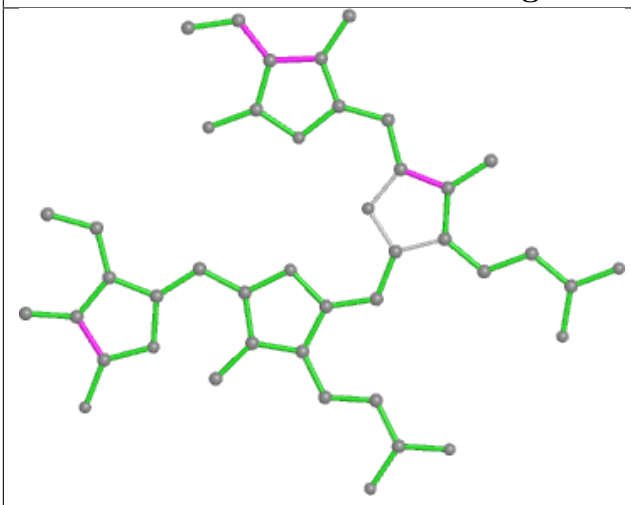

Bond lengths

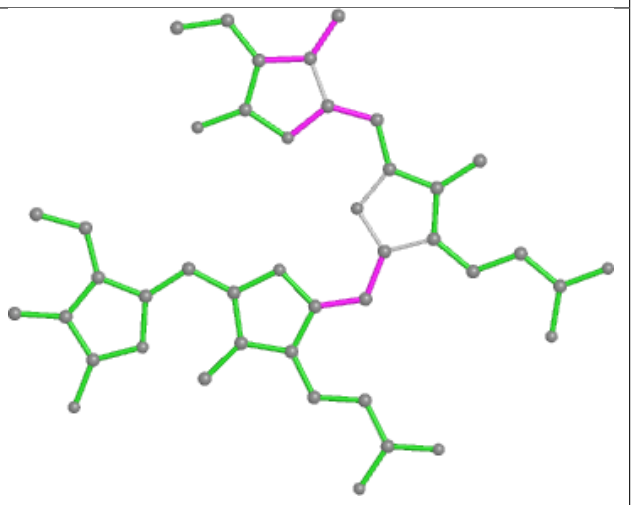

Bond angles

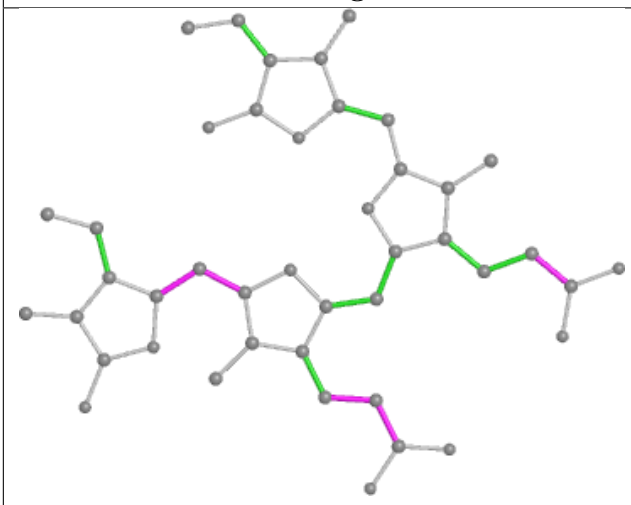

Torsions

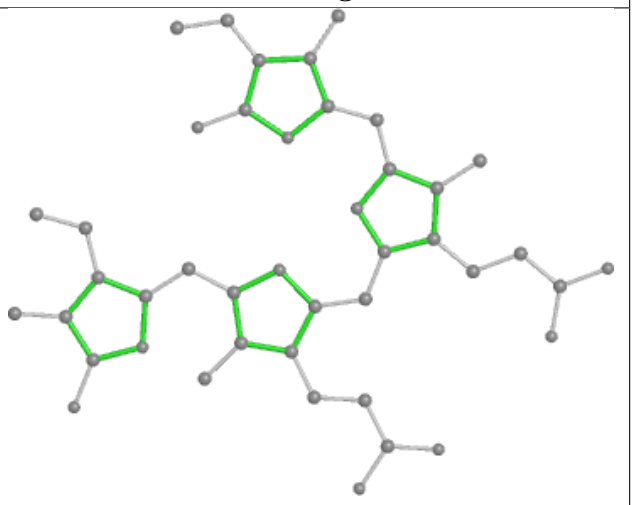

Rings

Ligand PUB v6 203

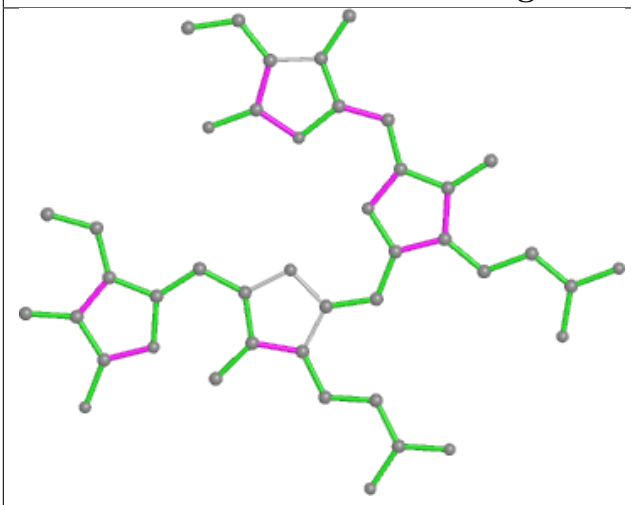

Bond lengths

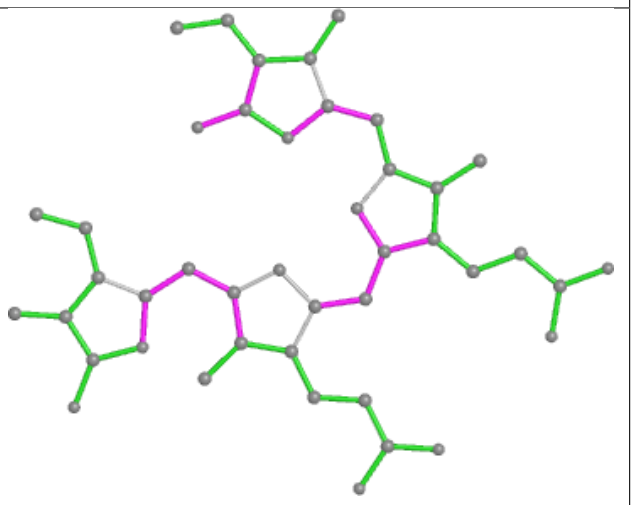

Bond angles

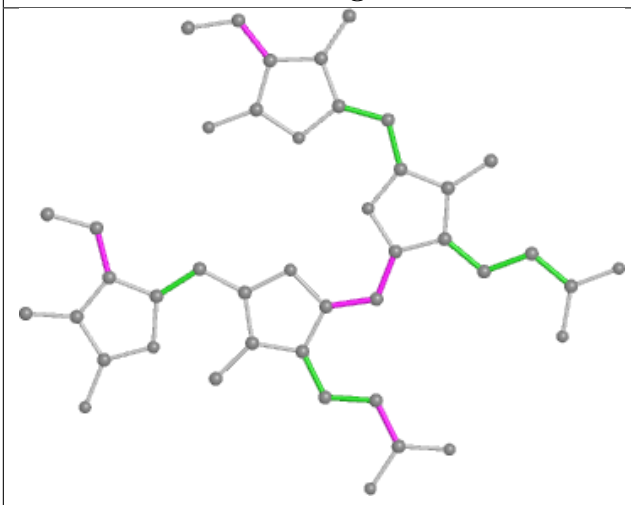

Torsions

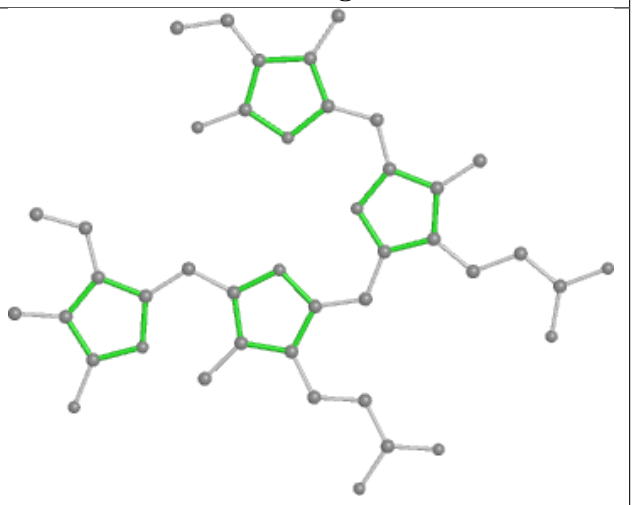

Rings

Ligand PEB hH 201

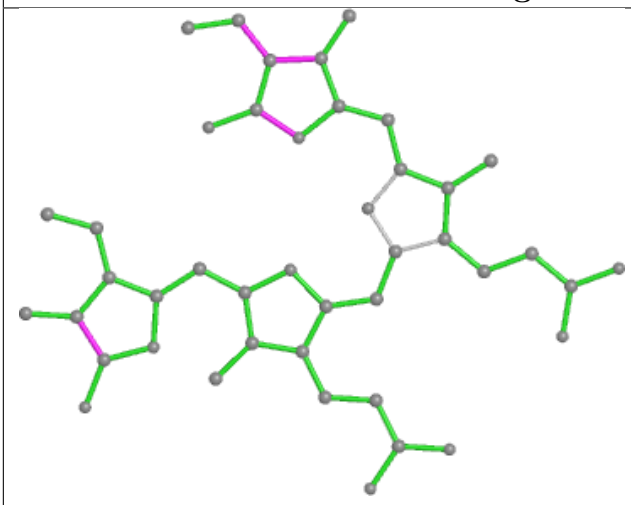

Bond lengths

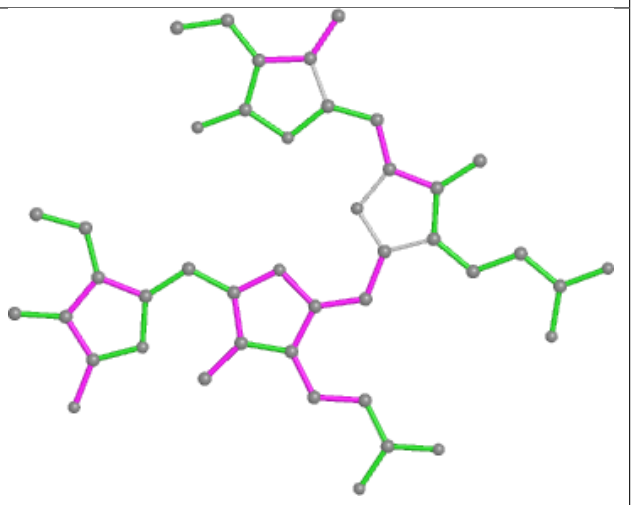

Bond angles

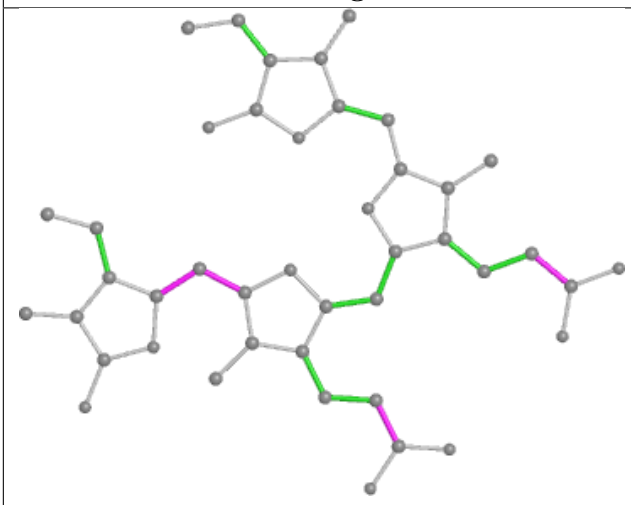

Torsions

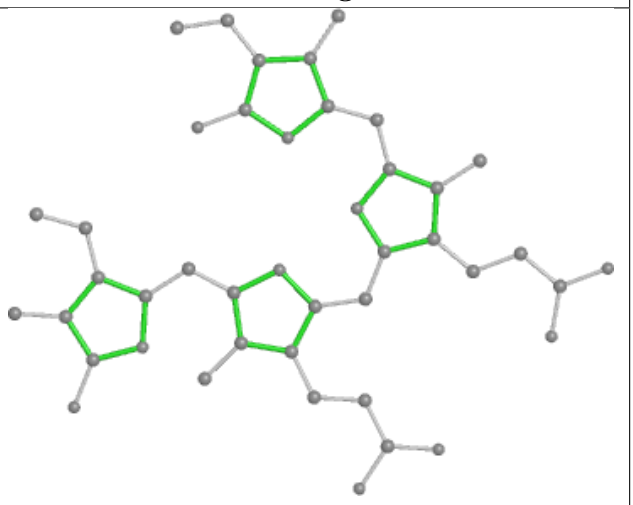

Rings

Ligand PEB c9 302

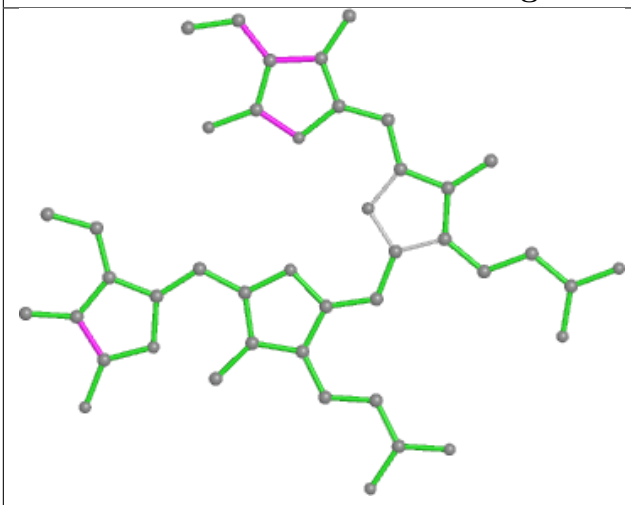

Bond lengths

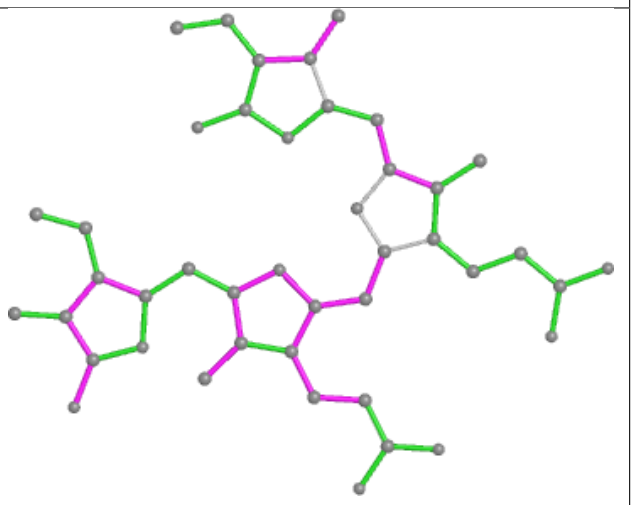

Bond angles

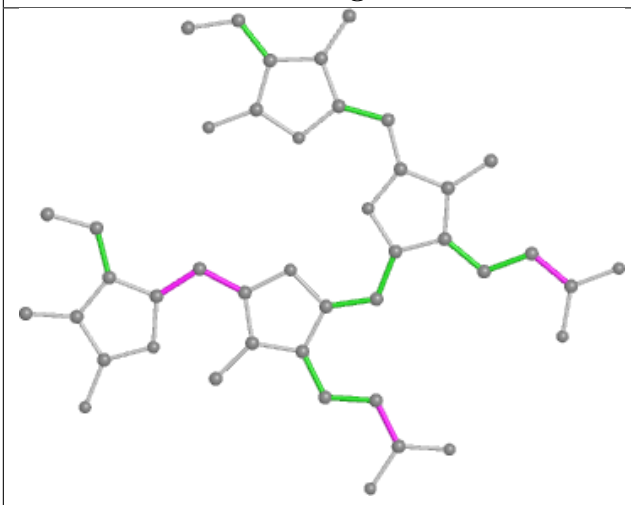

Torsions

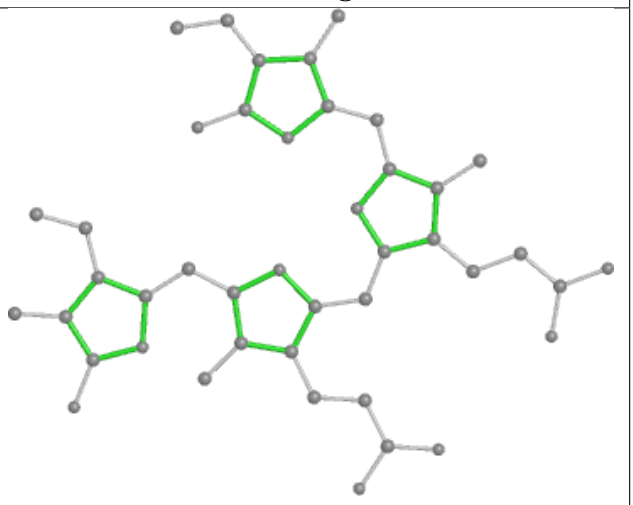

Rings

Ligand PEB u4 202

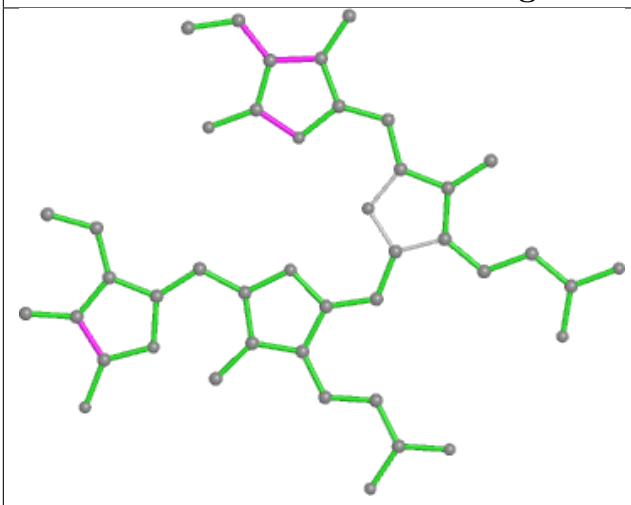

Bond lengths

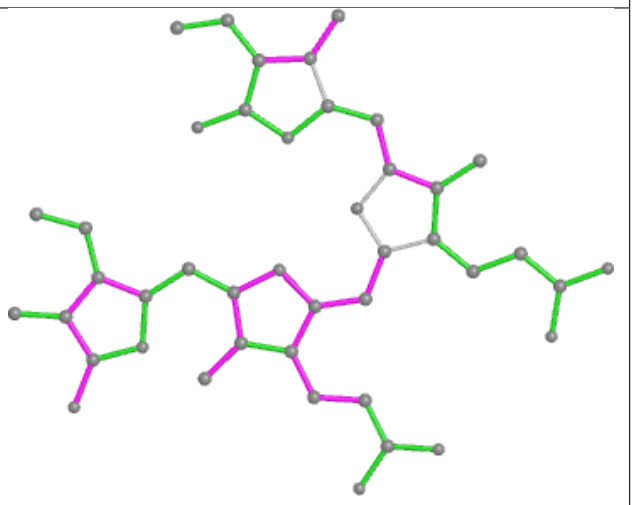

Bond angles

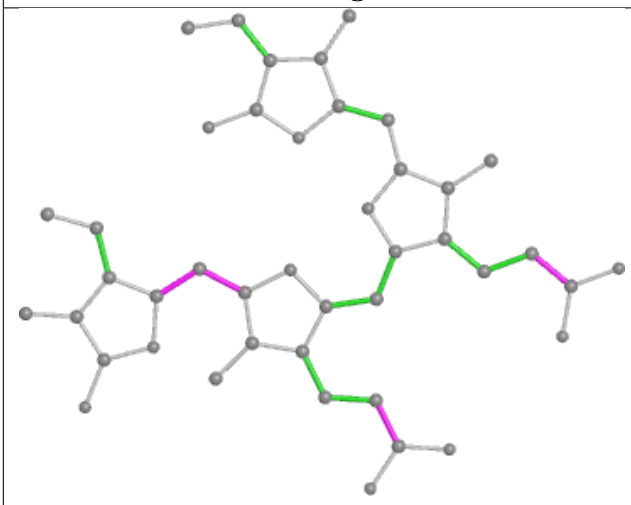

Torsions

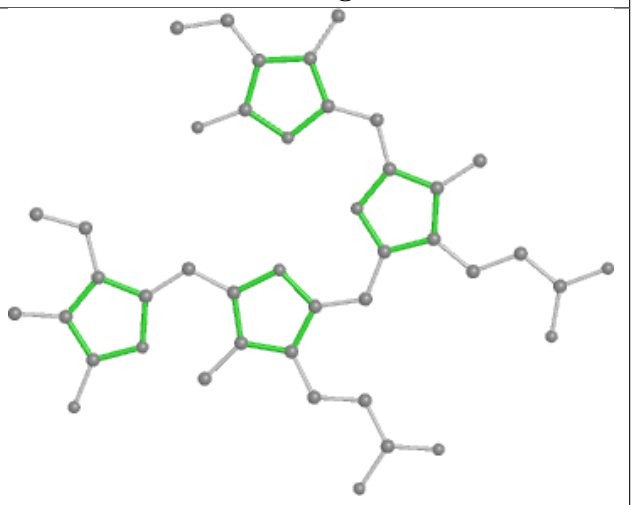

Rings

Ligand PEB w8 202

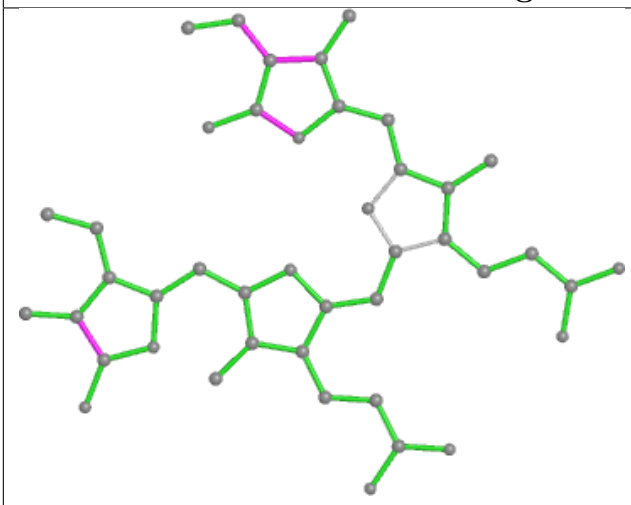

Bond lengths

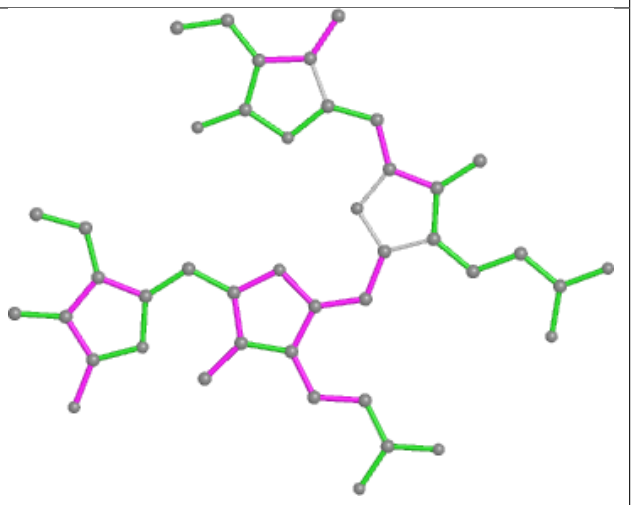

Bond angles

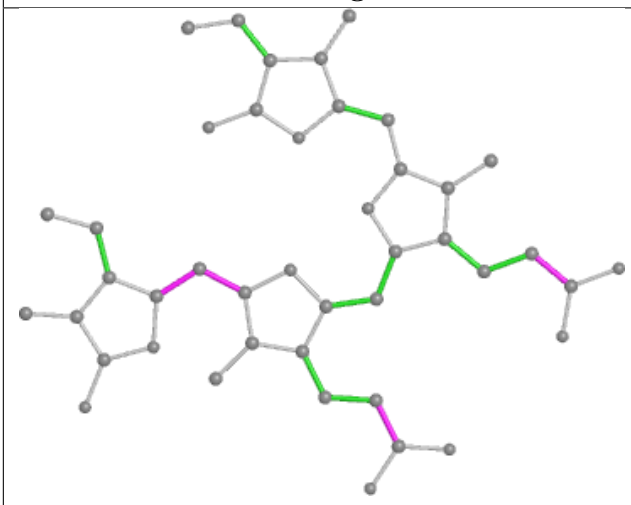

Torsions

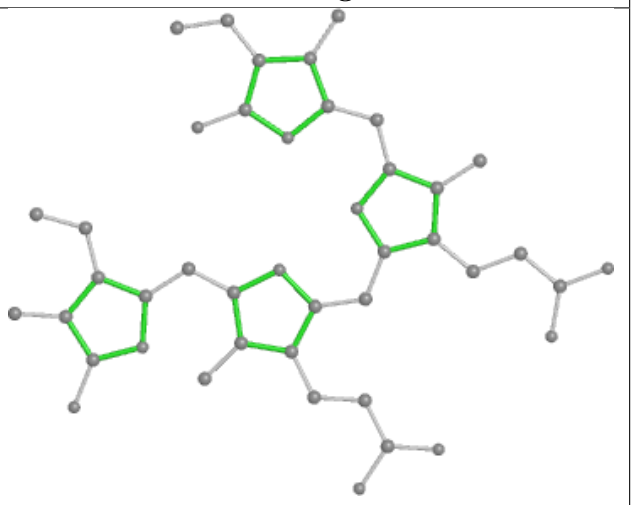

Rings

Ligand PEB aB 201

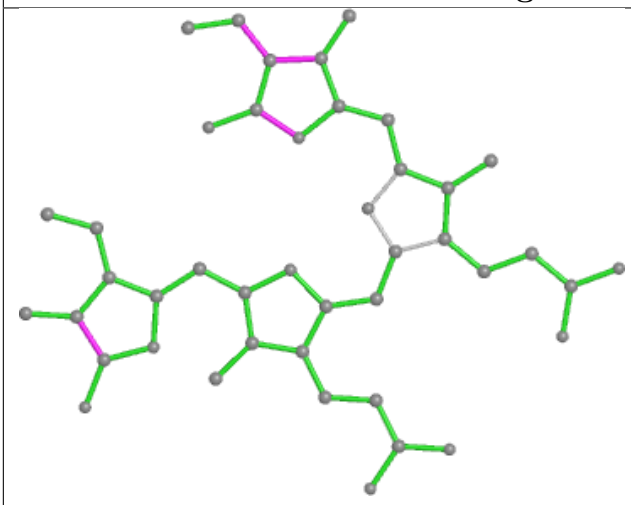

Bond lengths

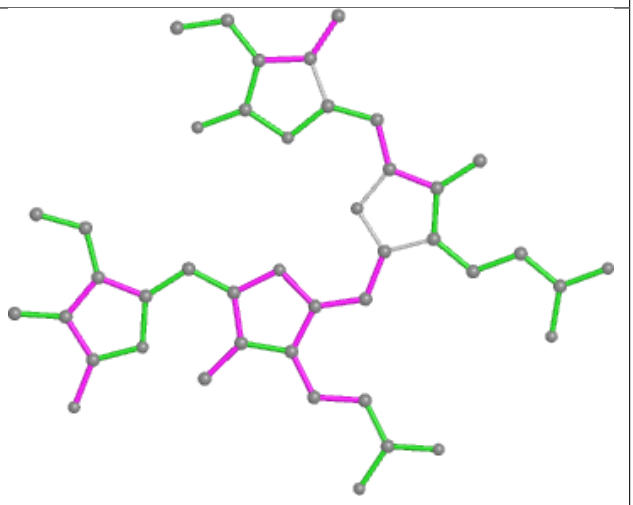

Bond angles

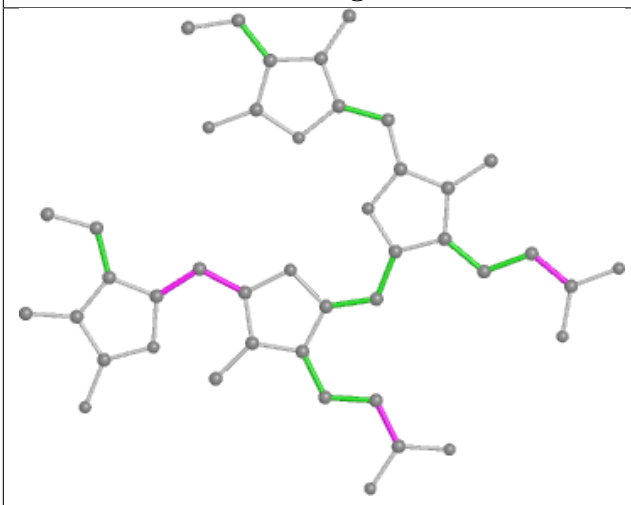

Torsions

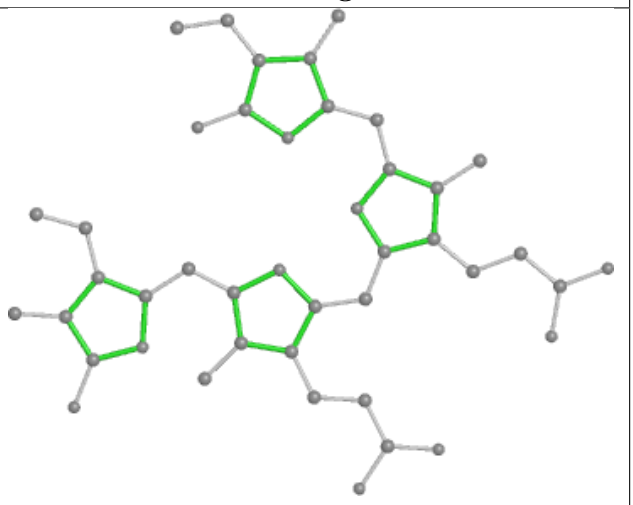

Rings

Ligand PEB Y7 1002

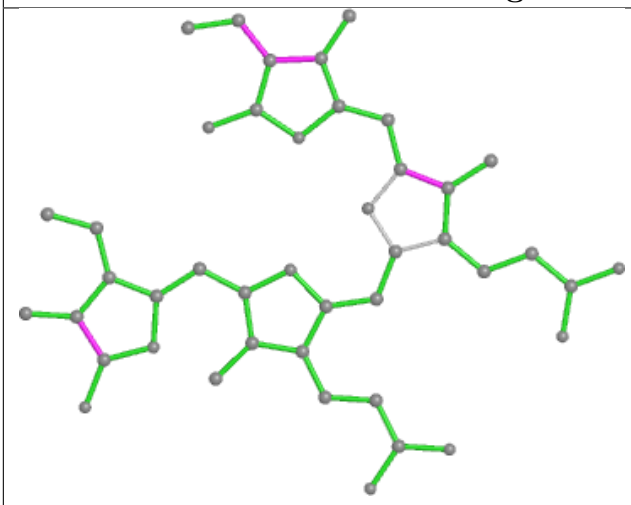

Bond lengths

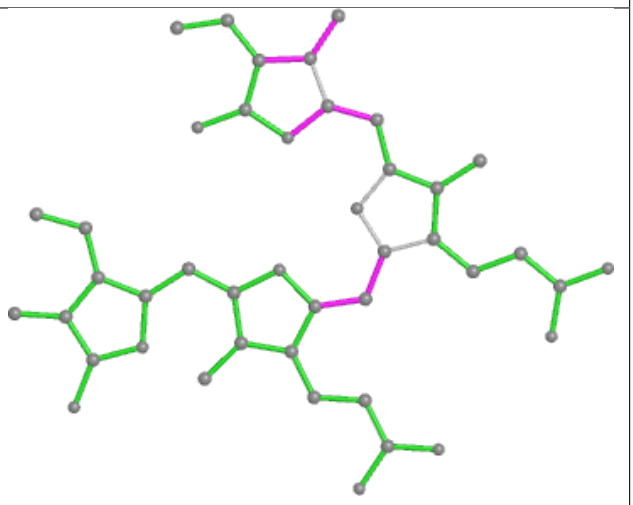

Bond angles

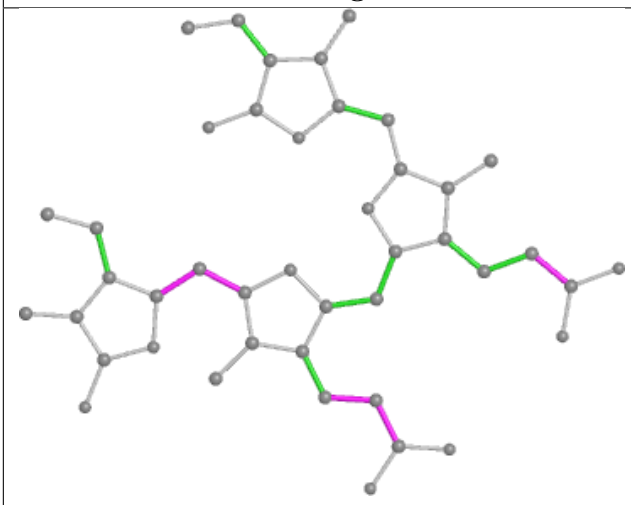

Torsions

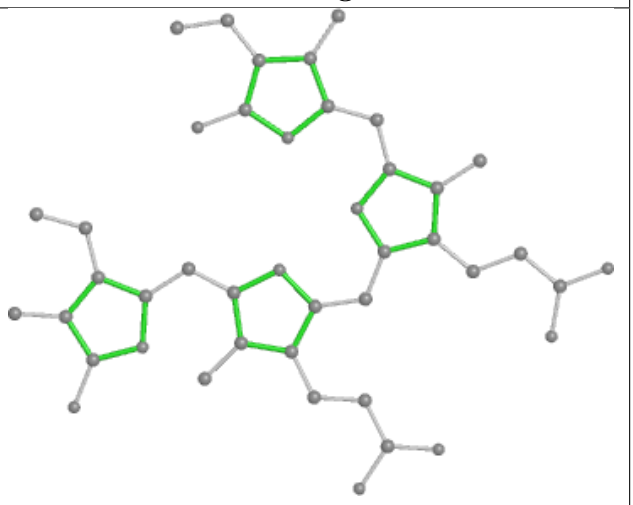

Rings

Ligand PEB S7 201

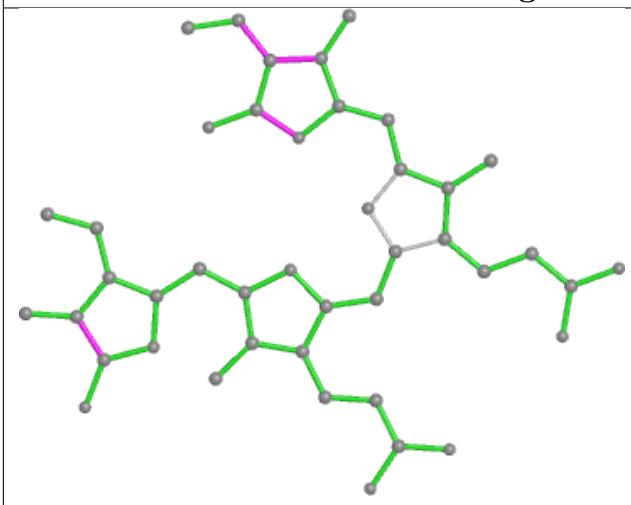

Bond lengths

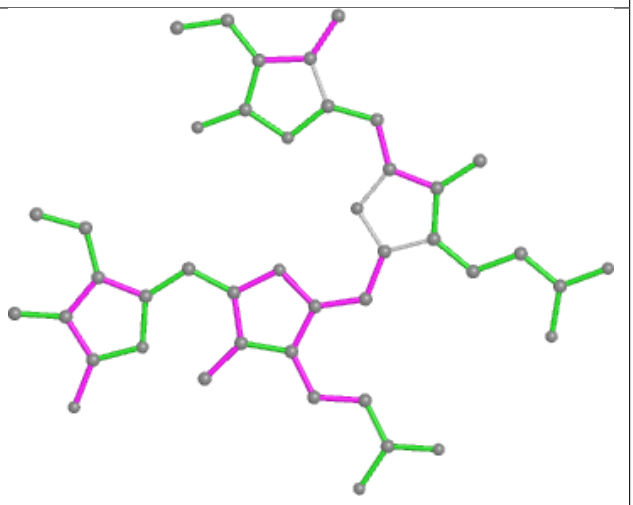

Bond angles

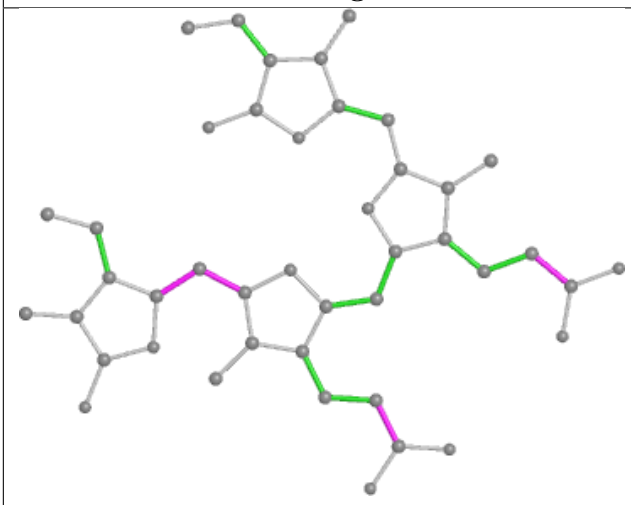

Torsions

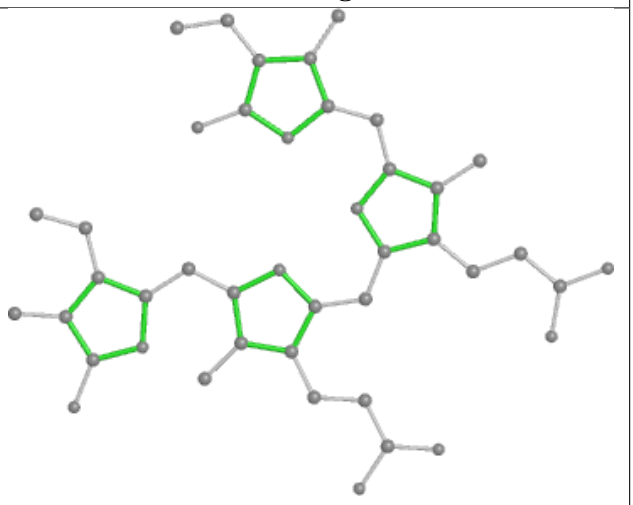

Rings

Ligand PEB kW 1001

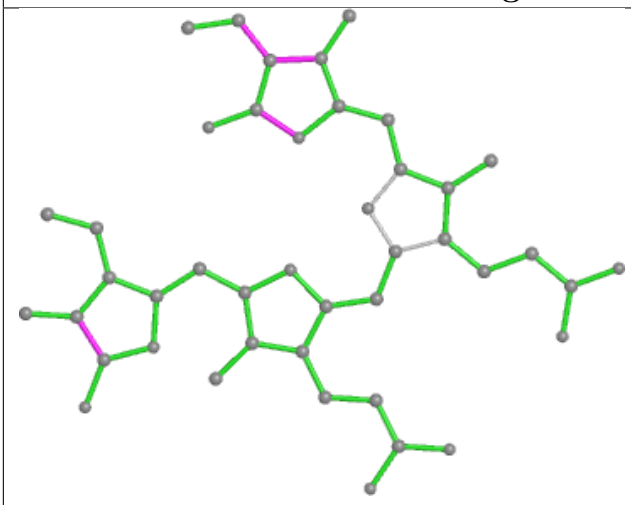

Bond lengths

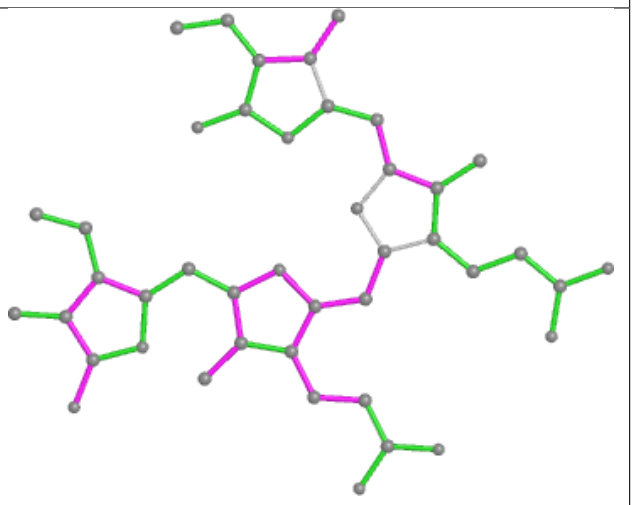

Bond angles

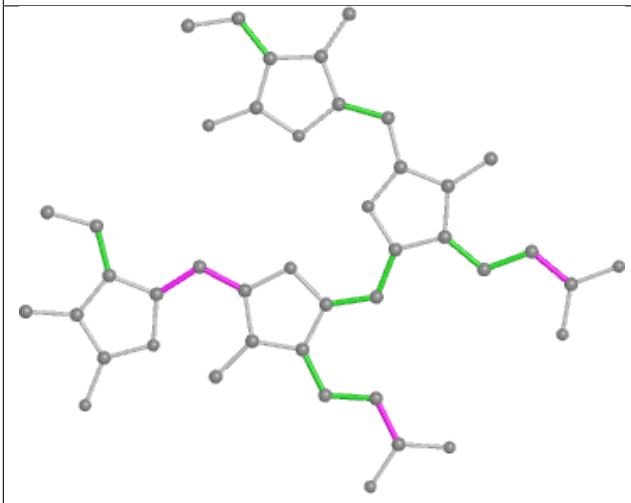

Torsions

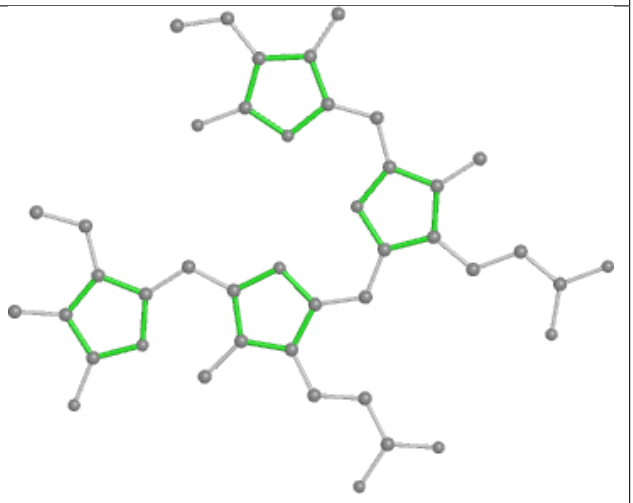

Rings

Ligand PEB go 201

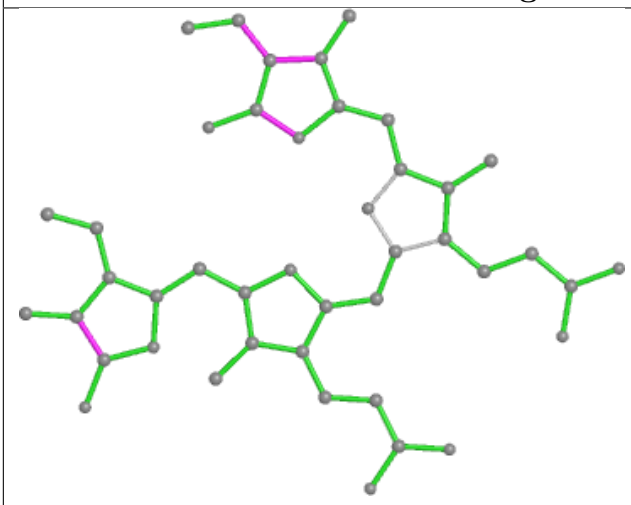

Bond lengths

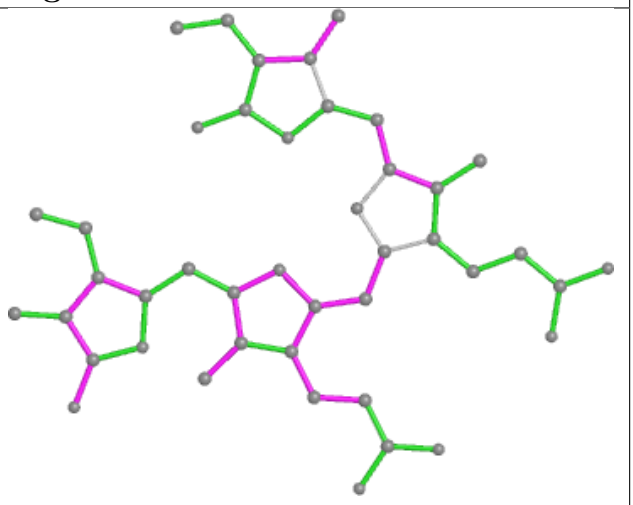

Bond angles

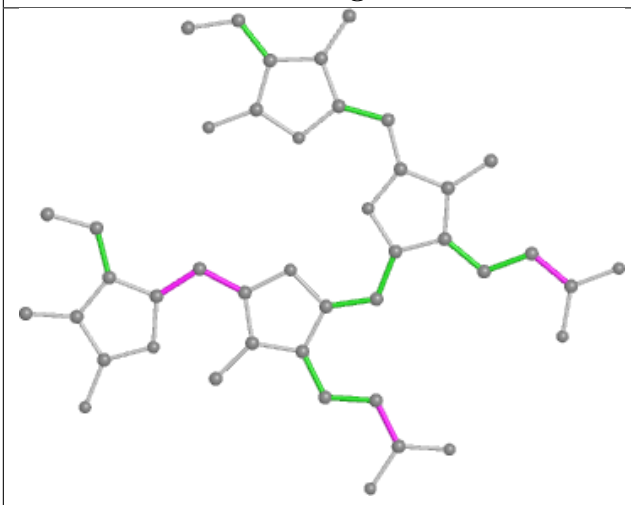

Torsions

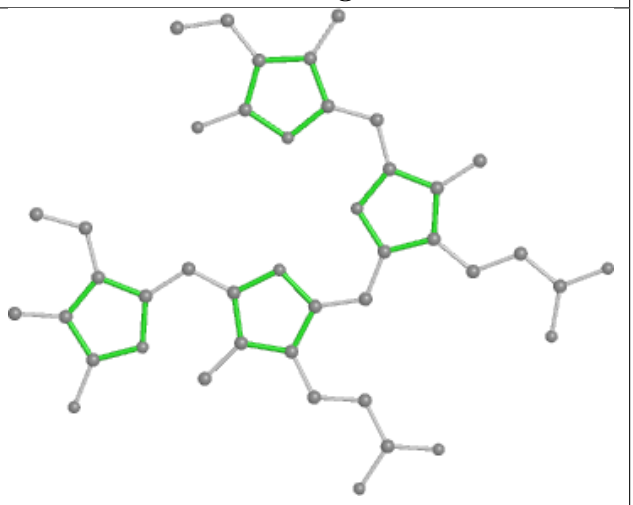

Rings

Ligand PEB hW 202

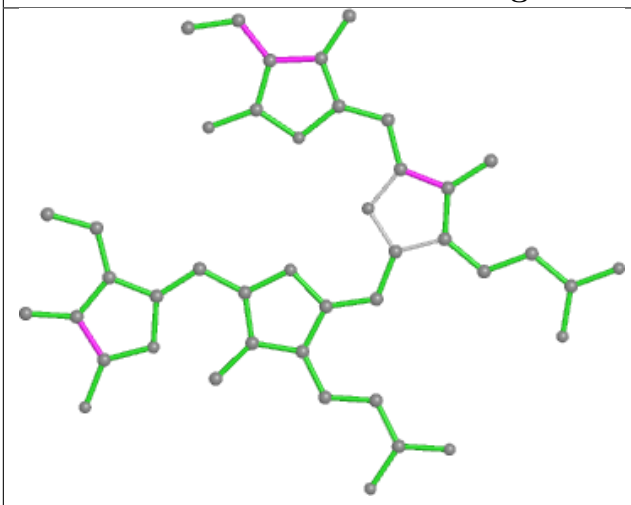

Bond lengths

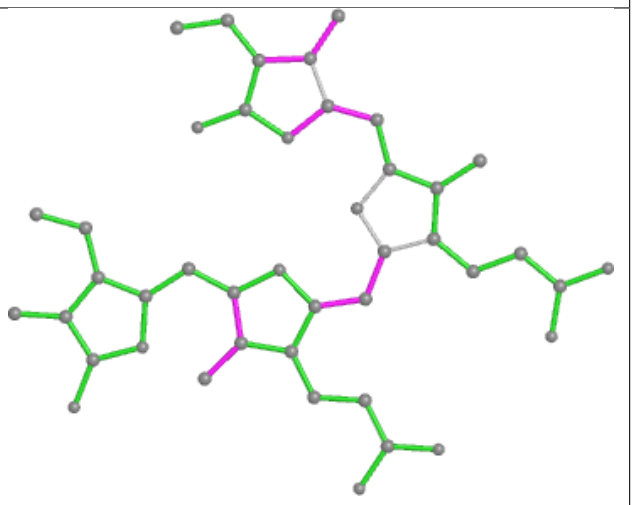

Bond angles

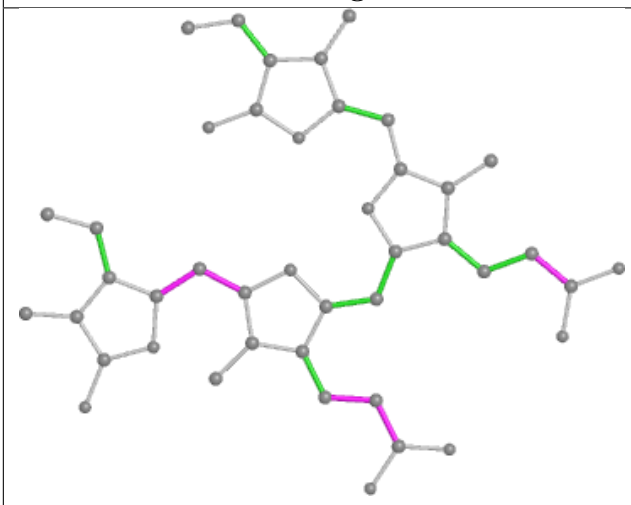

Torsions

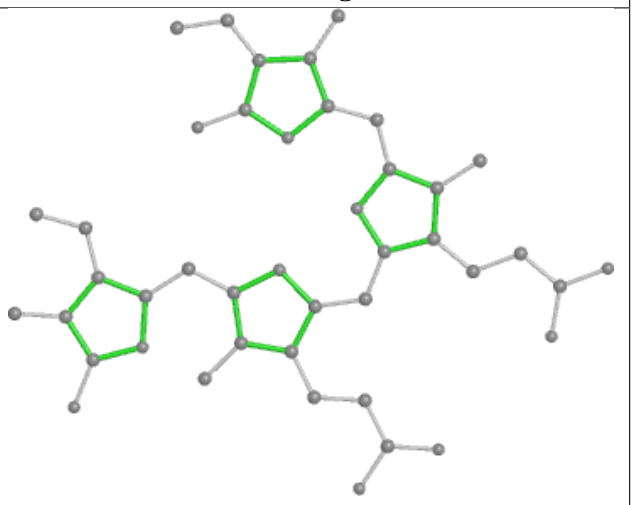

Rings

Ligand PUB eV 203

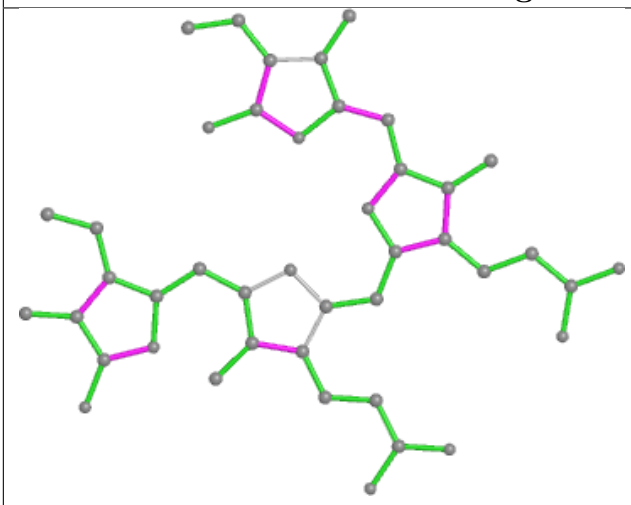

Bond lengths

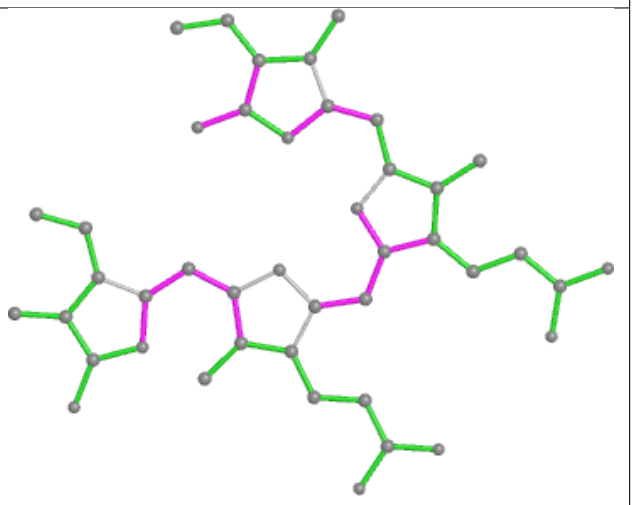

Bond angles

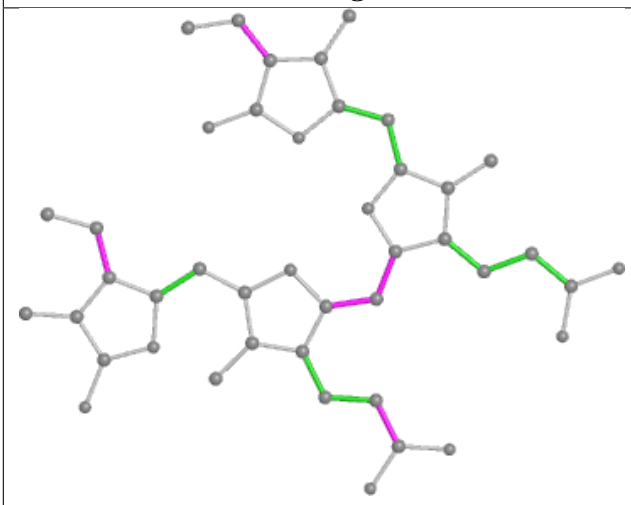

Torsions

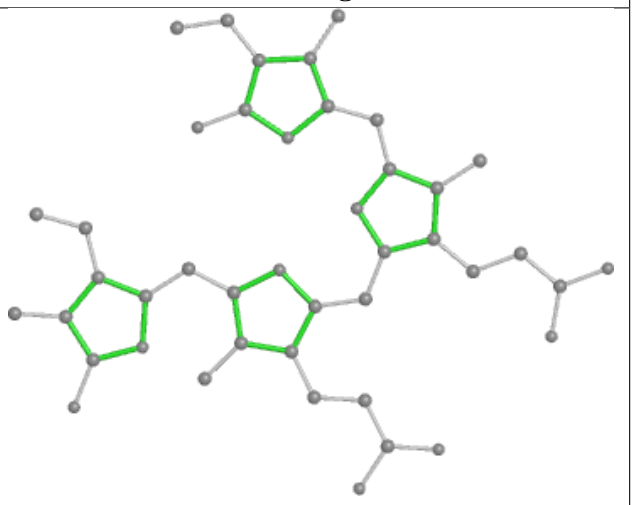

Rings

Ligand PEB cD 202

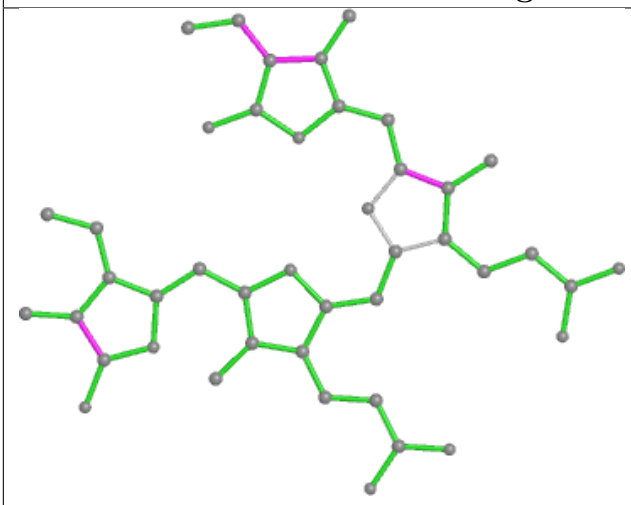

Bond lengths

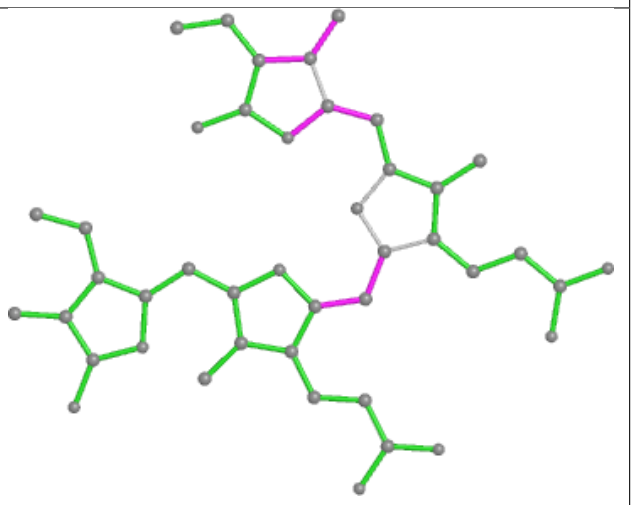

Bond angles

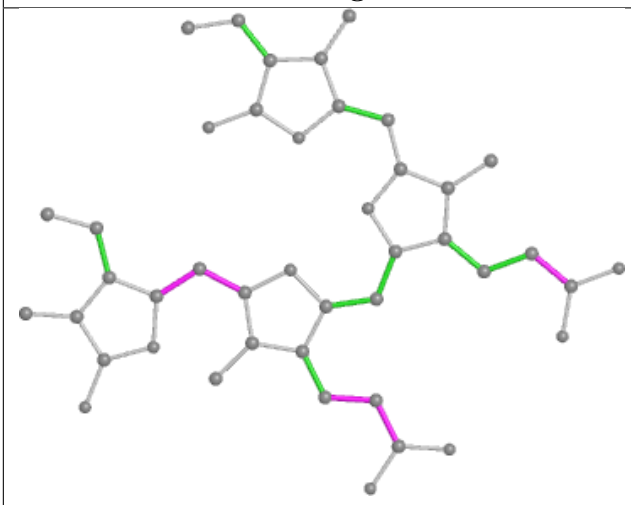

Torsions

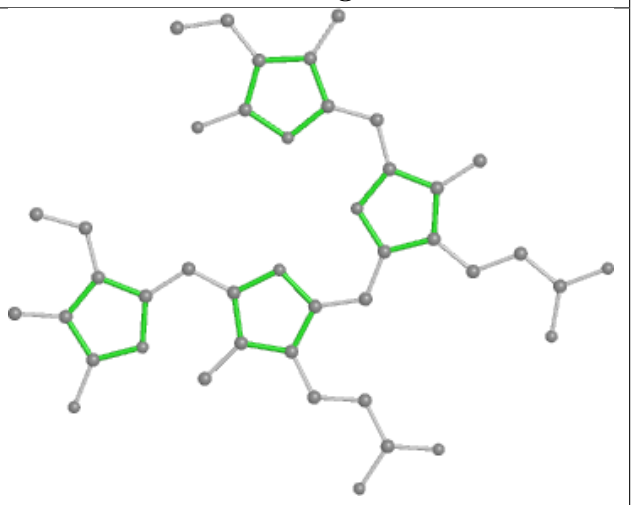

Rings

Ligand PEB cp 201

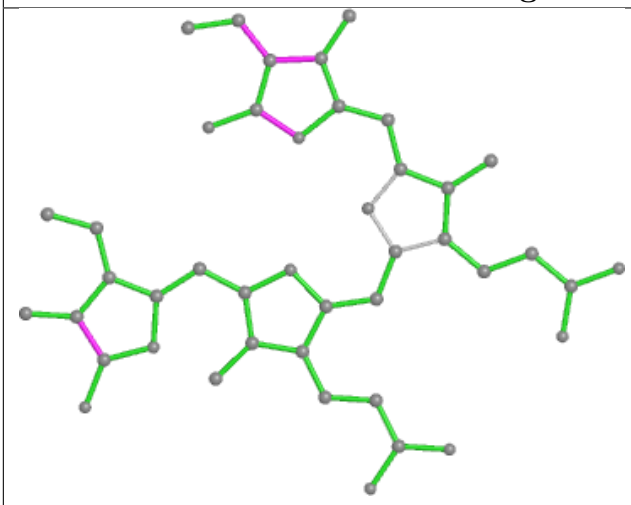

Bond lengths

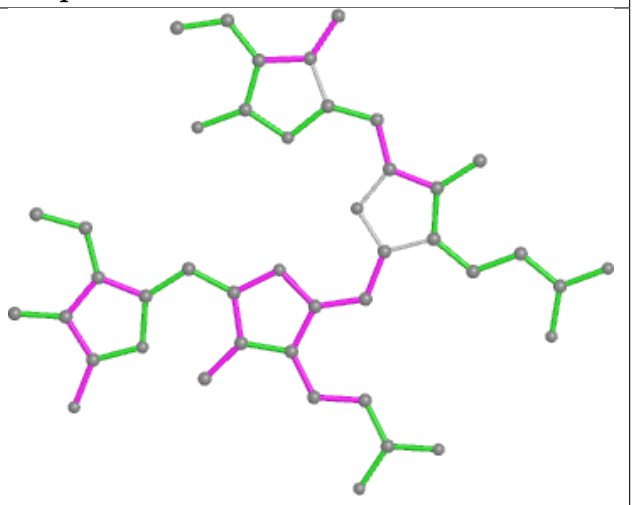

Bond angles

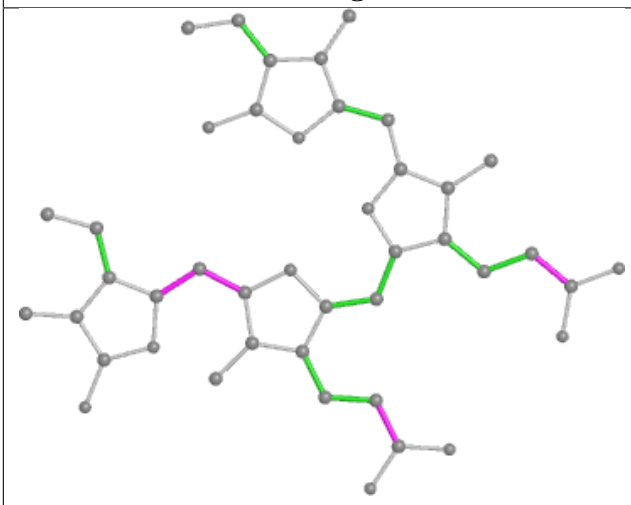

Torsions

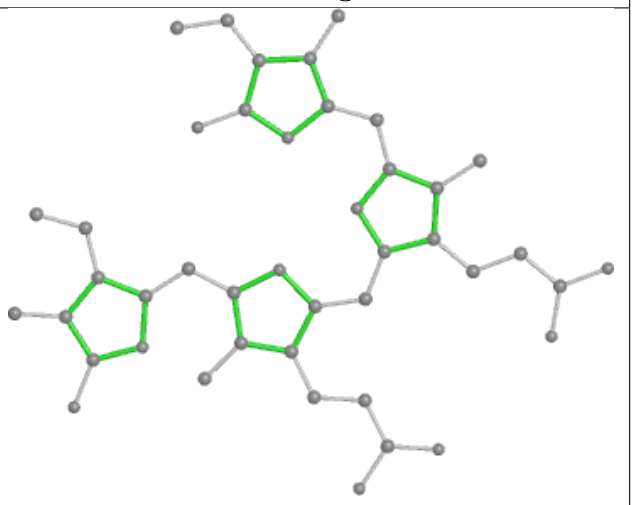

Rings

Ligand PVN D2 303

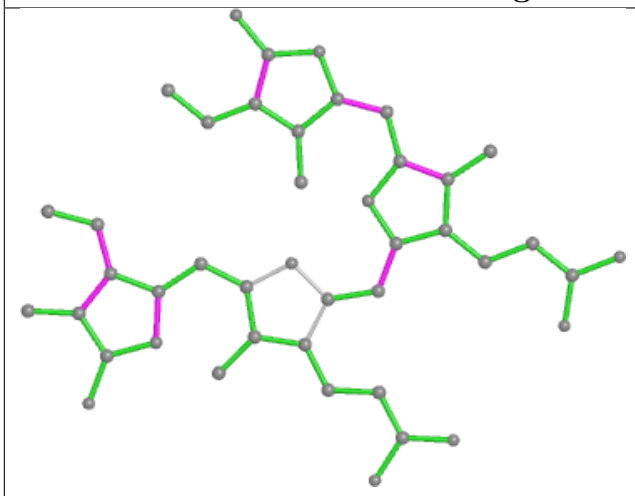

Bond lengths

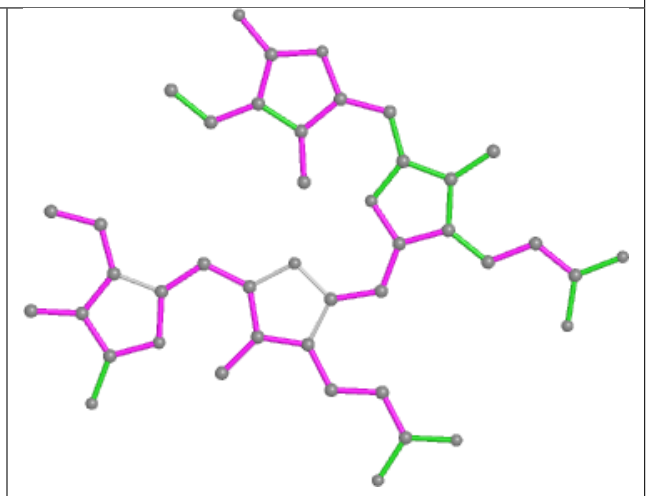

Bond angles

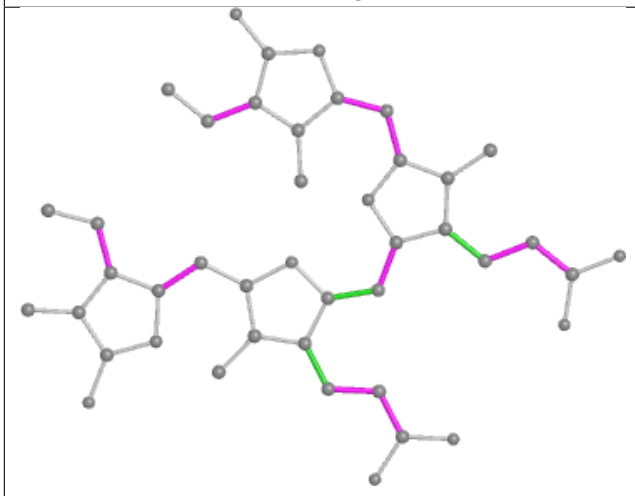

Torsions

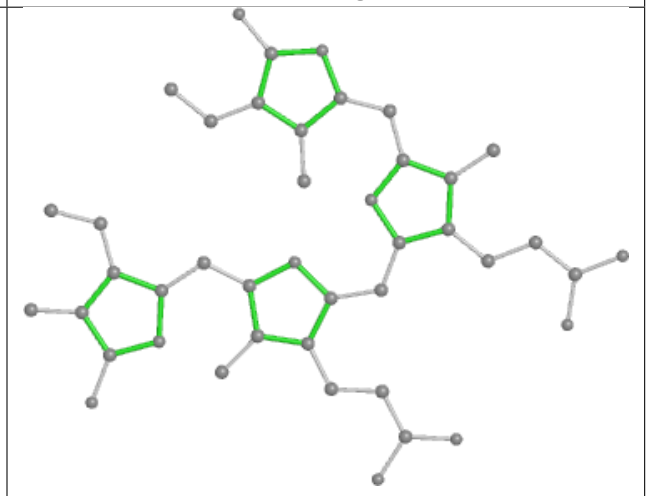

Rings

Ligand PEB m5 1003

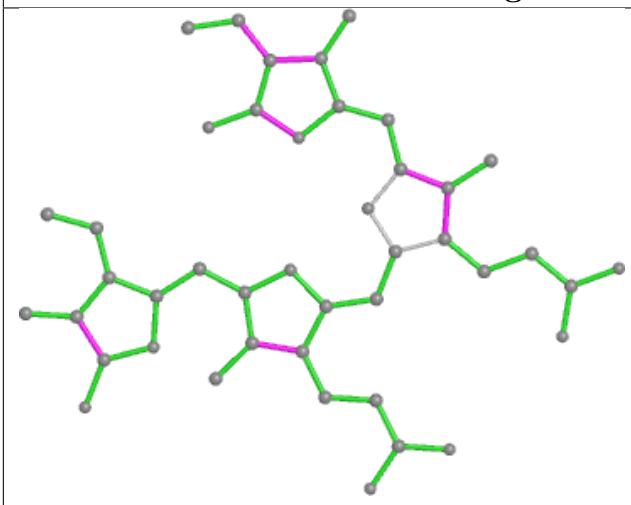

Bond lengths

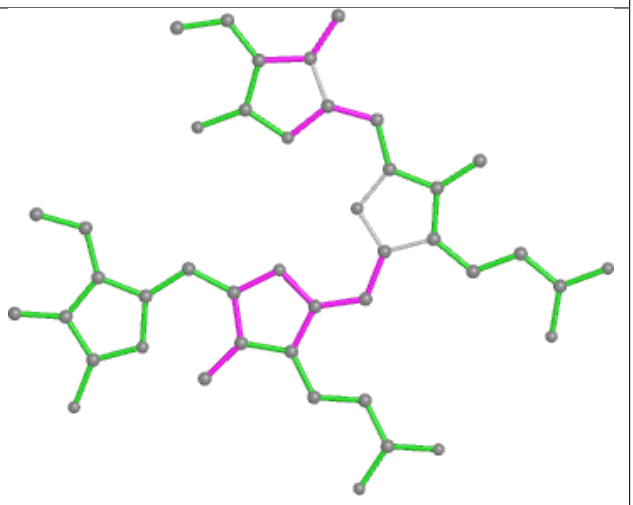

Bond angles

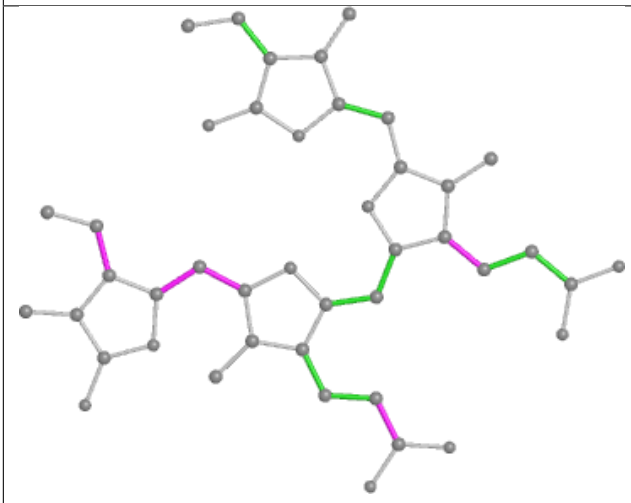

Torsions

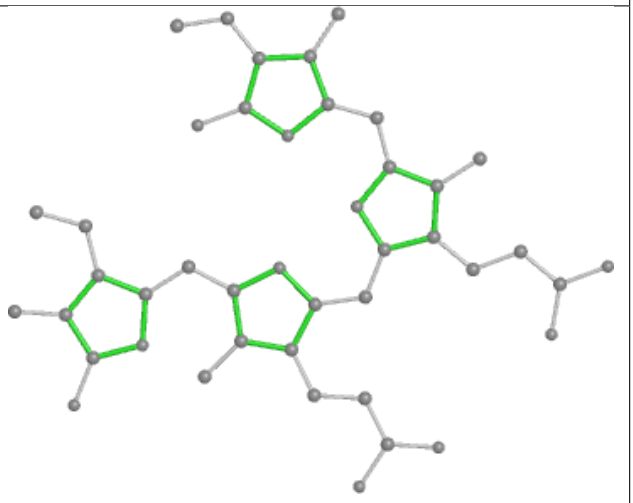

Rings

Ligand PEB dV 201

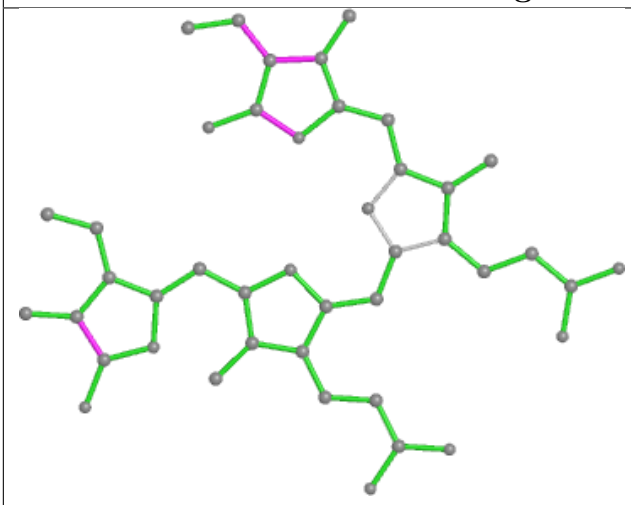

Bond lengths

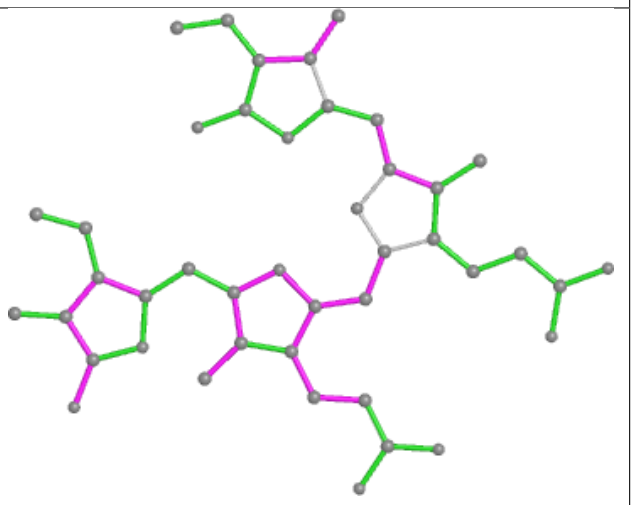

Bond angles

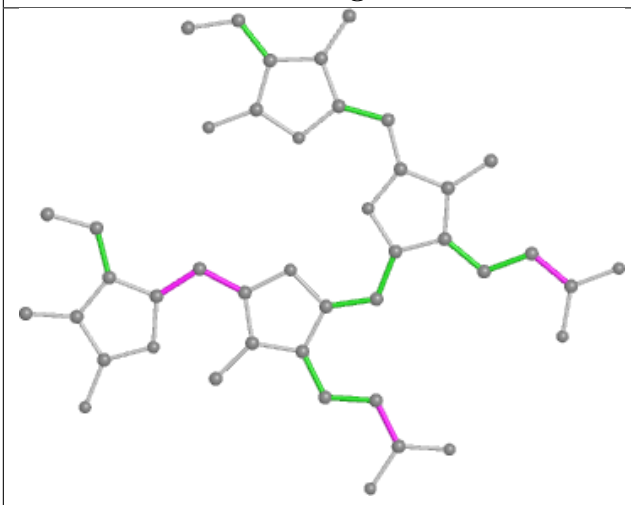

Torsions

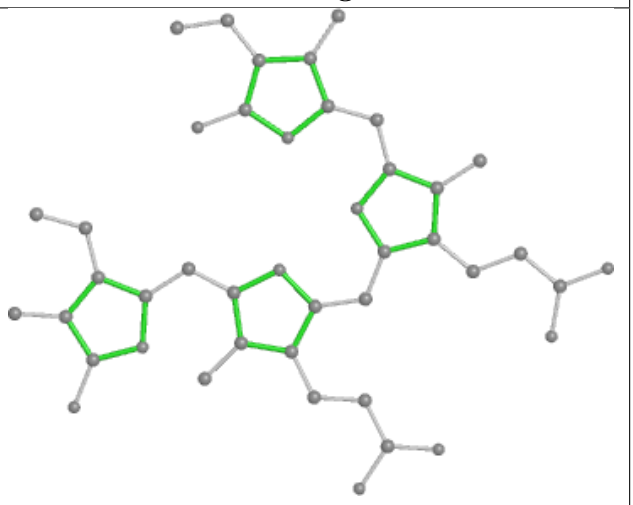

Rings

Ligand PEB B3 202

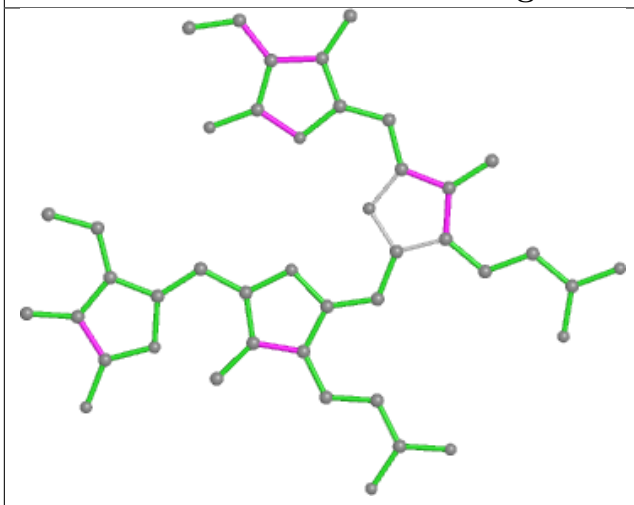

Bond lengths

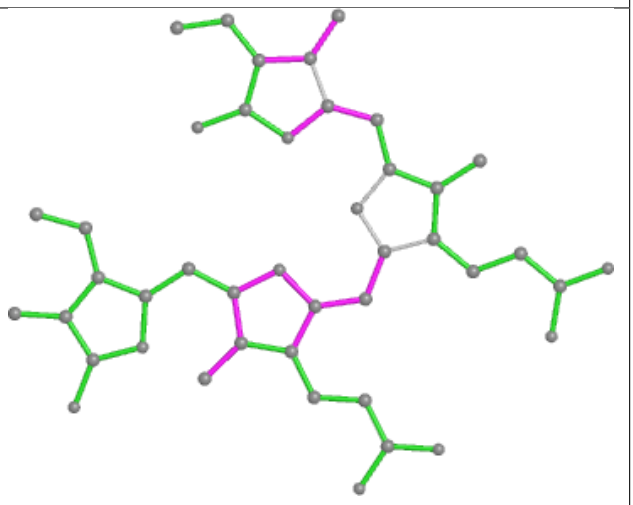

Bond angles

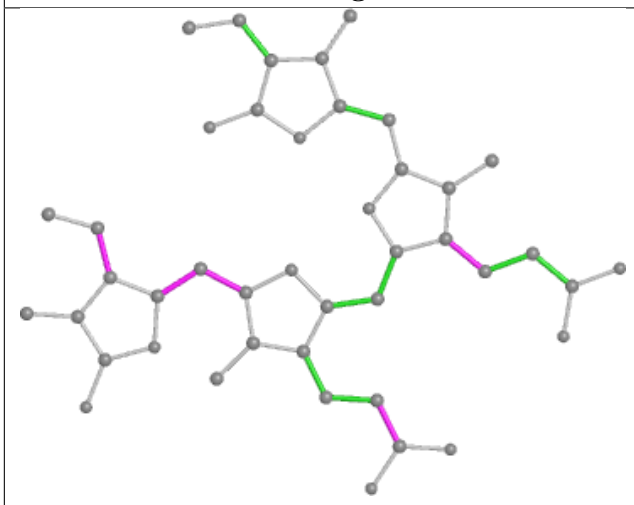

Torsions

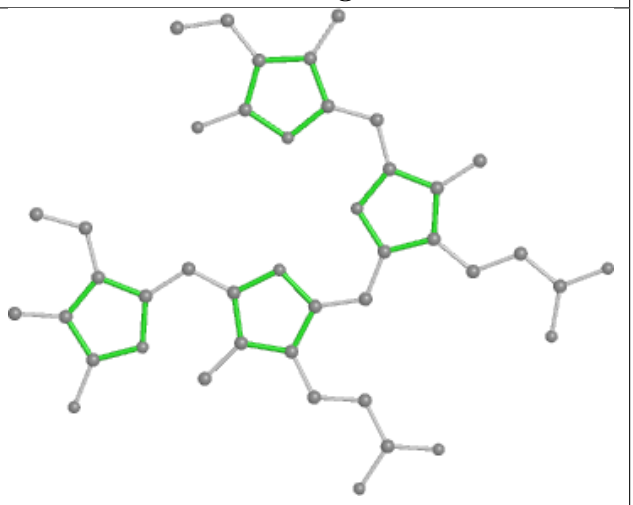

Rings

Ligand PEB db 202

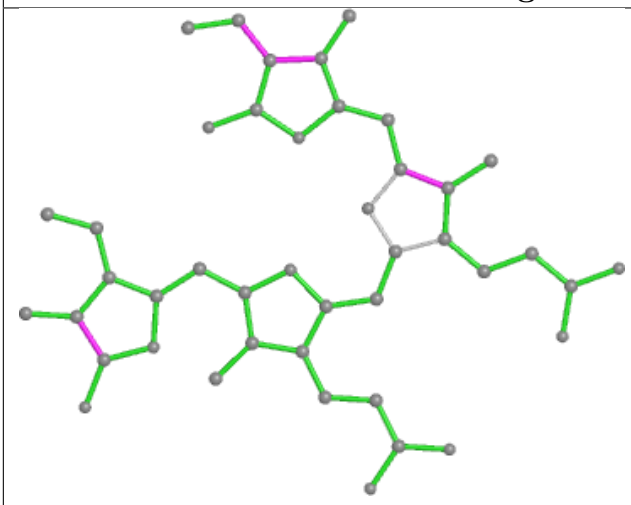

Bond lengths

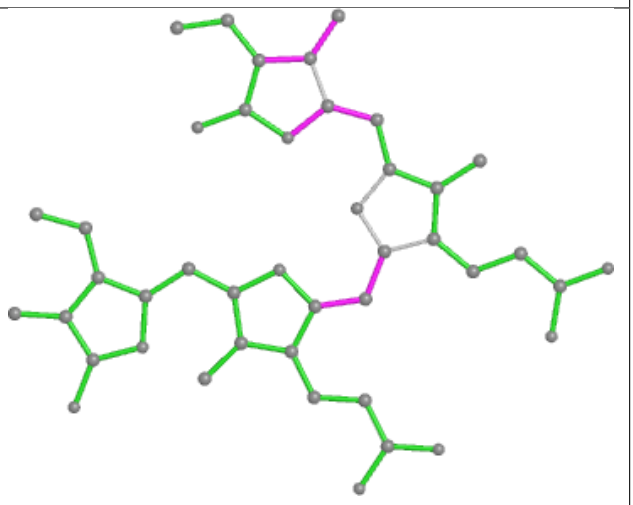

Bond angles

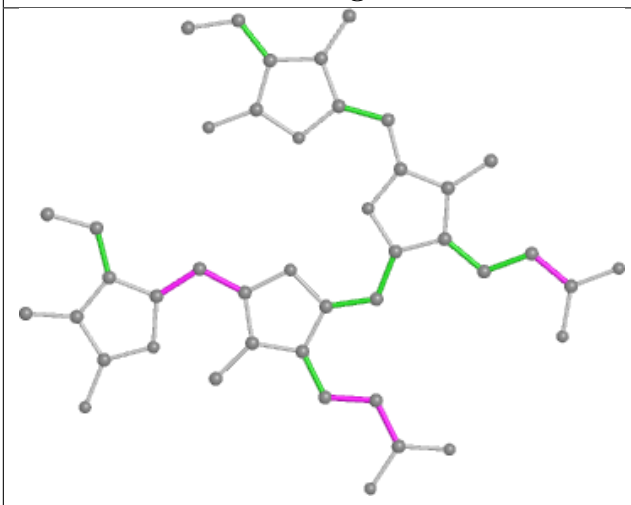

Torsions

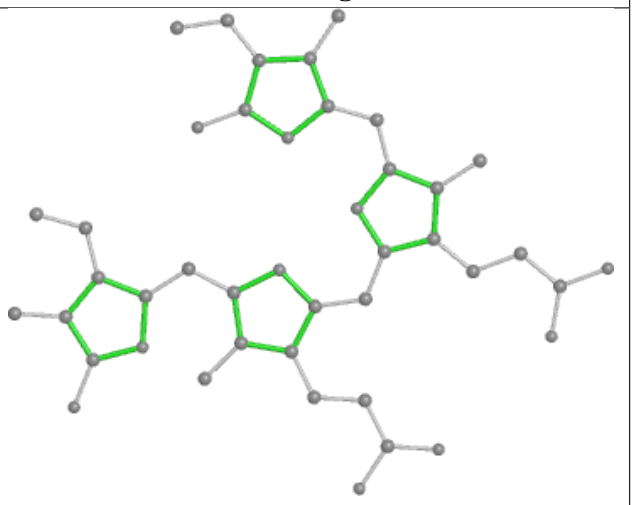

Rings

Ligand PVN ez 1004

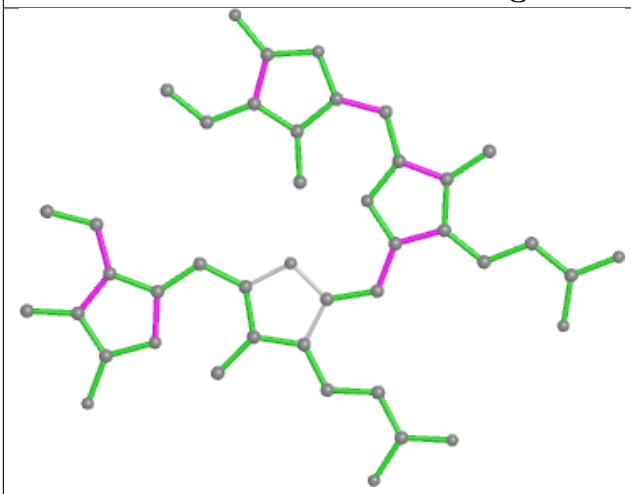

Bond lengths

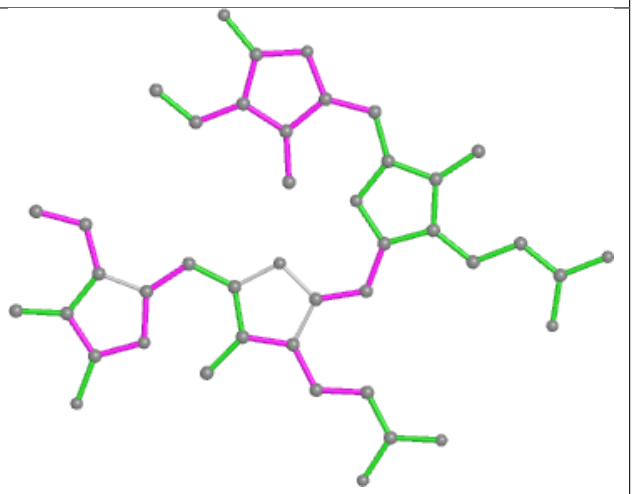

Bond angles

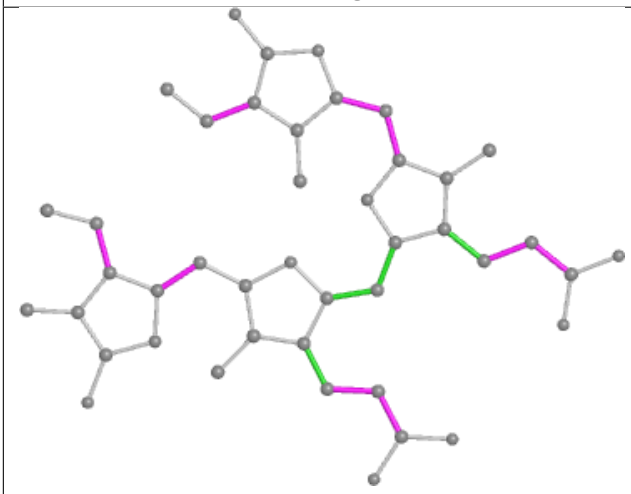

Torsions

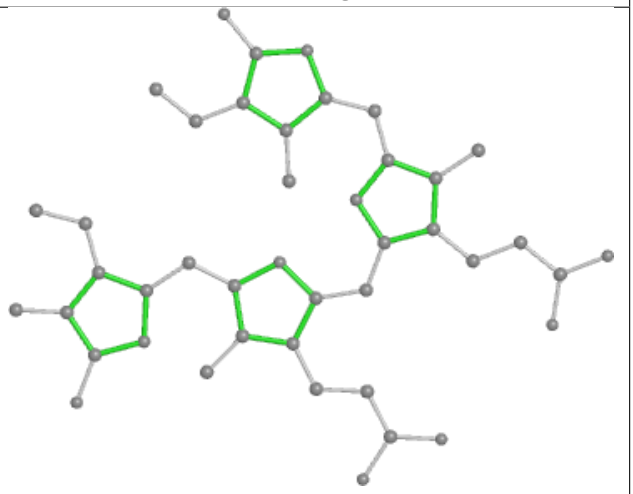

Rings

Ligand PEB eO 202

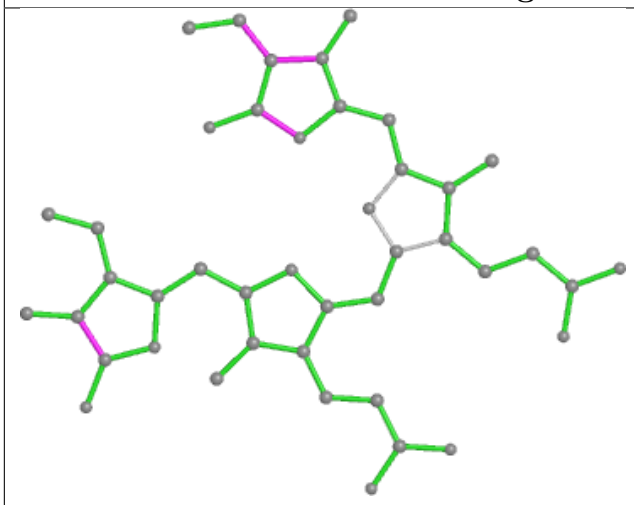

Bond lengths

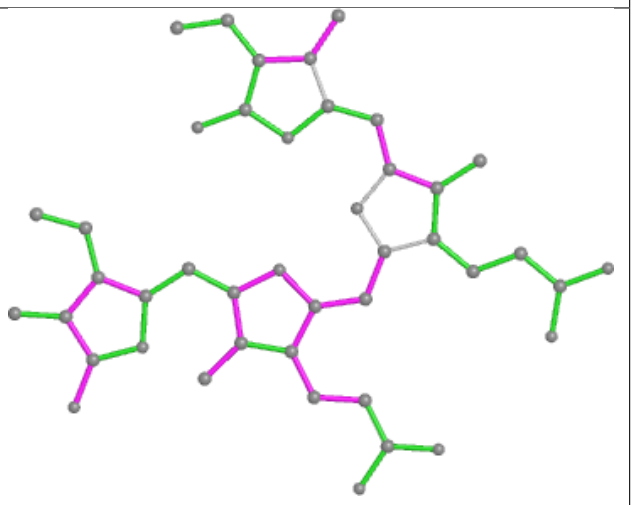

Bond angles

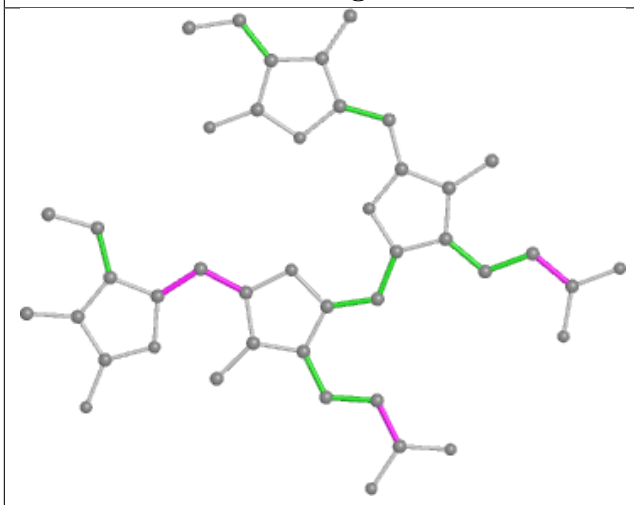

Torsions

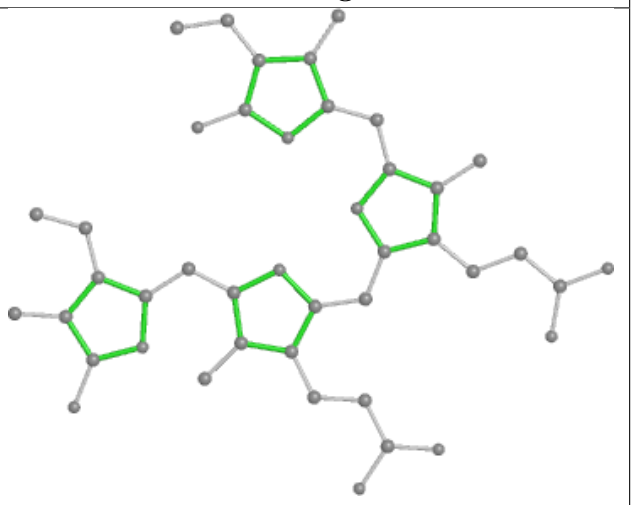

Rings

Ligand PEB p6 201

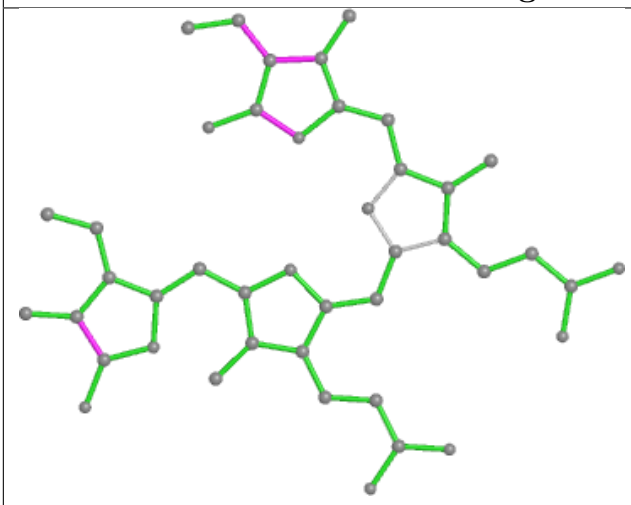

Bond lengths

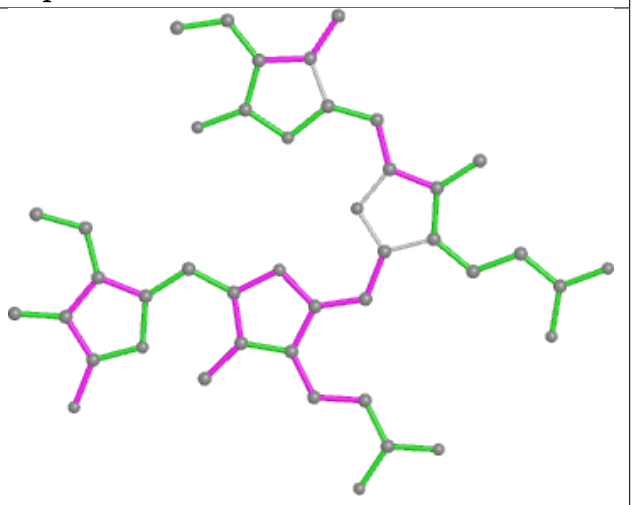

Bond angles

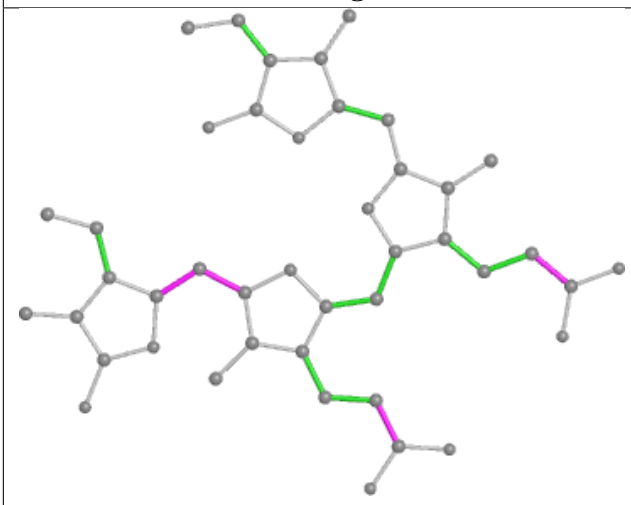

Torsions

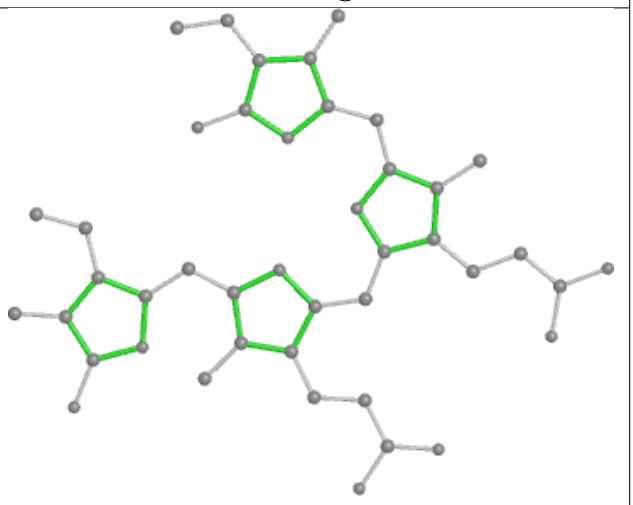

Rings

Ligand PEB w4 202

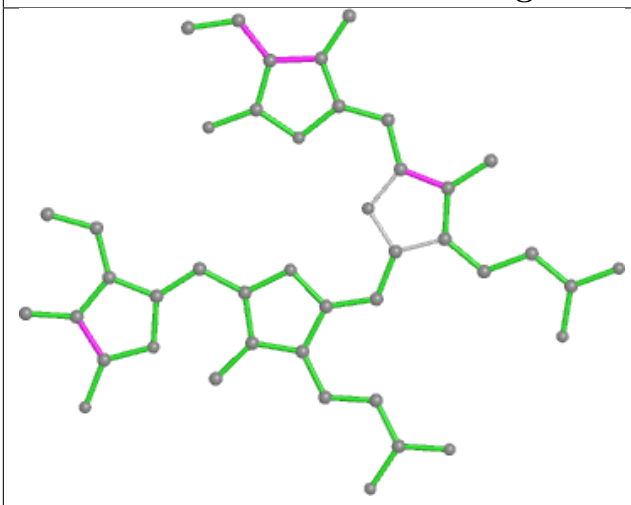

Bond lengths

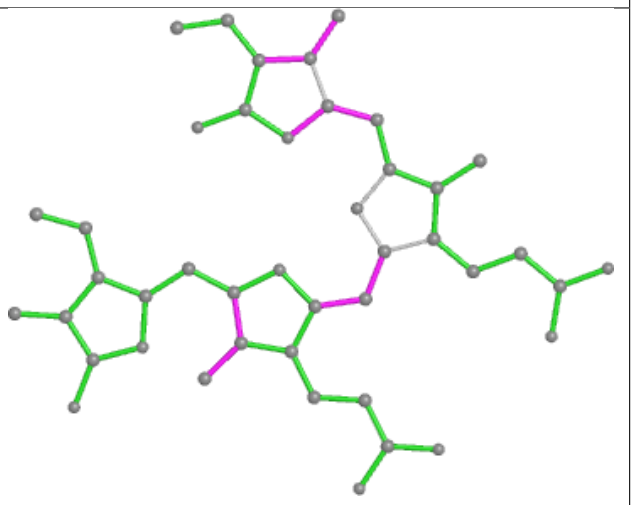

Bond angles

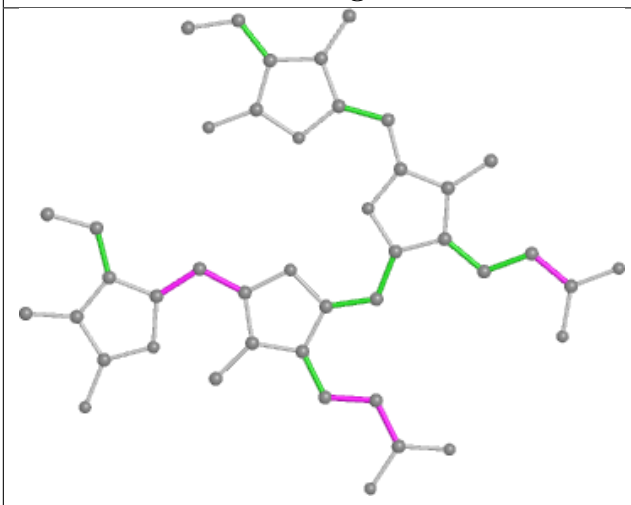

Torsions

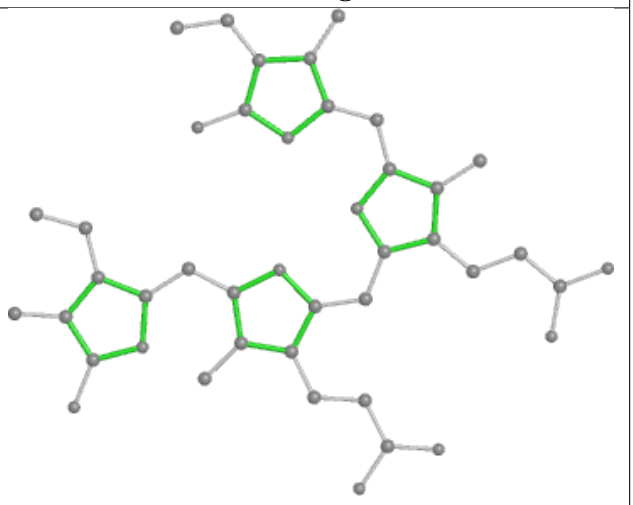

Rings

Ligand PEB U8 1002

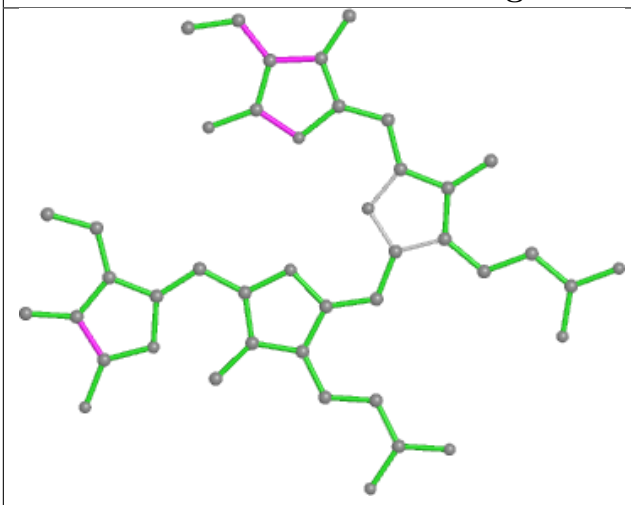

Bond lengths

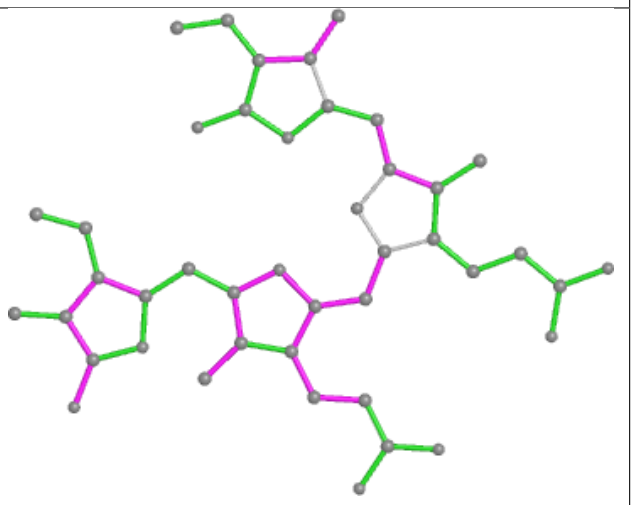

Bond angles

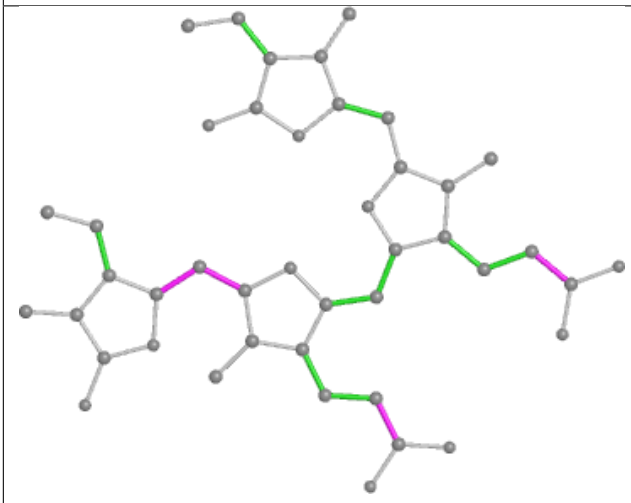

Torsions

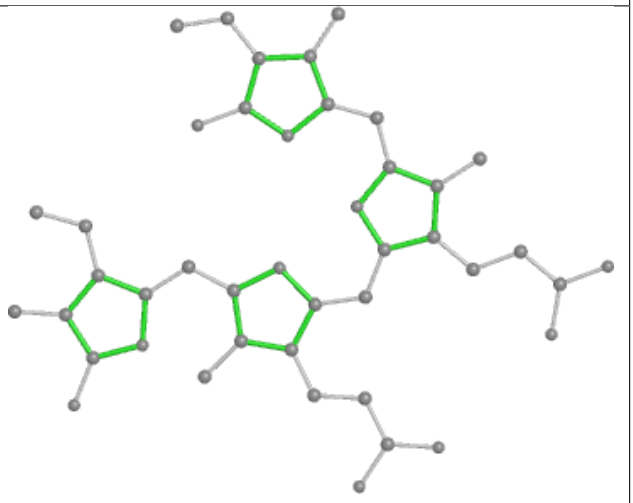

Rings

Ligand PUB h2 203

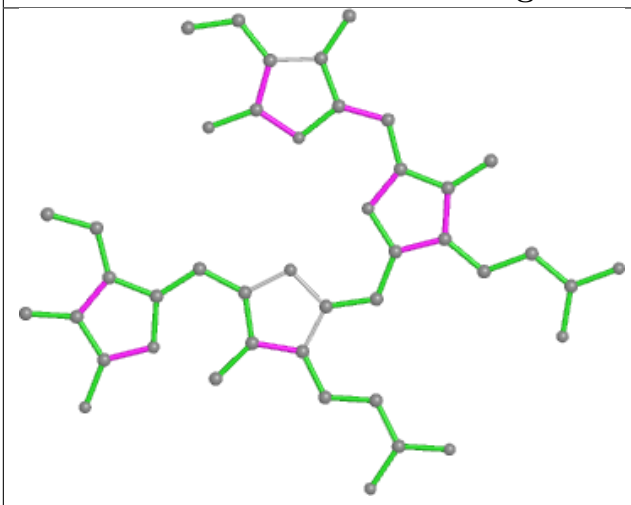

Bond lengths

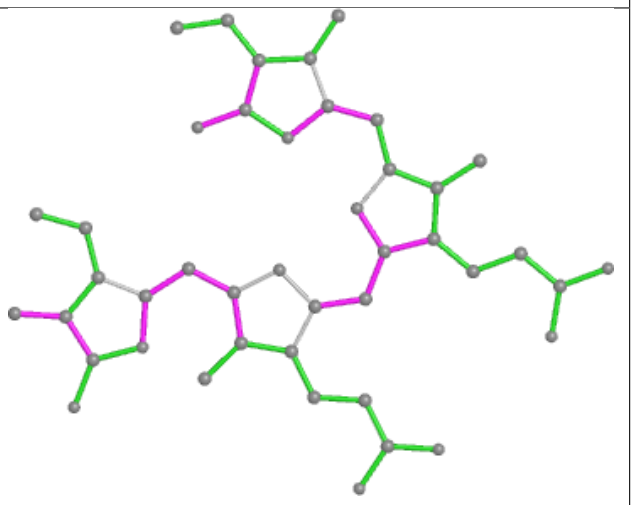

Bond angles

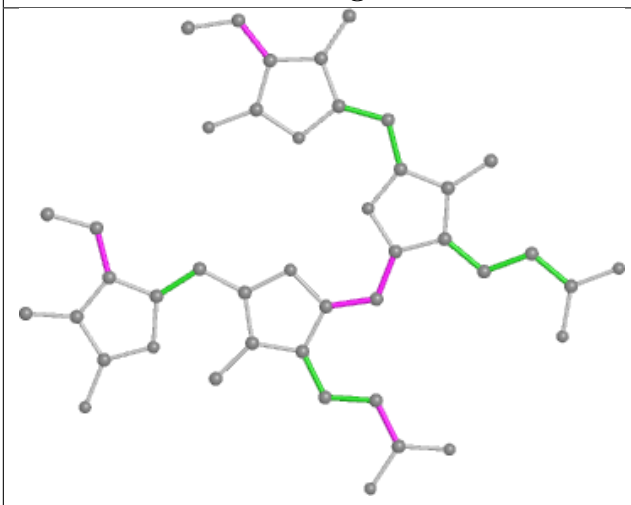

Torsions

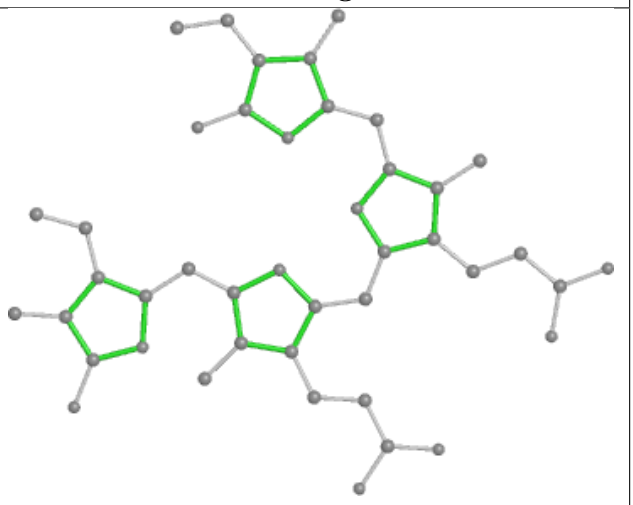

Rings

Ligand PEB cZ 202

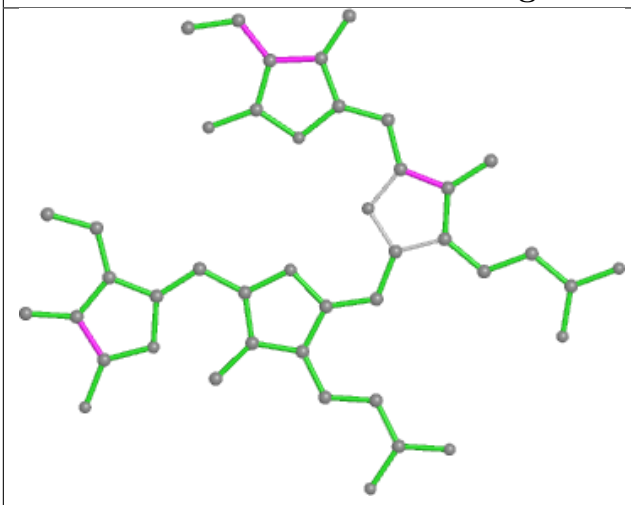

Bond lengths

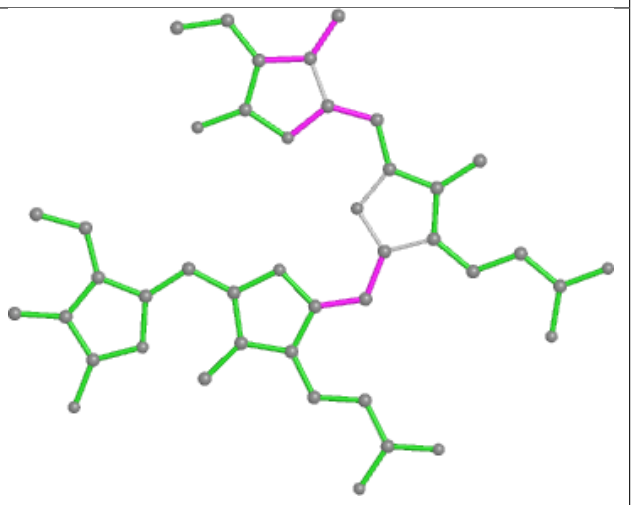

Bond angles

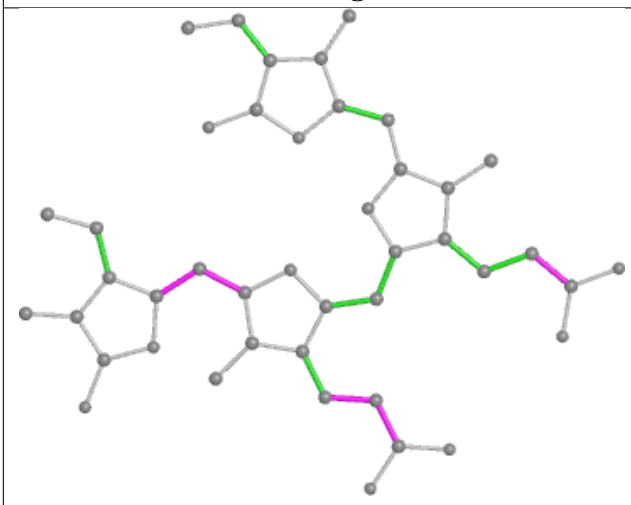

Torsions

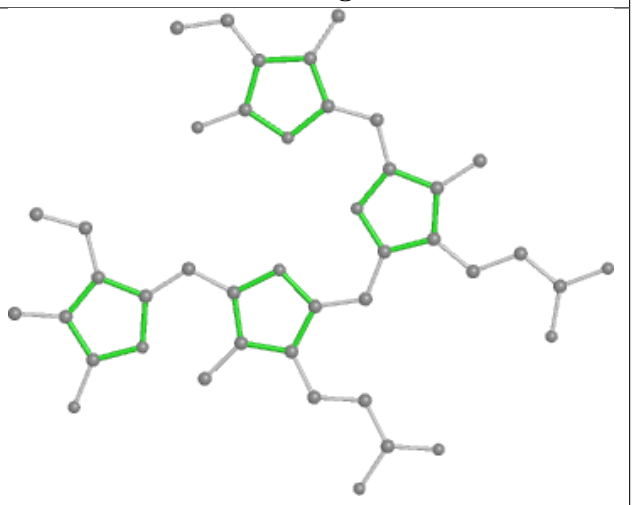

Rings

Ligand PEB gh 202

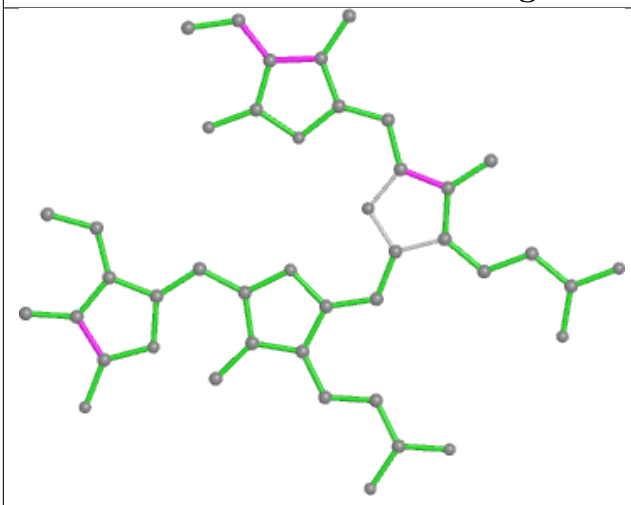

Bond lengths

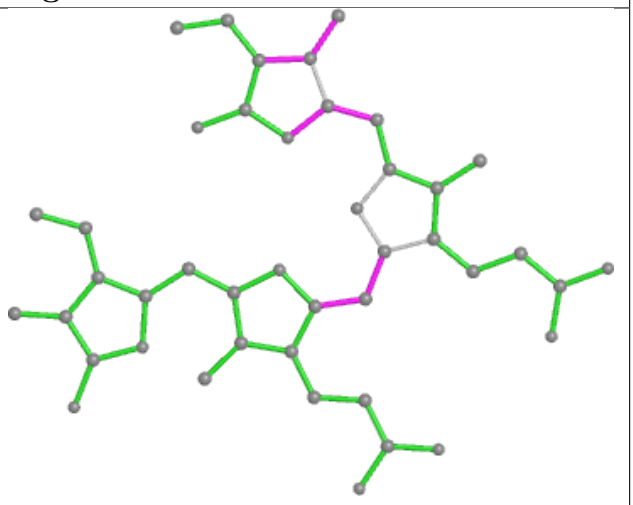

Bond angles

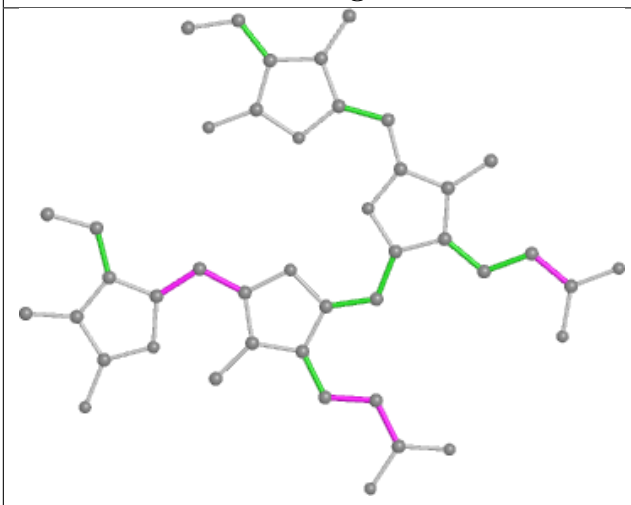

Torsions

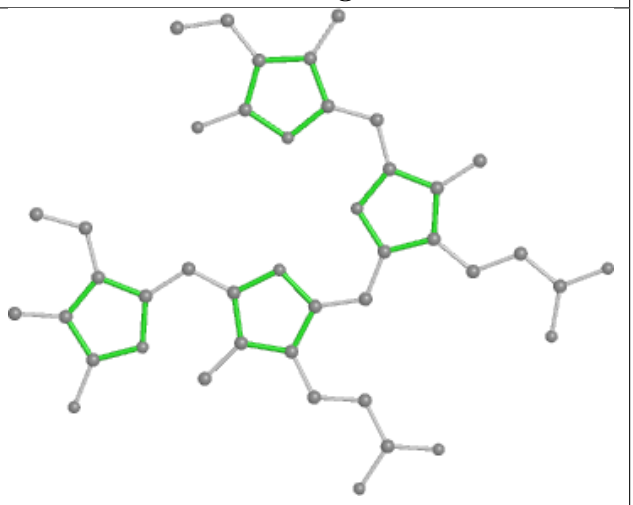

Rings

Ligand PEB dw 402

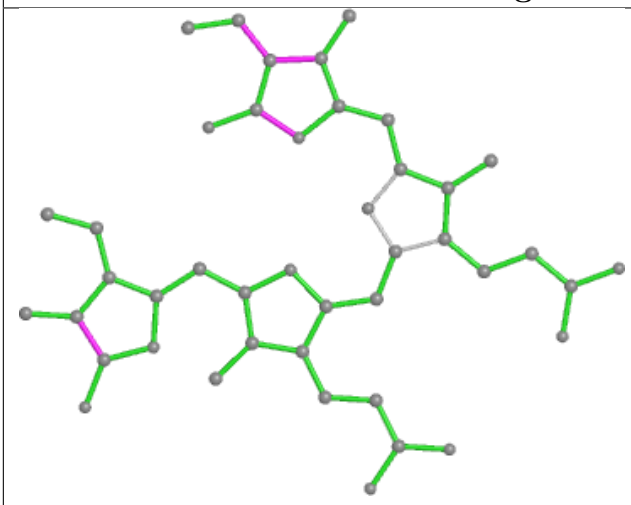

Bond lengths

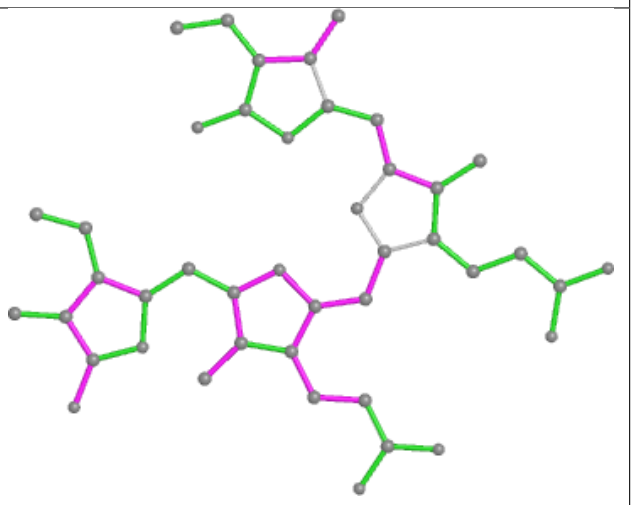

Bond angles

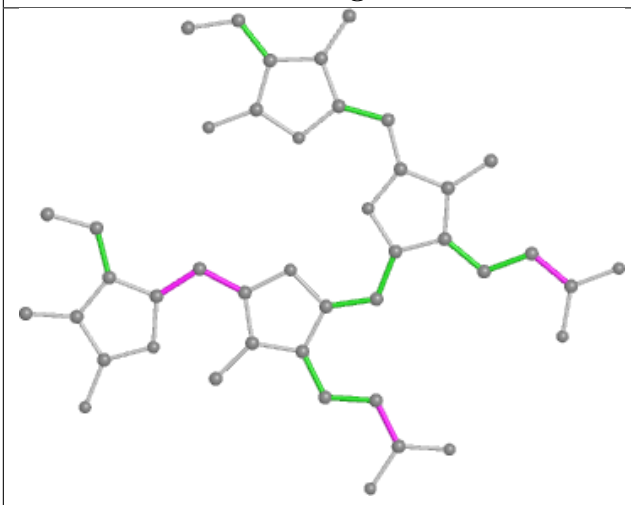

Torsions

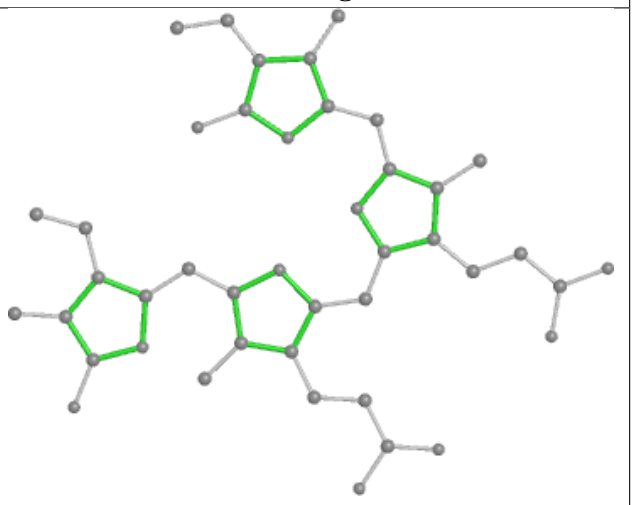

Rings

Ligand PEB ft 202

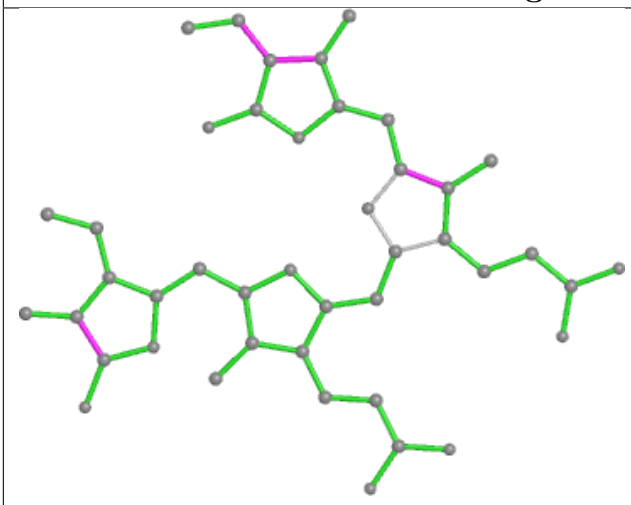

Bond lengths

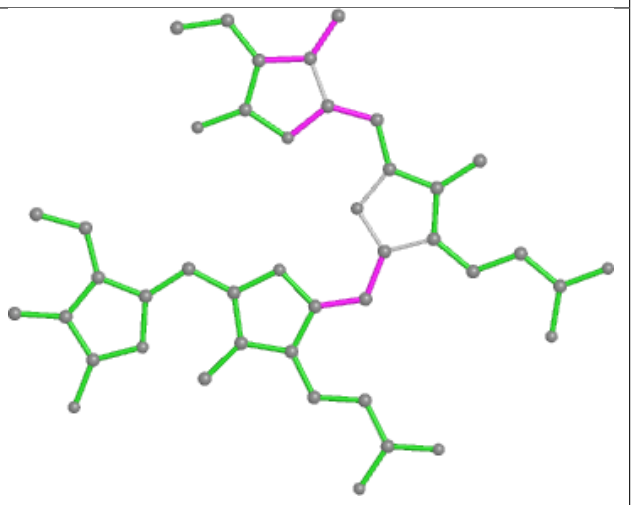

Bond angles

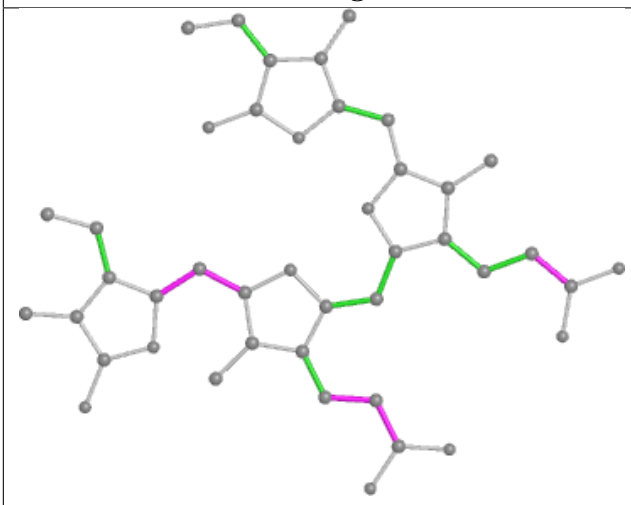

Torsions

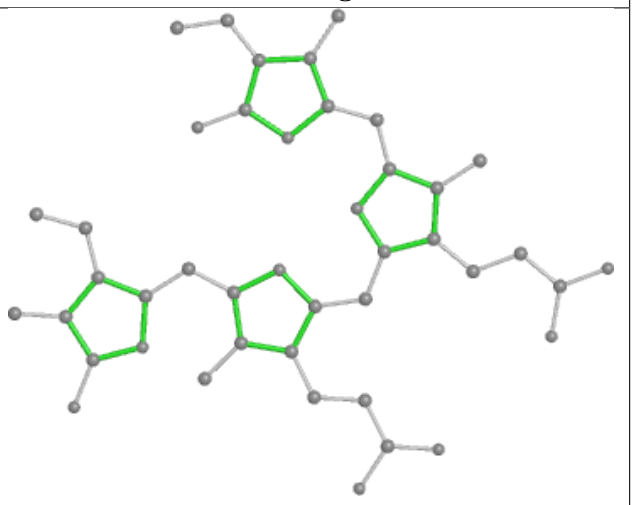

Rings

Ligand PEB cX 201

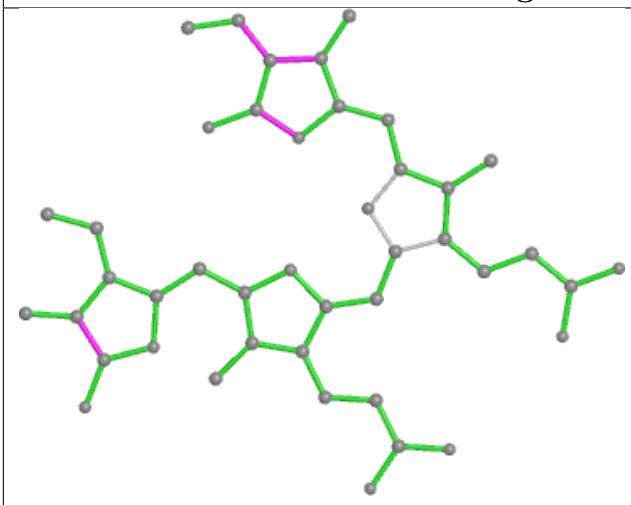

Bond lengths

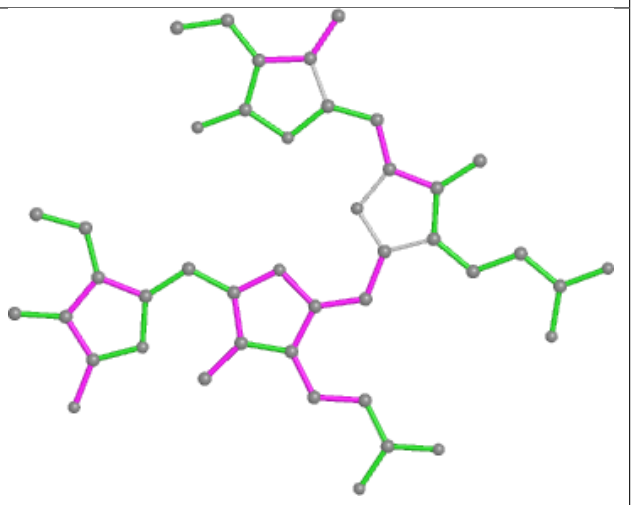

Bond angles

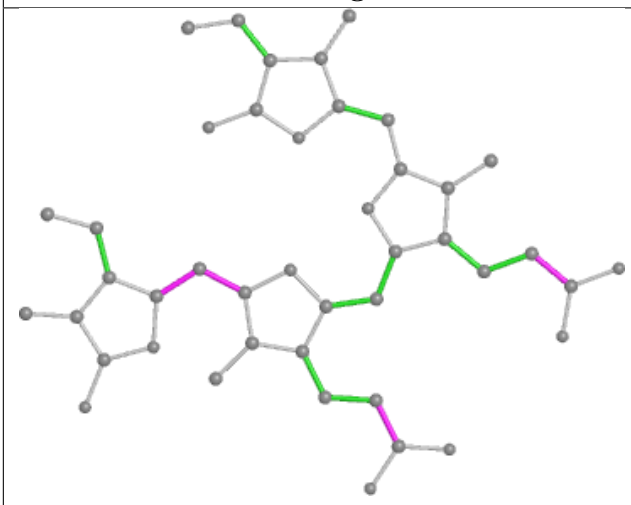

Torsions

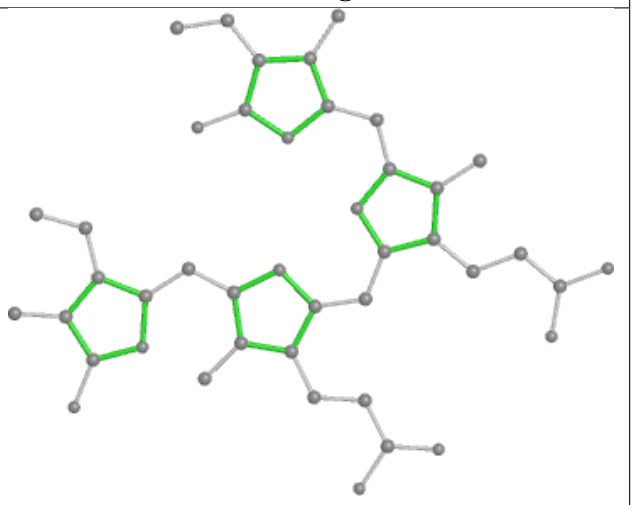

Rings

Ligand PUB H3 203

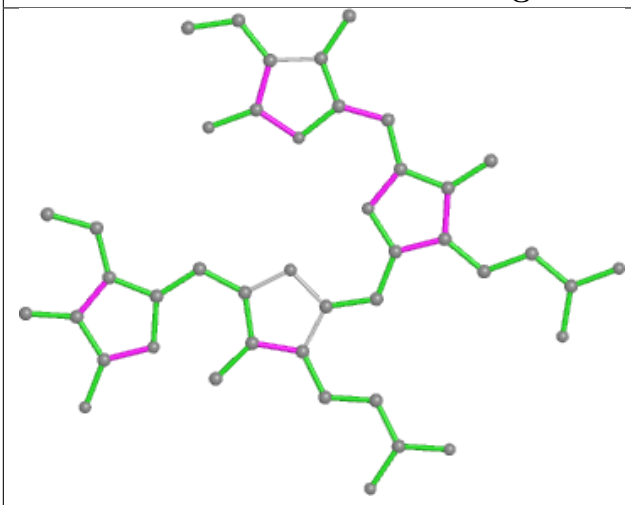

Bond lengths

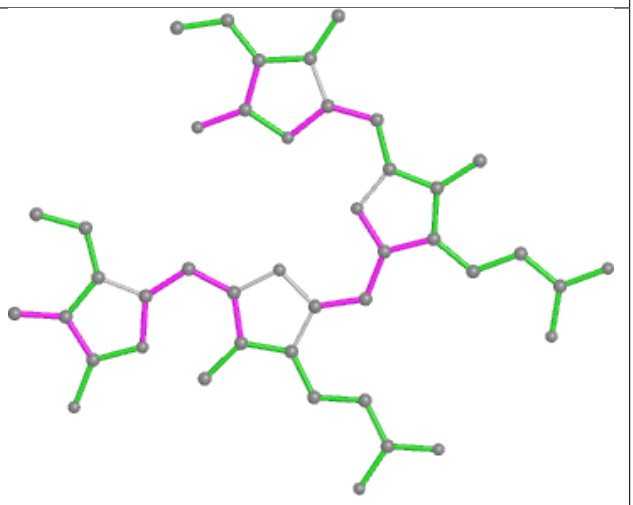

Bond angles

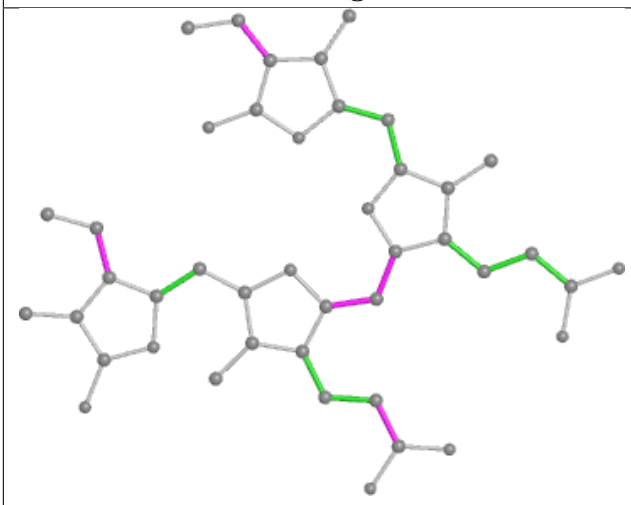

Torsions

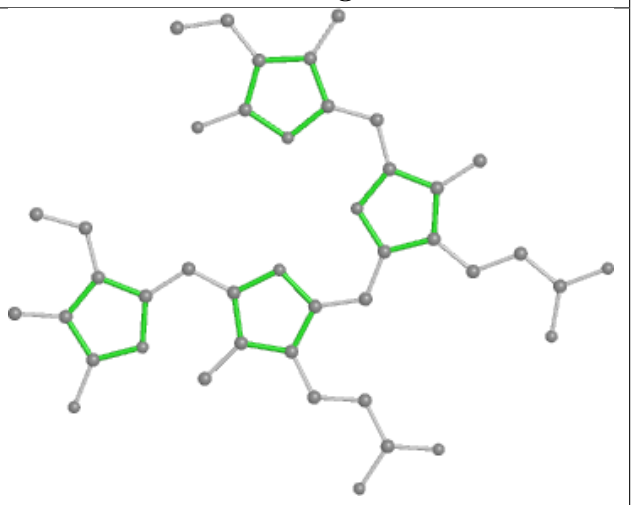

Rings

Ligand PUB bN 203

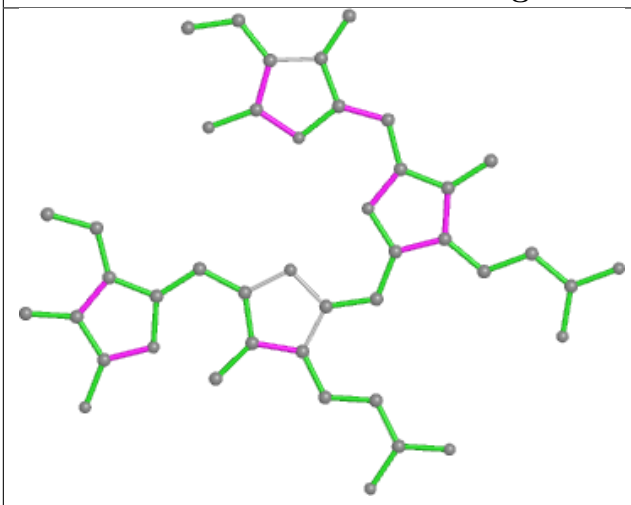

Bond lengths

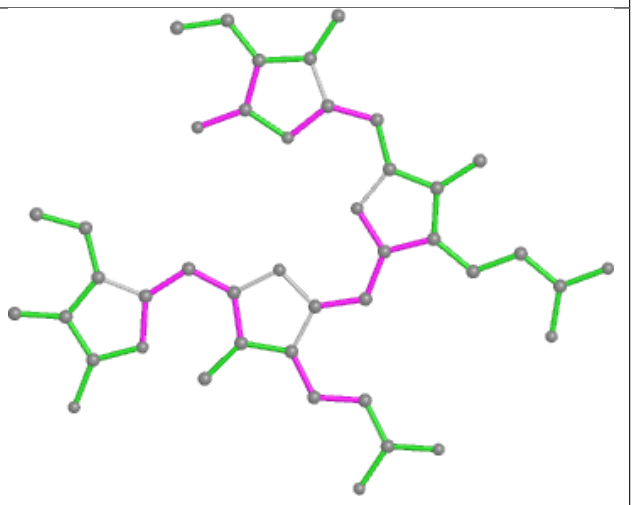

Bond angles

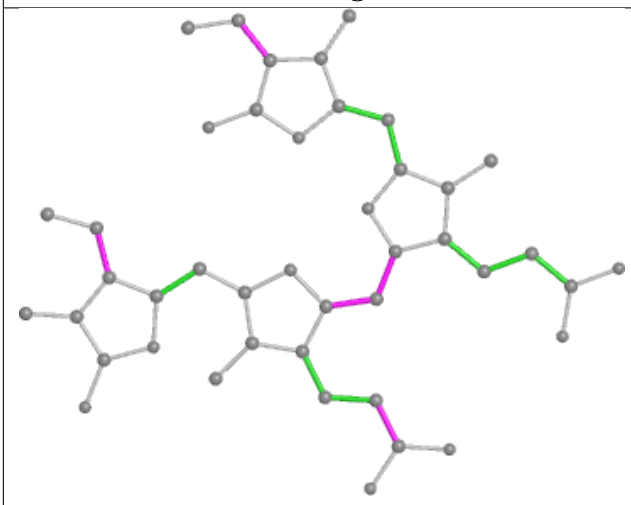

Torsions

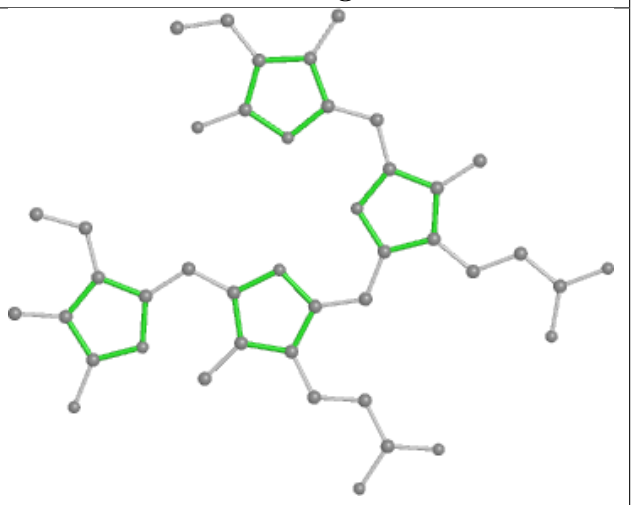

Rings

Ligand PEB u6 201

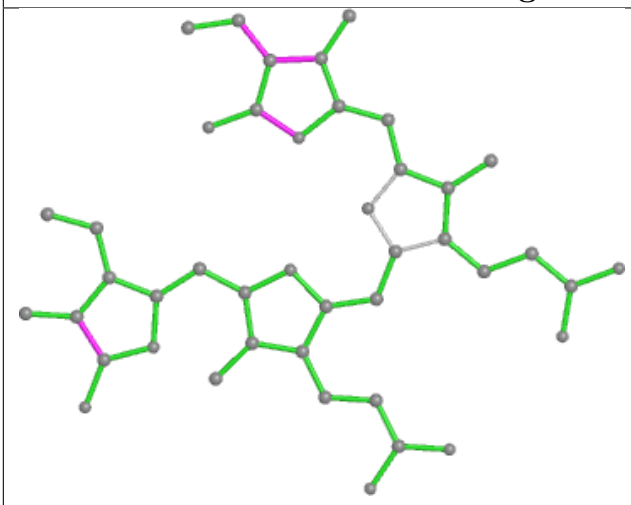

Bond lengths

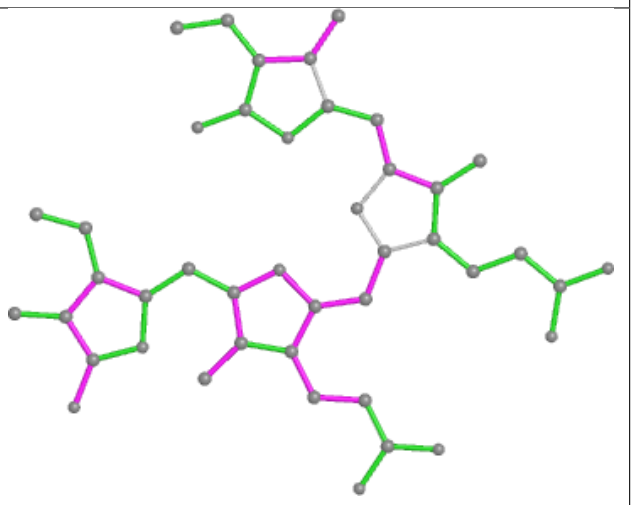

Bond angles

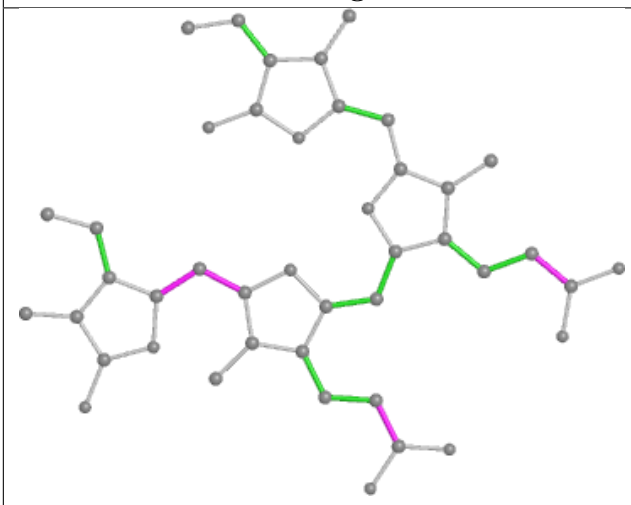

Torsions

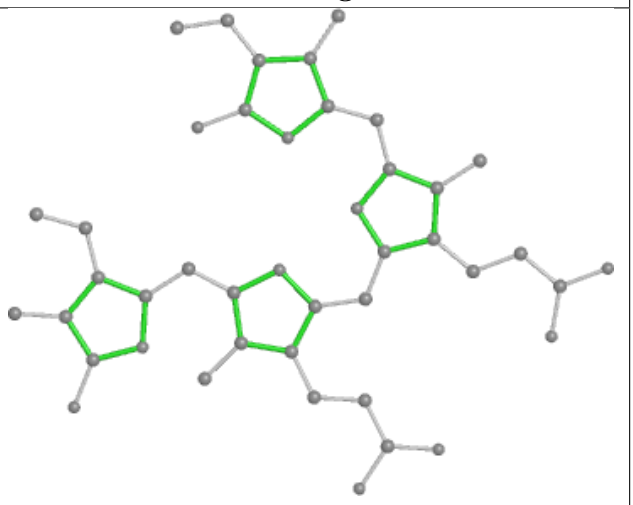

Rings

Ligand PEB cW 201

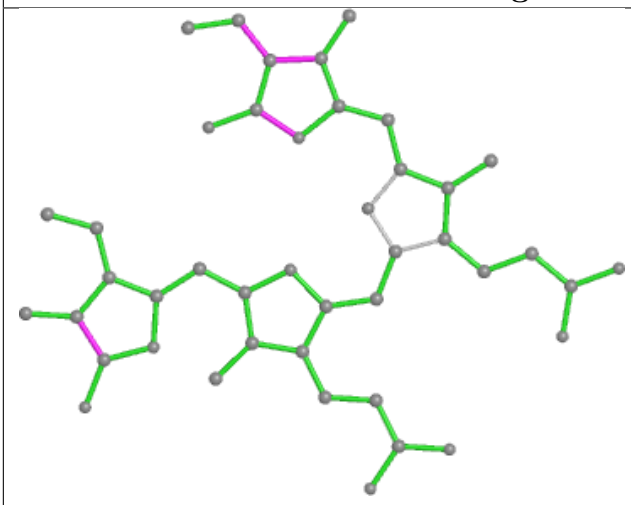

Bond lengths

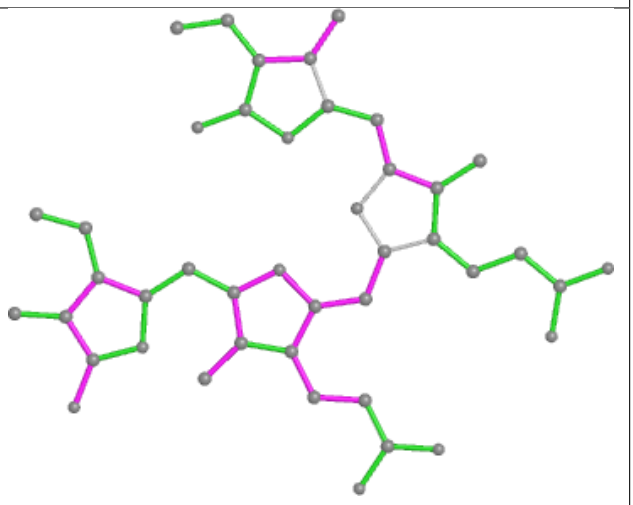

Bond angles

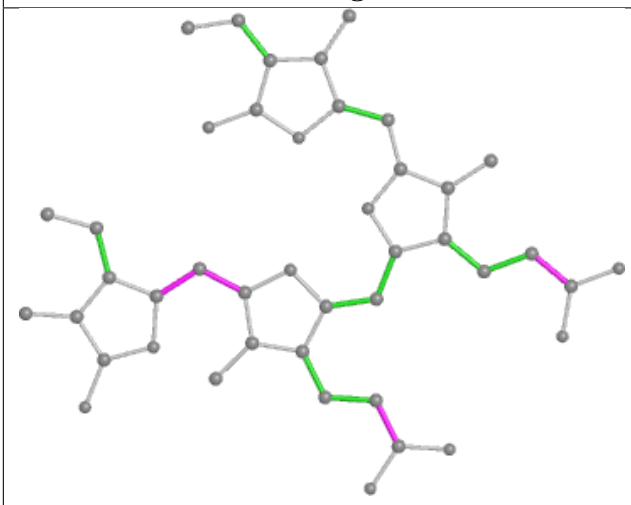

Torsions

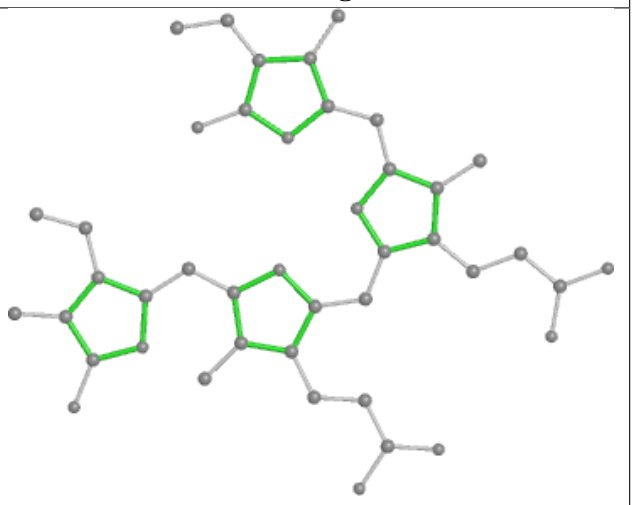

Rings

Ligand PEB br 201

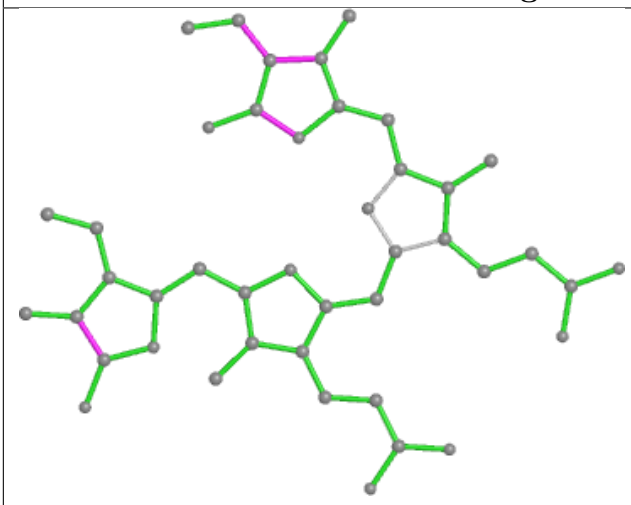

Bond lengths

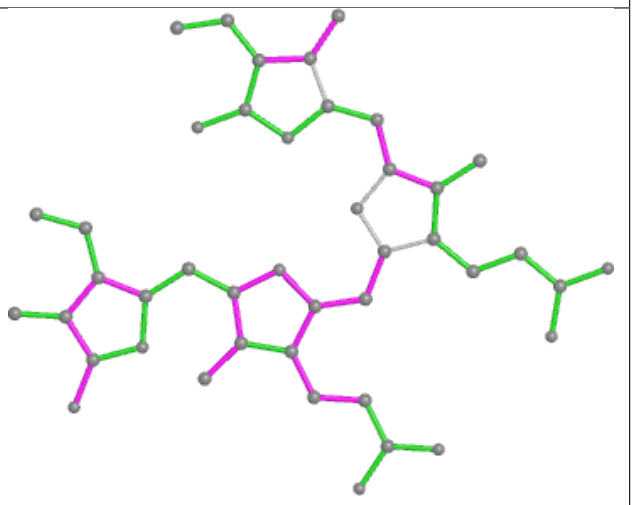

Bond angles

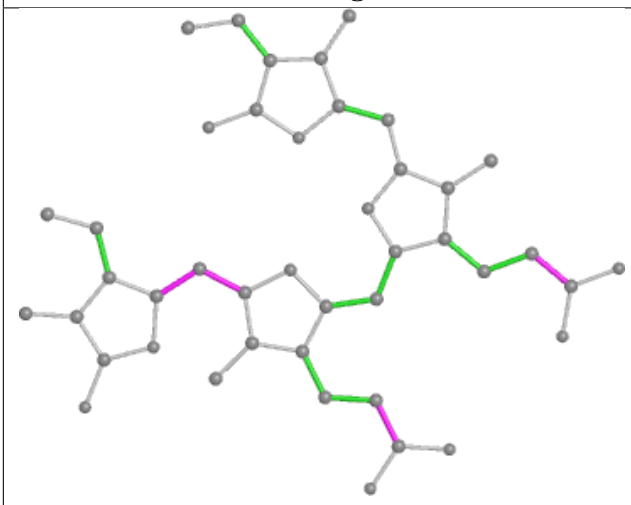

Torsions

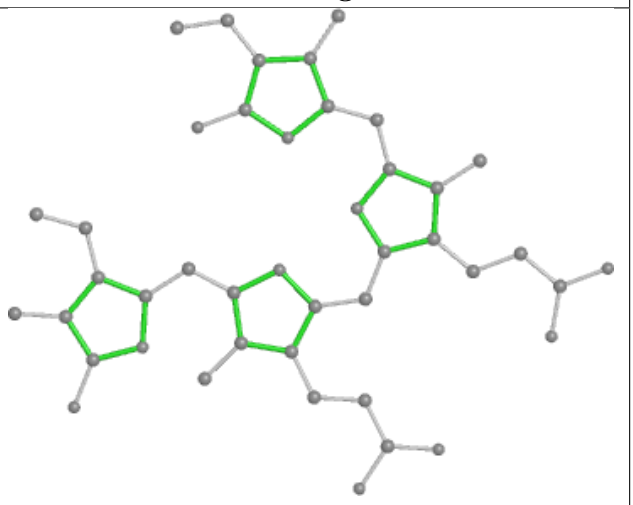

Rings

Ligand PUB hZ 405

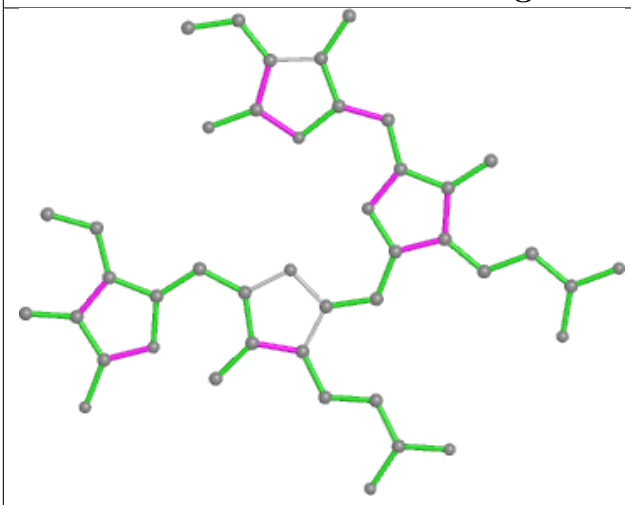

Bond lengths

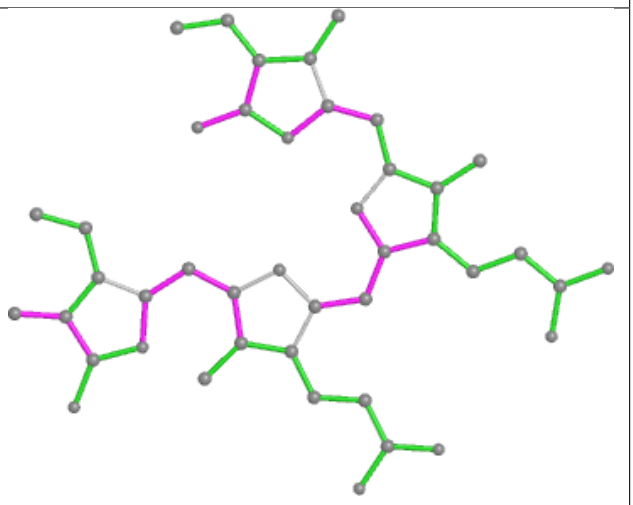

Bond angles

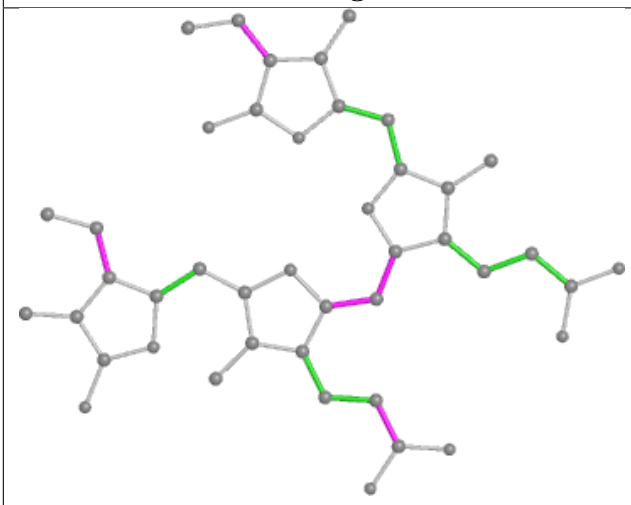

Torsions

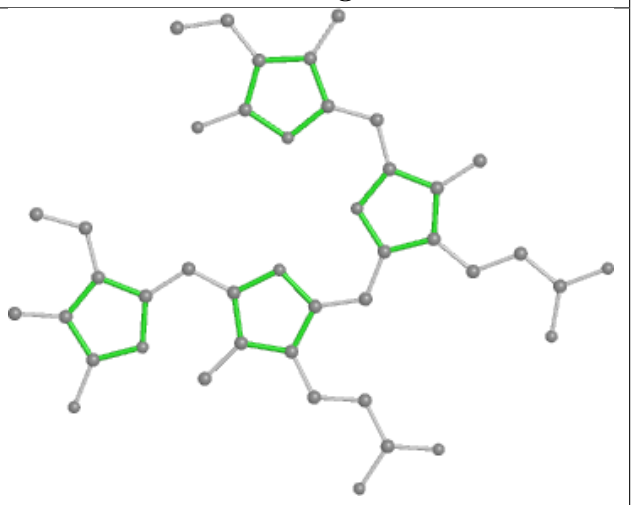

Rings

Ligand PEB dh 202

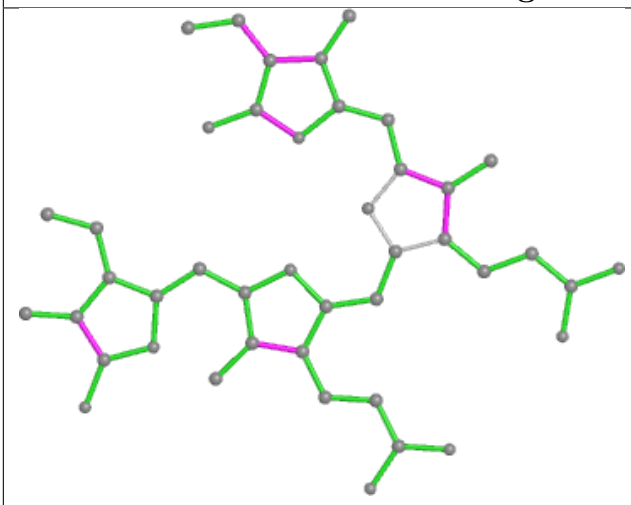

Bond lengths

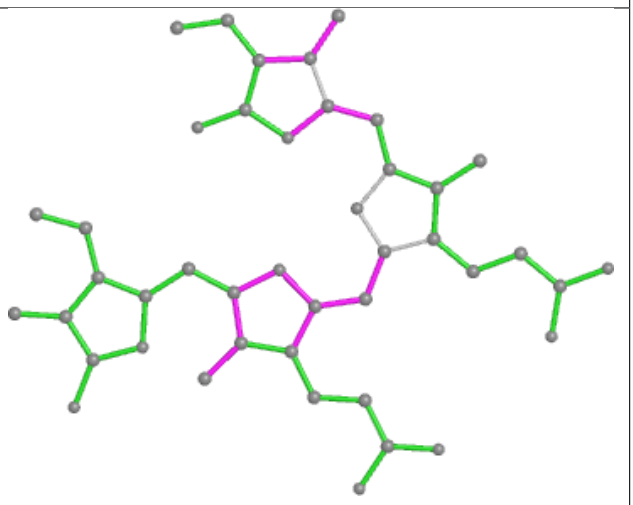

Bond angles

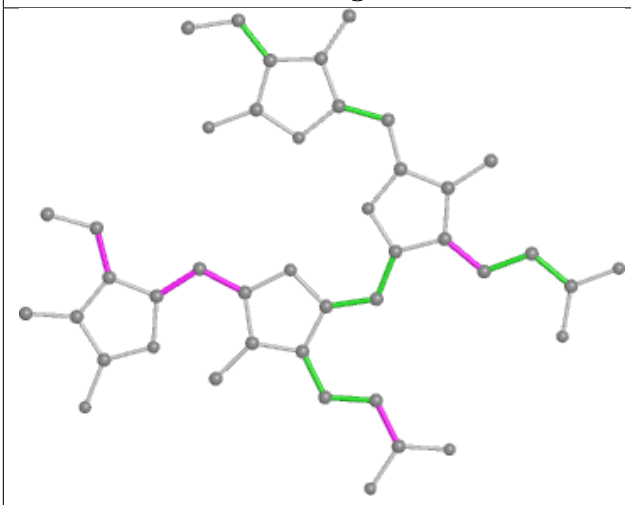

Torsions

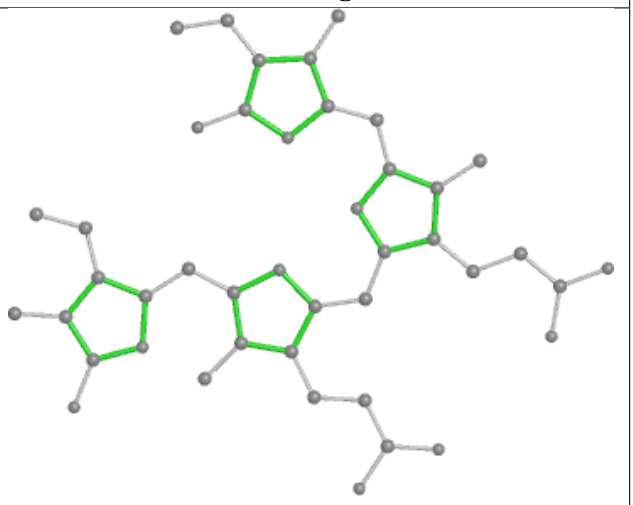

Rings

Ligand PEB b8 1003

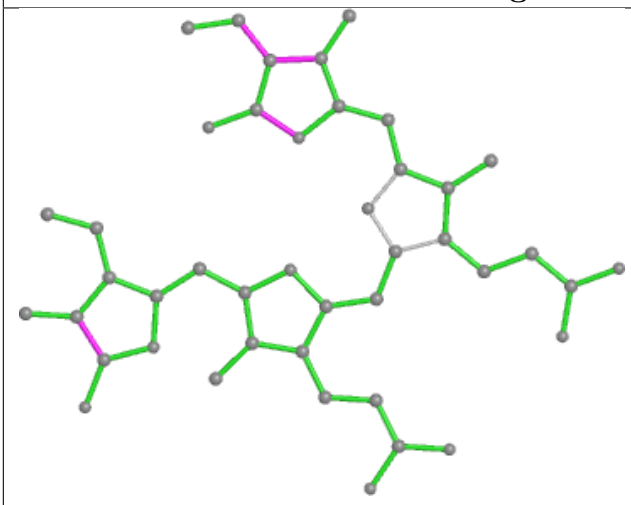

Bond lengths

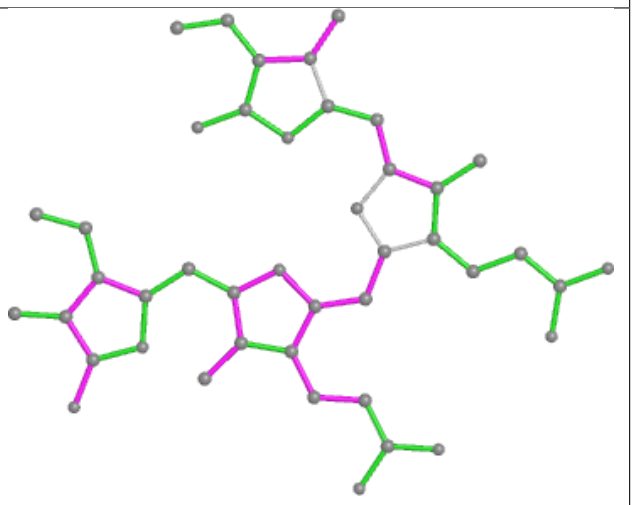

Bond angles

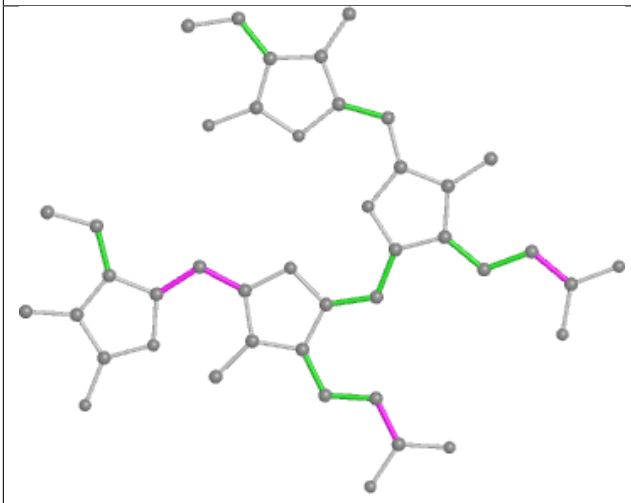

Torsions

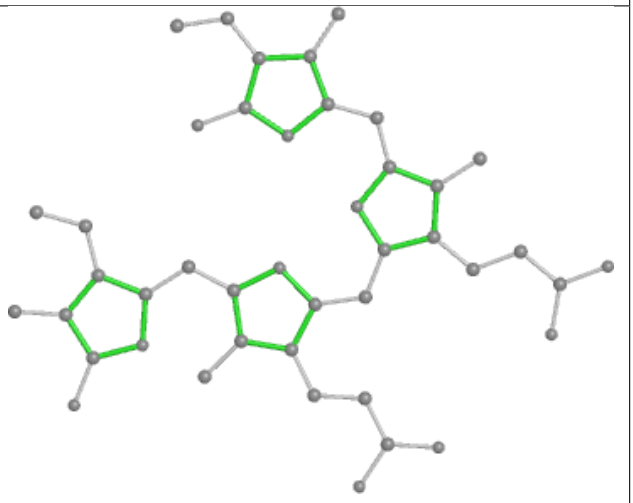

Rings

Ligand PUB M8 203

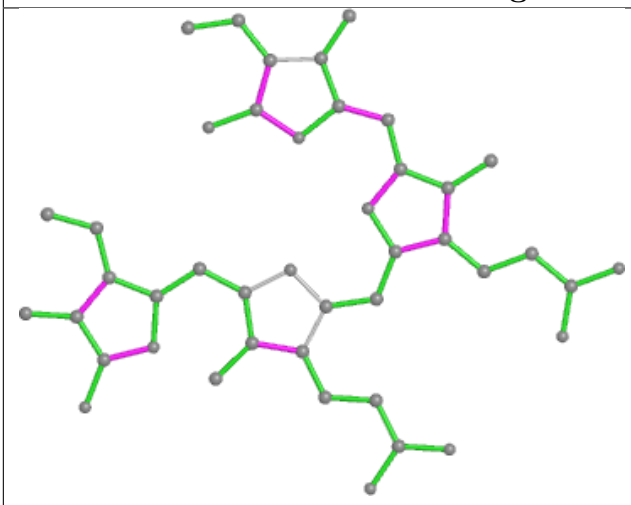

Bond lengths

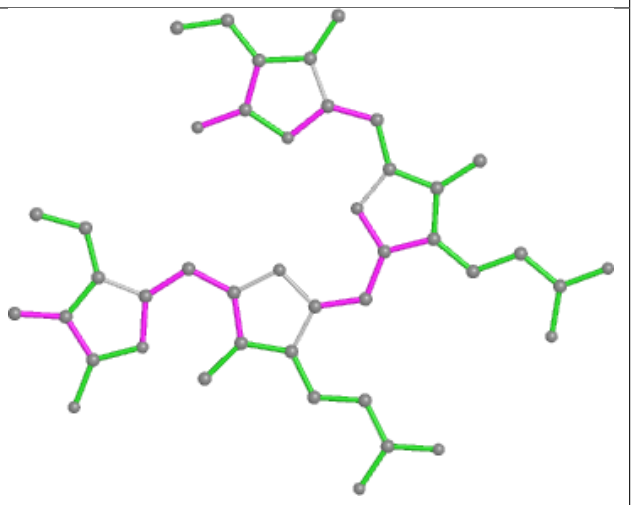

Bond angles

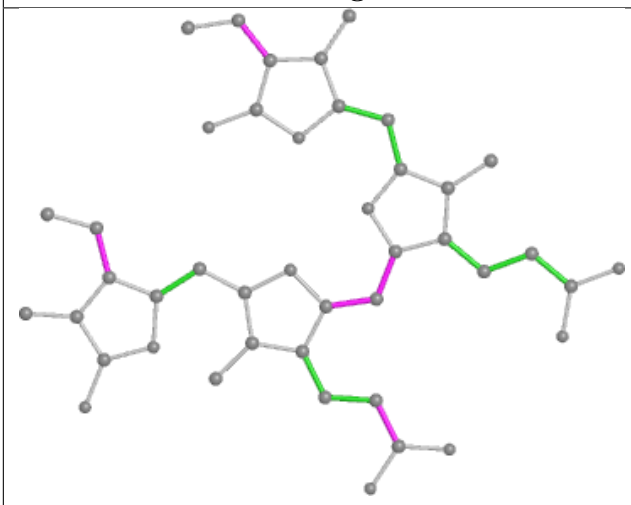

Torsions

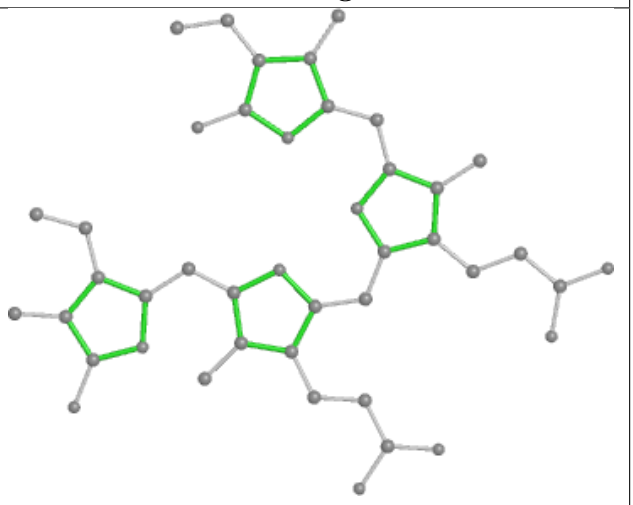

Rings

Ligand PEB G6 202

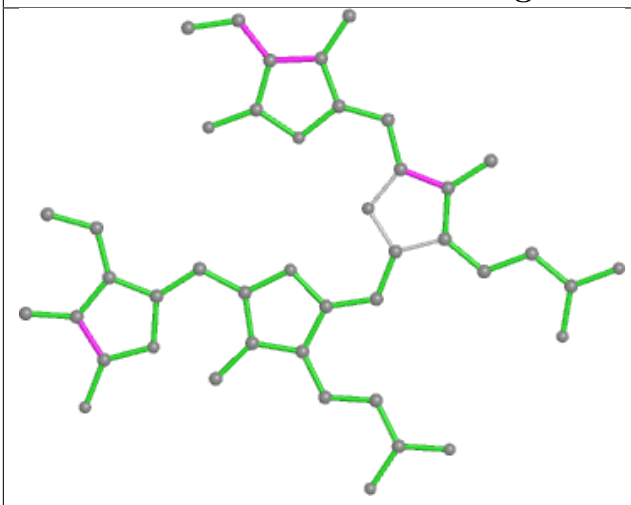

Bond lengths

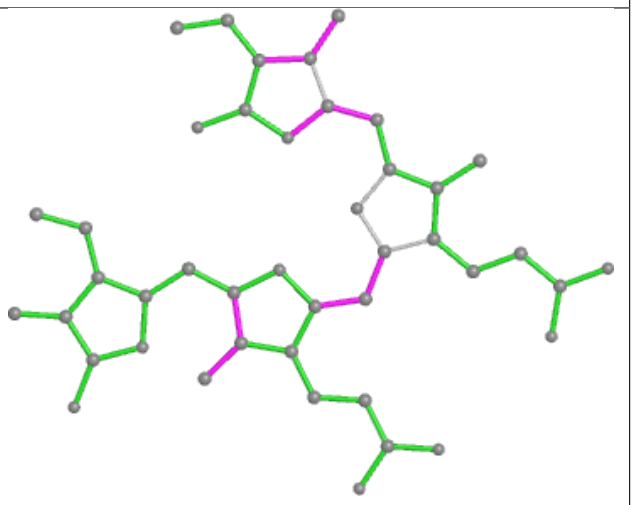

Bond angles

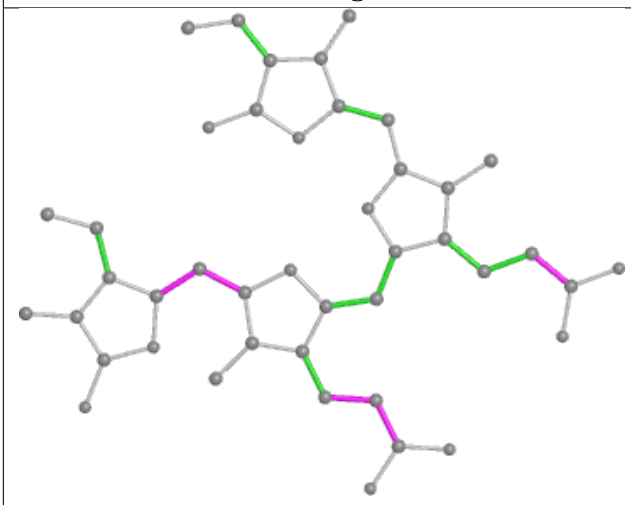

Torsions

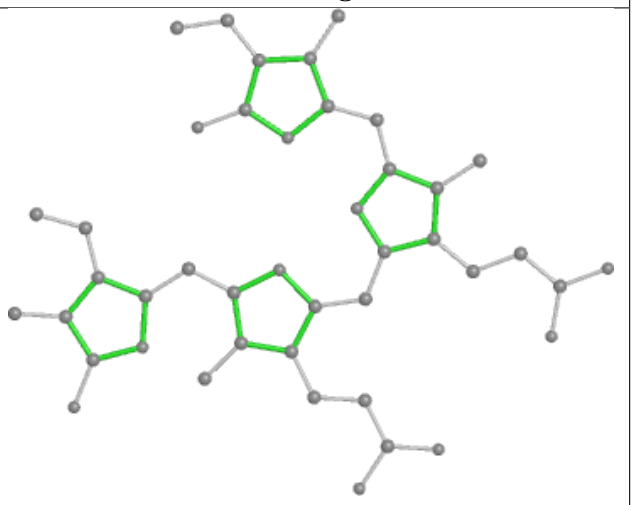

Rings

Ligand PEB U6 202

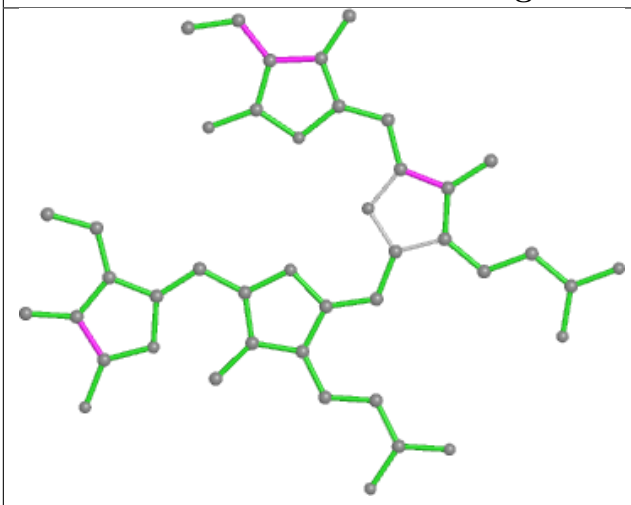

Bond lengths

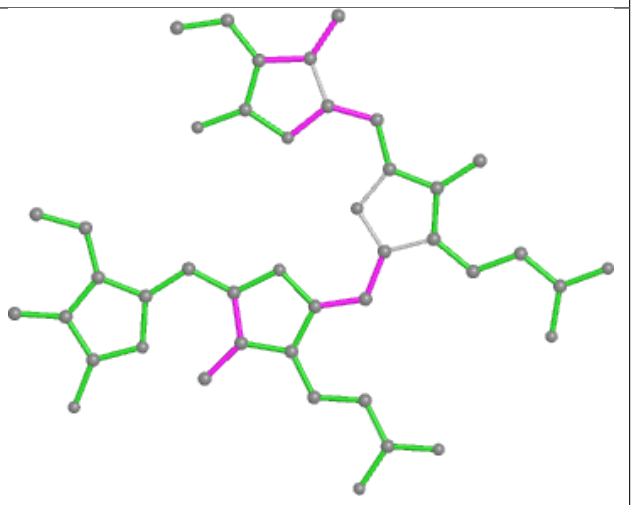

Bond angles

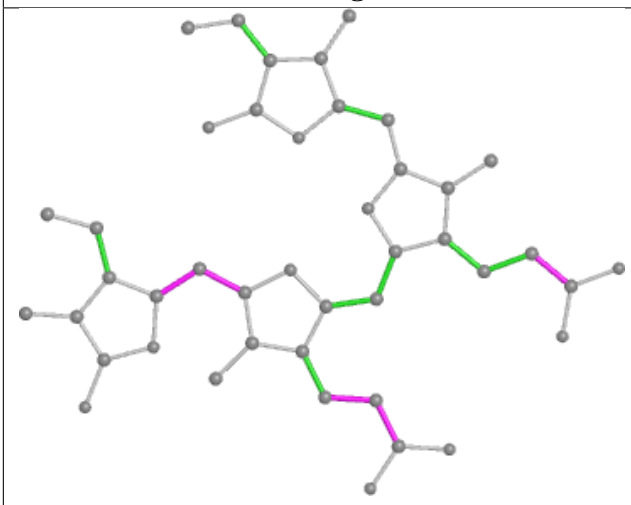

Torsions

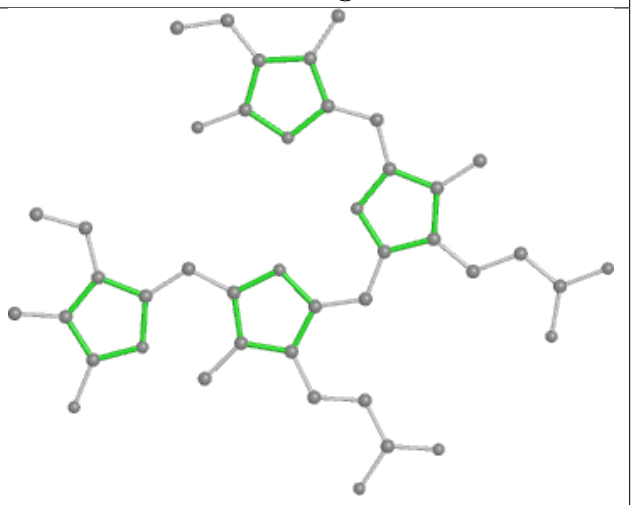

Rings

Ligand PEB K2 201

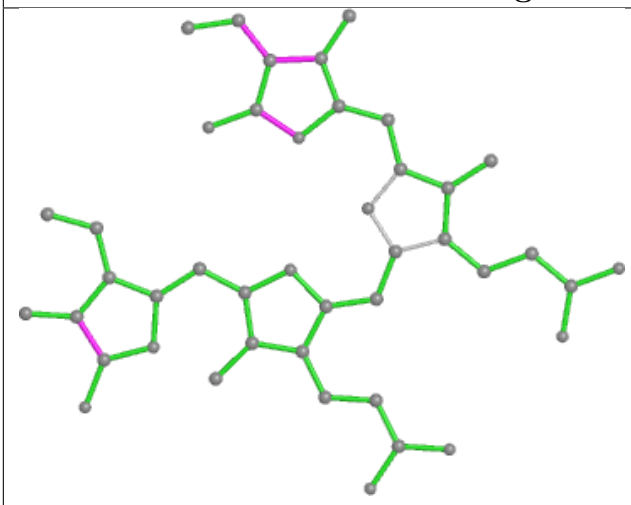

Bond lengths

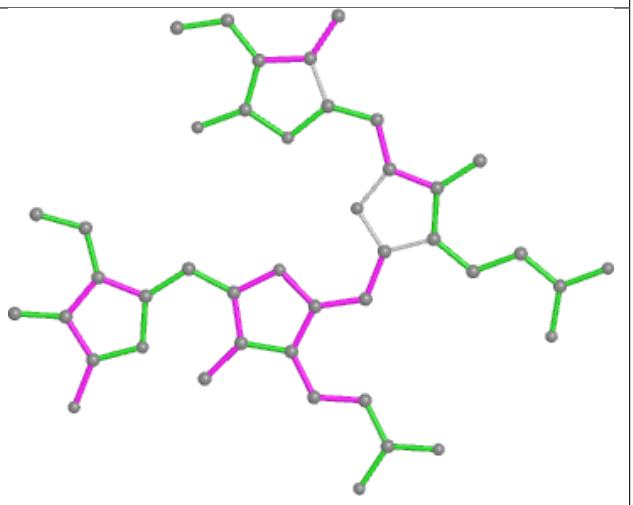

Bond angles

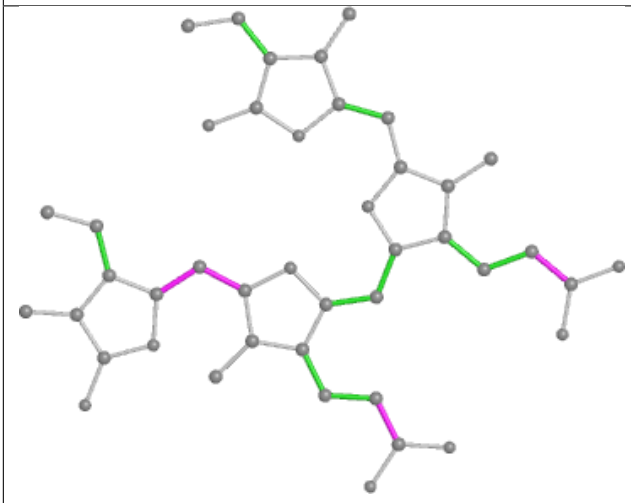

Torsions

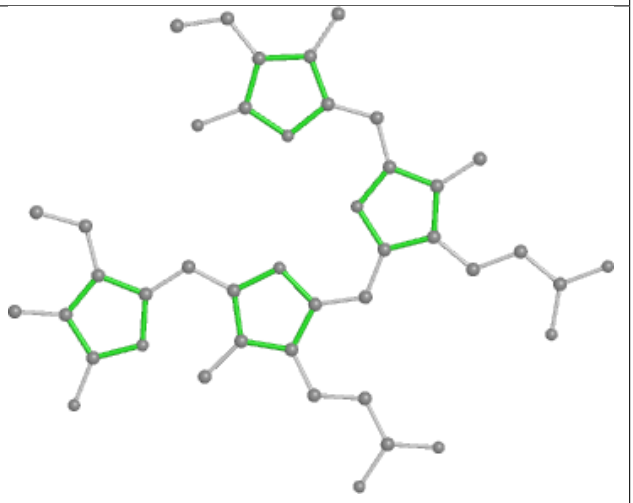

Rings

Ligand PUB aL 203

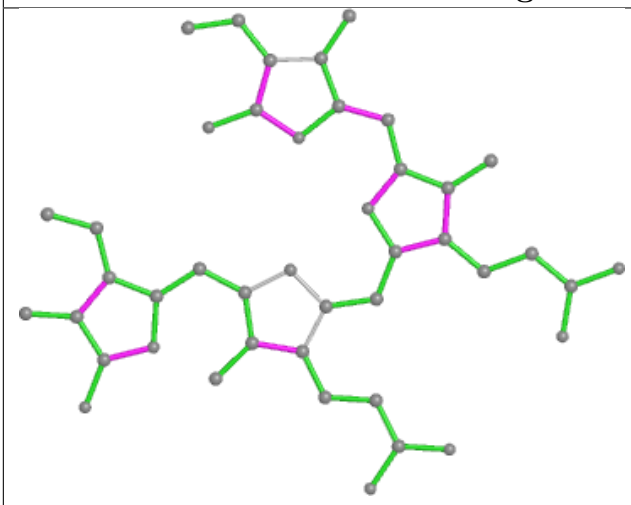

Bond lengths

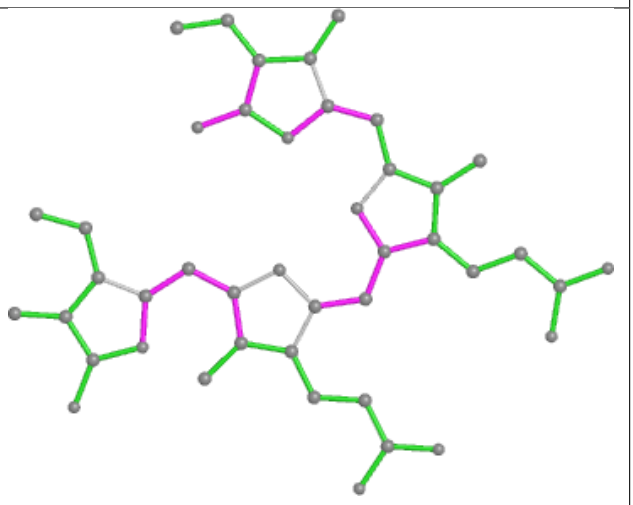

Bond angles

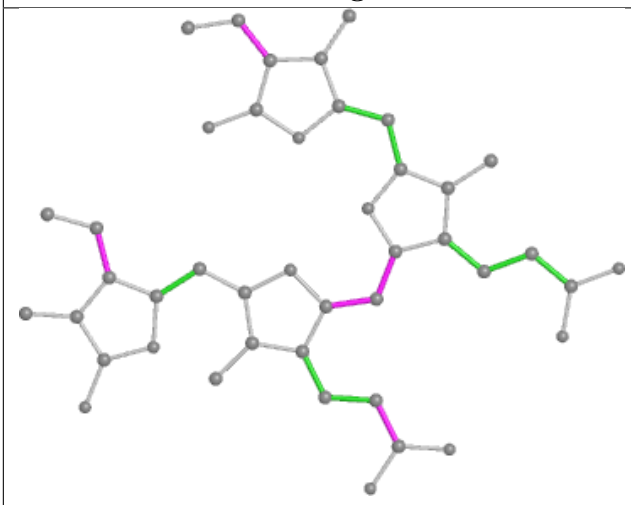

Torsions

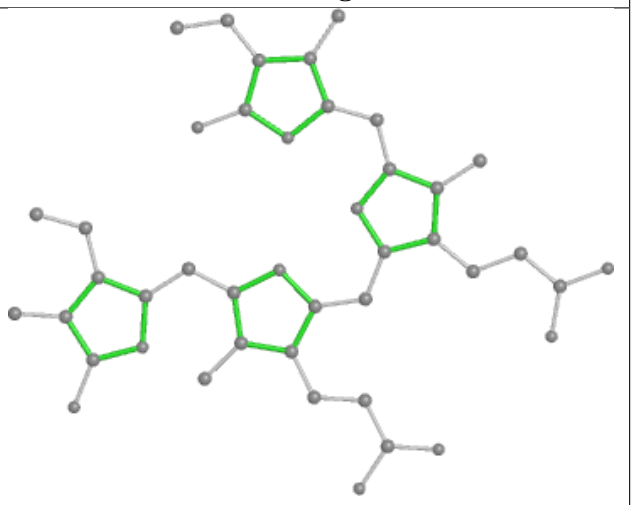

Rings

Ligand PEB O9 202

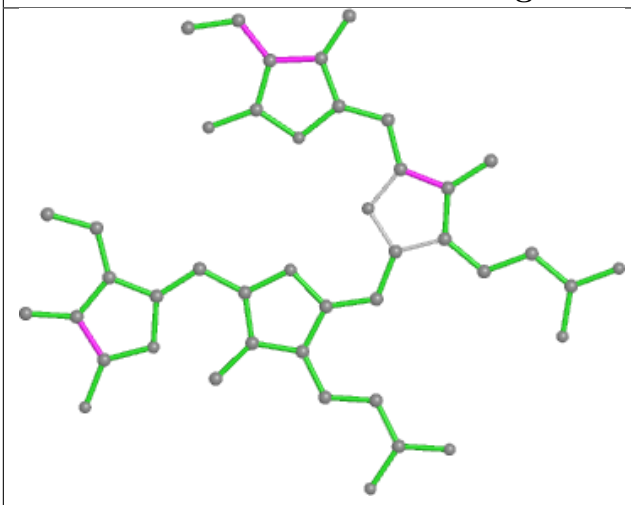

Bond lengths

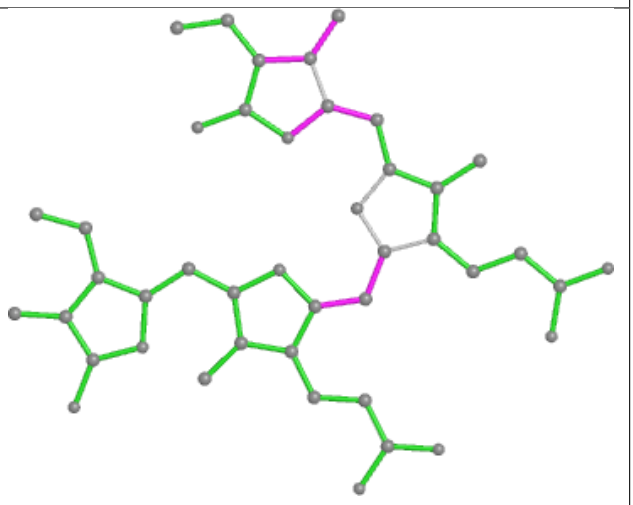

Bond angles

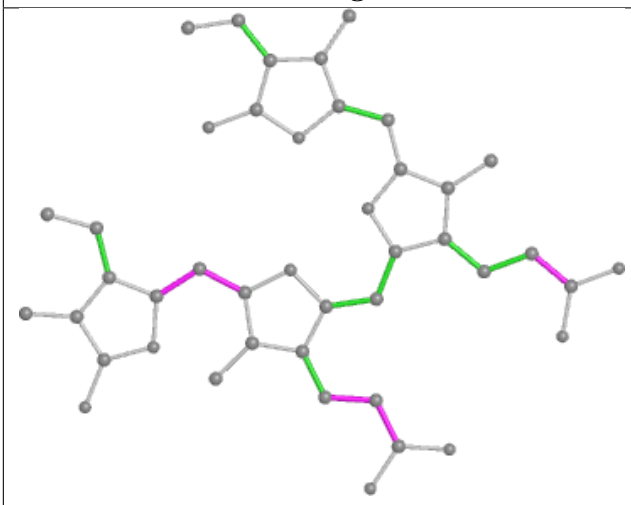

Torsions

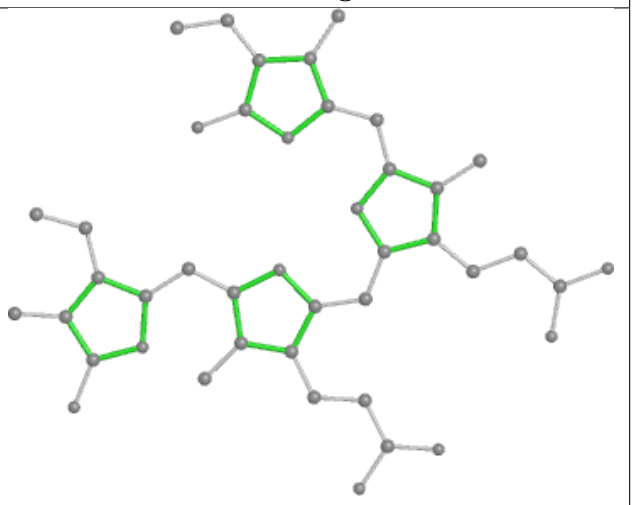

Rings

Ligand PEB lb 201

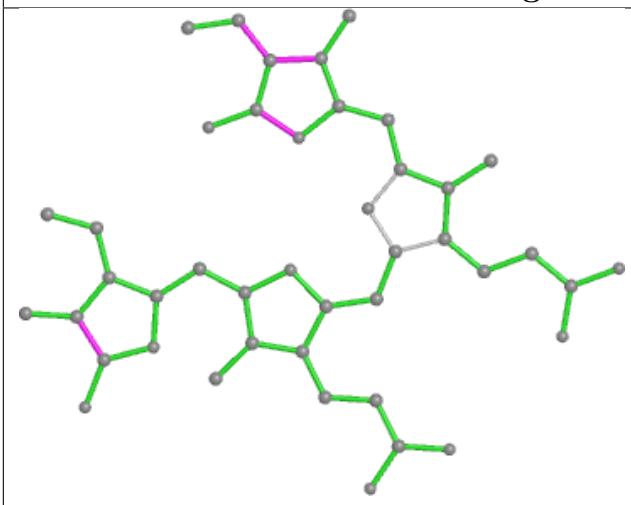

Bond lengths

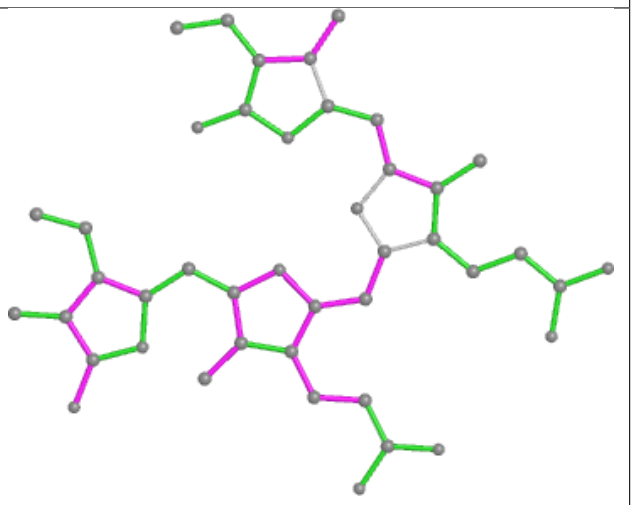

Bond angles

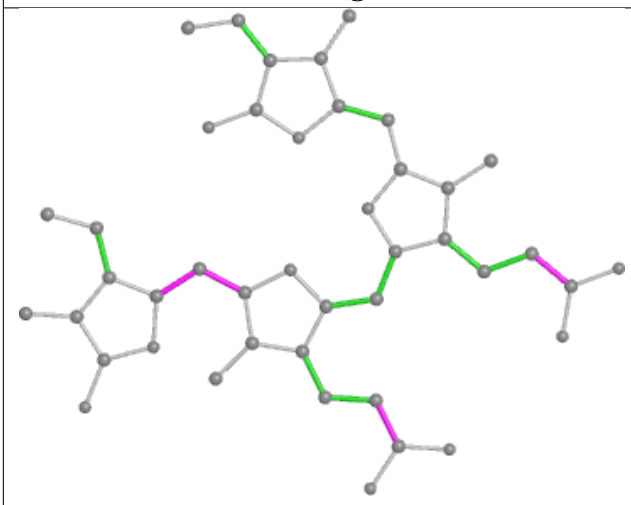

Torsions

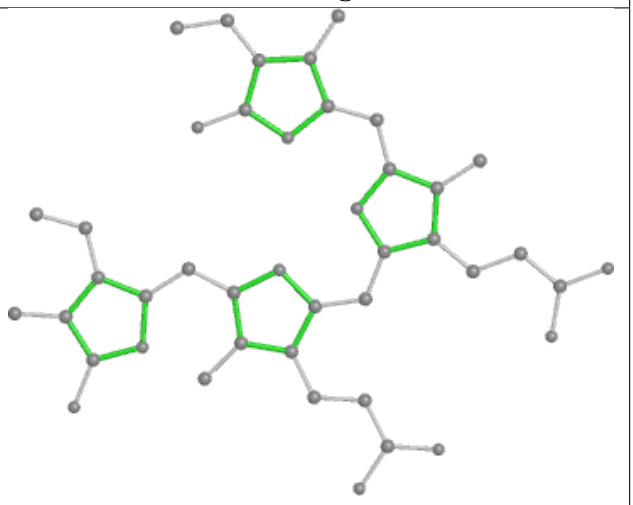

Rings

Ligand PEB G5 201

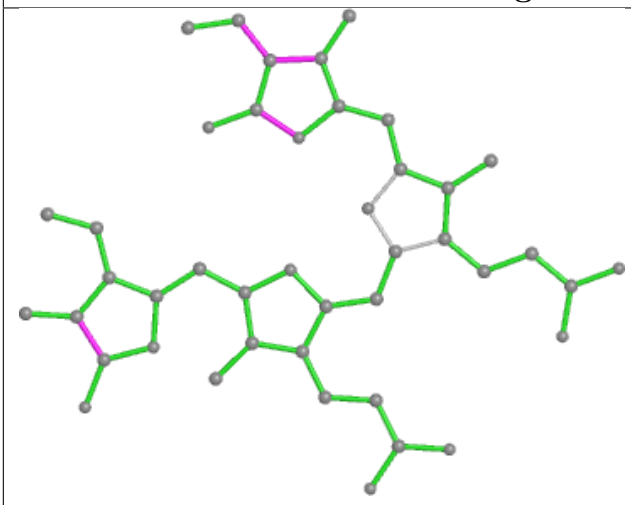

Bond lengths

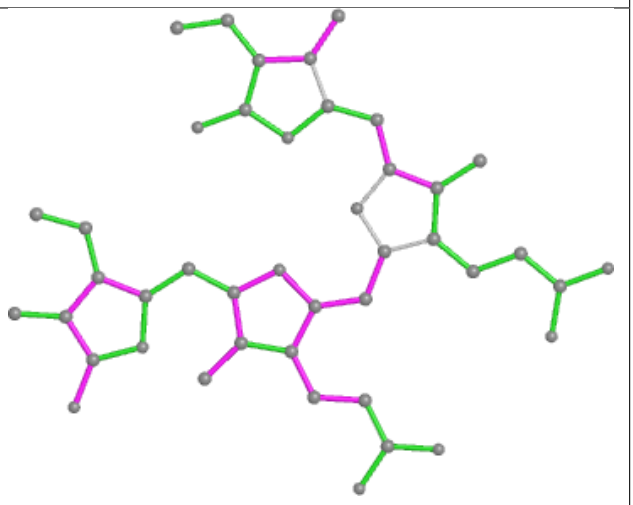

Bond angles

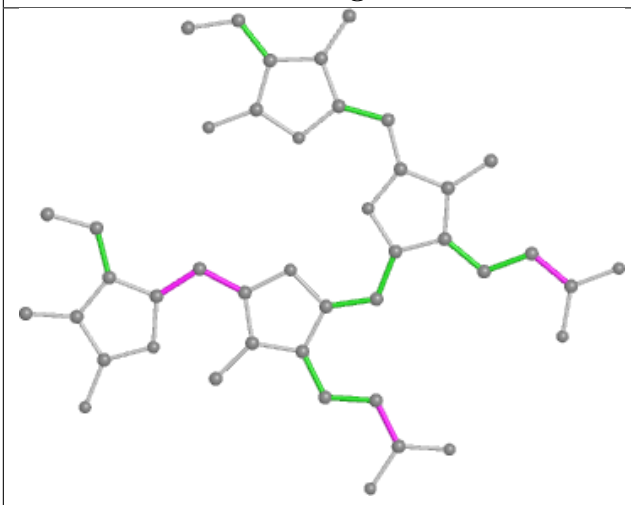

Torsions

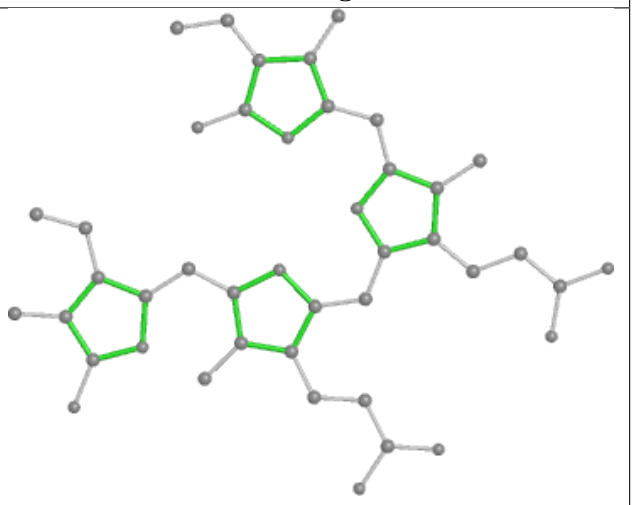

Rings

Ligand PUB d8 304

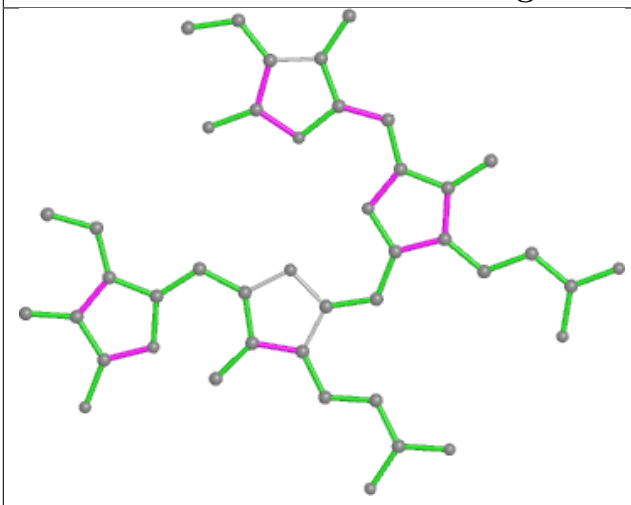

Bond lengths

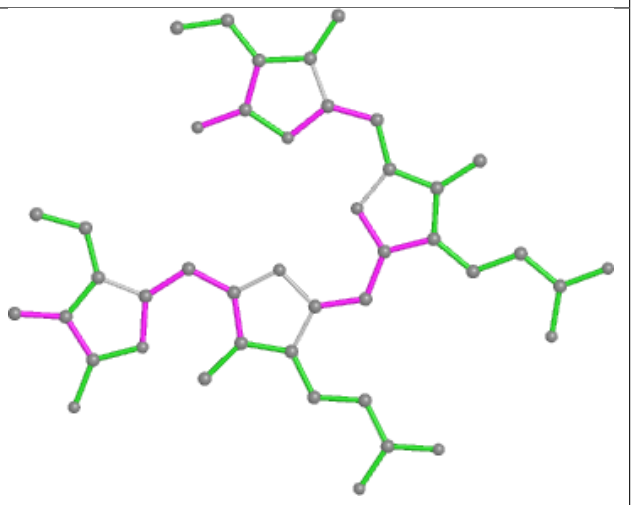

Bond angles

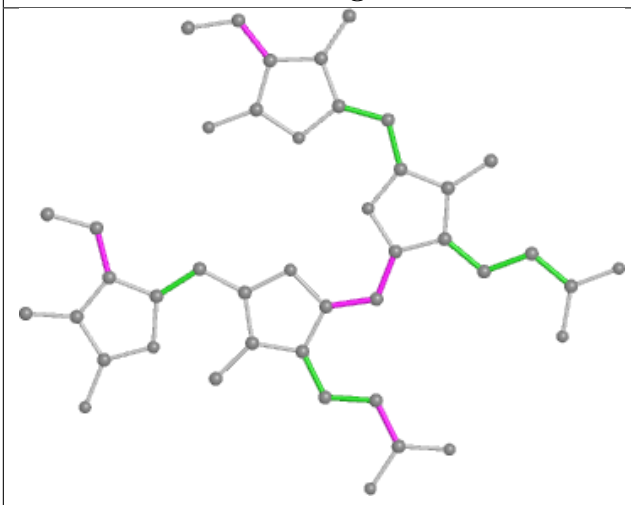

Torsions

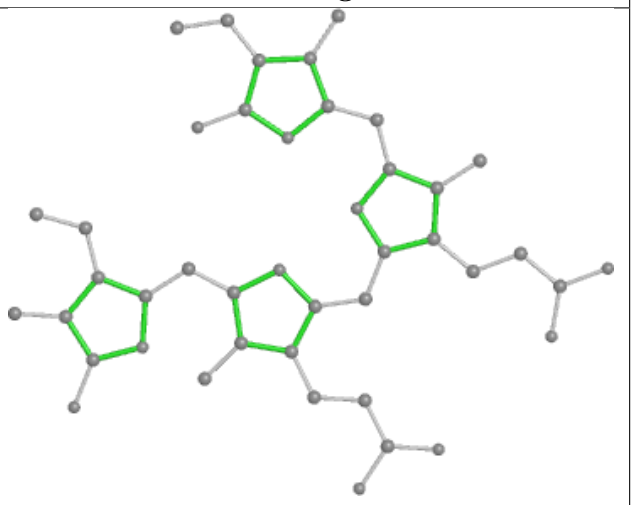

Rings

Ligand PUB lz 404

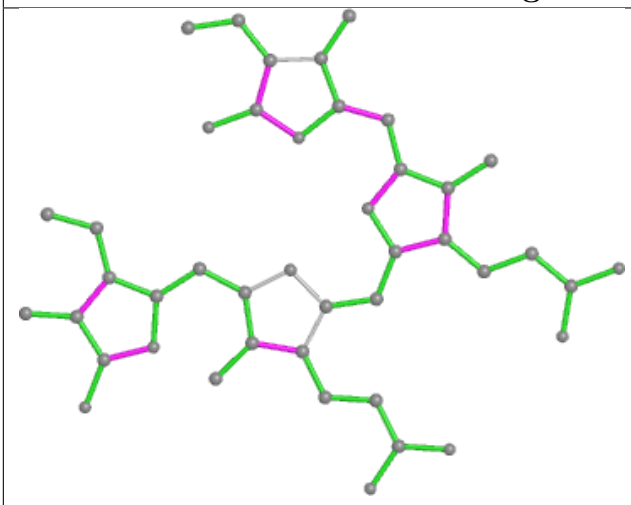

Bond lengths

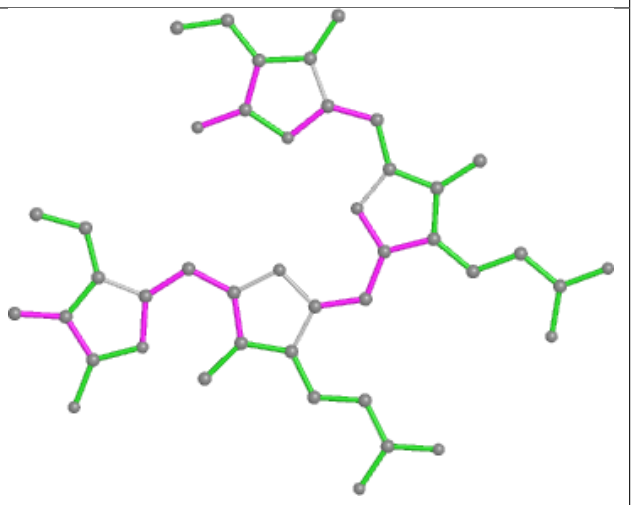

Bond angles

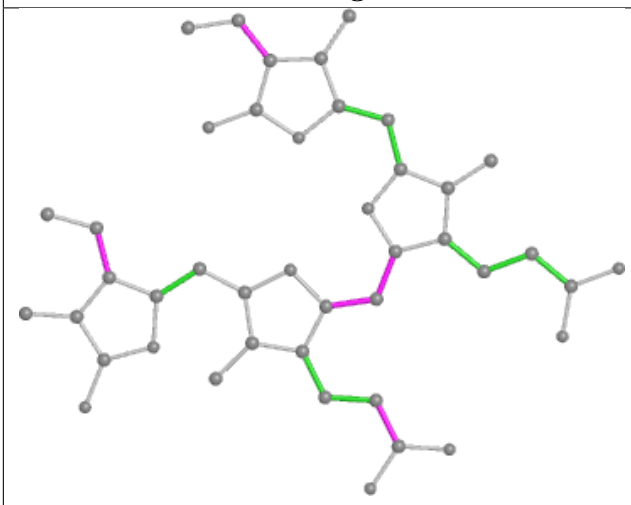

Torsions

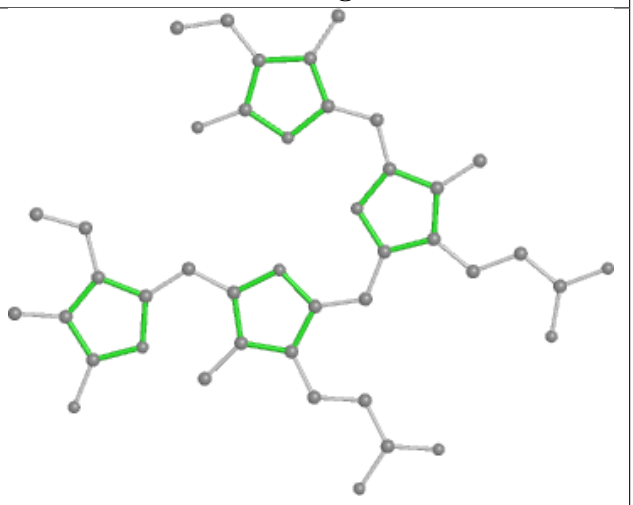

Rings

Ligand PUB J3 203

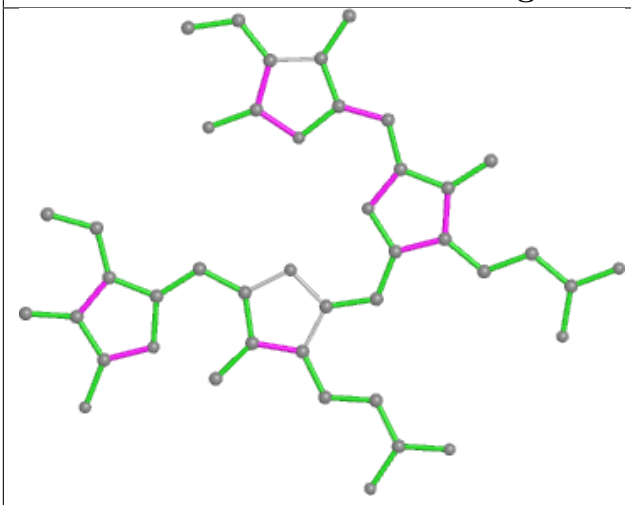

Bond lengths

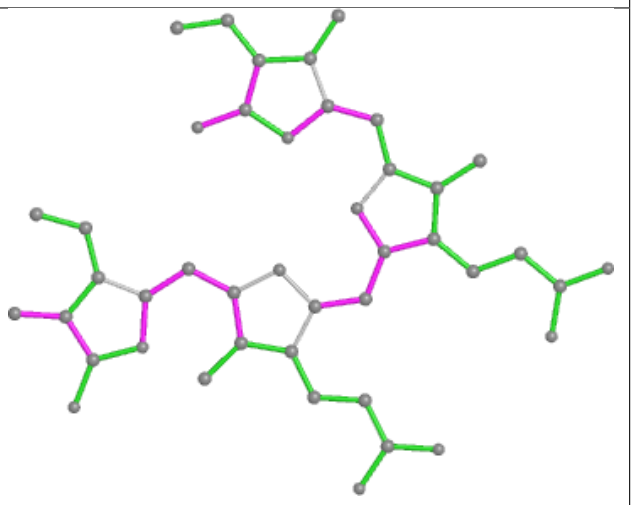

Bond angles

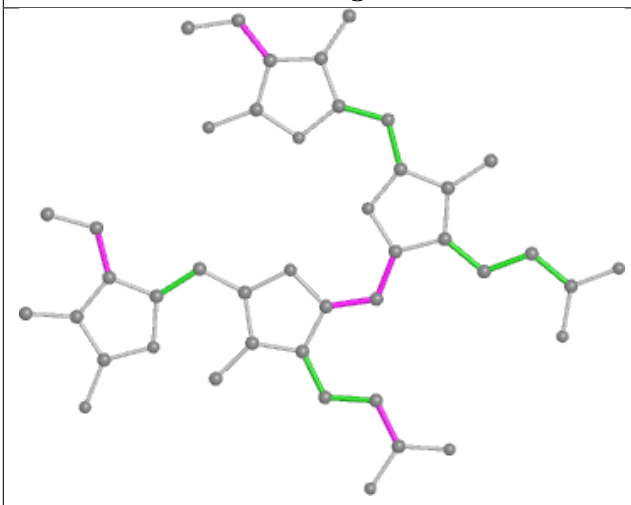

Torsions

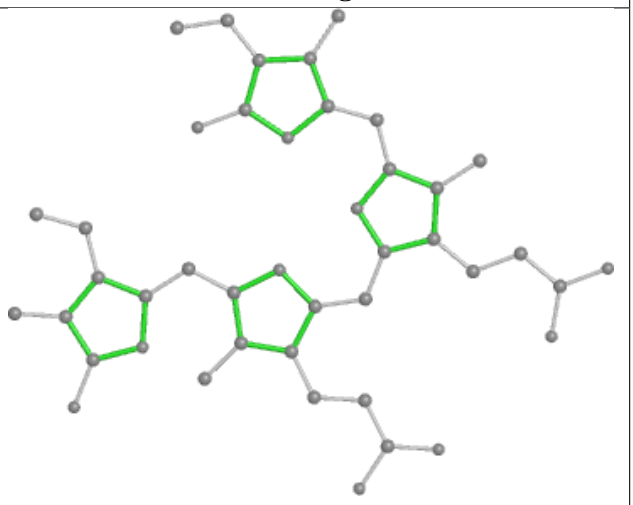

Rings

Ligand PEB bl 202

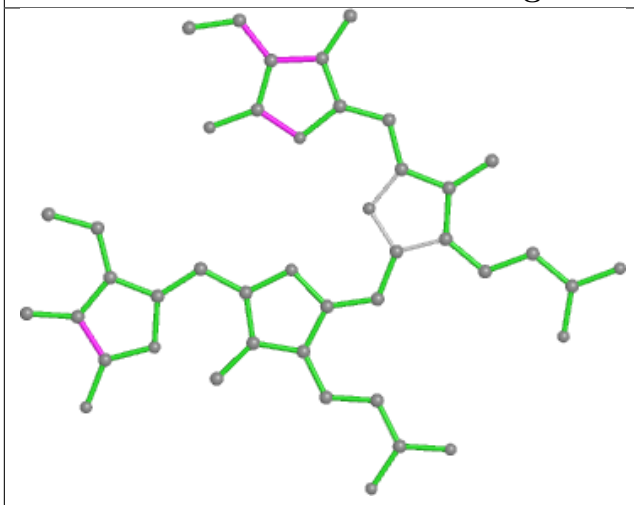

Bond lengths

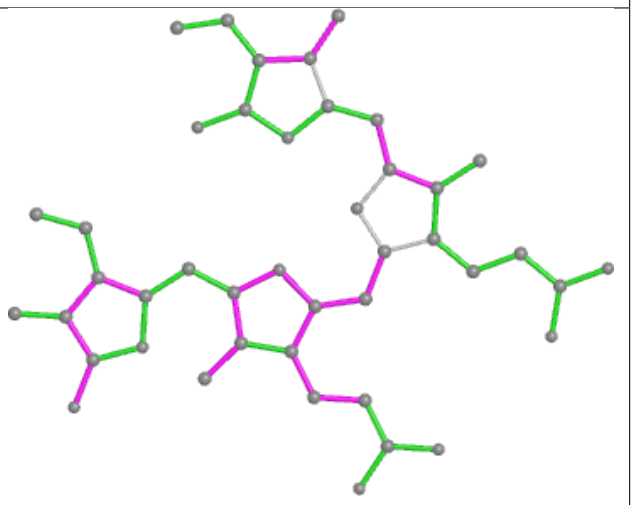

Bond angles

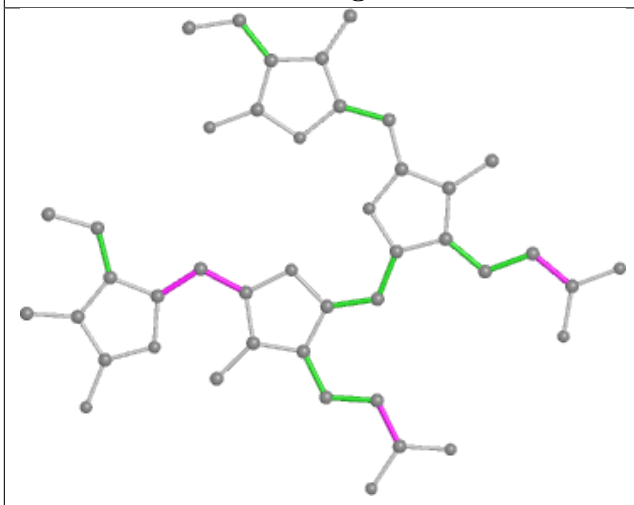

Torsions

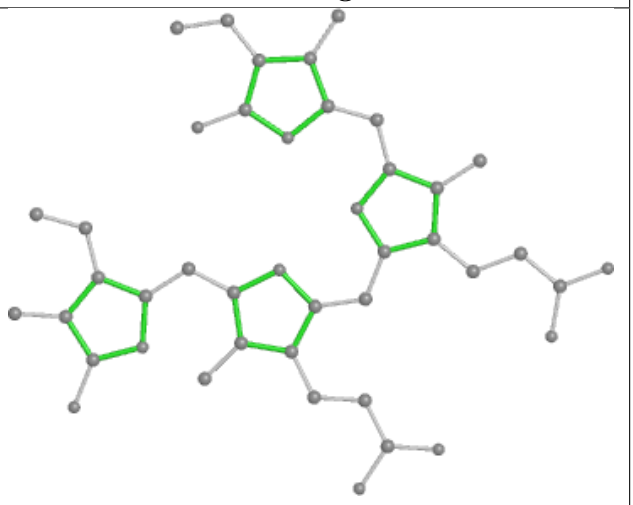

Rings

Ligand PEB ej 202

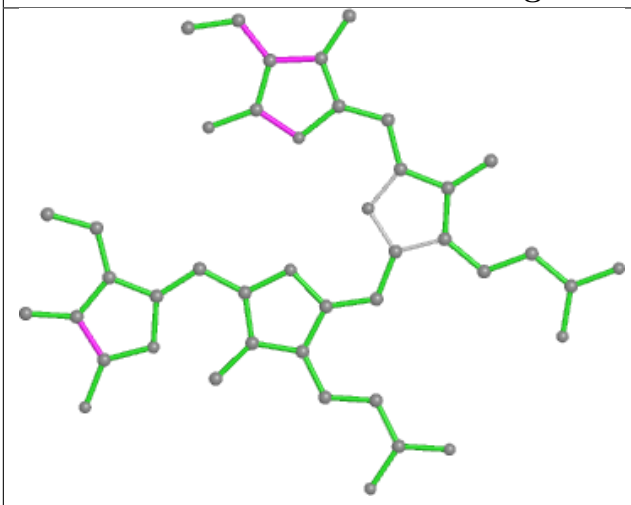

Bond lengths

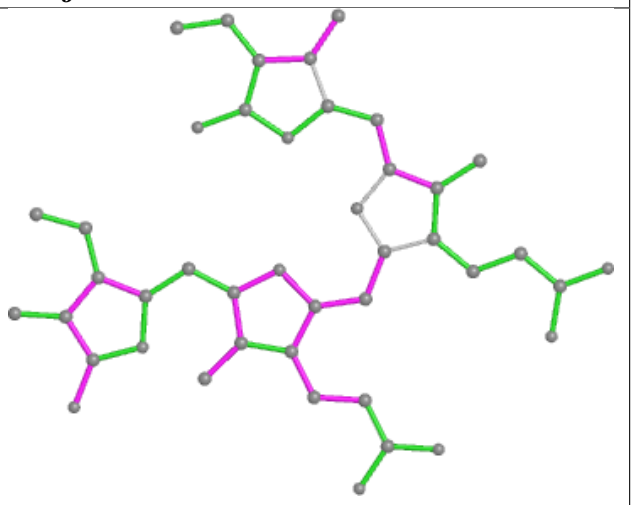

Bond angles

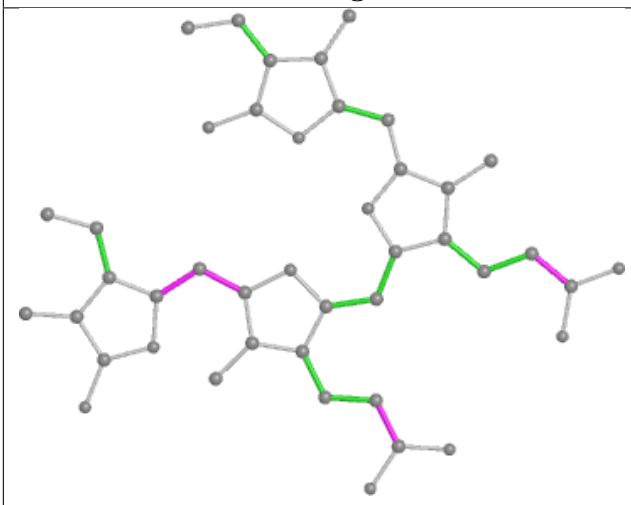

Torsions

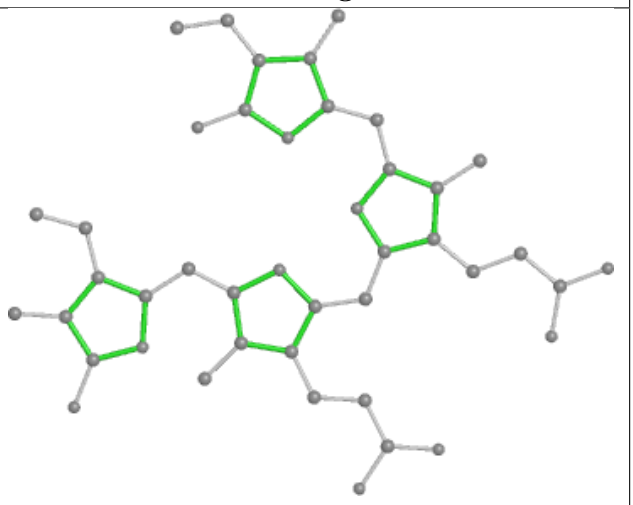

Rings

Ligand PUB J6 203

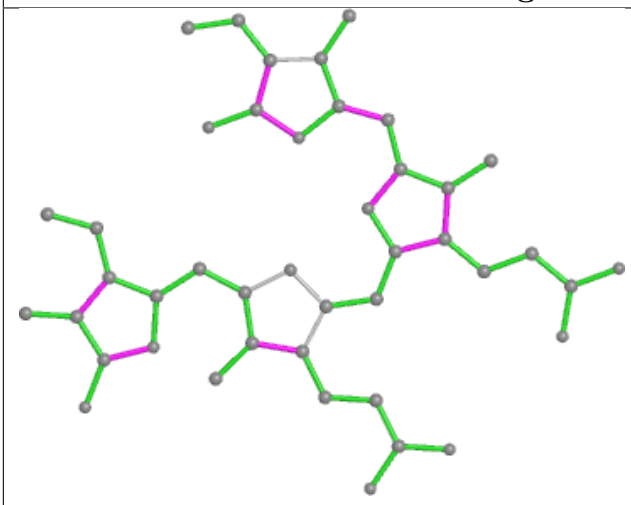

Bond lengths

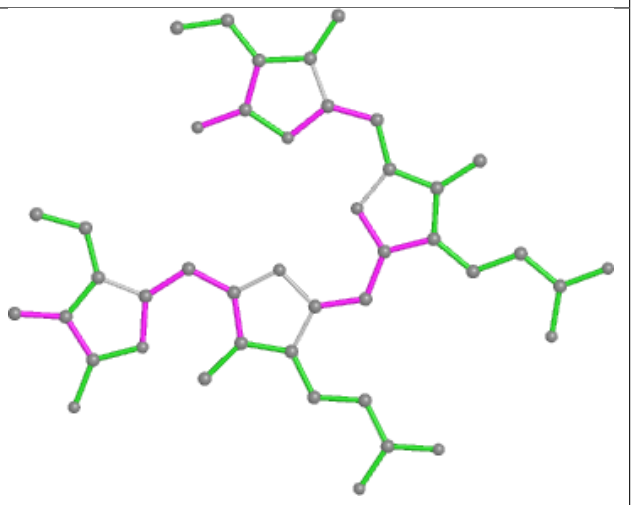

Bond angles

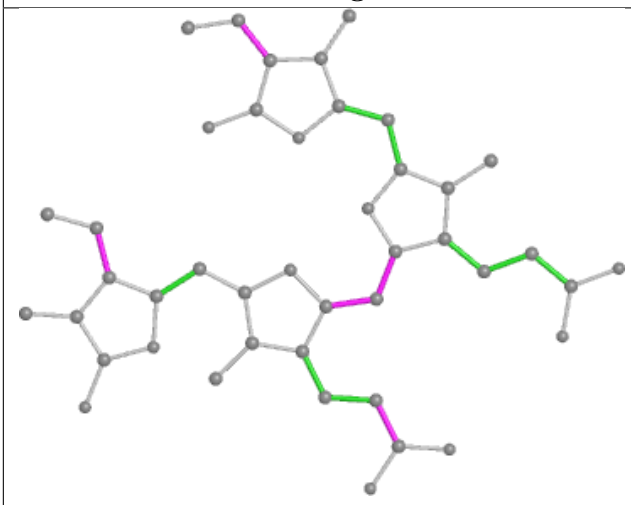

Torsions

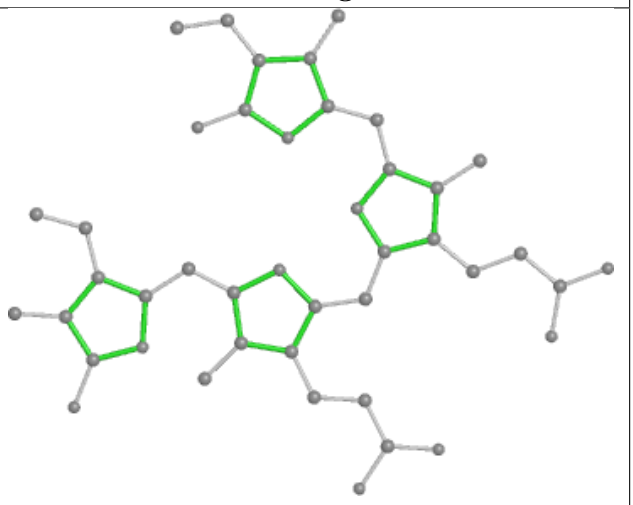

Rings

Ligand PEB bI 202

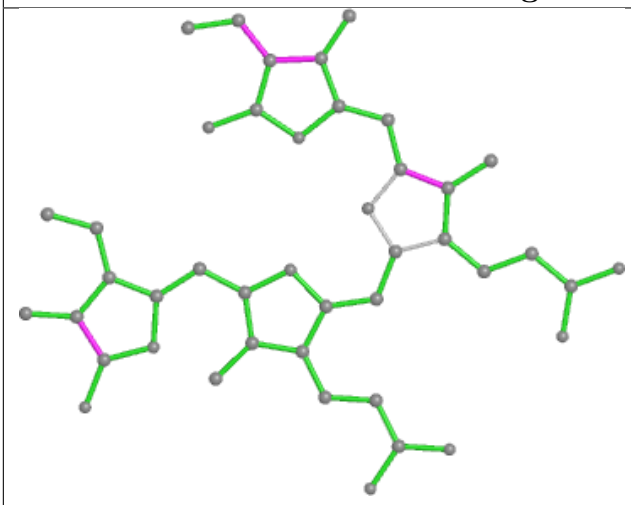

Bond lengths

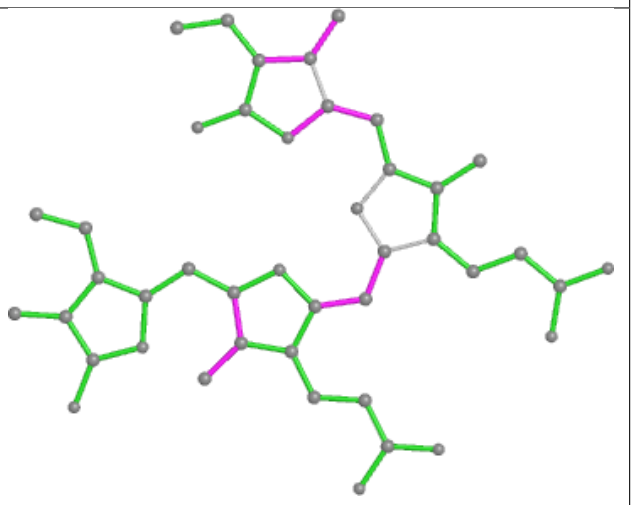

Bond angles

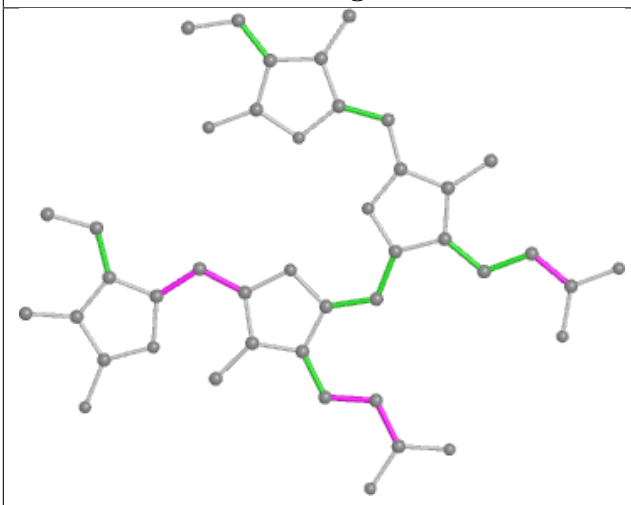

Torsions

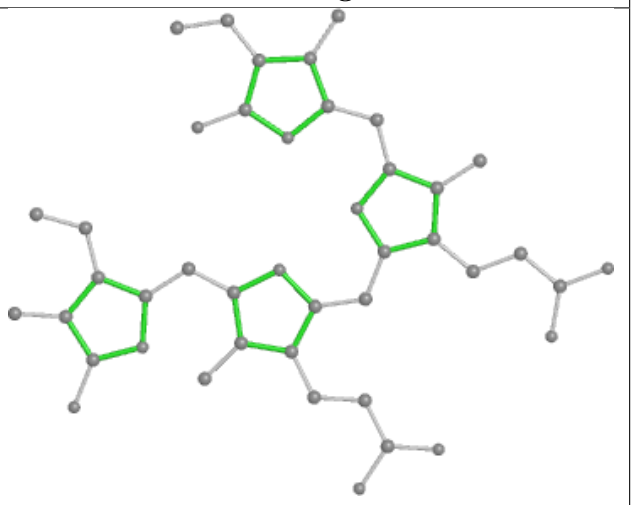

Rings

Ligand PEB ly 401

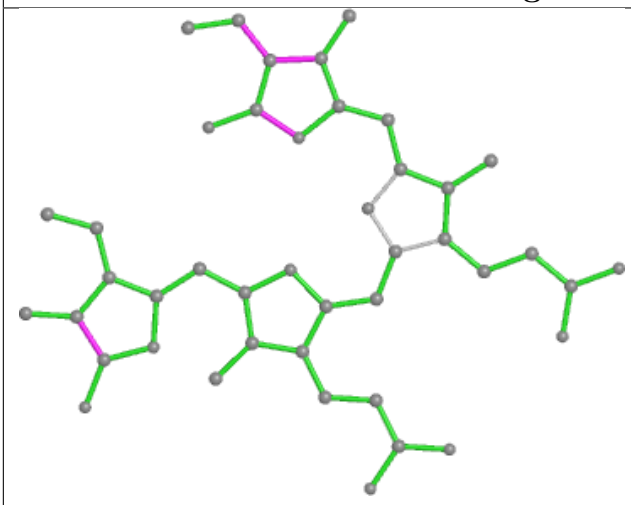

Bond lengths

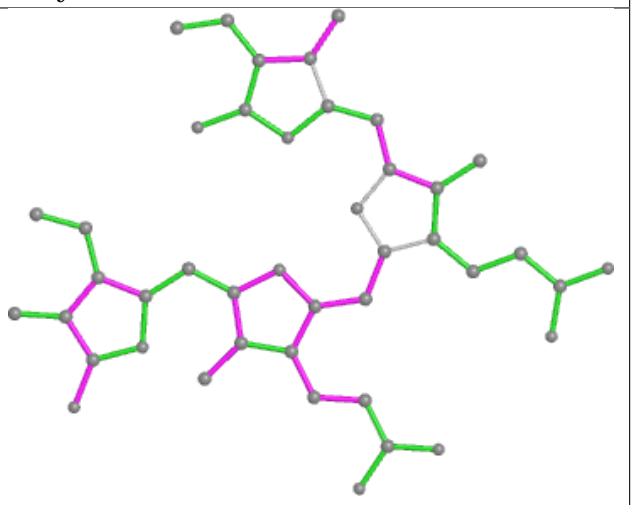

Bond angles

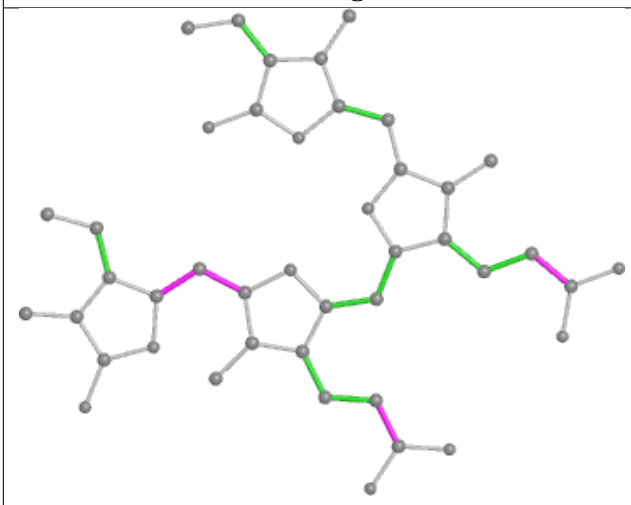

Torsions

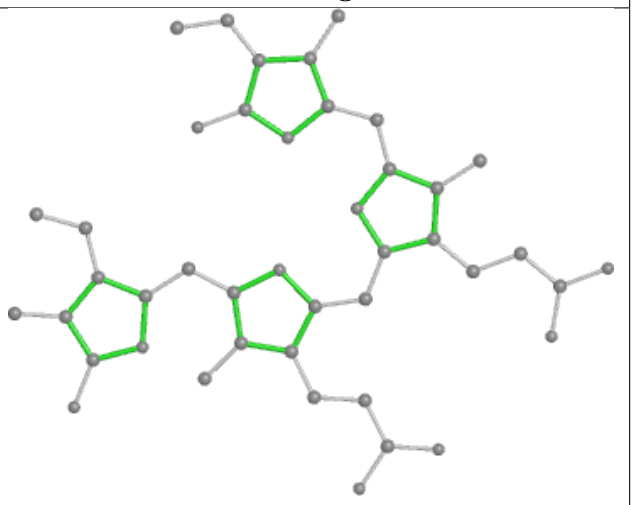

Rings

Ligand PEB N3 202

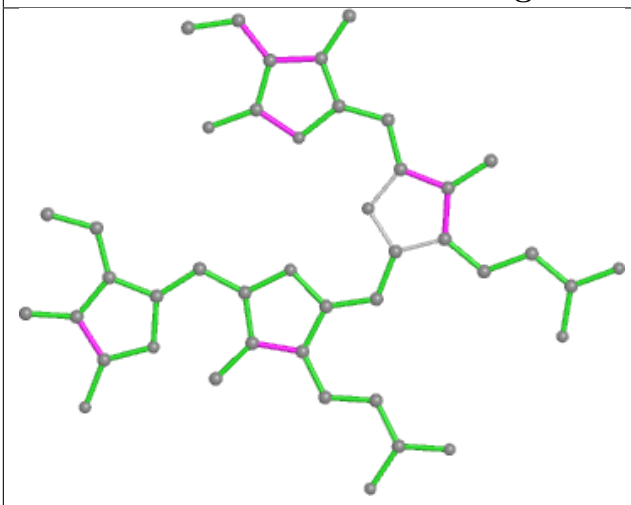

Bond lengths

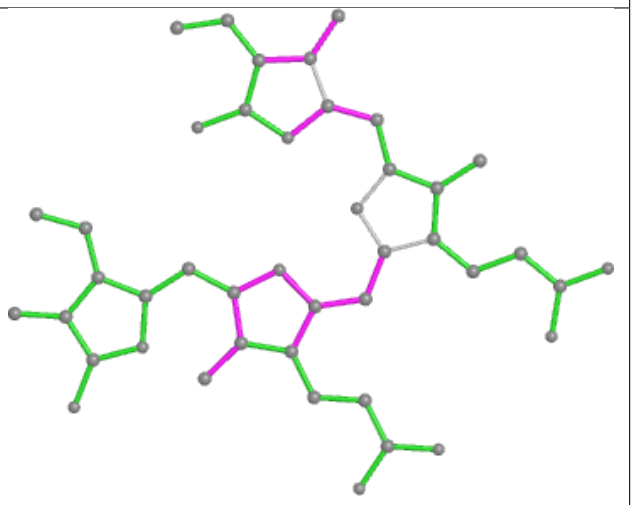

Bond angles

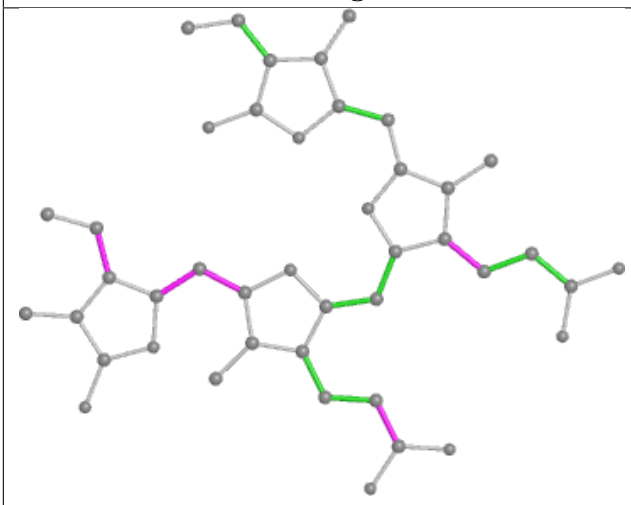

Torsions

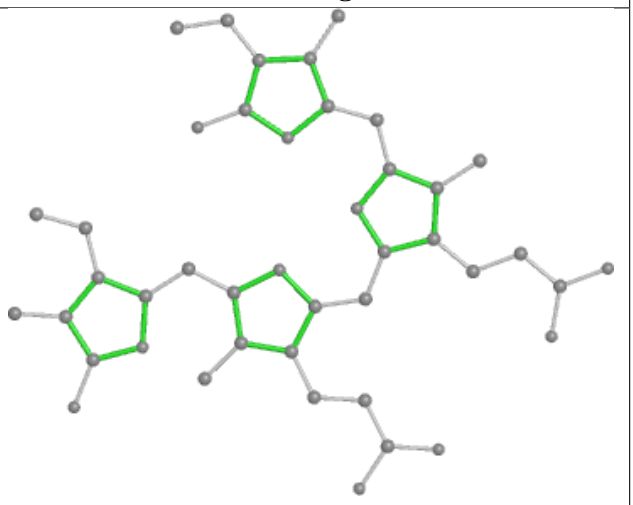

Rings

Ligand PVN dw 404

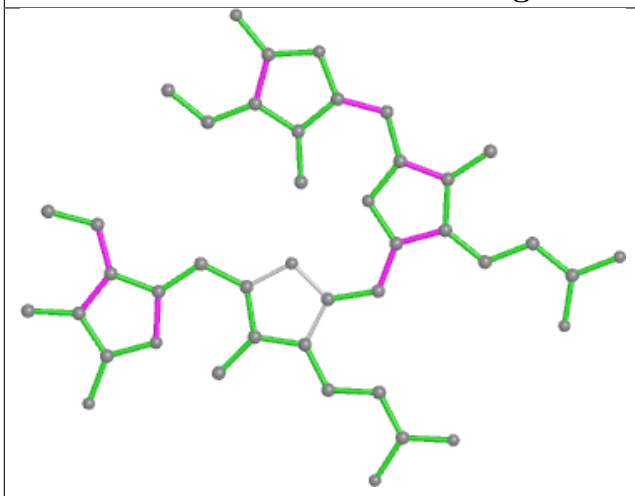

Bond lengths

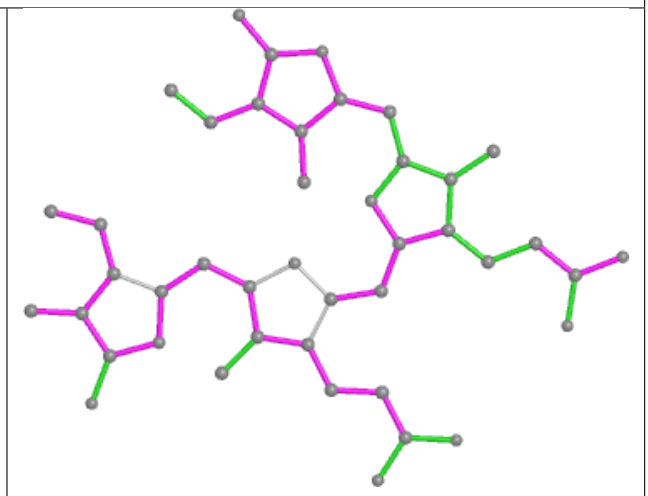

Bond angles

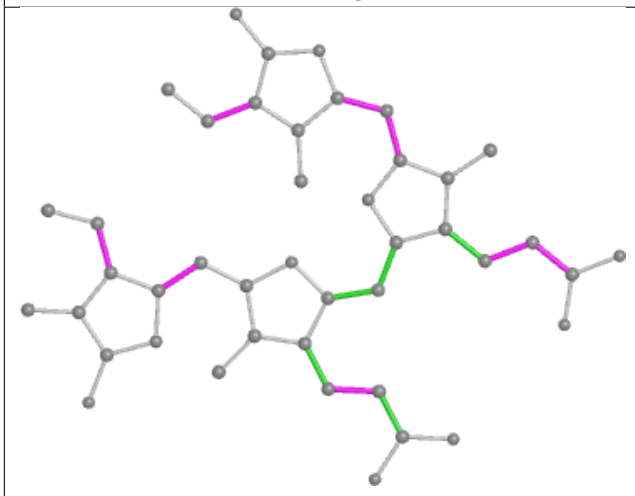

Torsions

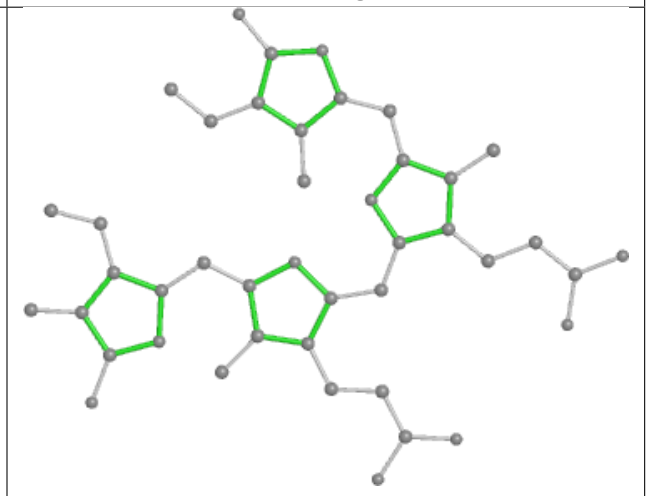

Rings

Ligand PUB z4 203

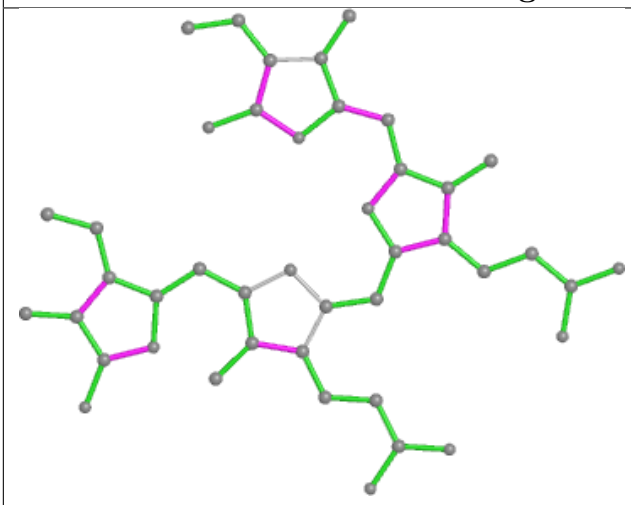

Bond lengths

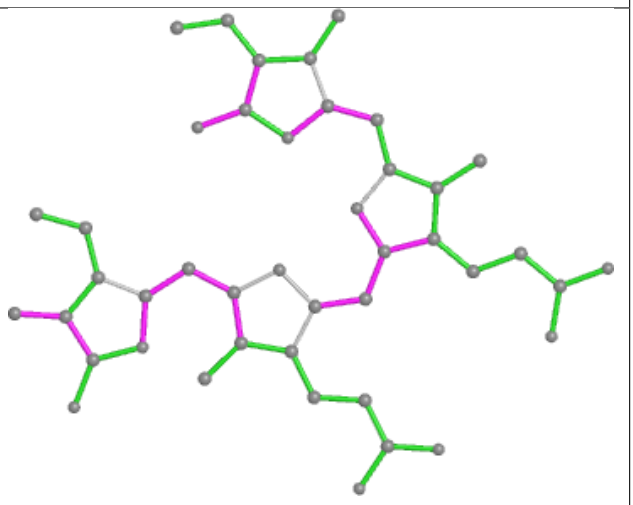

Bond angles

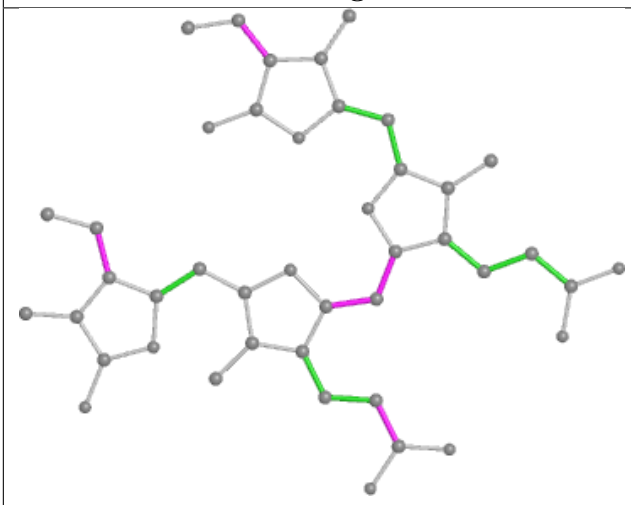

Torsions

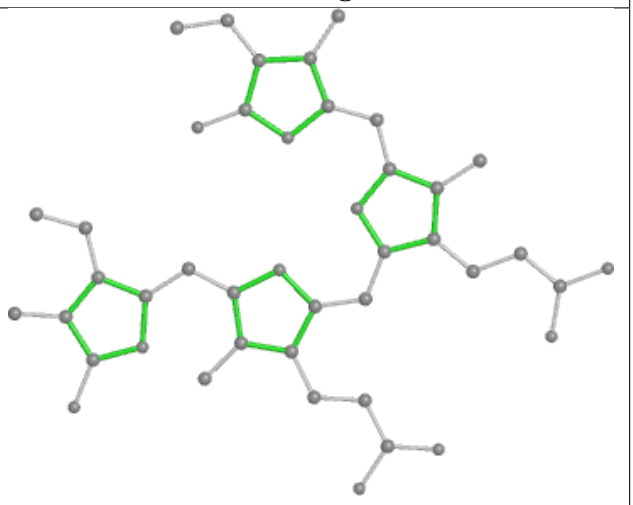

Rings

Ligand PEB jM 1001

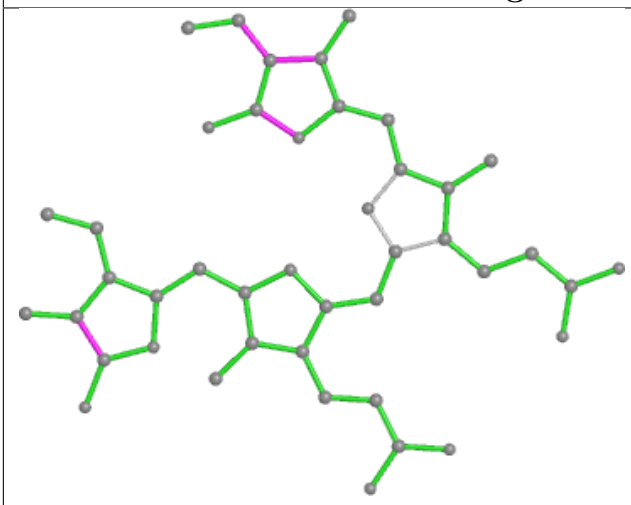

Bond lengths

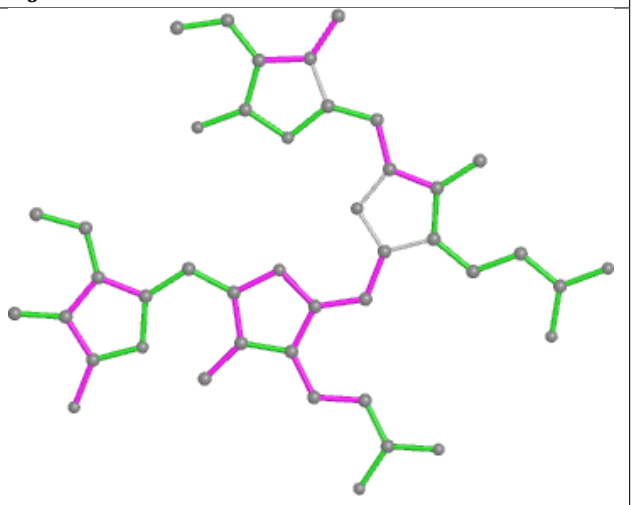

Bond angles

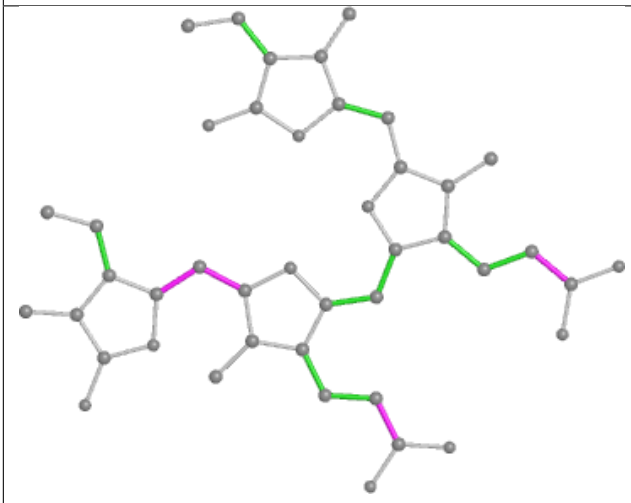

Torsions

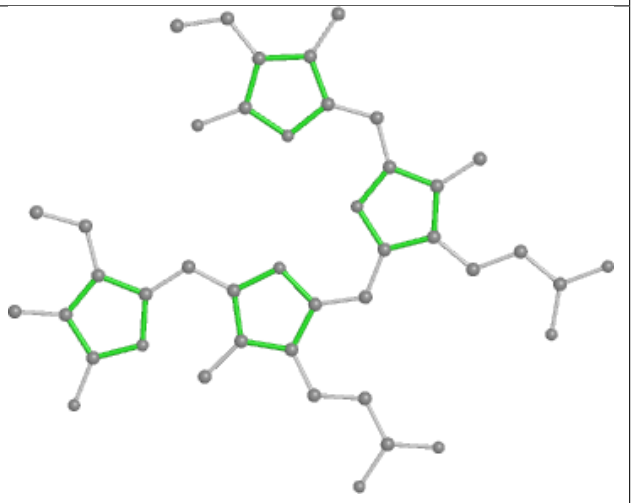

Rings

Ligand PUB ax 202

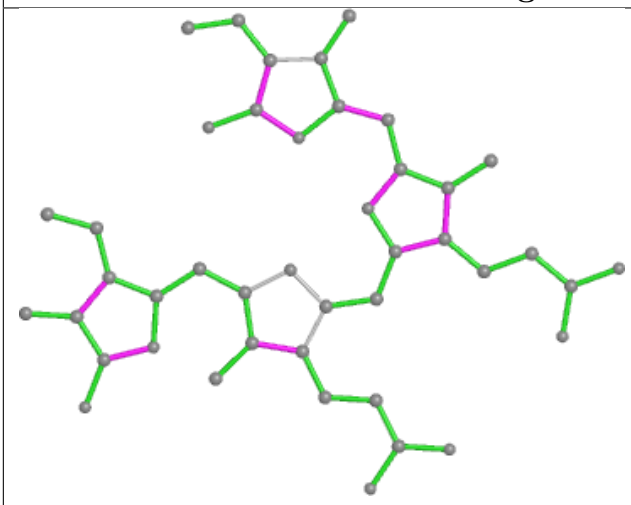

Bond lengths

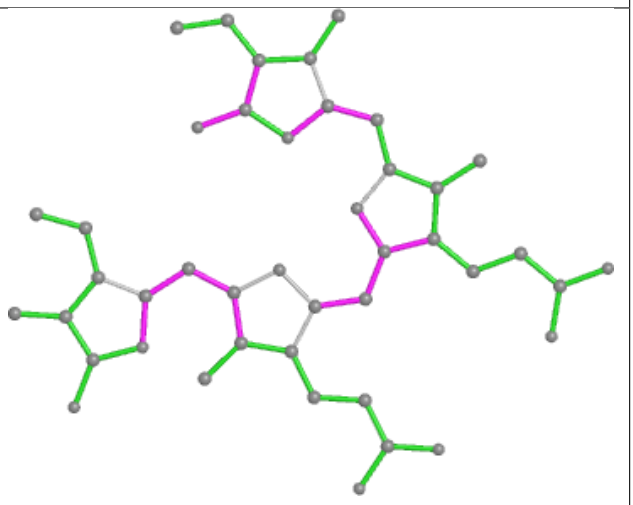

Bond angles

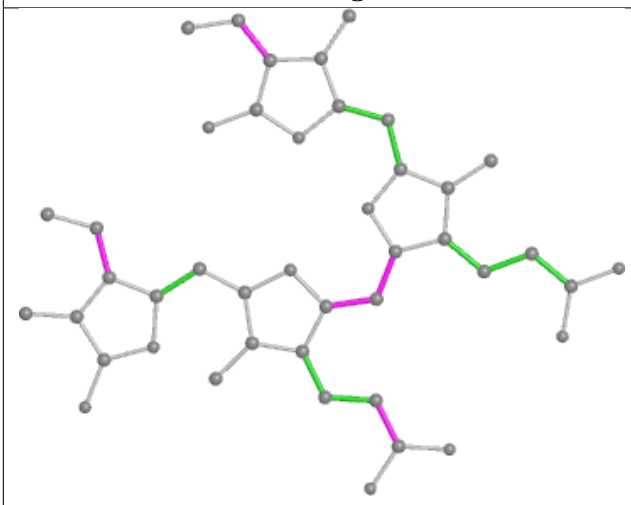

Torsions

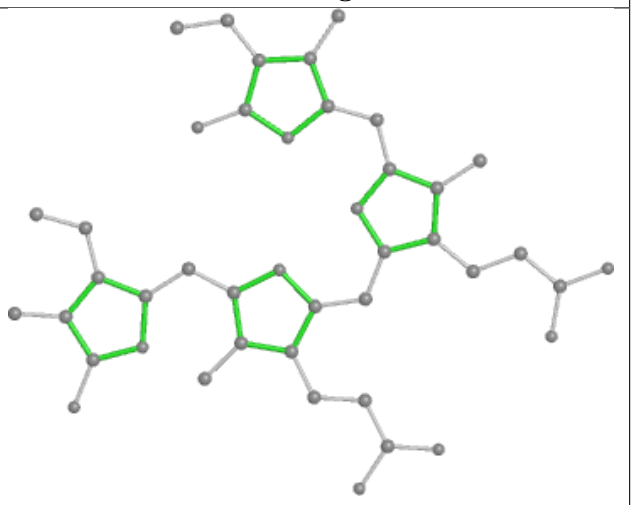

Rings

Ligand PEB o4 202

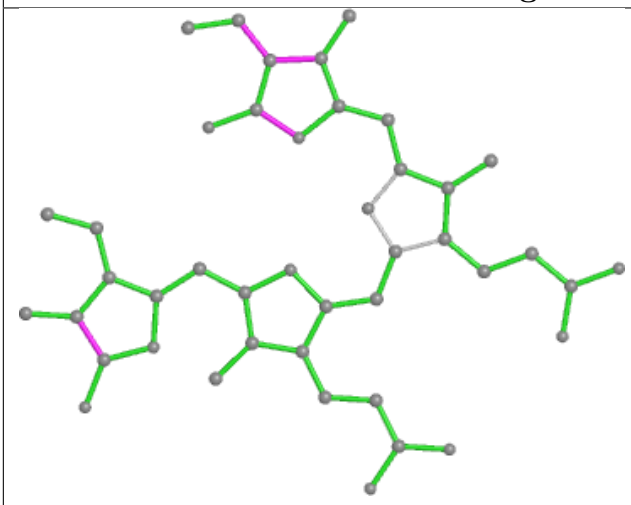

Bond lengths

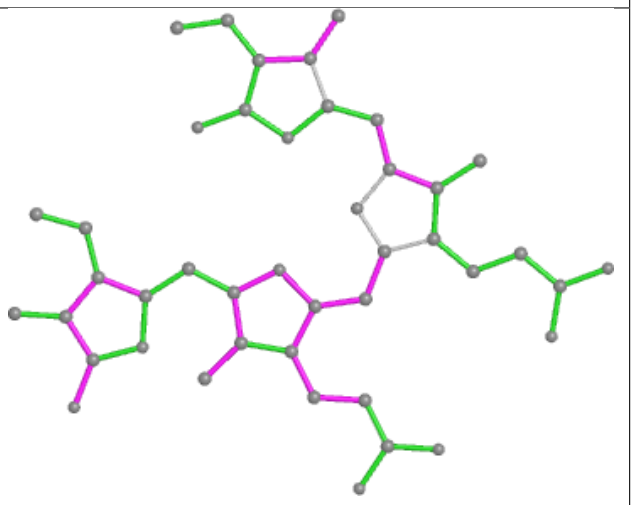

Bond angles

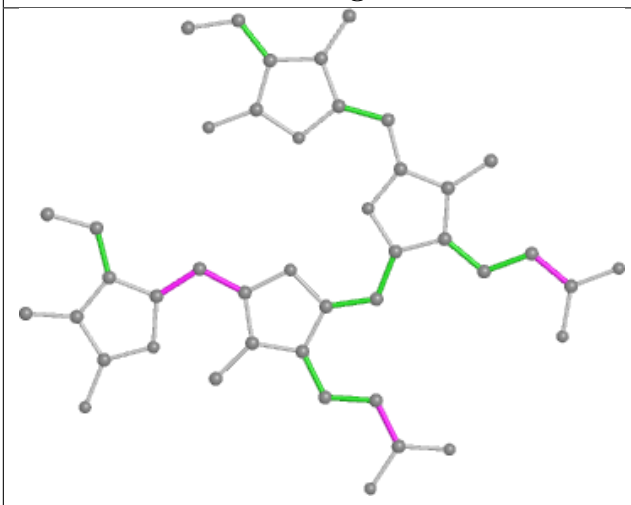

Torsions

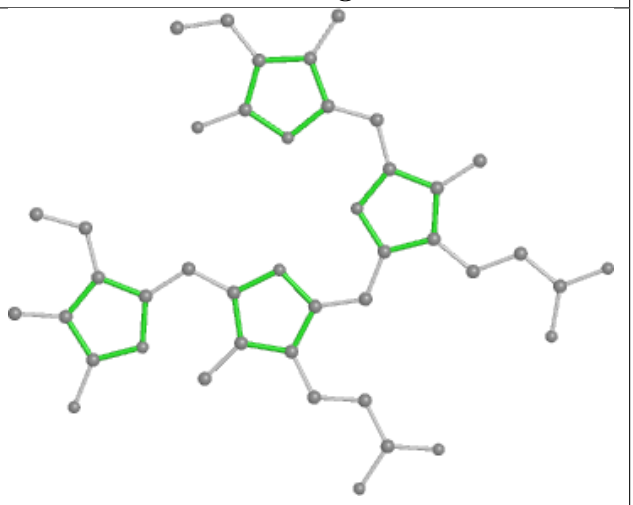

Rings

Ligand CYC J1 201

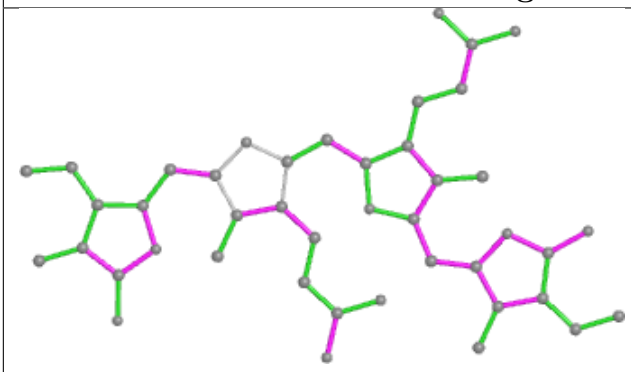

Bond lengths

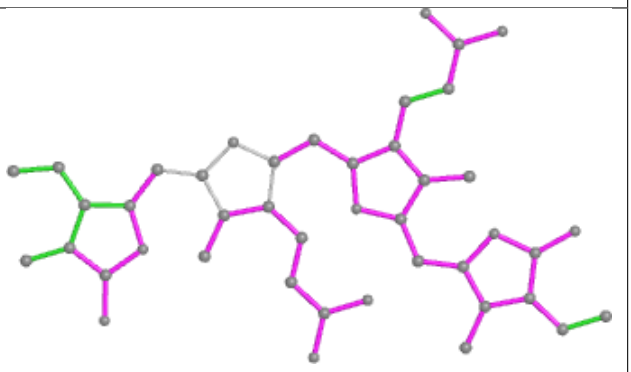

Bond angles

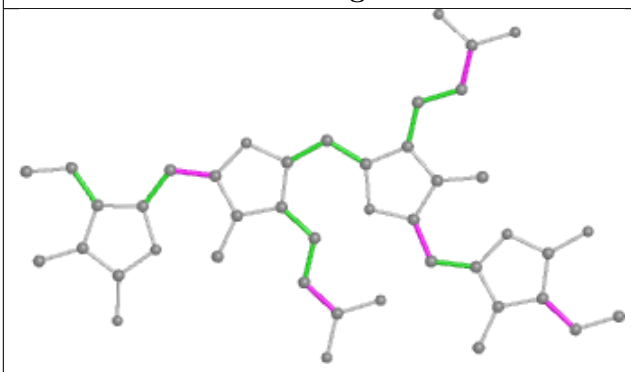

Torsions

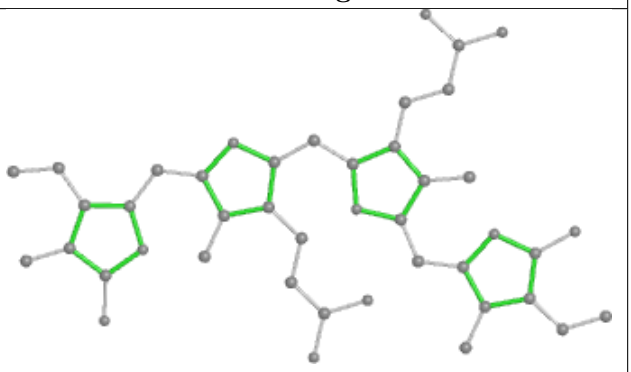

Rings

Ligand PEB u5 201

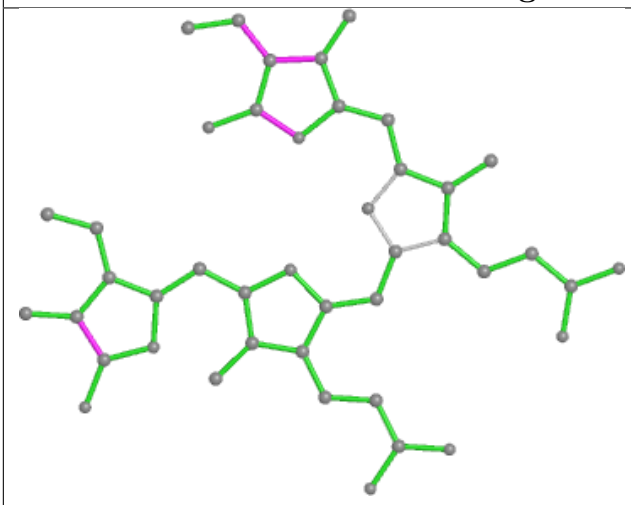

Bond lengths

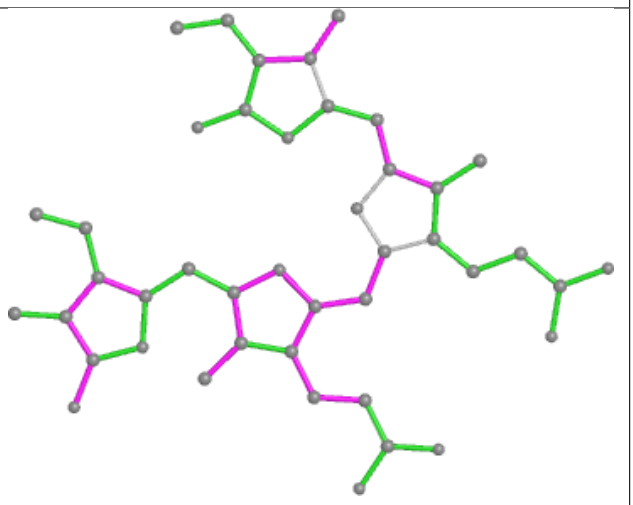

Bond angles

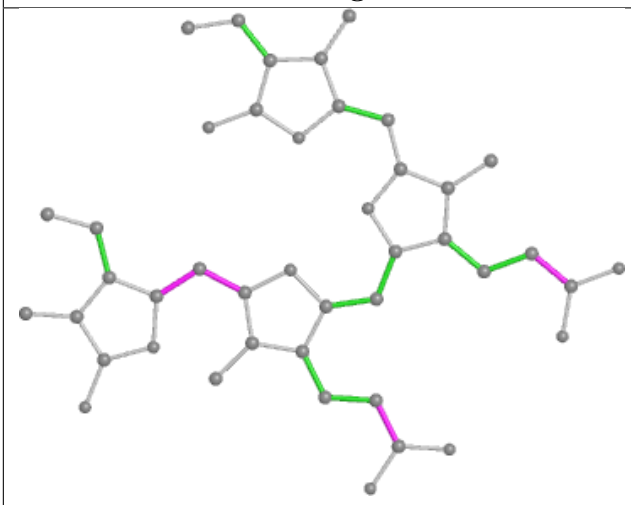

Torsions

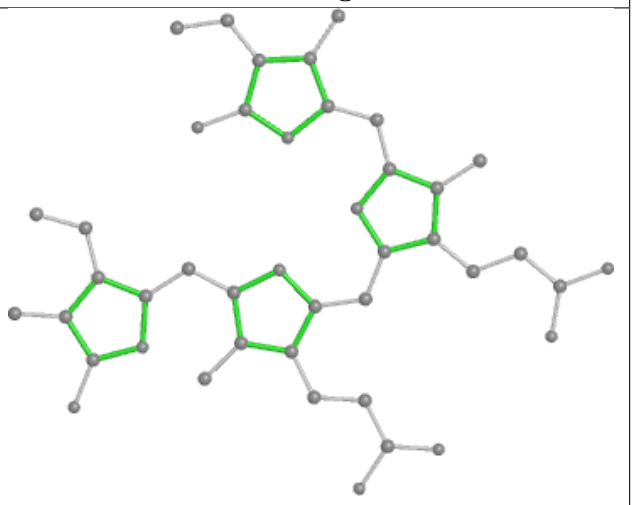

Rings

Ligand PEB bW 301

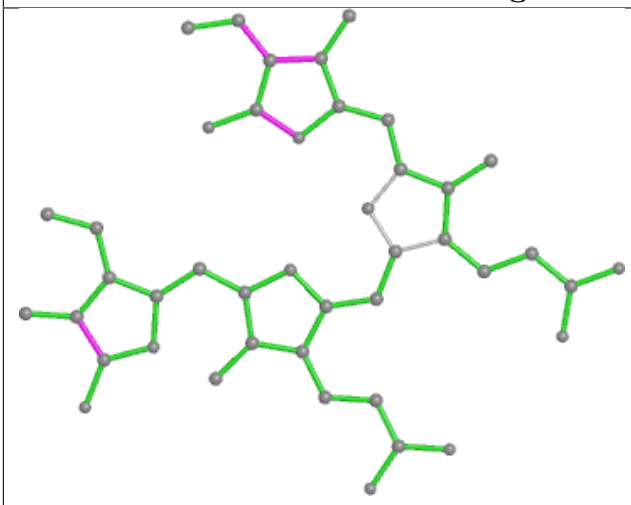

Bond lengths

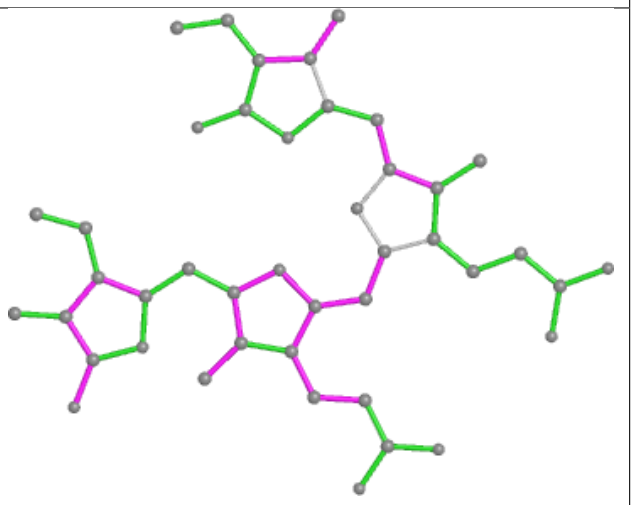

Bond angles

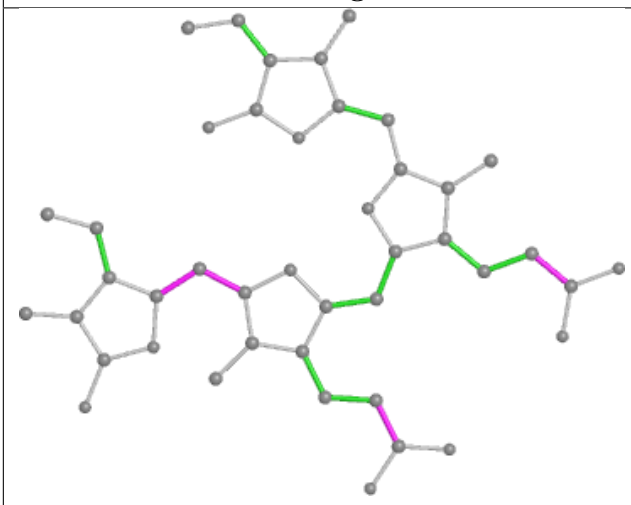

Torsions

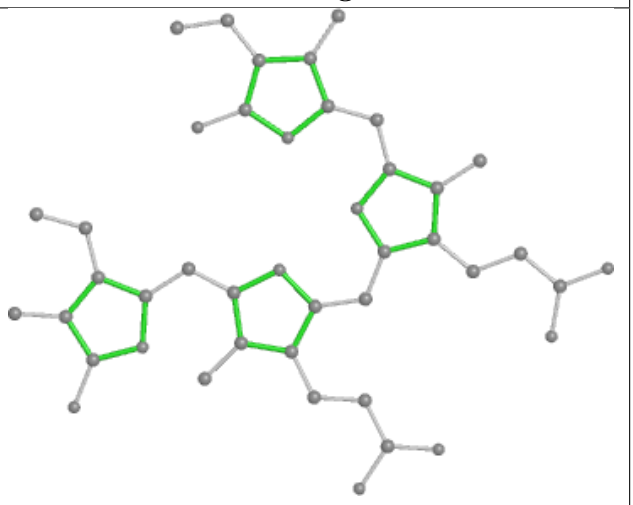

Rings

Ligand PEB M5 202

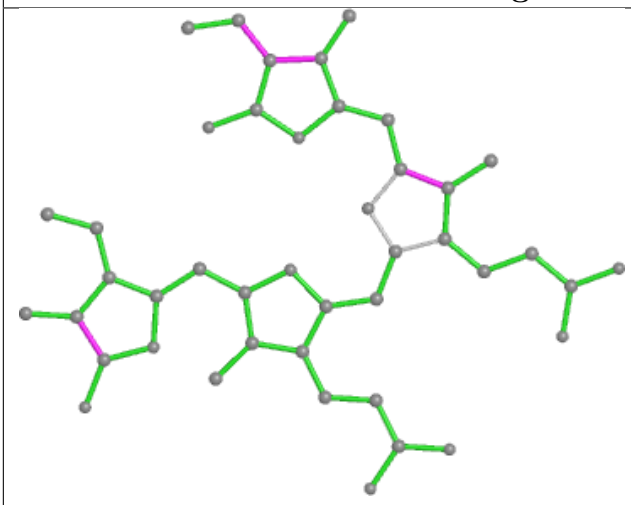

Bond lengths

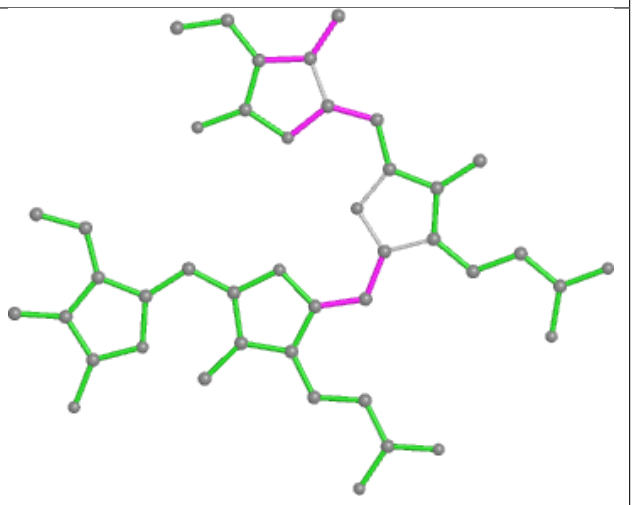

Bond angles

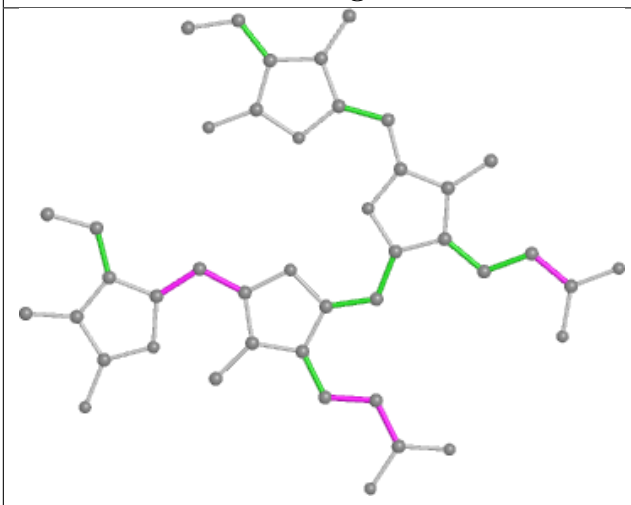

Torsions

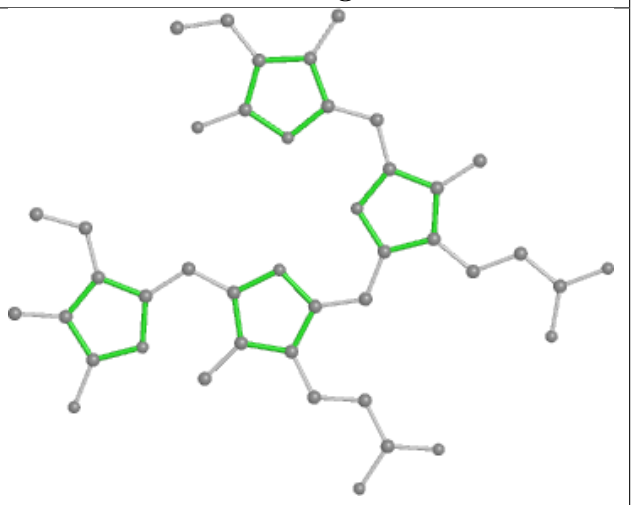

Rings

Ligand PEB Y5 1001

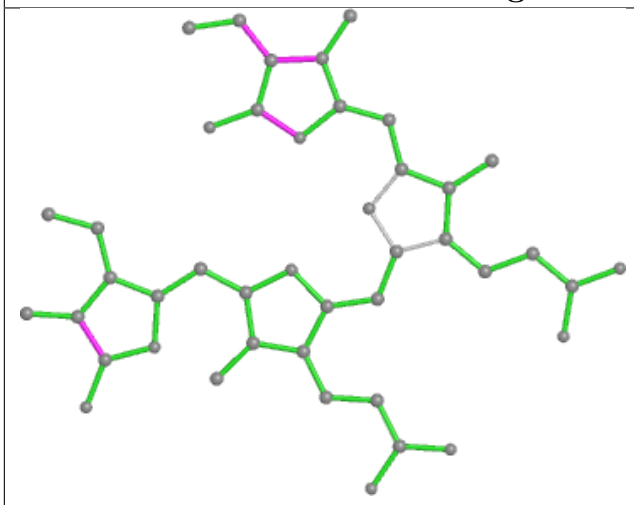

Bond lengths

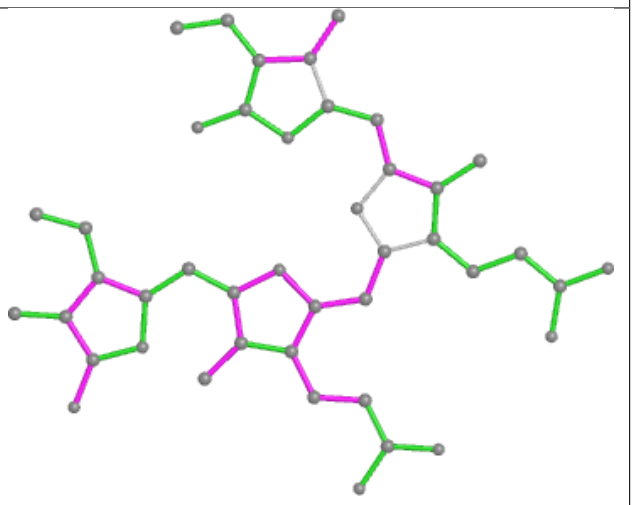

Bond angles

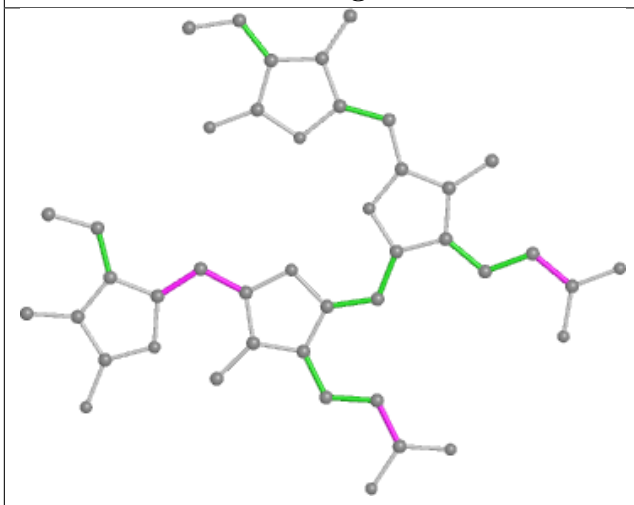

Torsions

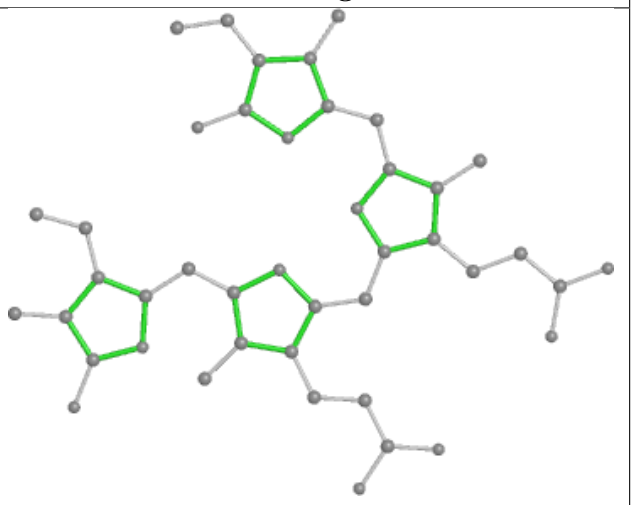

Rings

Ligand PEB r7 202

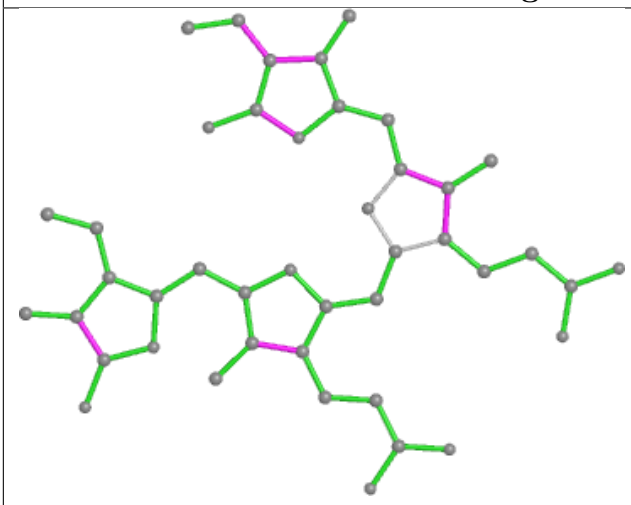

Bond lengths

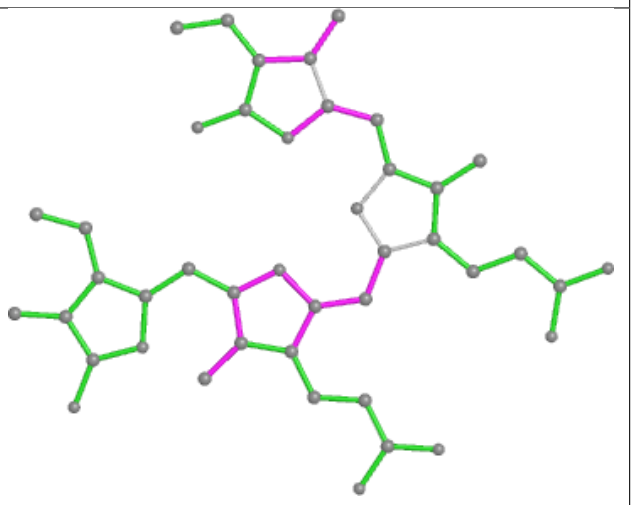

Bond angles

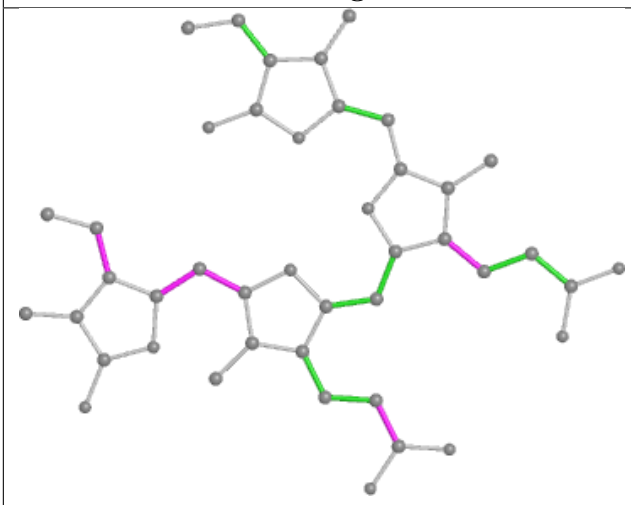

Torsions

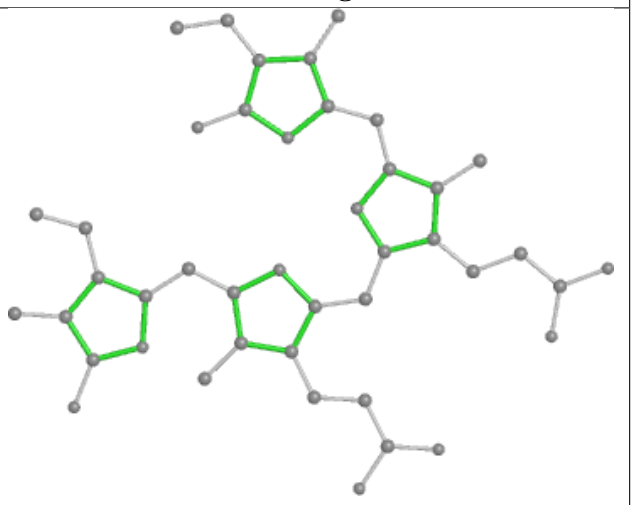

Rings

Ligand PEB X6 202

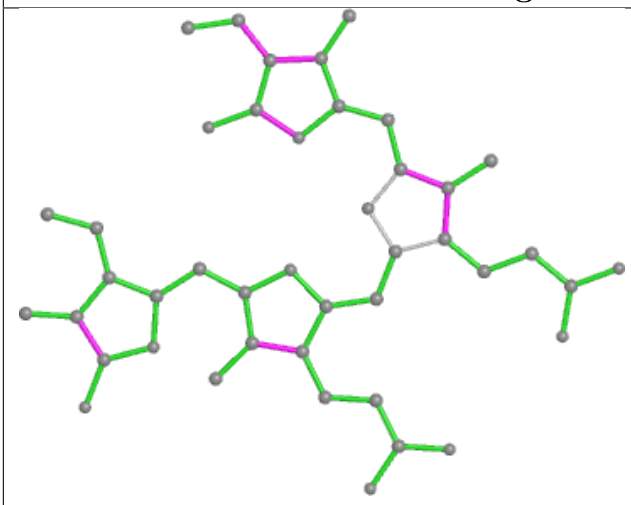

Bond lengths

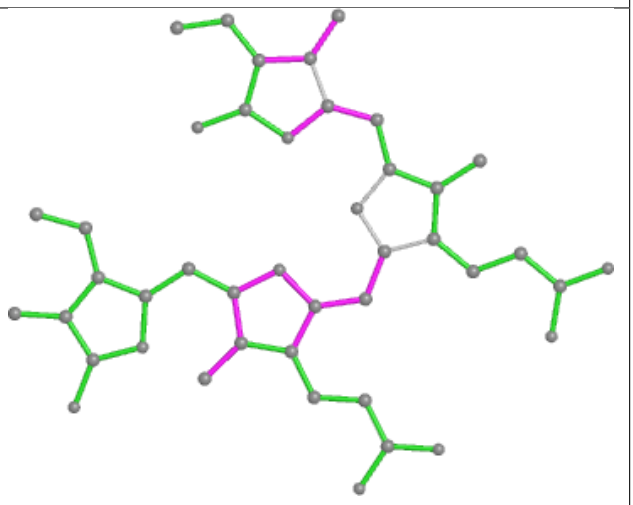

Bond angles

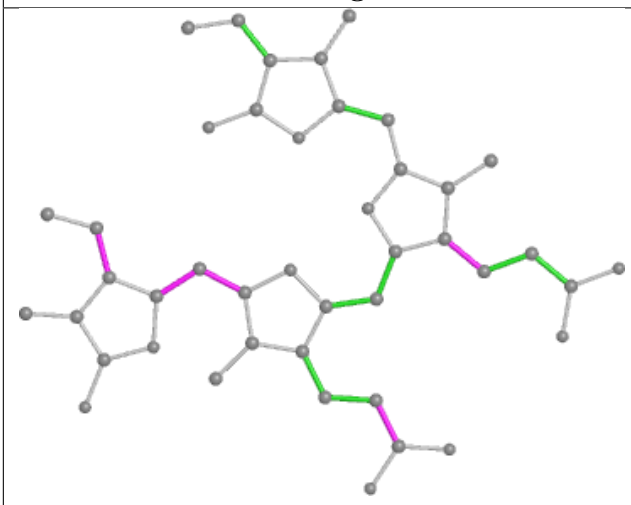

Torsions

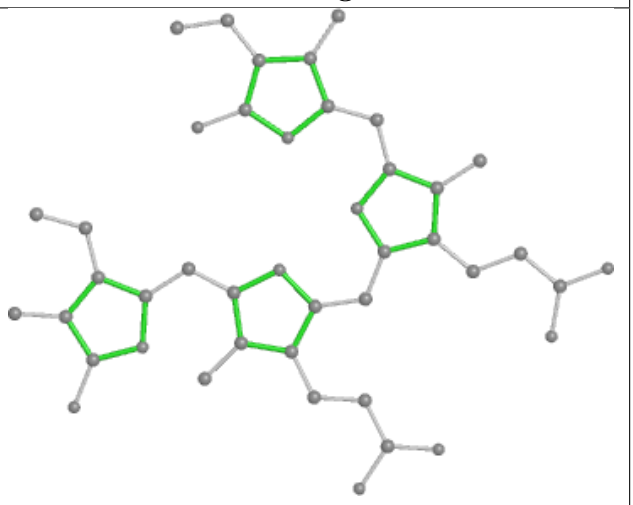

Rings

Ligand PEB s9 202

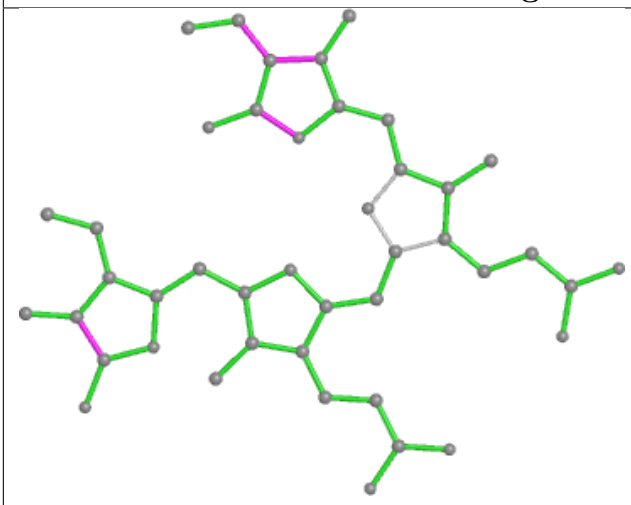

Bond lengths

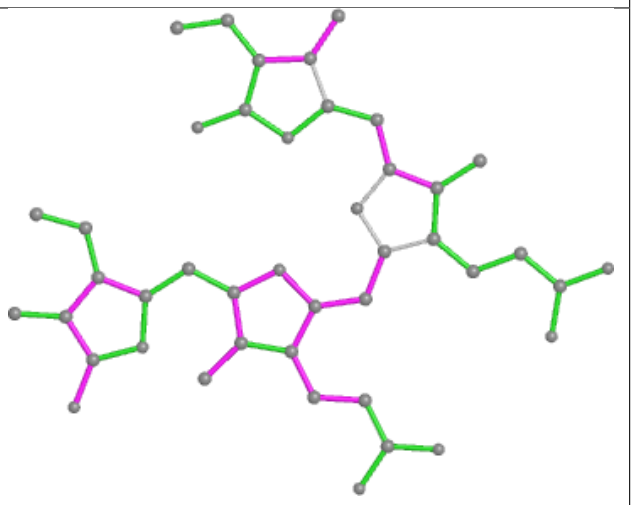

Bond angles

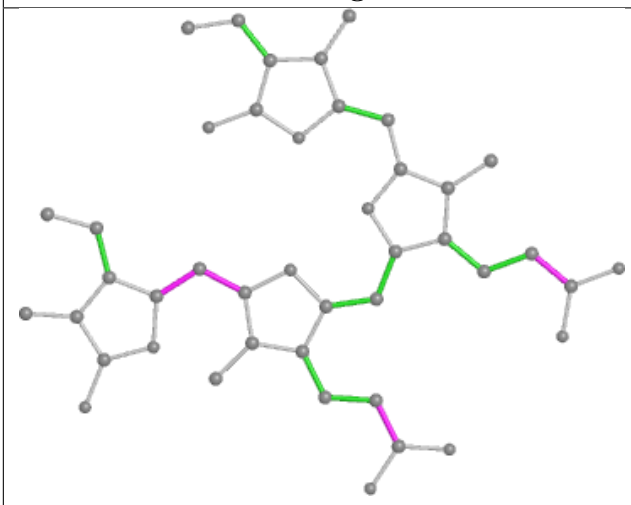

Torsions

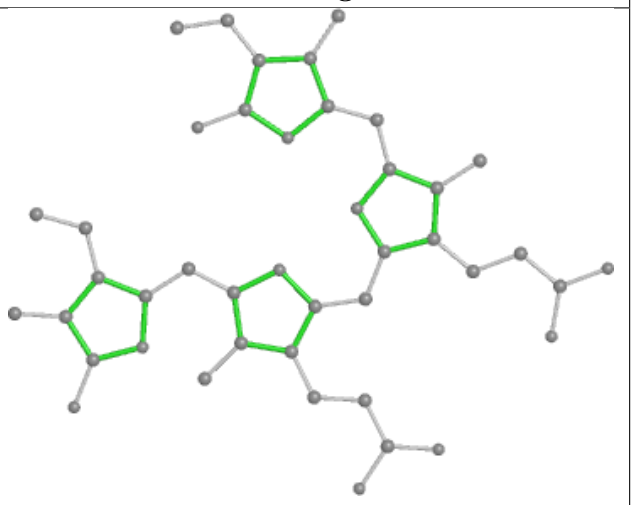

Rings

Ligand PEB g5 202

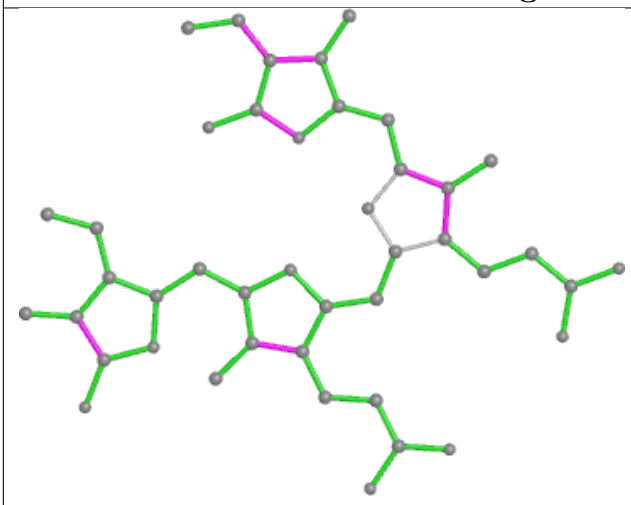

Bond lengths

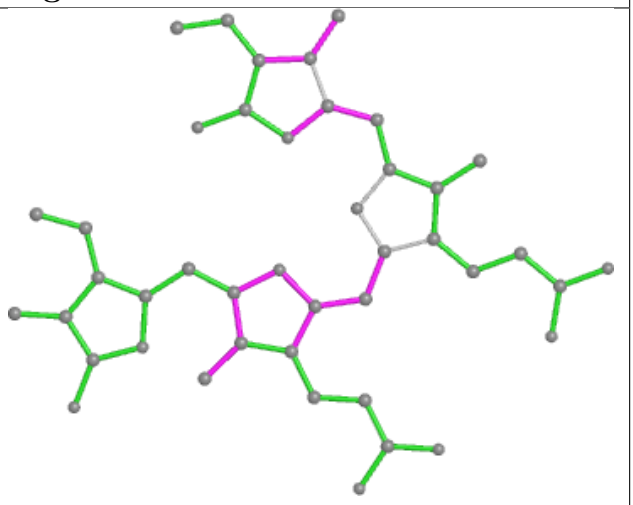

Bond angles

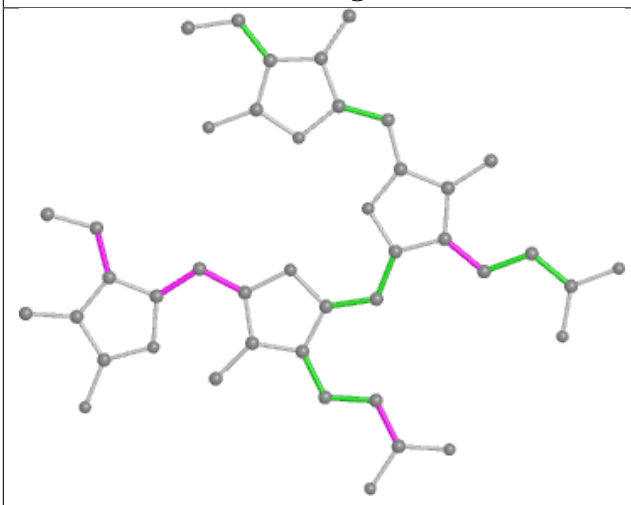

Torsions

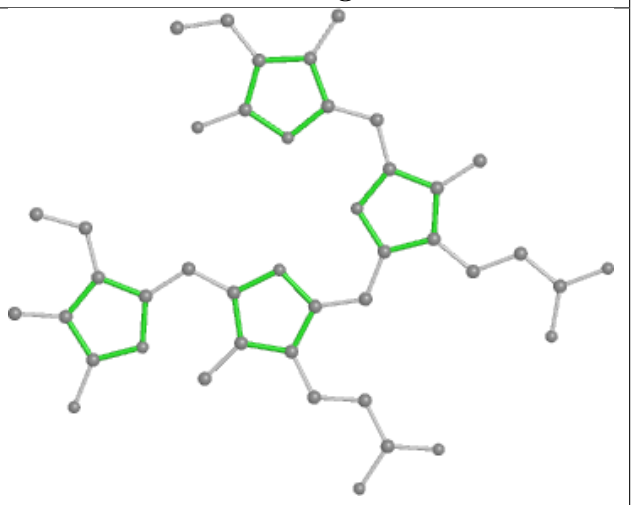

Rings

Ligand PEB F8 1001

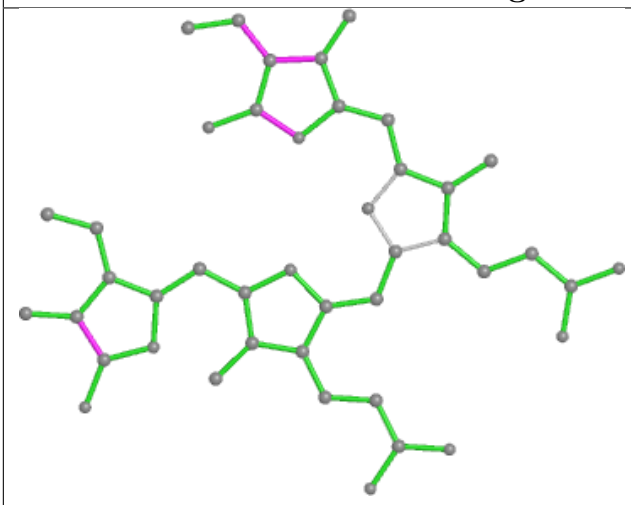

Bond lengths

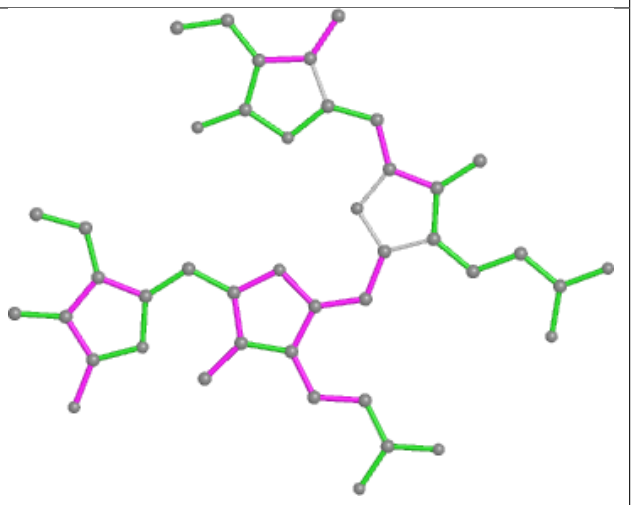

Bond angles

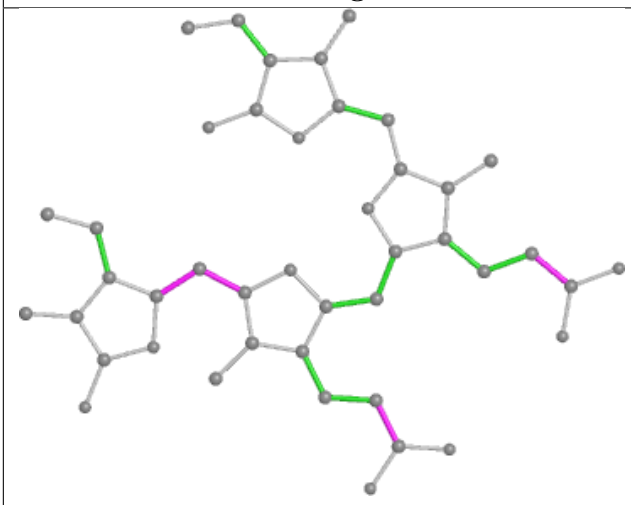

Torsions

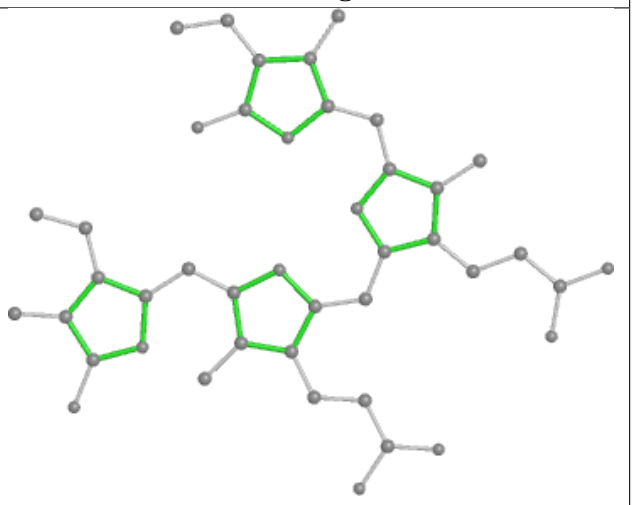

Rings

Ligand PEB aT 202

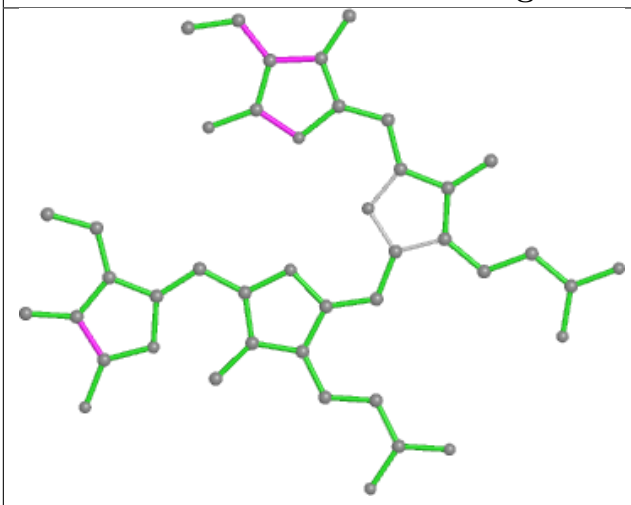

Bond lengths

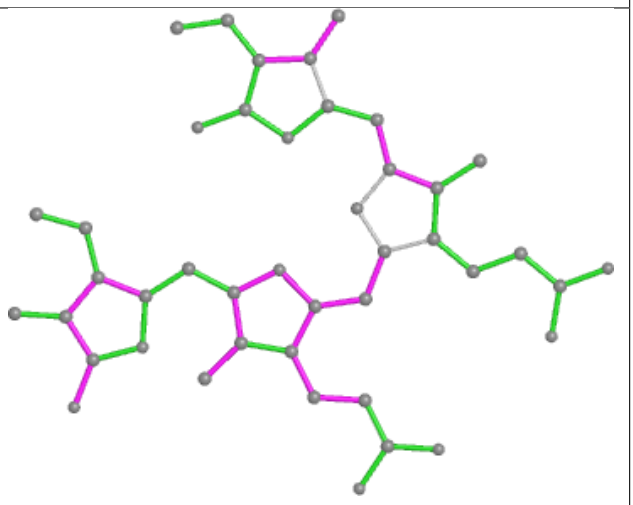

Bond angles

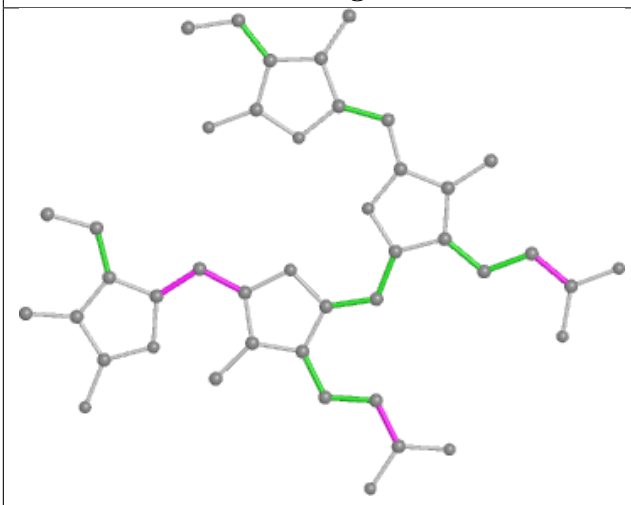

Torsions

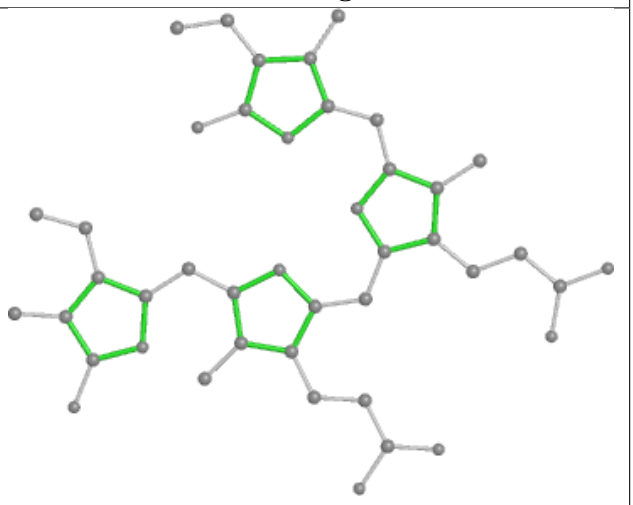

Rings

Ligand PEB N8 201

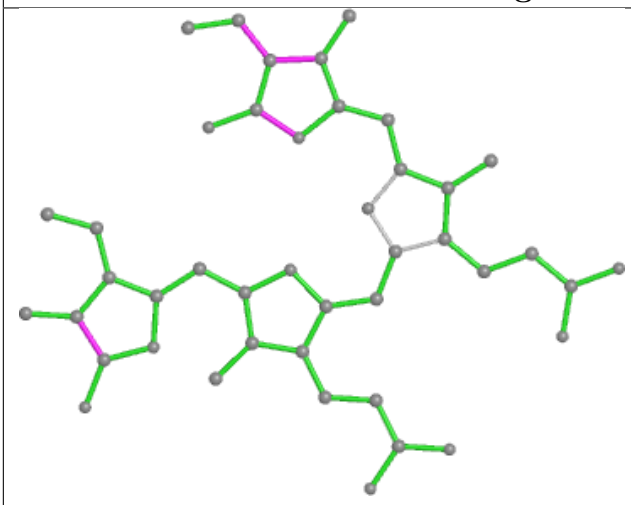

Bond lengths

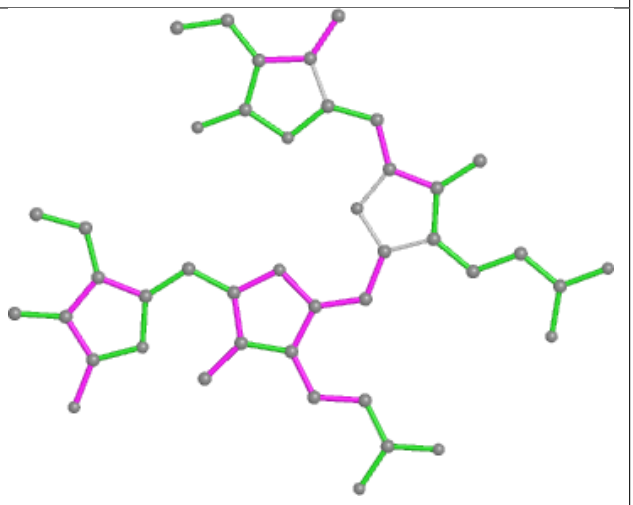

Bond angles

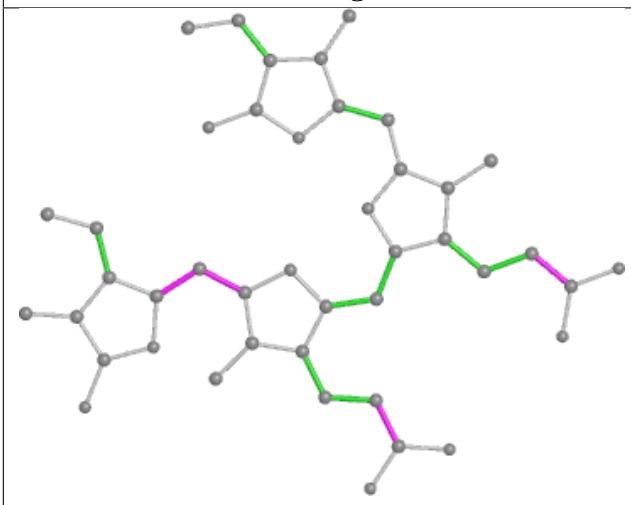

Torsions

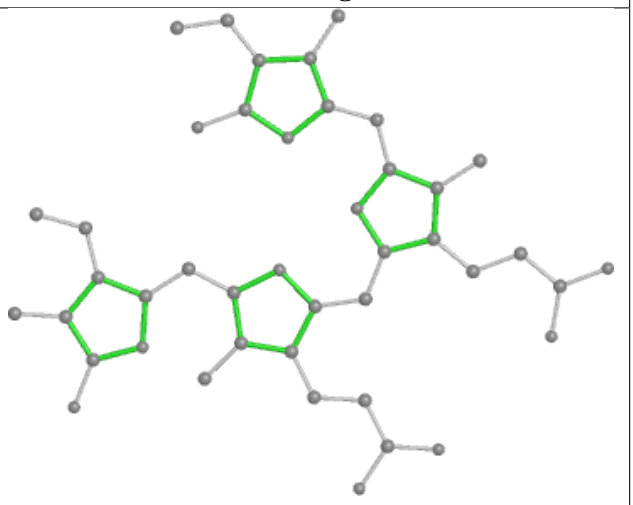

Rings

Ligand PUB ec 203

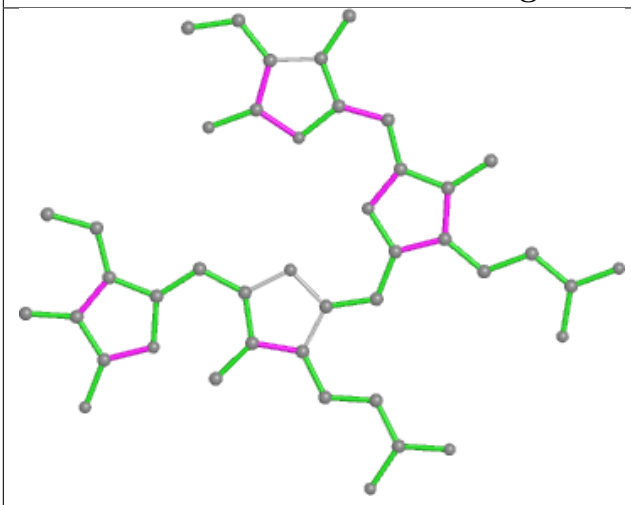

Bond lengths

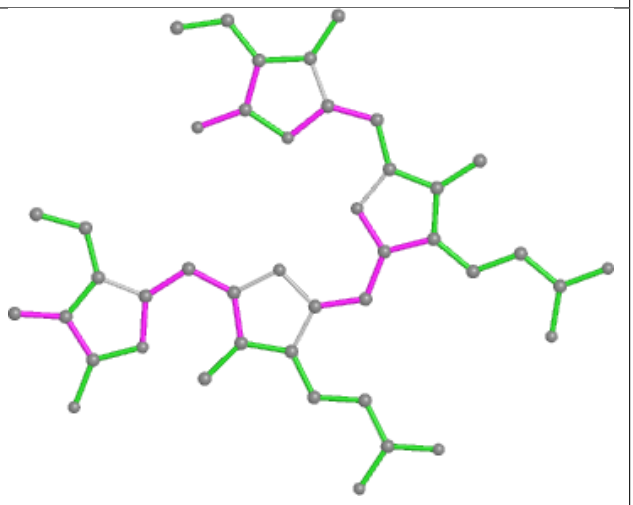

Bond angles

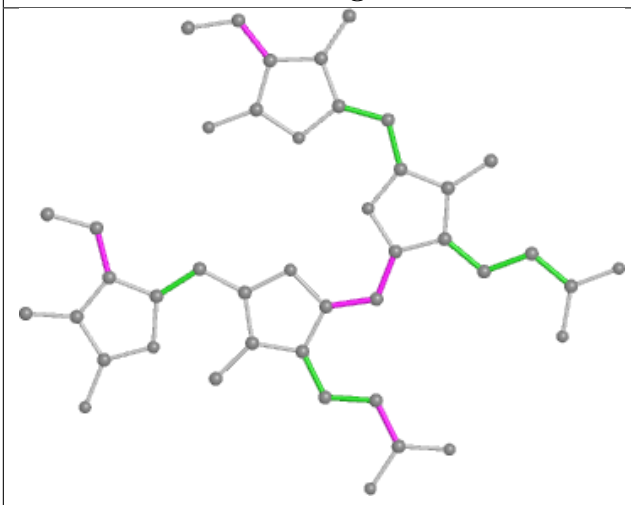

Torsions

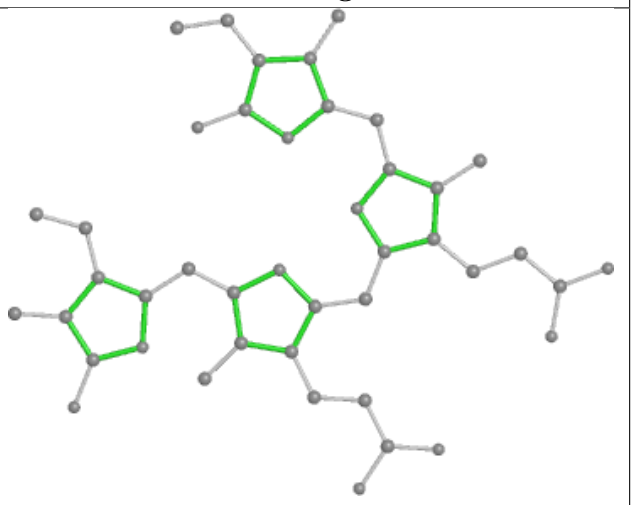

Rings

Ligand PEB x8 201

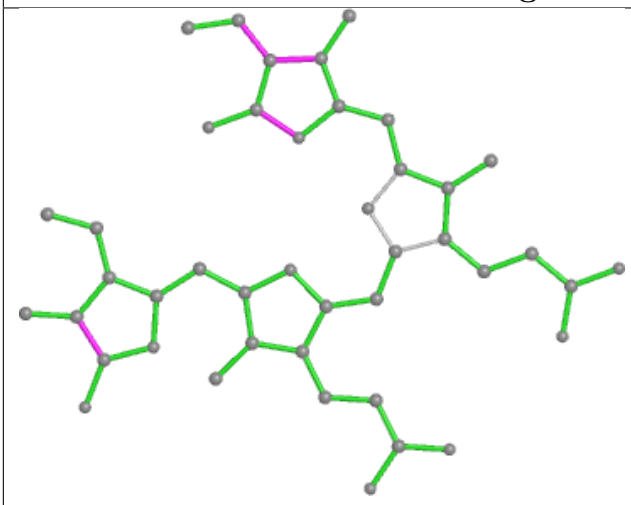

Bond lengths

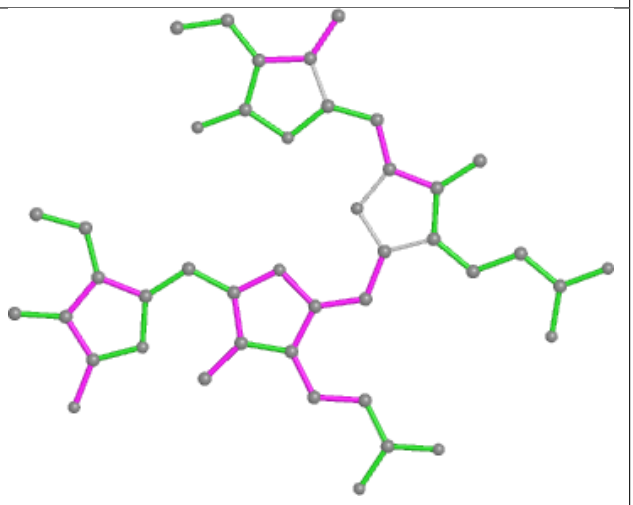

Bond angles

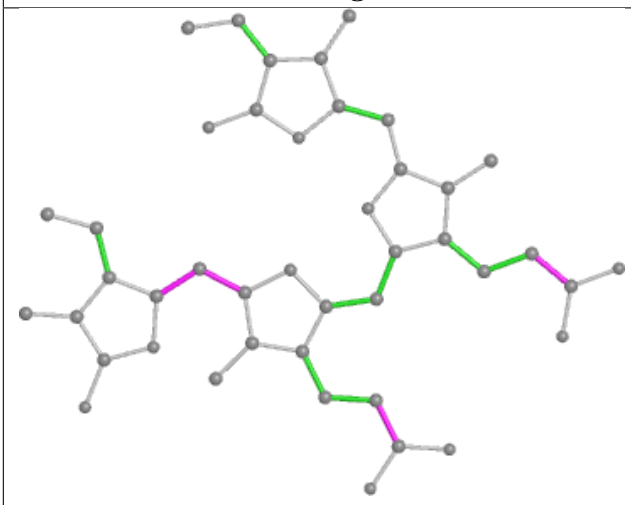

Torsions

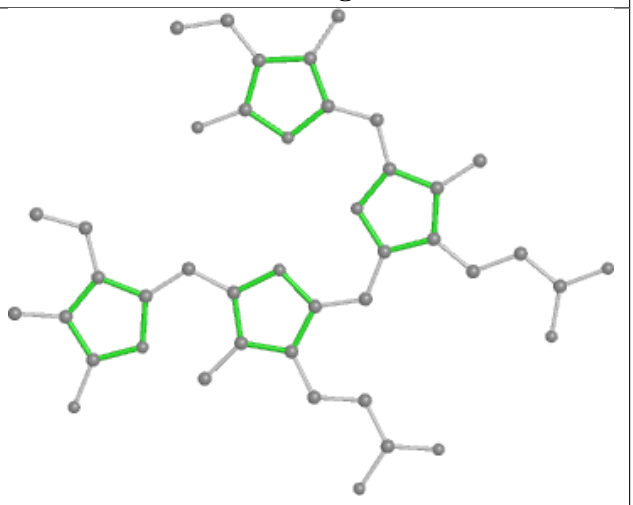

Rings

Ligand PUB p6 203

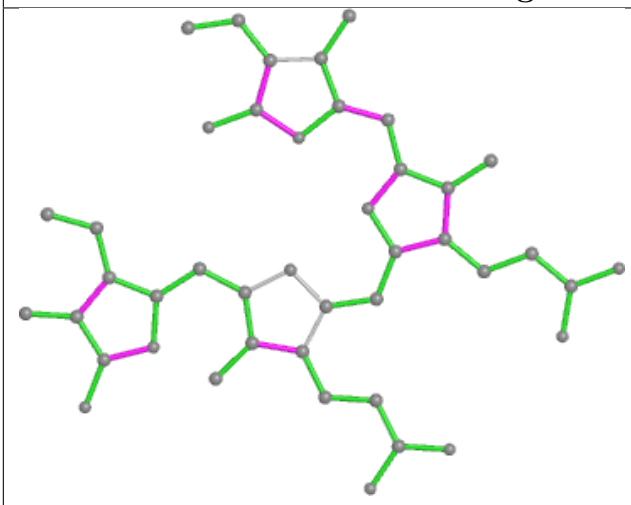

Bond lengths

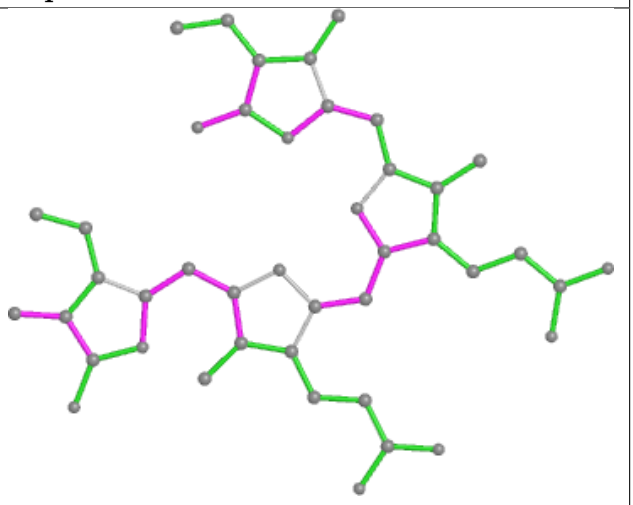

Bond angles

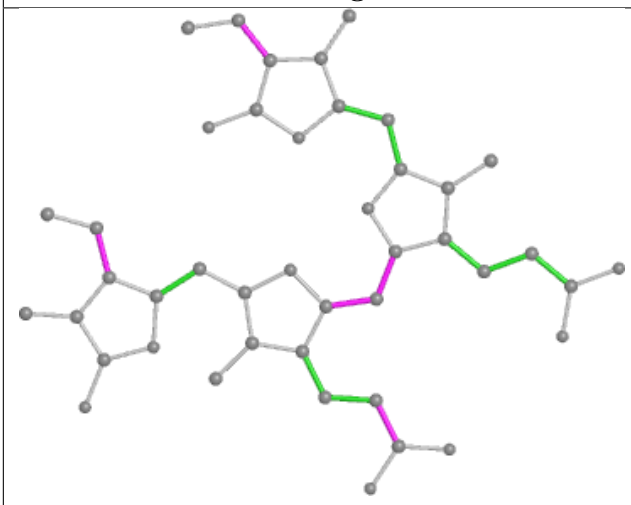

Torsions

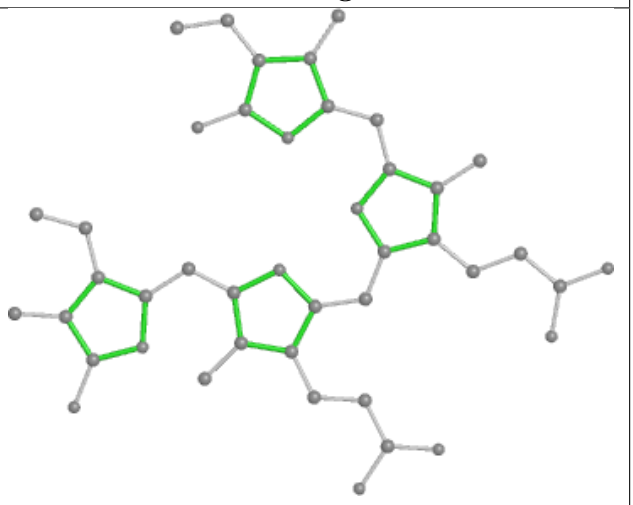

Rings

Ligand PUB bR 202

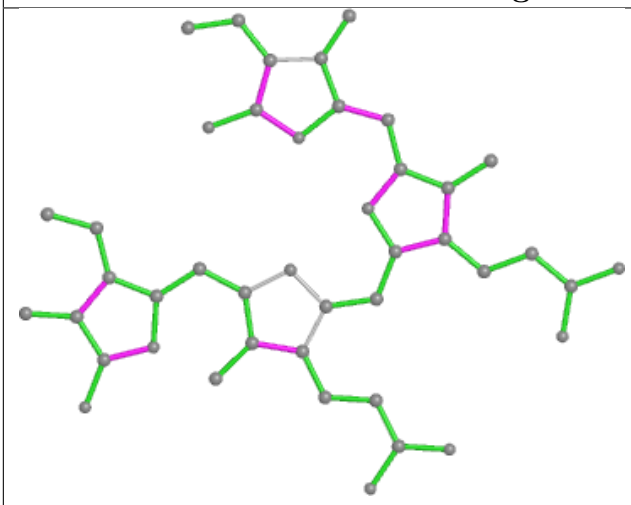

Bond lengths

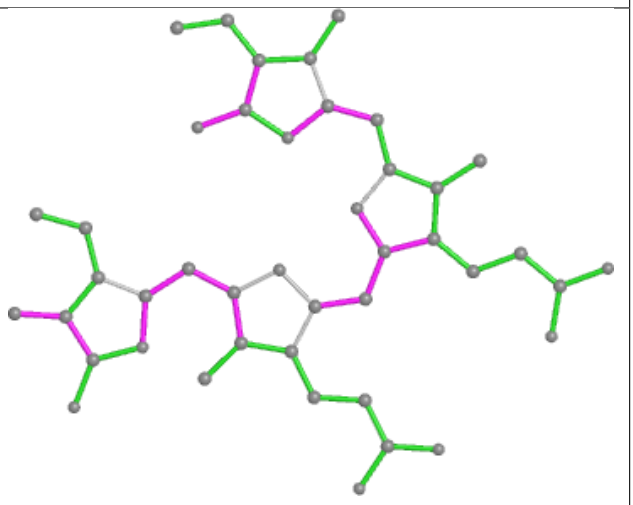

Bond angles

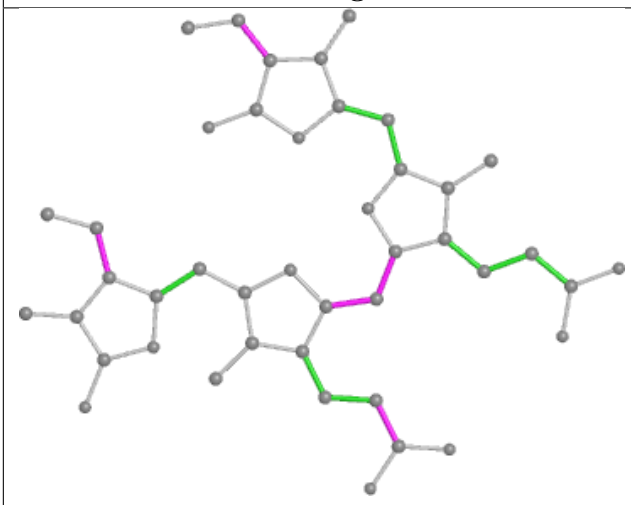

Torsions

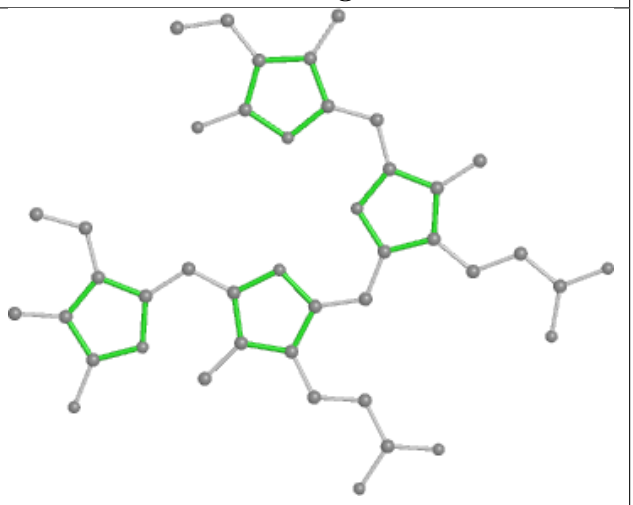

Rings

Ligand PEB a6 201

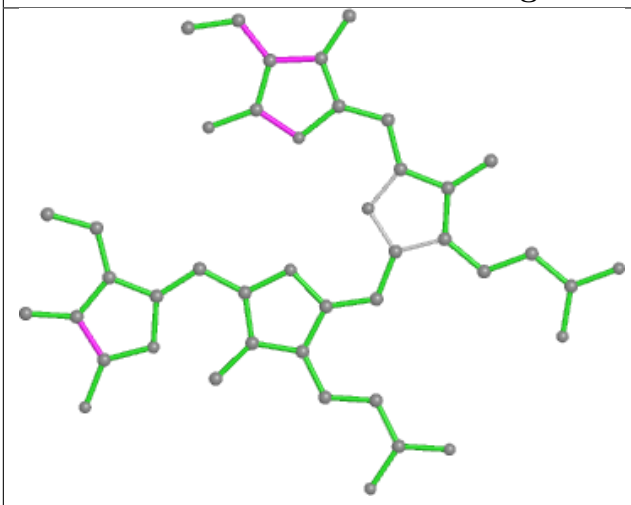

Bond lengths

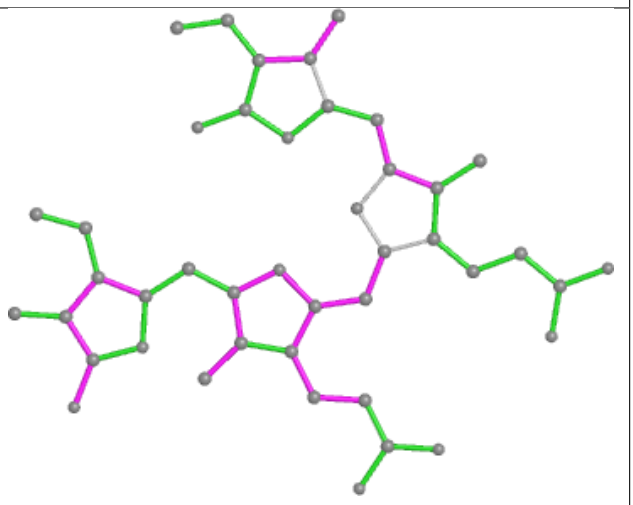

Bond angles

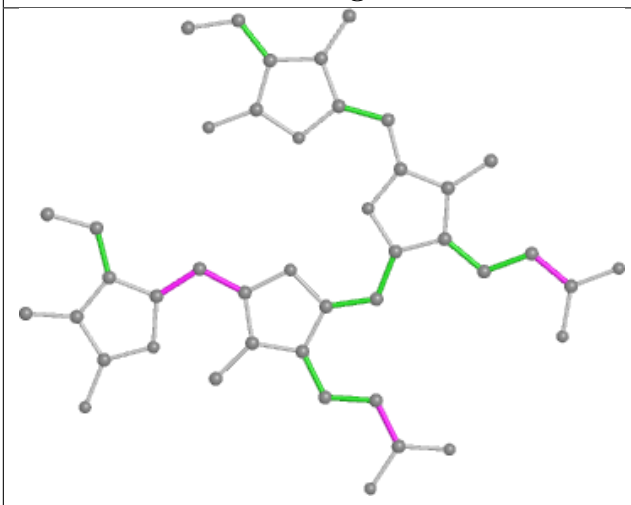

Torsions

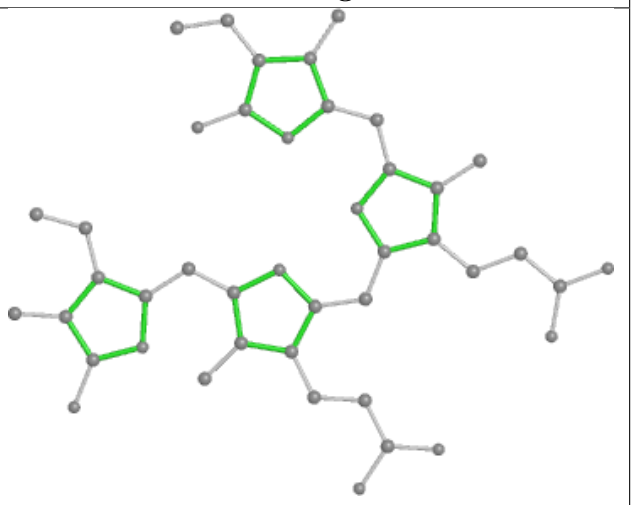

Rings

Ligand PEB l9 201

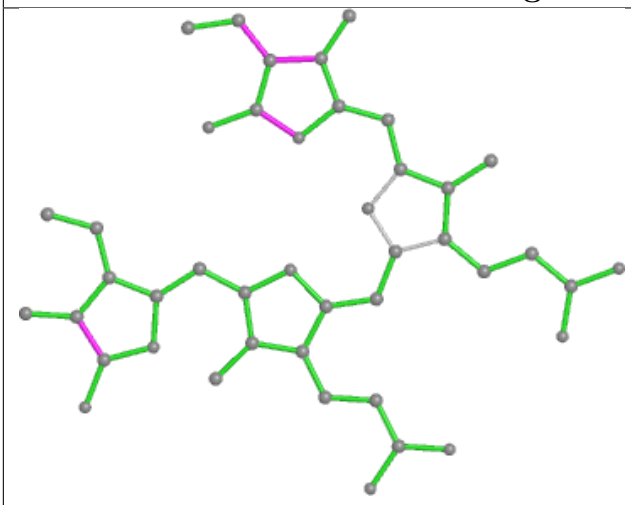

Bond lengths

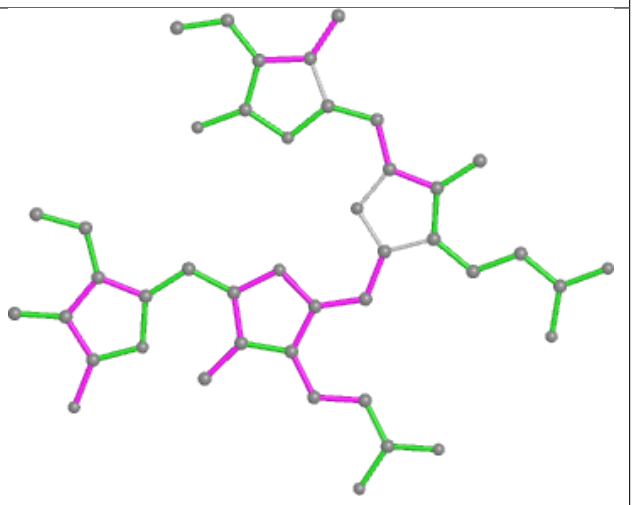

Bond angles

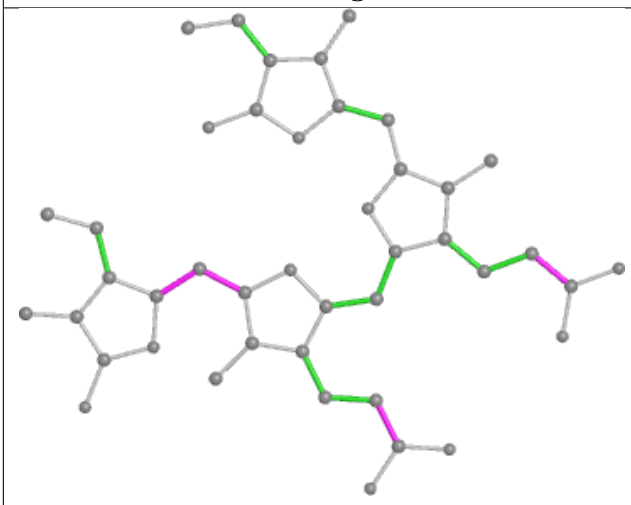

Torsions

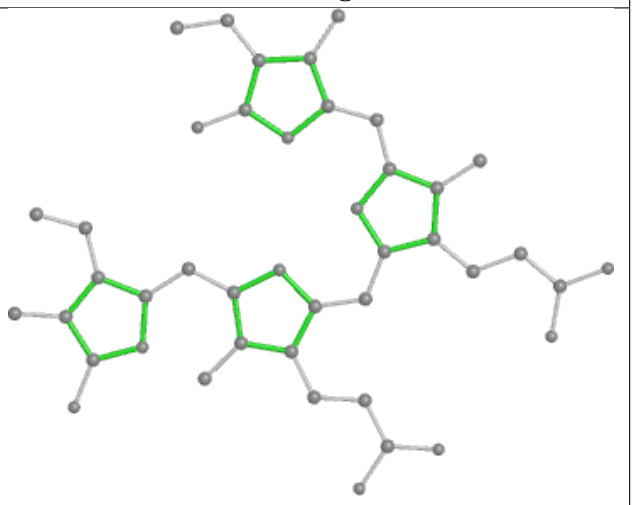

Rings

Ligand PEB P7 201

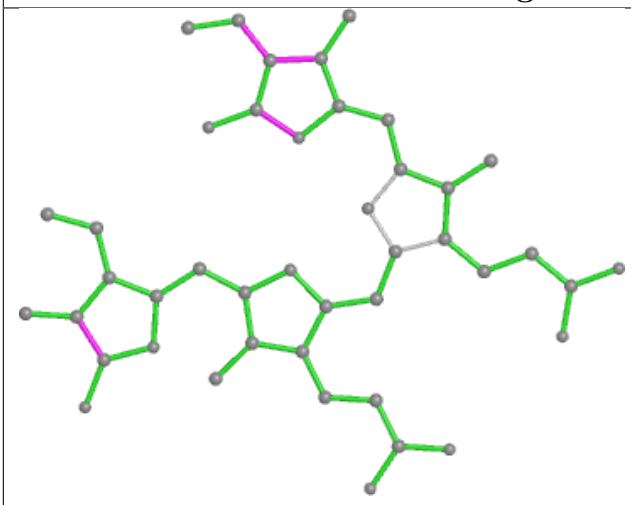

Bond lengths

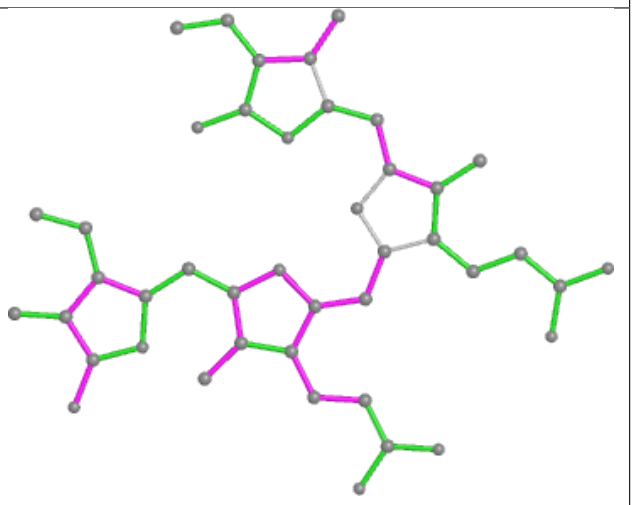

Bond angles

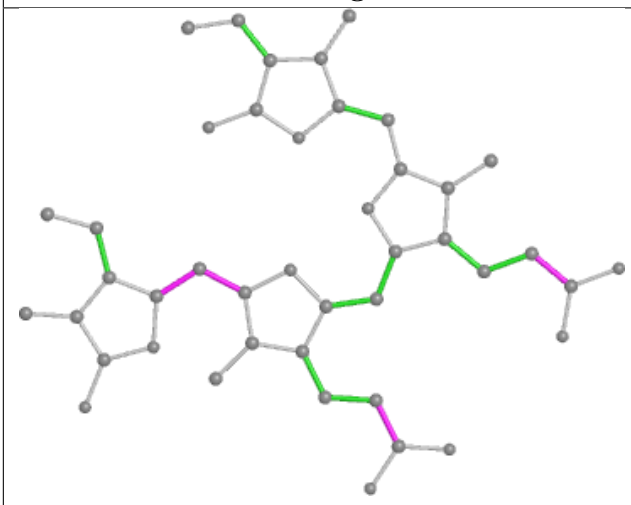

Torsions

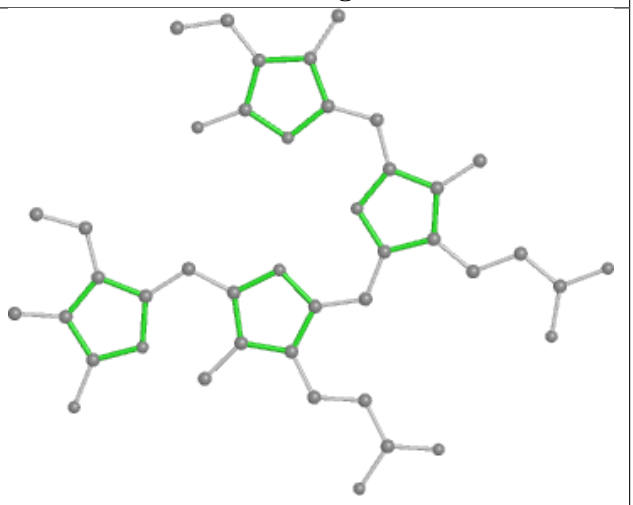

Rings

Ligand PEB ee 201

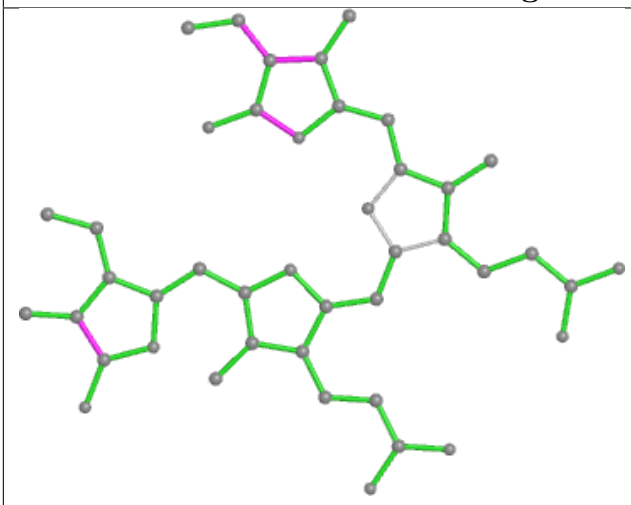

Bond lengths

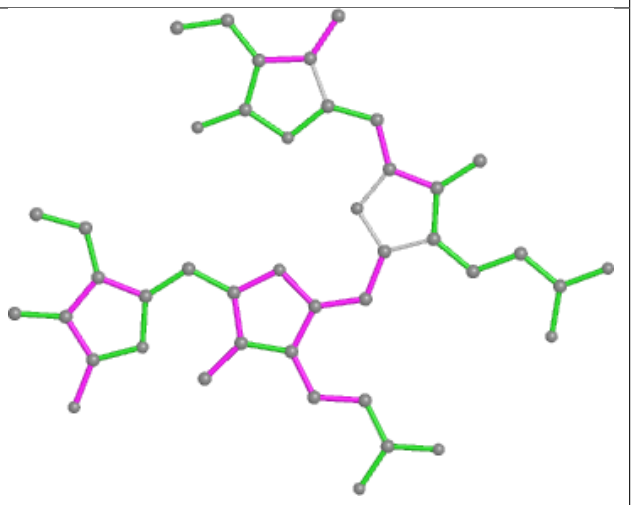

Bond angles

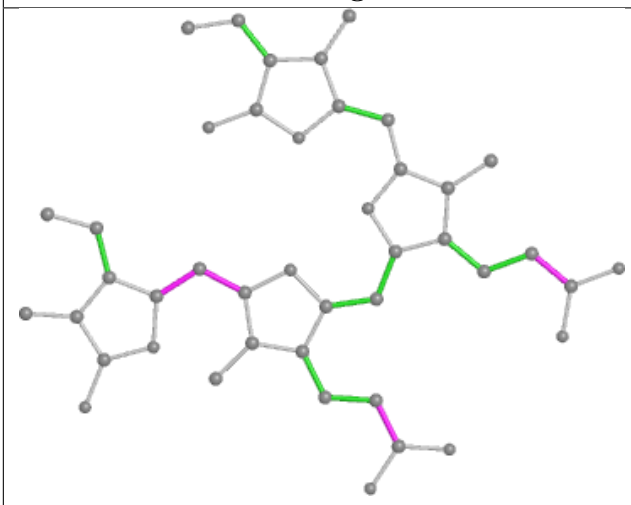

Torsions

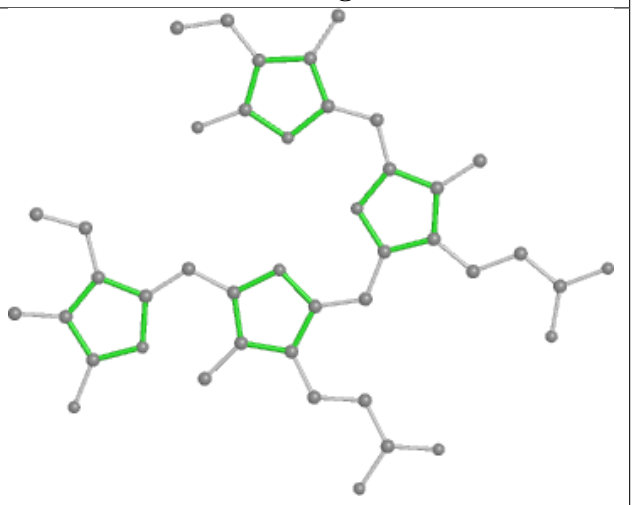

Rings

Ligand PEB U9 201

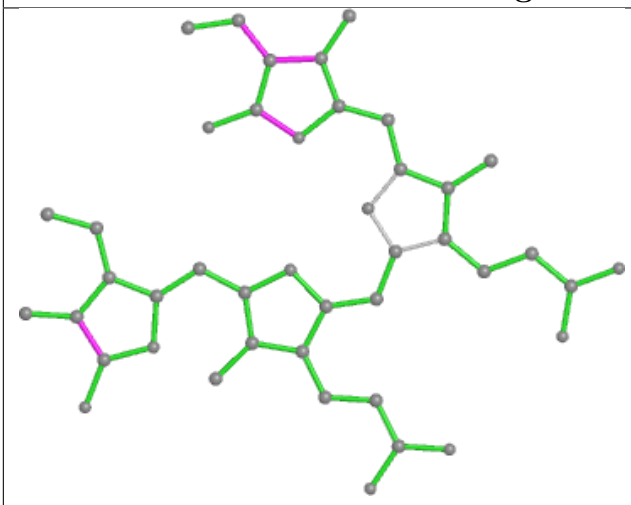

Bond lengths

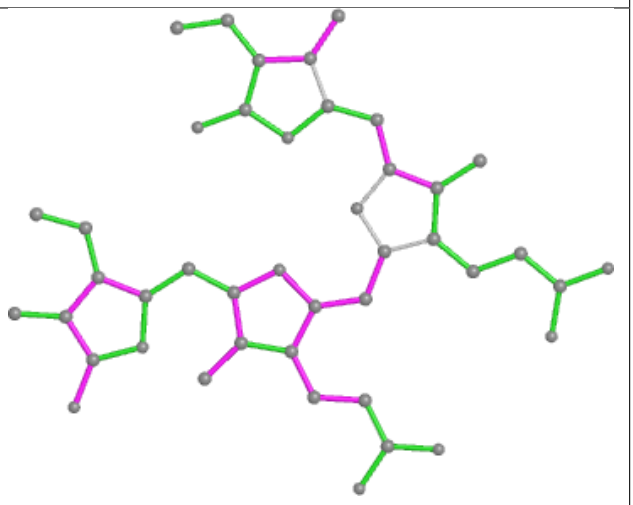

Bond angles

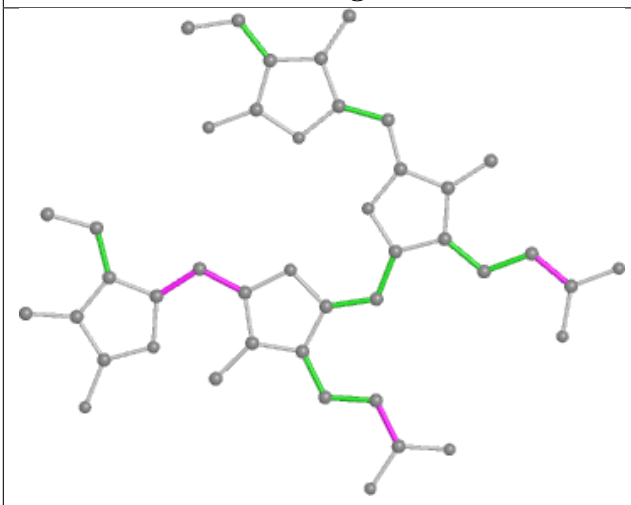

Torsions

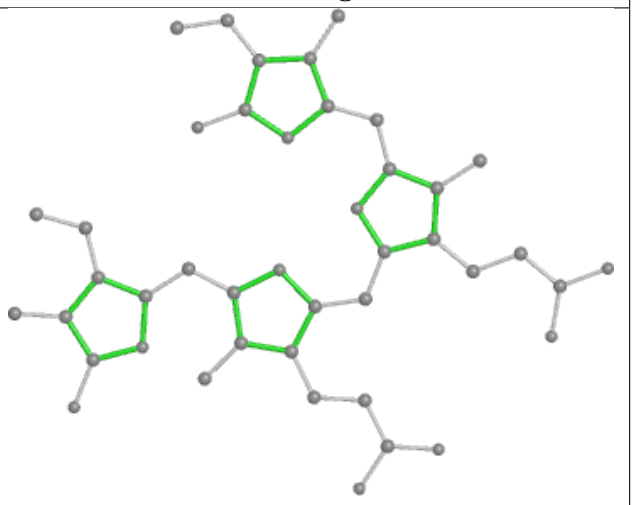

Rings

Ligand PEB fc 202

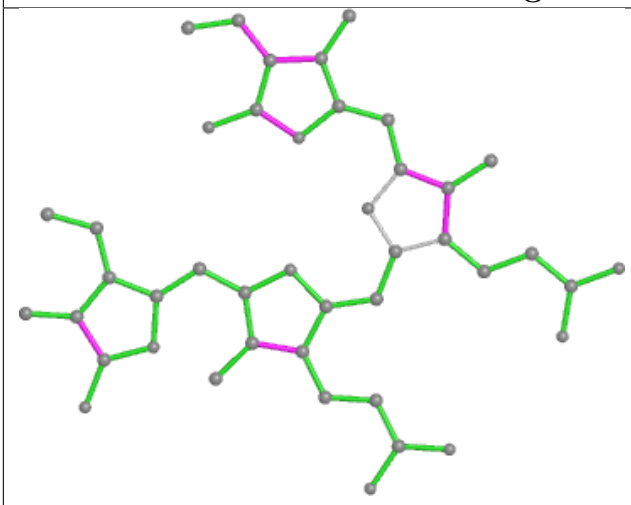

Bond lengths

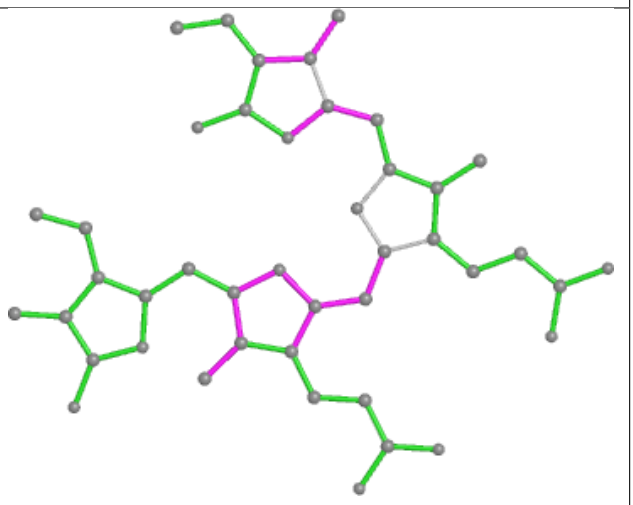

Bond angles

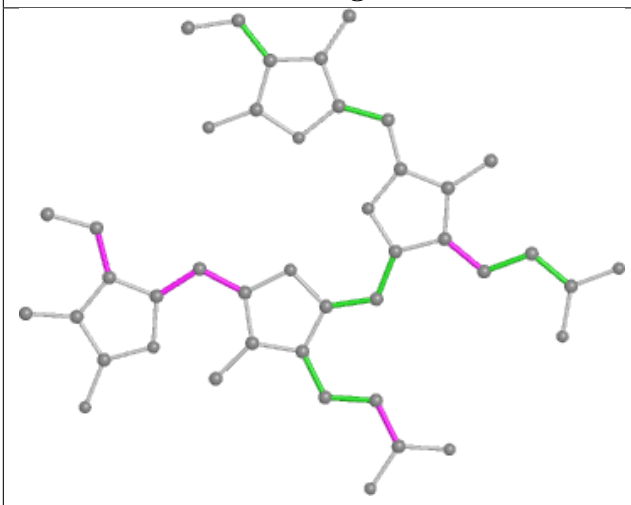

Torsions

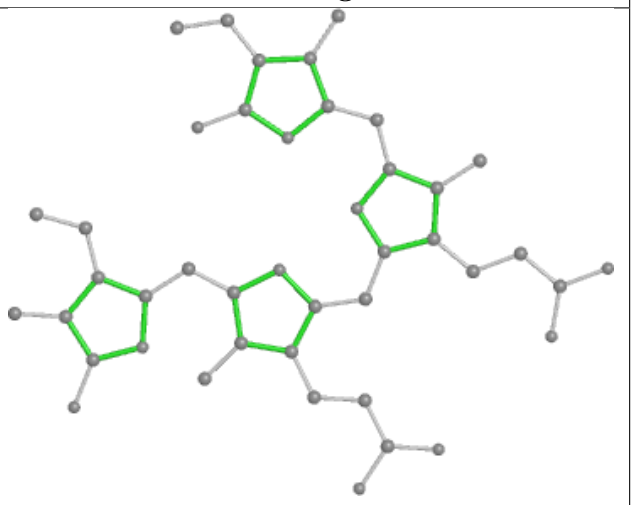

Rings

Ligand PEB t6 201

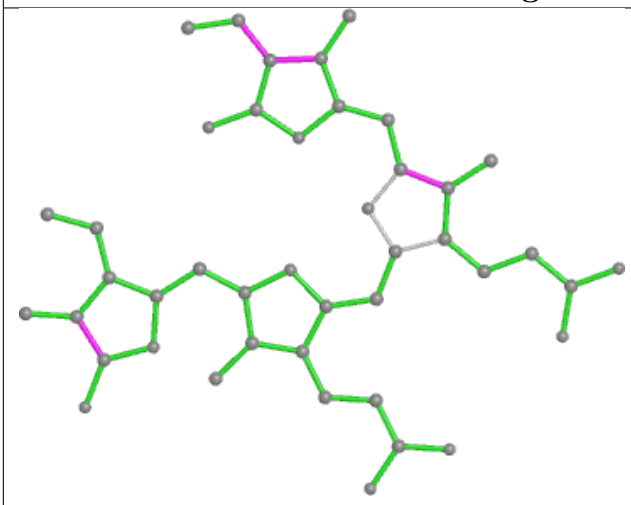

Bond lengths

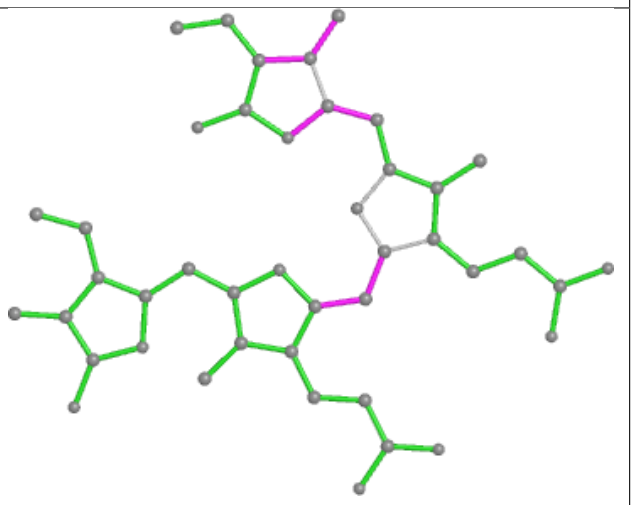

Bond angles

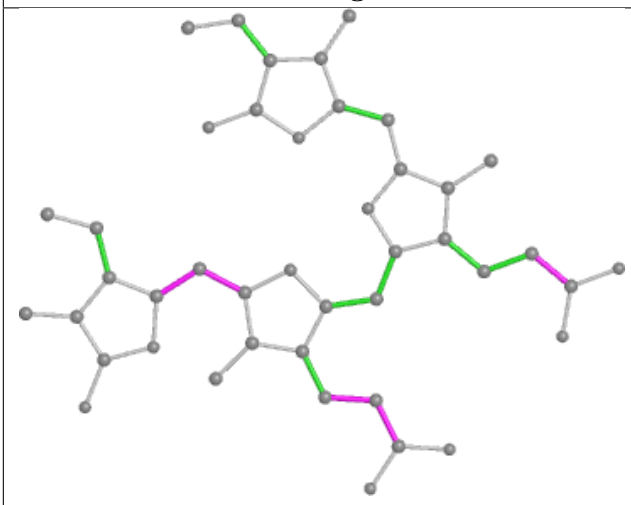

Torsions

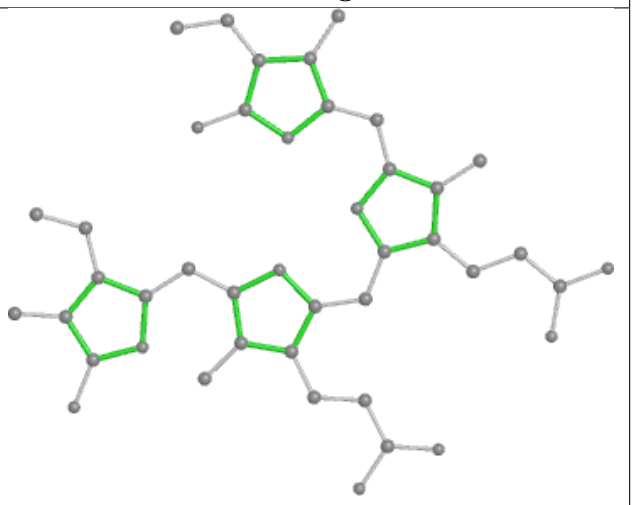

Rings

Ligand PEB aQ 201

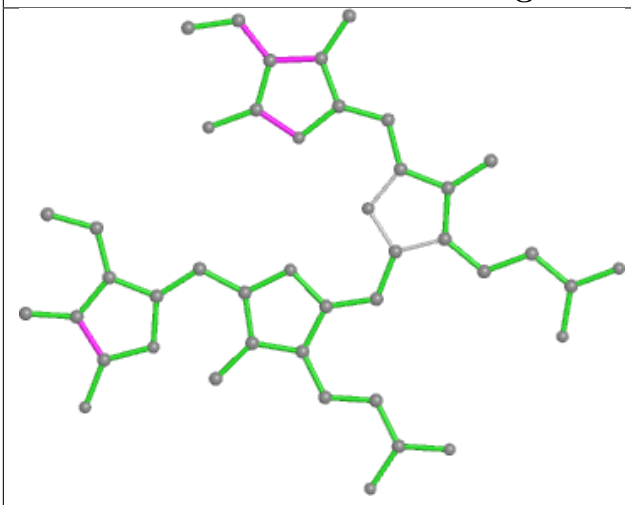

Bond lengths

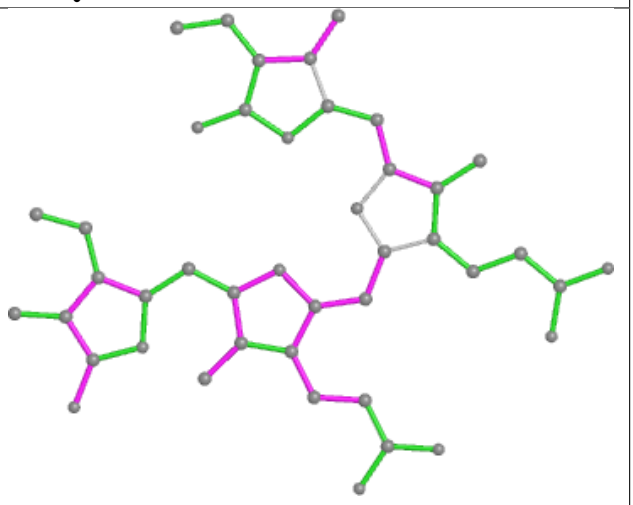

Bond angles

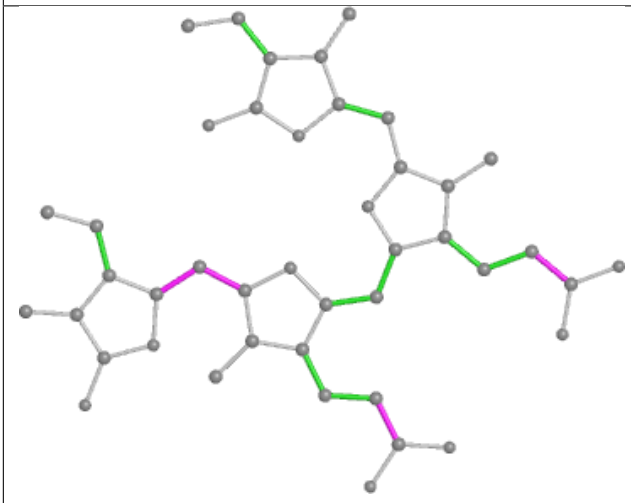

Torsions

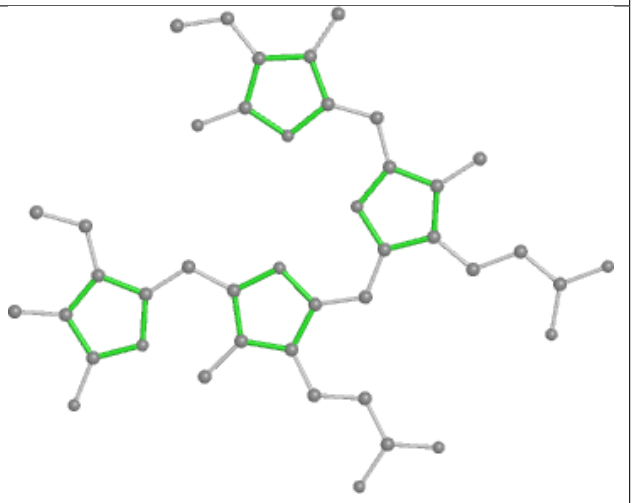

Rings

Ligand PUB iF 1003

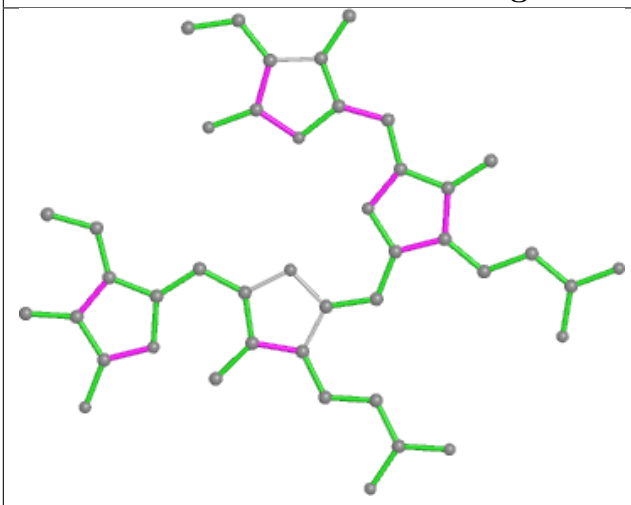

Bond lengths

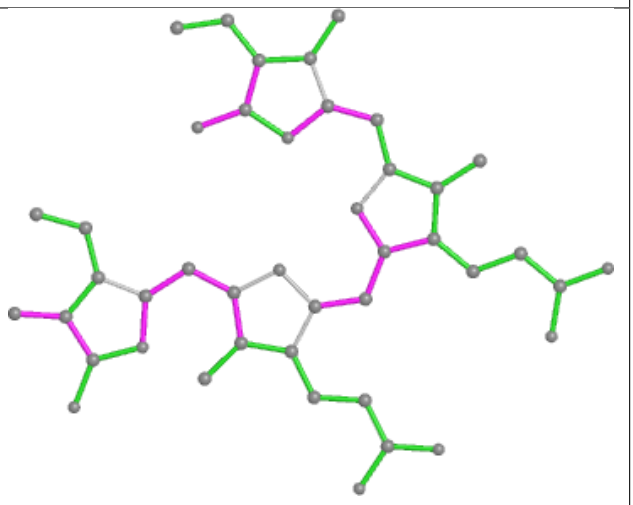

Bond angles

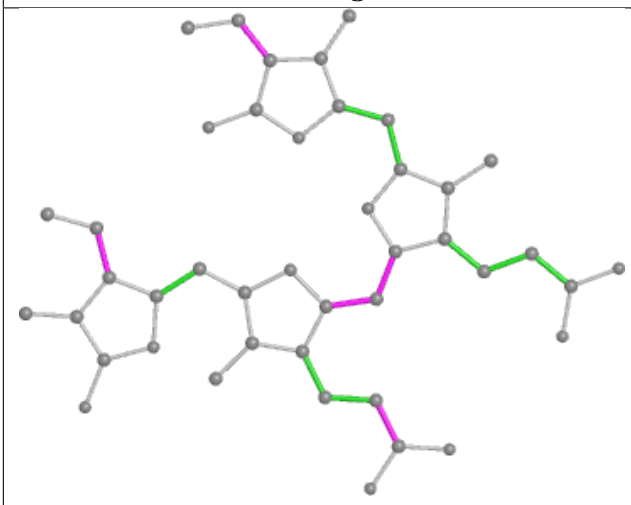

Torsions

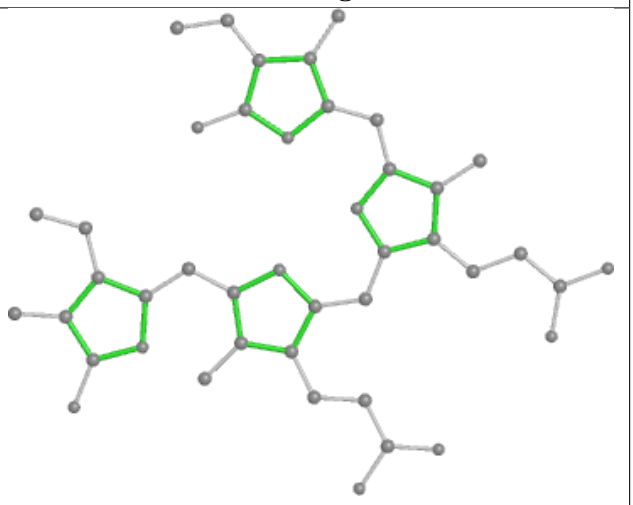

Rings

Ligand PEB t2 202

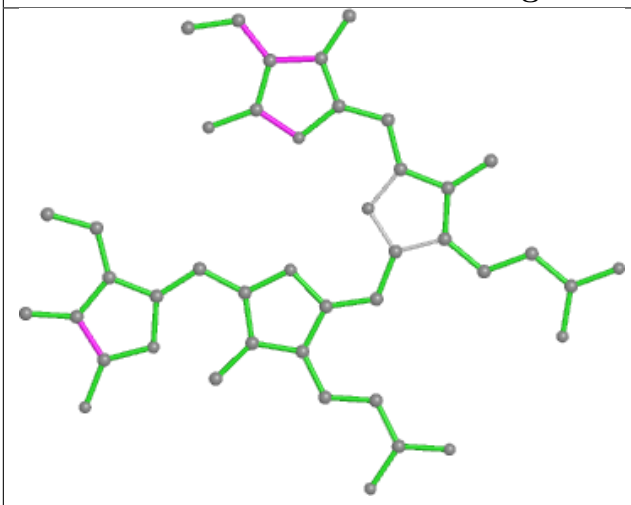

Bond lengths

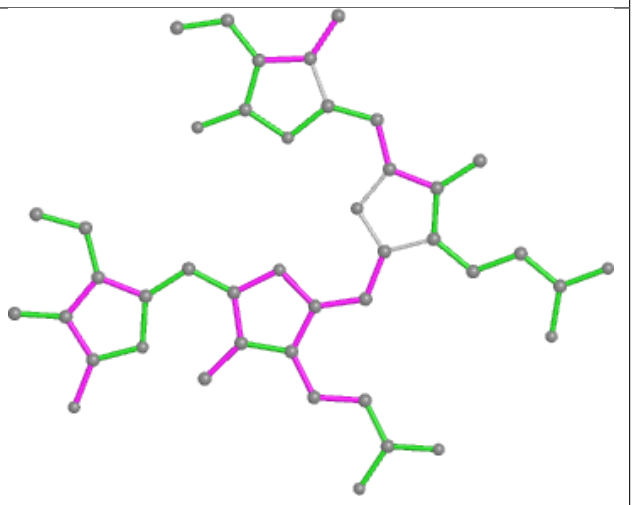

Bond angles

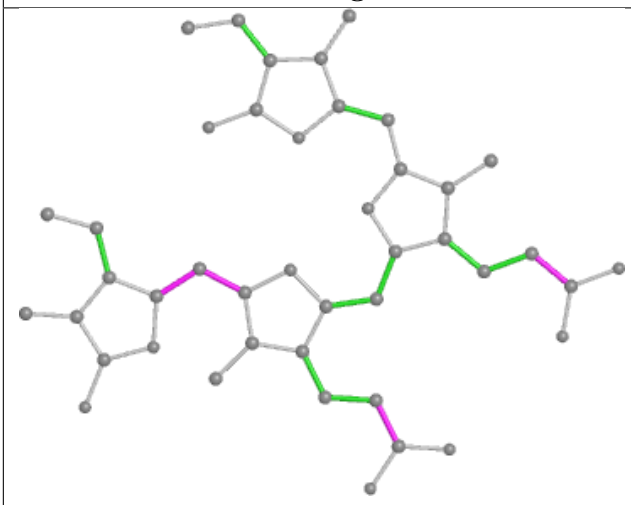

Torsions

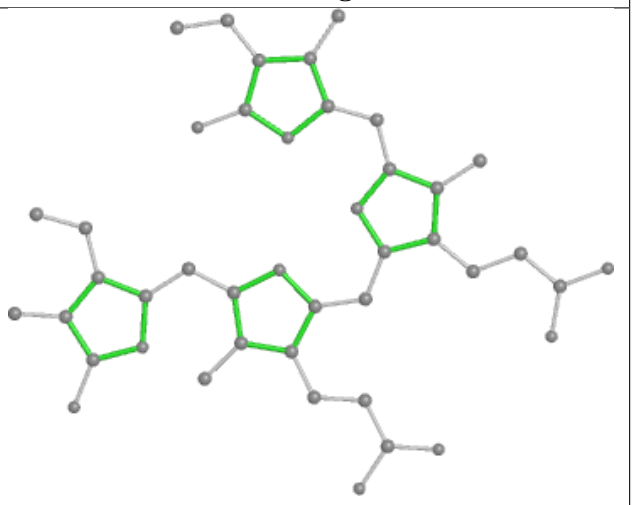

Rings

Ligand PEB D5 202

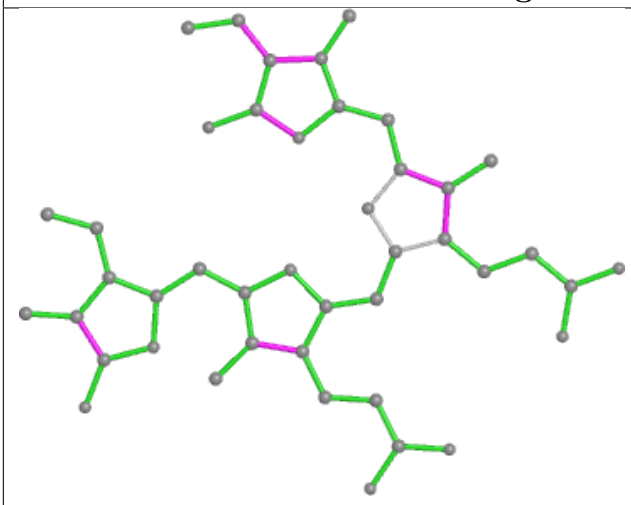

Bond lengths

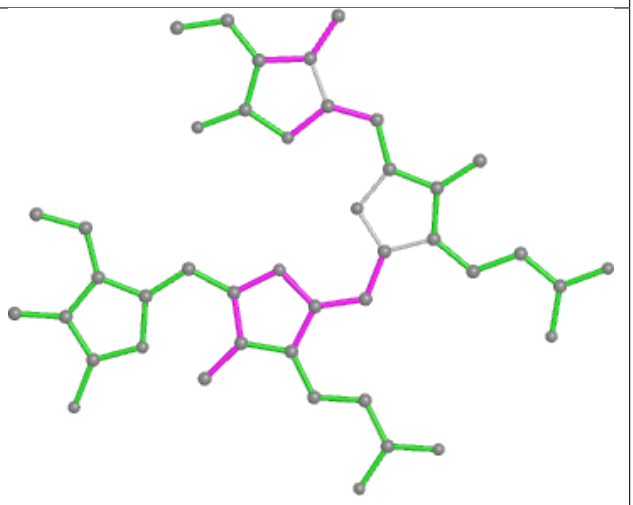

Bond angles

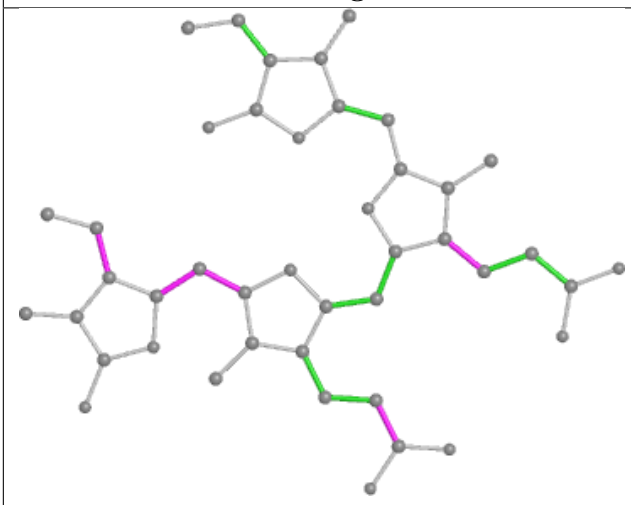

Torsions

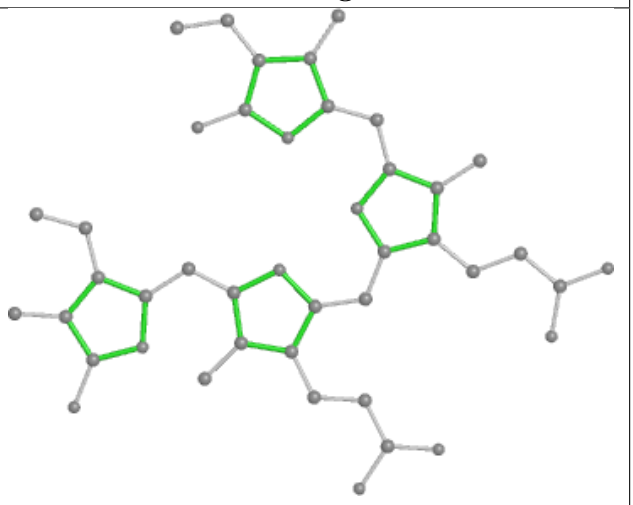

Rings

Ligand PEB w5 202

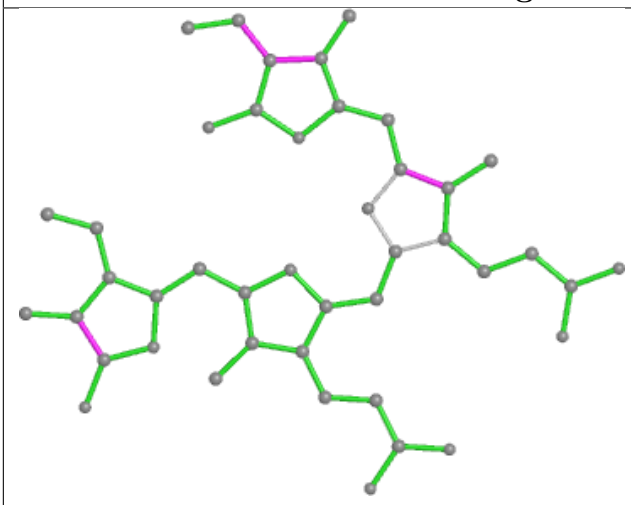

Bond lengths

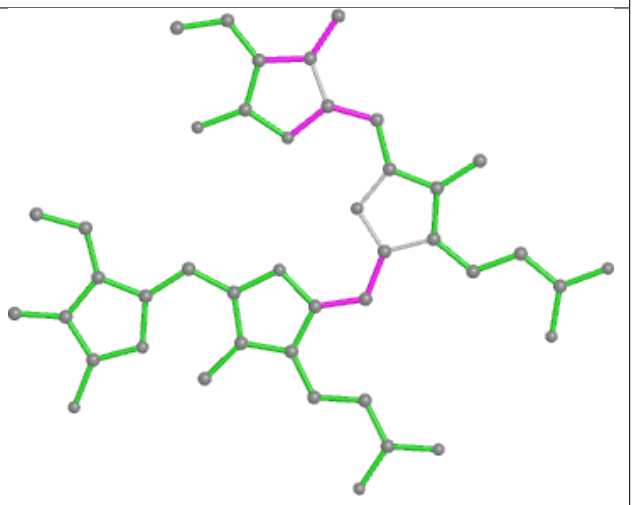

Bond angles

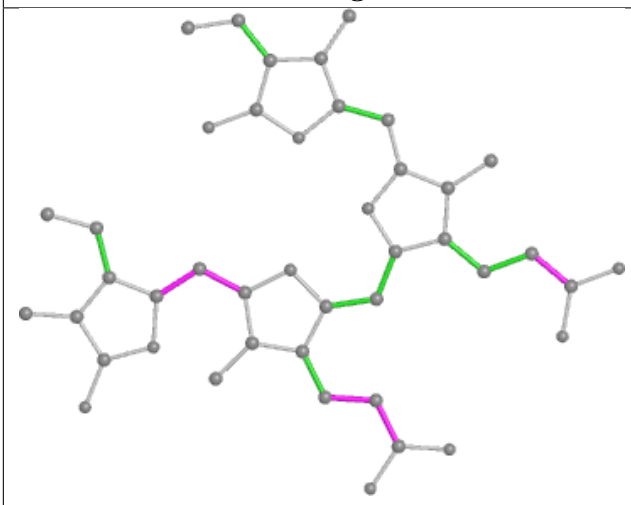

Torsions

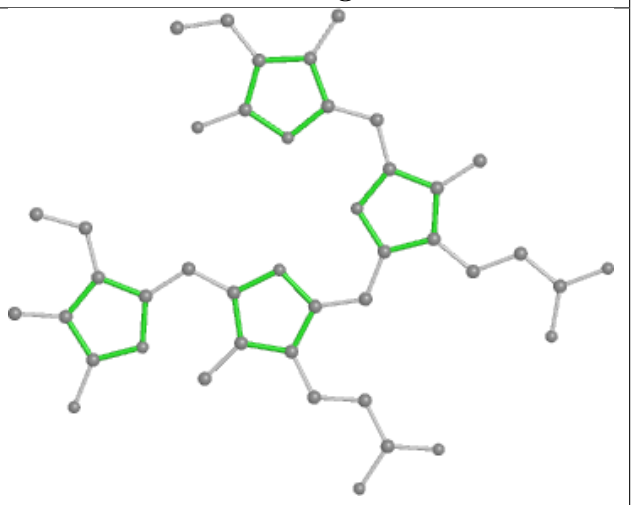

Rings

Ligand PEB dD 202

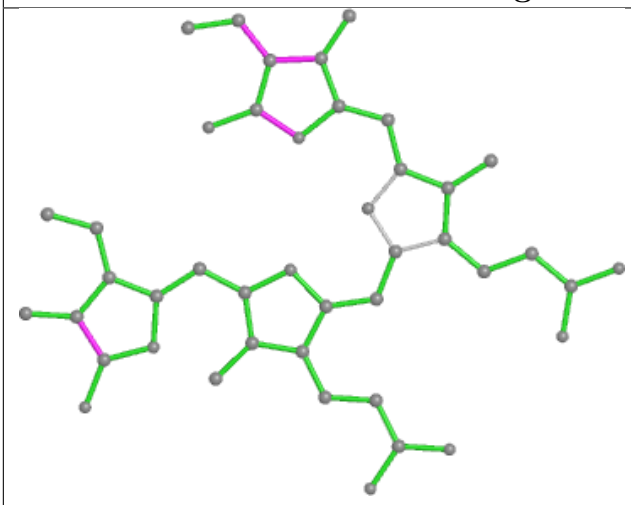

Bond lengths

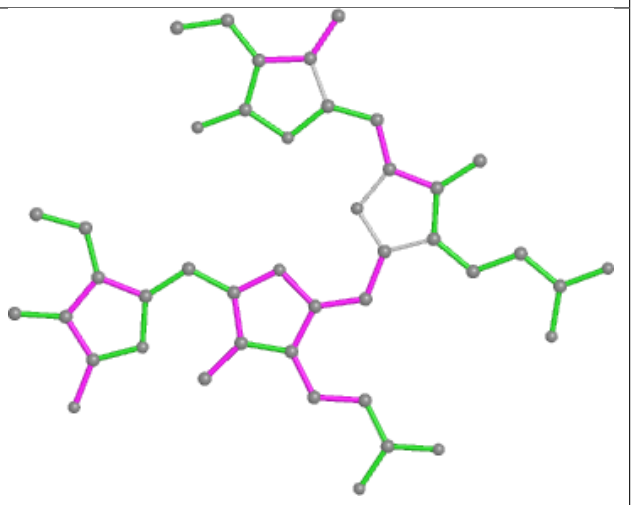

Bond angles

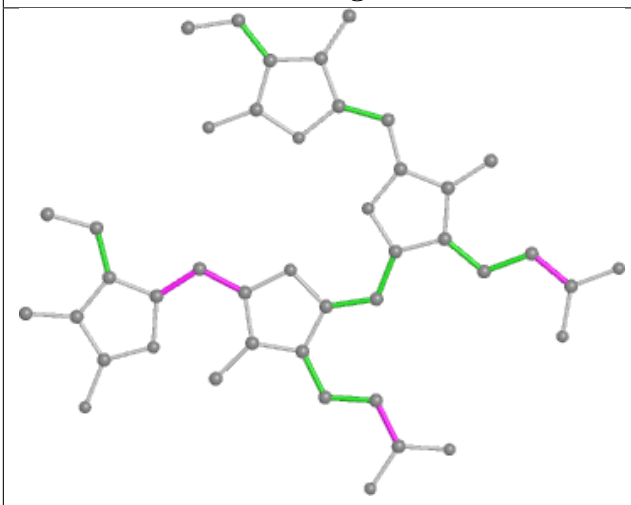

Torsions

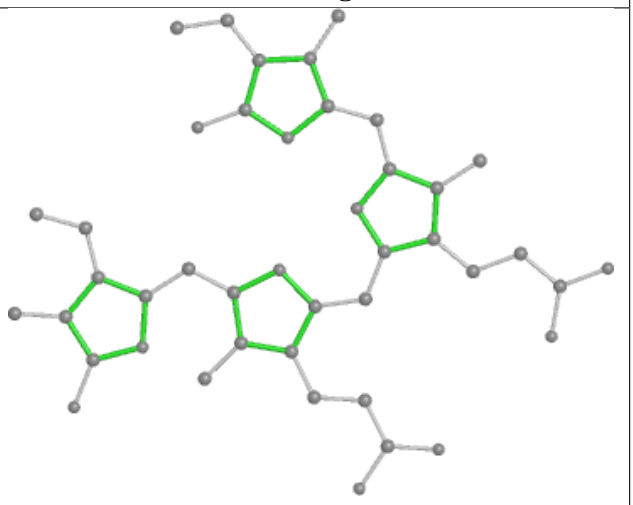

Rings

Ligand PUB lv 202

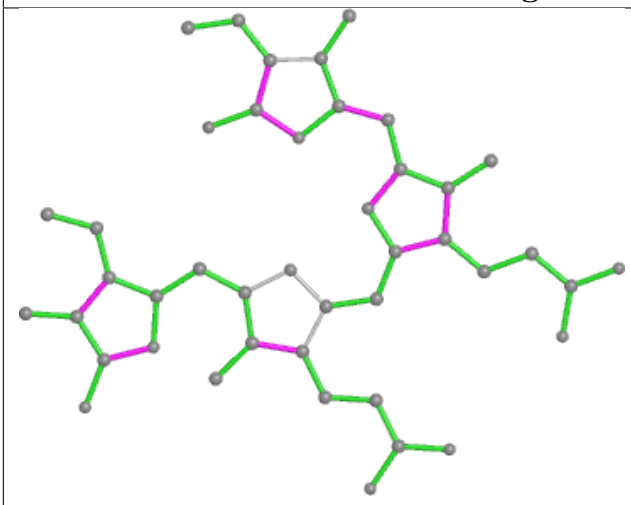

Bond lengths

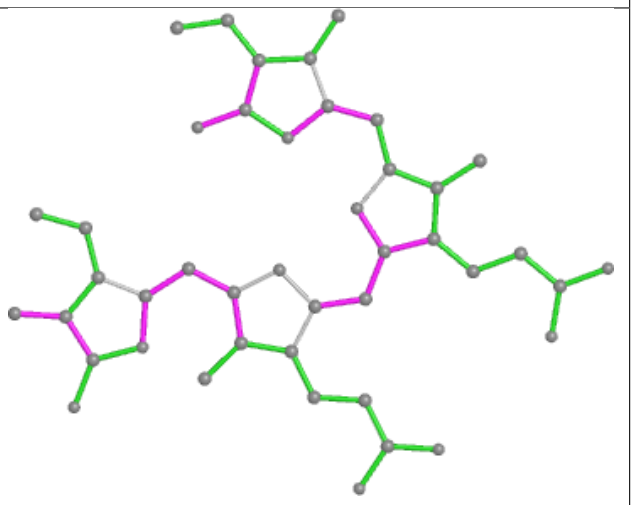

Bond angles

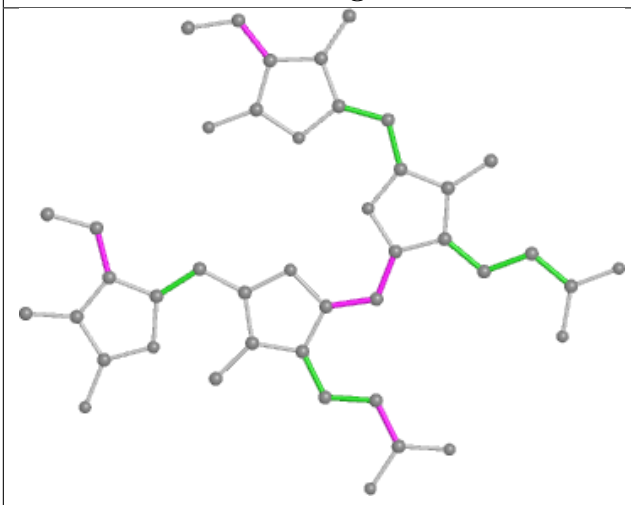

Torsions

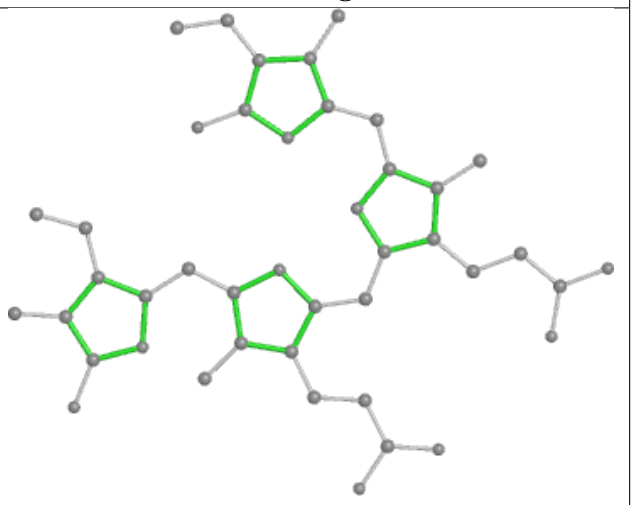

Rings

Ligand PEB z4 201

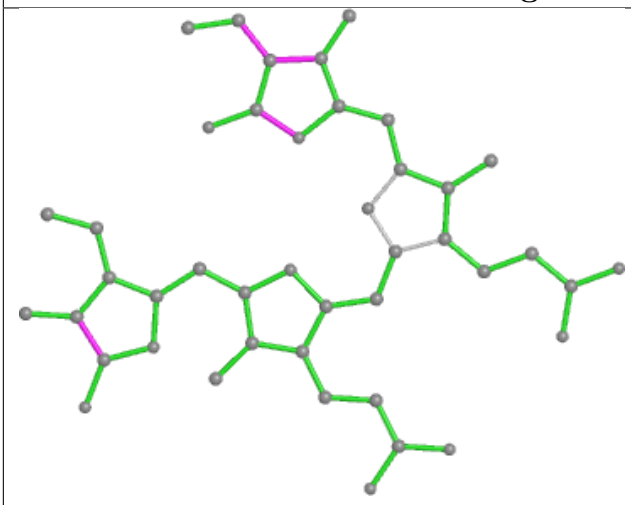

Bond lengths

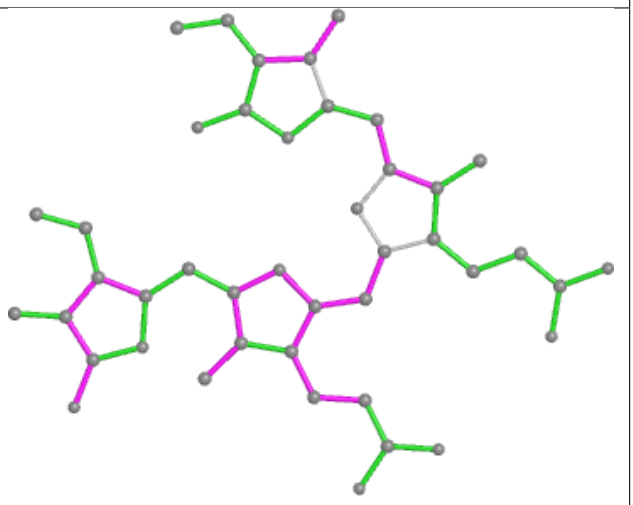

Bond angles

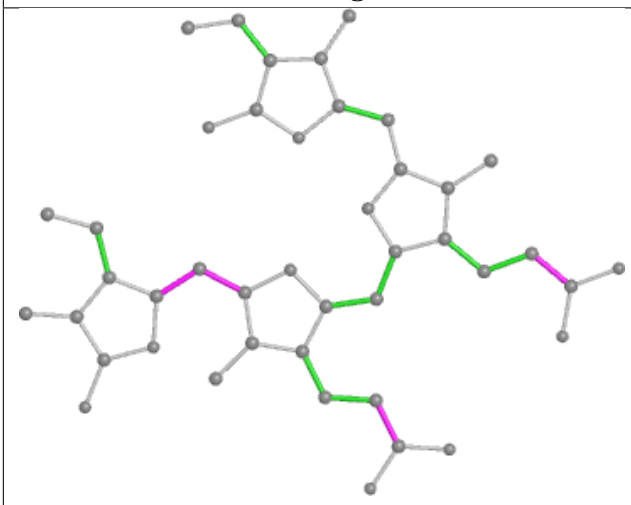

Torsions

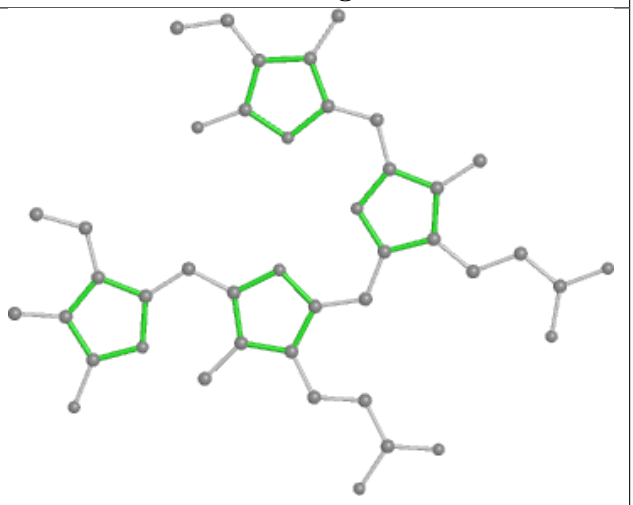

Rings

Ligand PEB cF 201

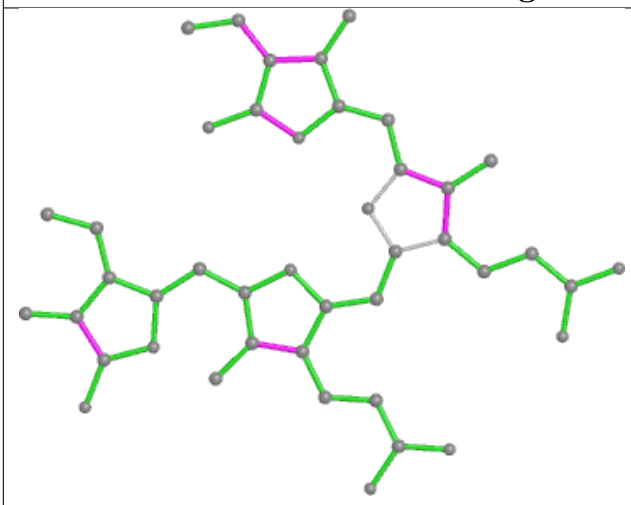

Bond lengths

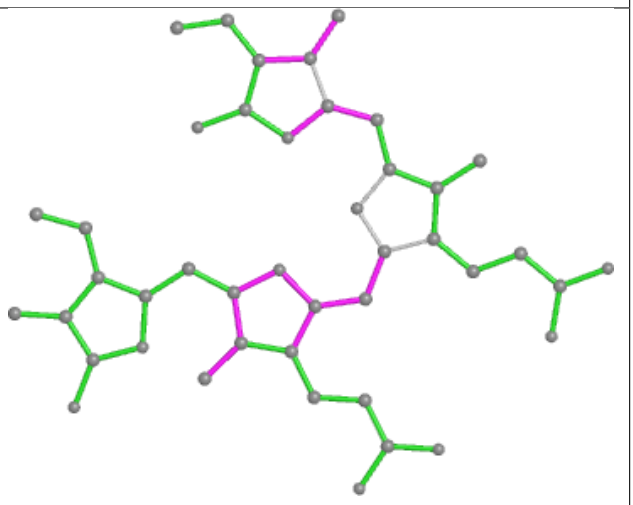

Bond angles

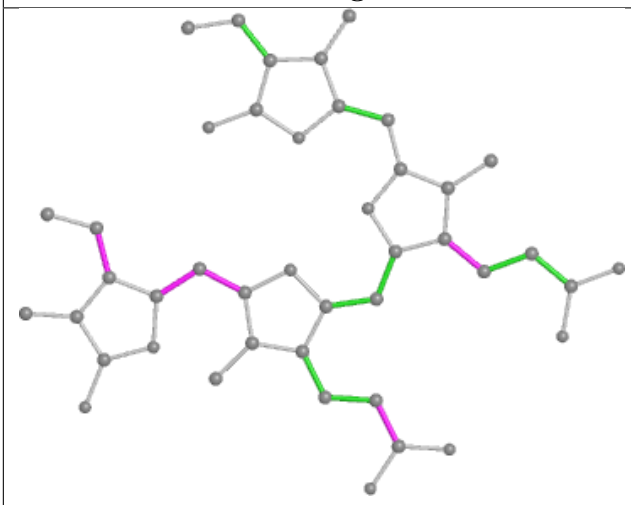

Torsions

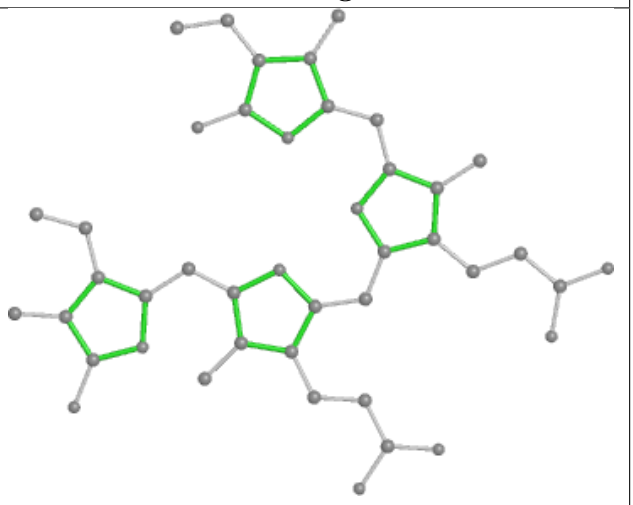

Rings

Ligand PEB L4 201

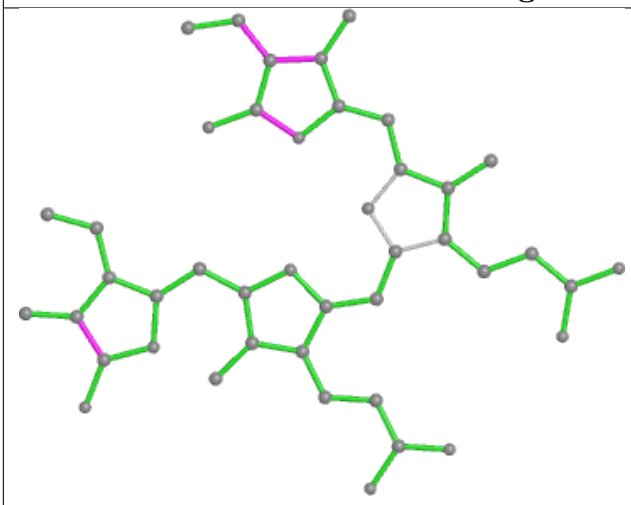

Bond lengths

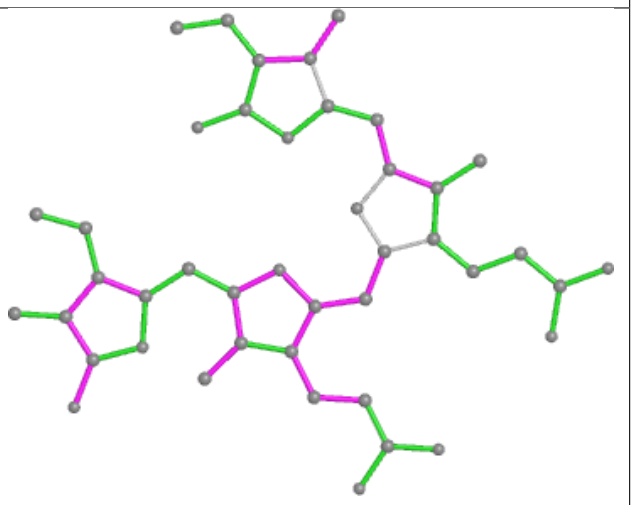

Bond angles

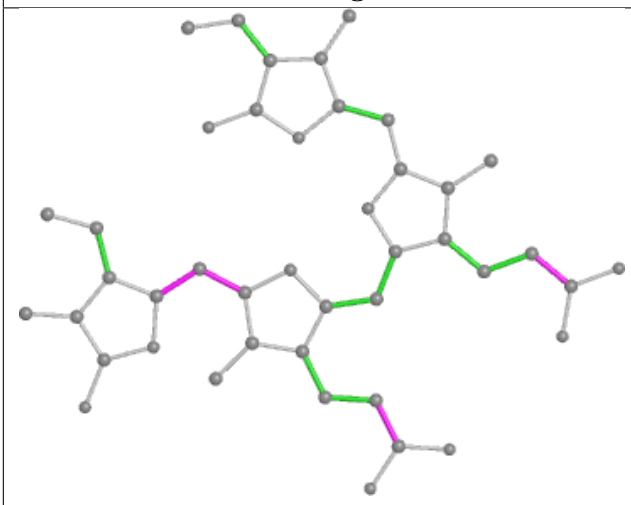

Torsions

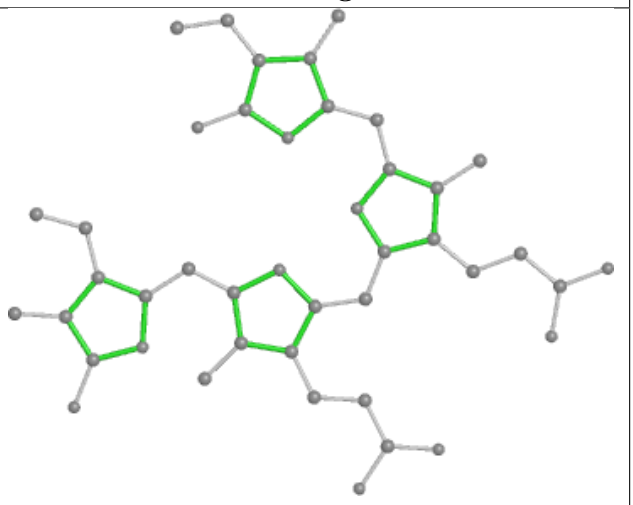

Rings

Ligand PEB u2 202

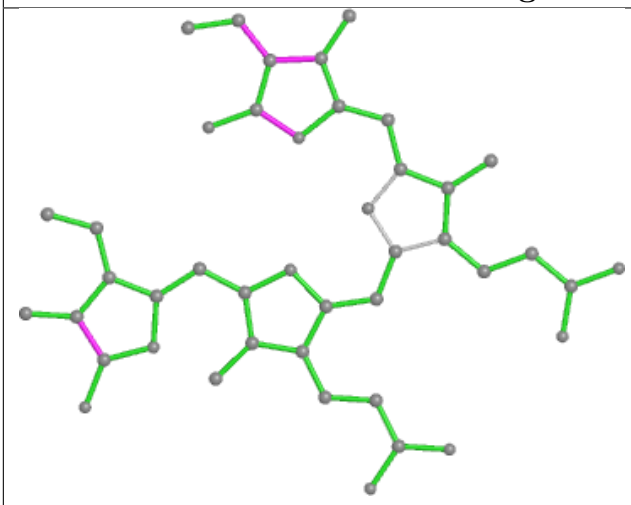

Bond lengths

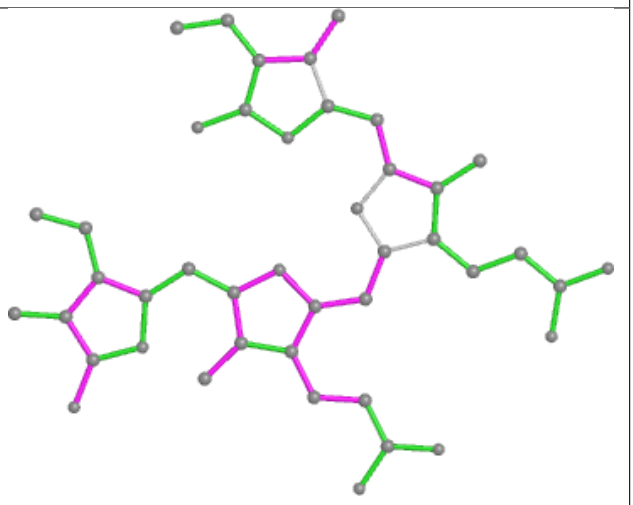

Bond angles

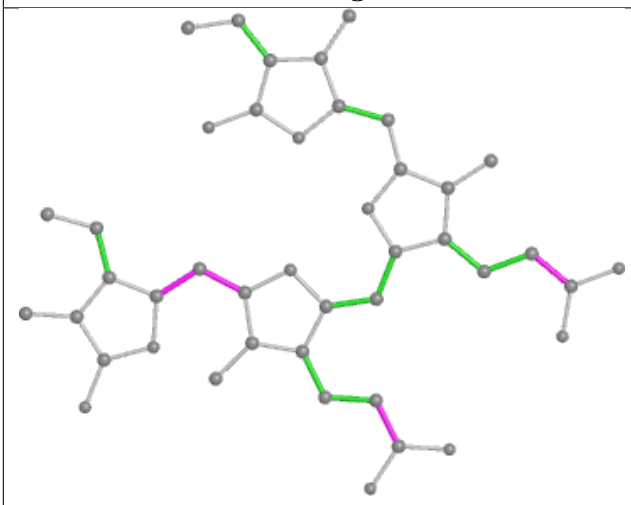

Torsions

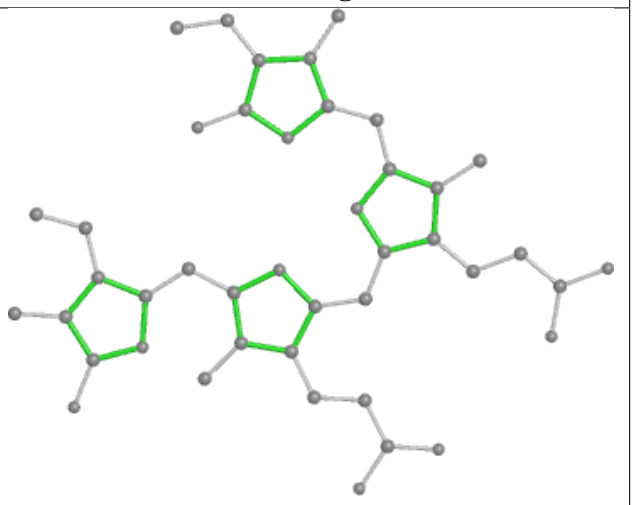

Rings

Ligand PEB B2 502

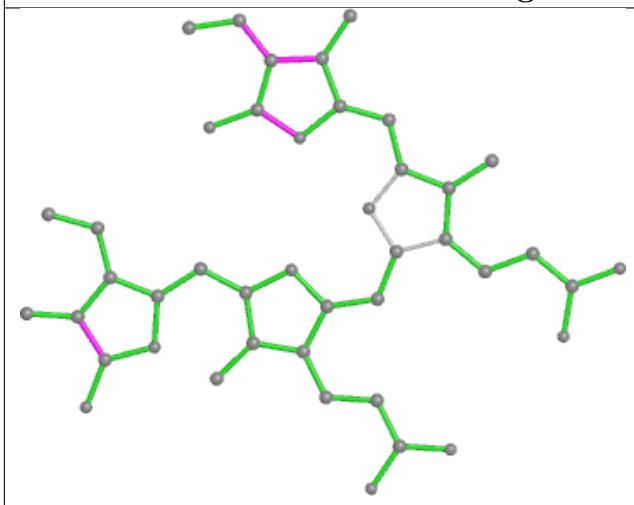

Bond lengths

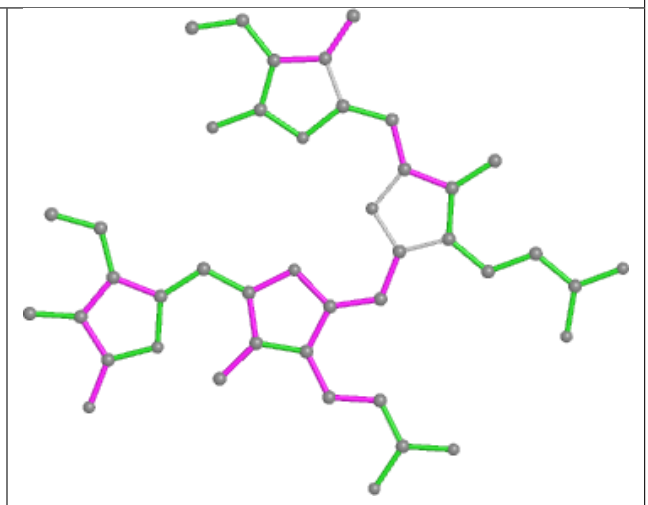

Bond angles

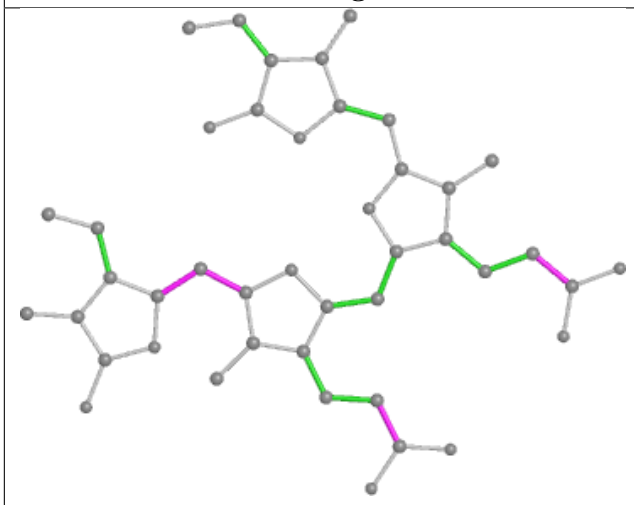

Torsions

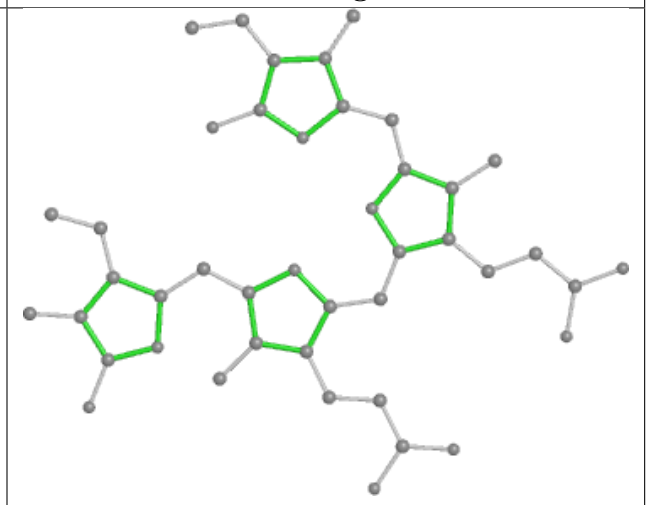

Rings

Ligand PEB f3 201

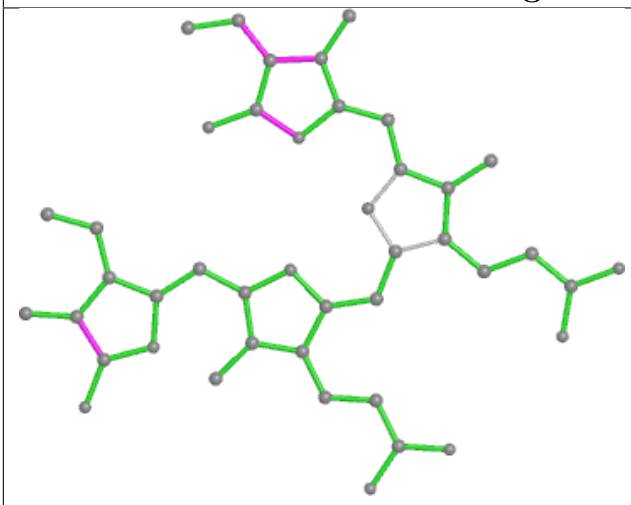

Bond lengths

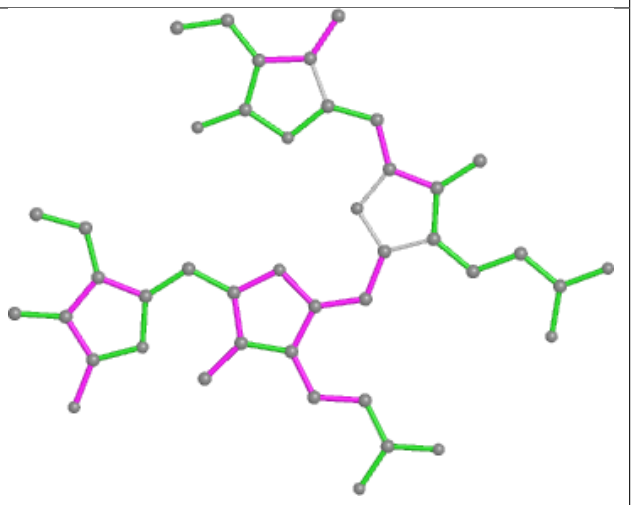

Bond angles

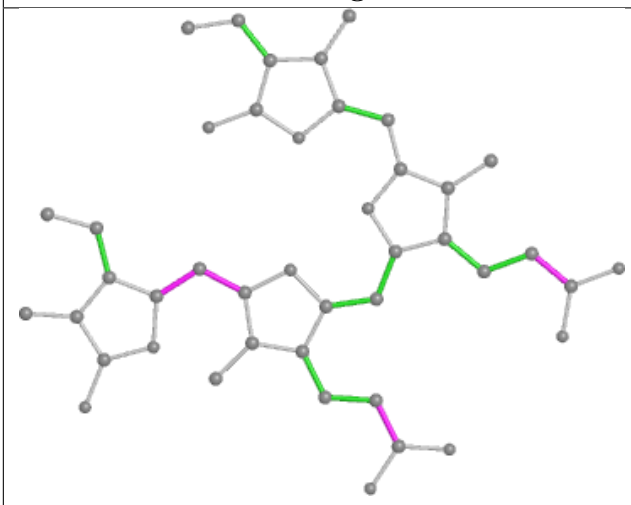

Torsions

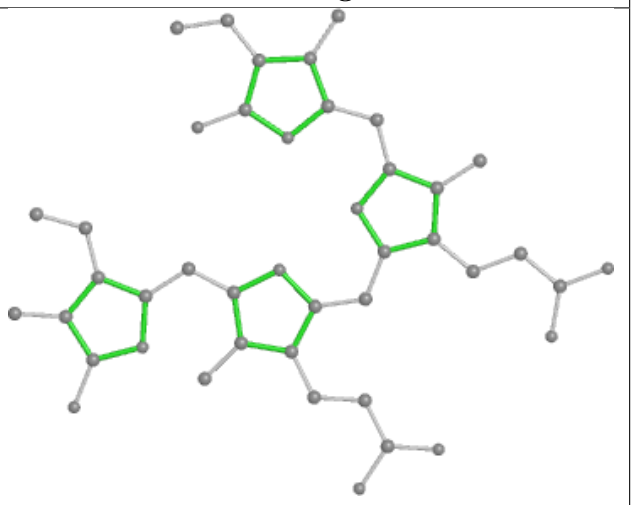

Rings

Ligand PEB gy 301

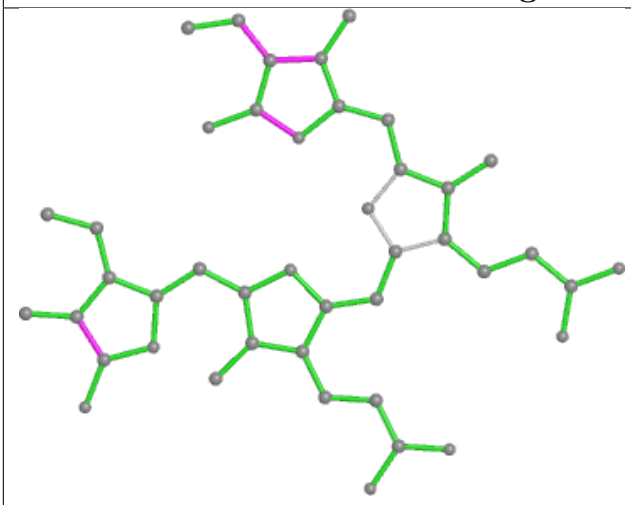

Bond lengths

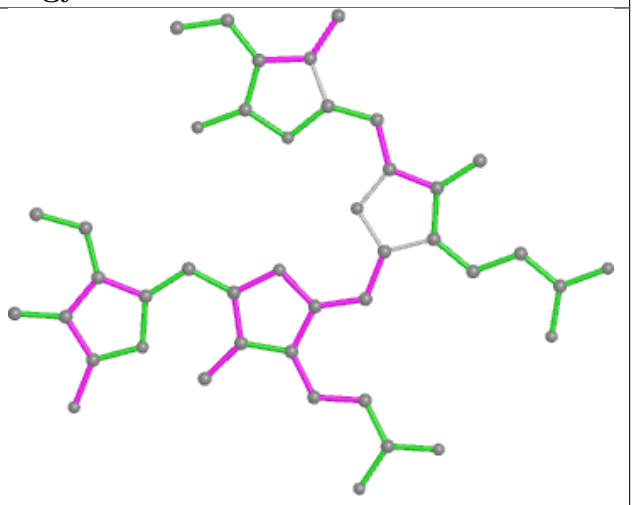

Bond angles

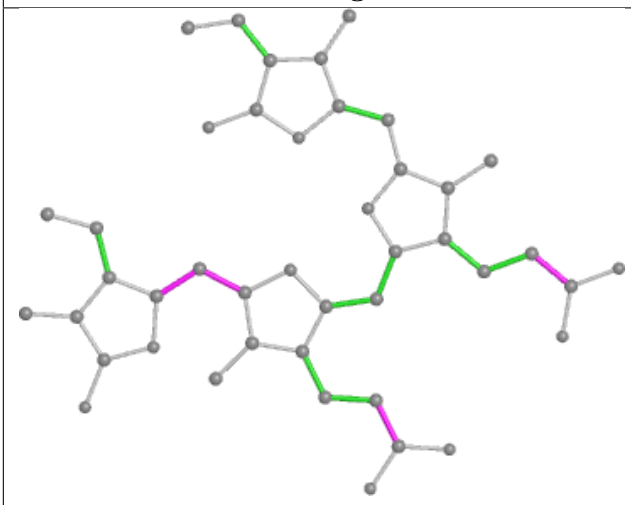

Torsions

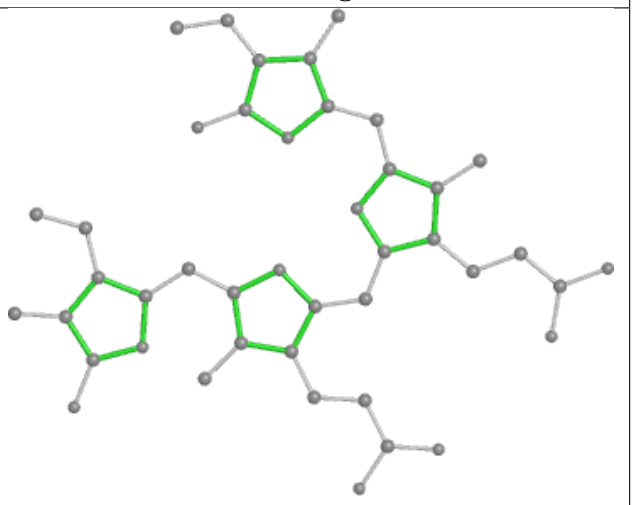

Rings

Ligand CYC j1 201

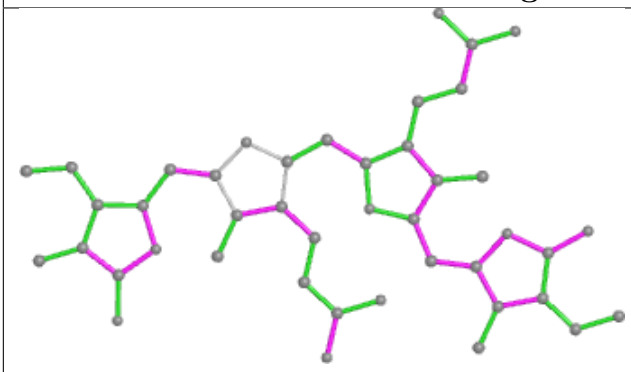

Bond lengths

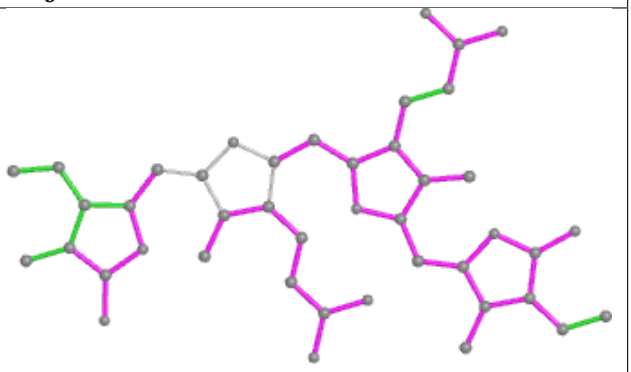

Bond angles

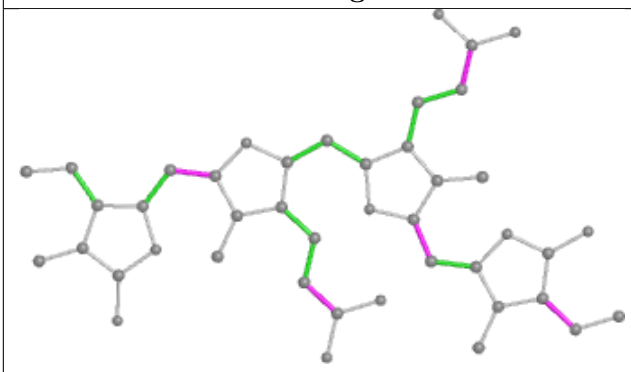

Torsions

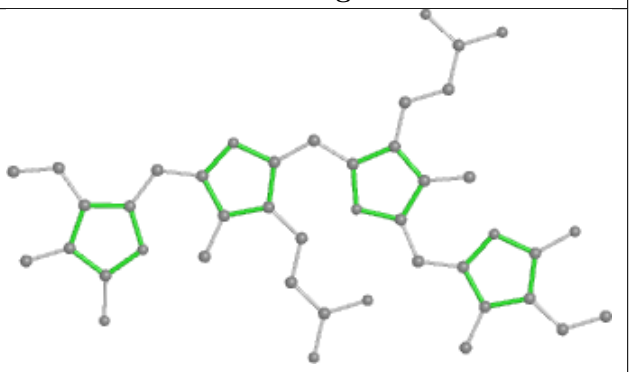

Rings

Ligand PEB M6 1001

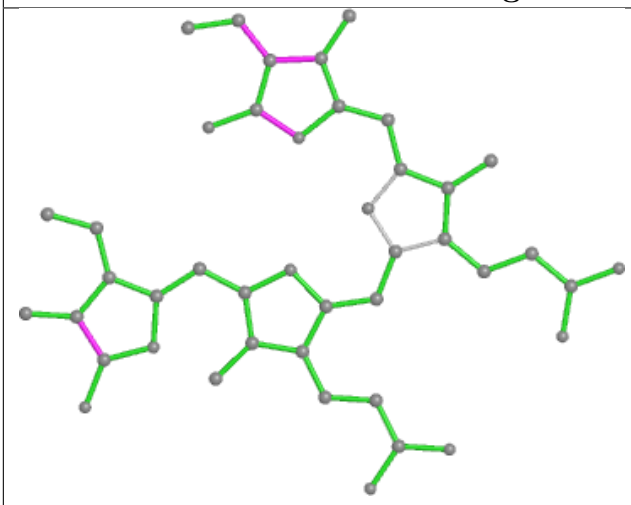

Bond lengths

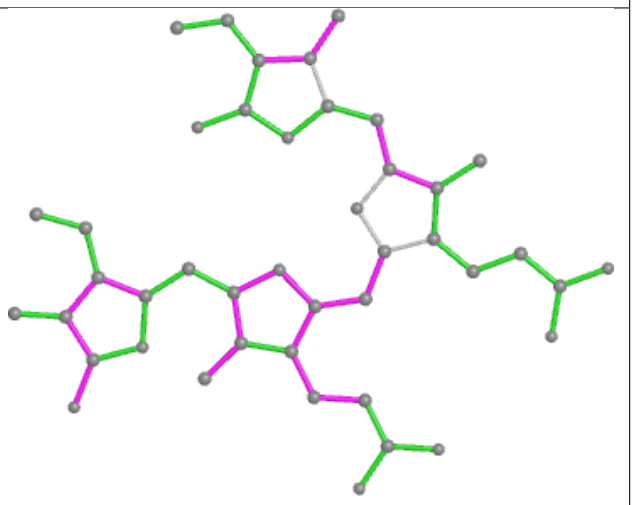

Bond angles

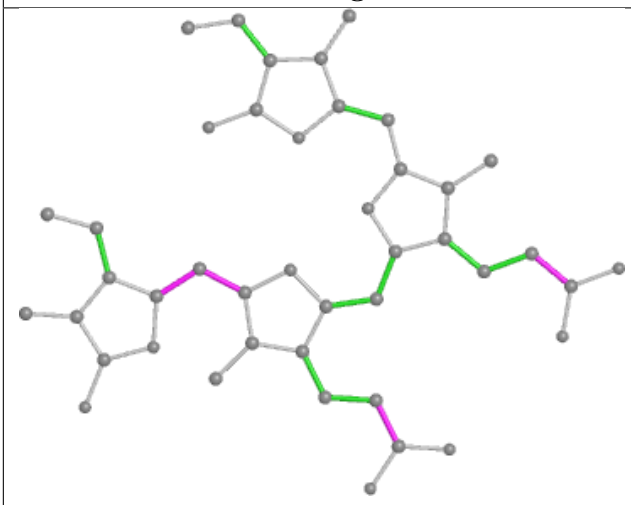

Torsions

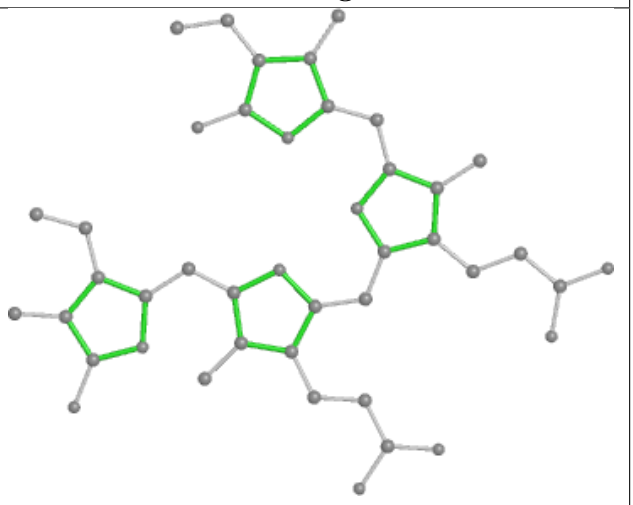

Rings

Ligand PEB t5 201

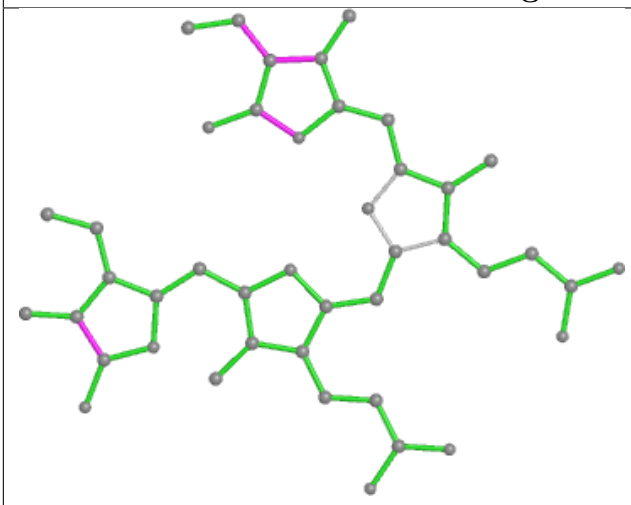

Bond lengths

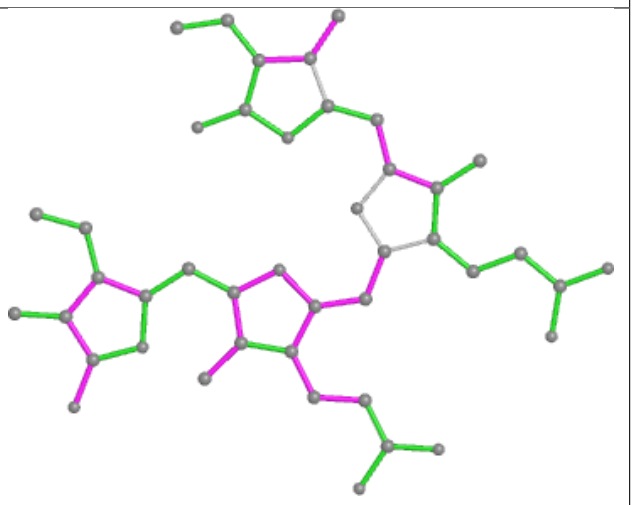

Bond angles

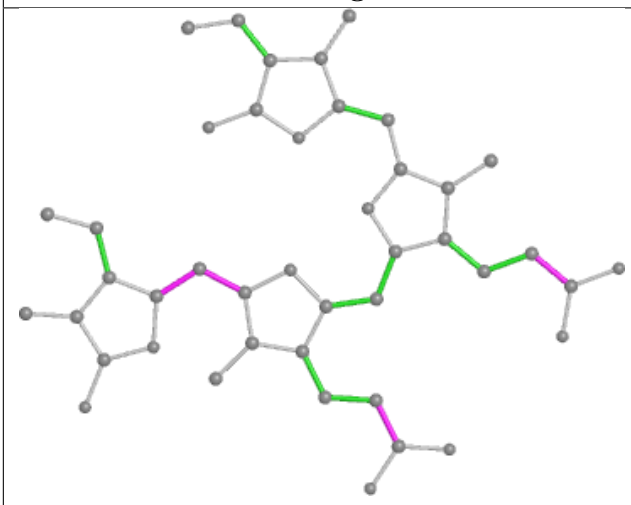

Torsions

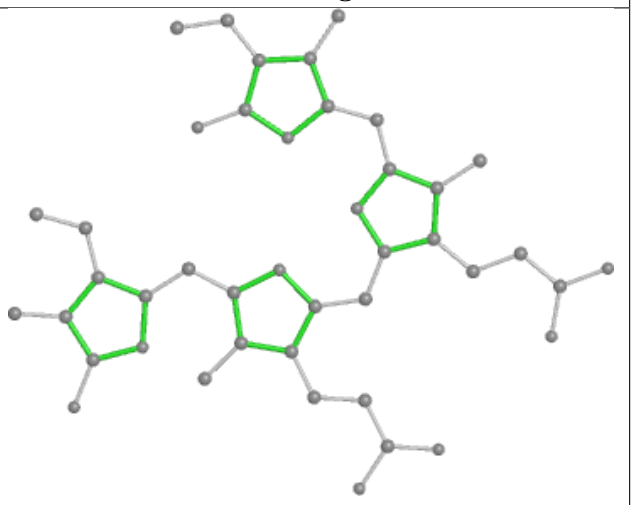

Rings

Ligand PUB Y5 1005

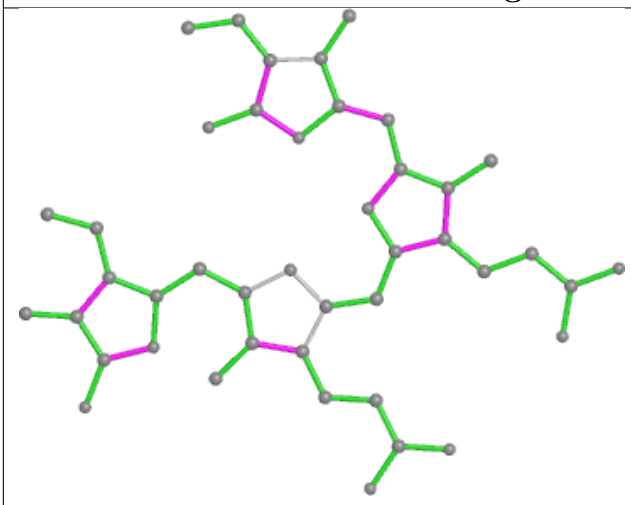

Bond lengths

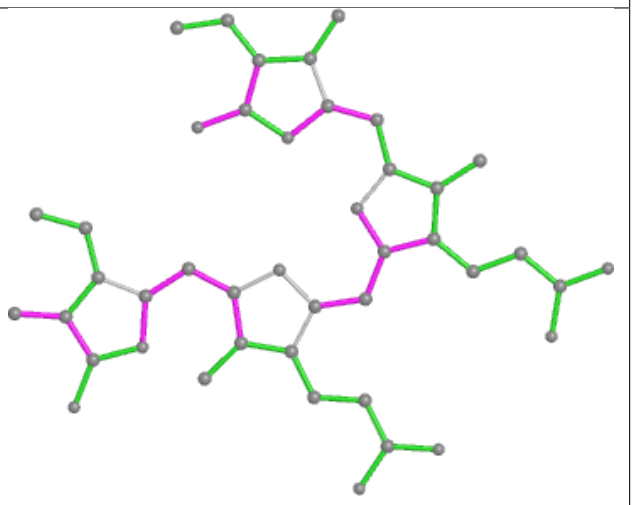

Bond angles

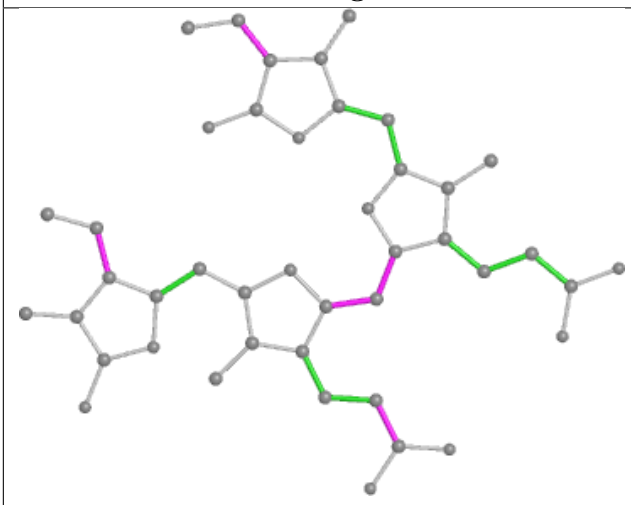

Torsions

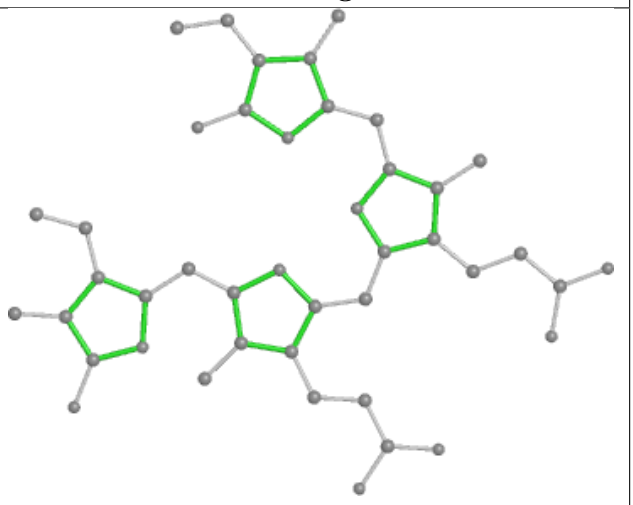

Rings

Ligand PEB h8 202

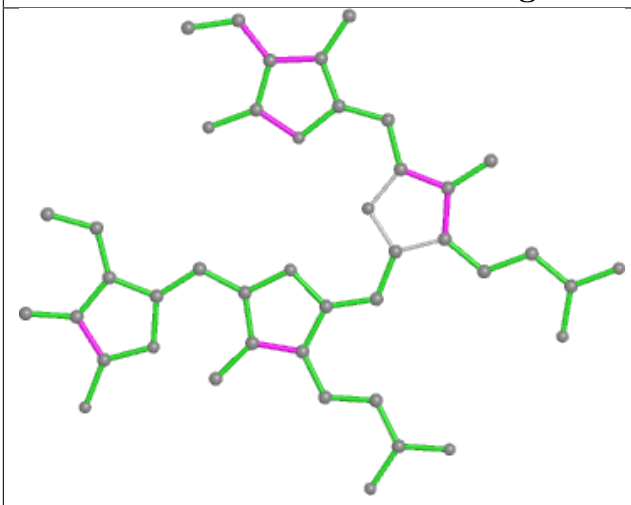

Bond lengths

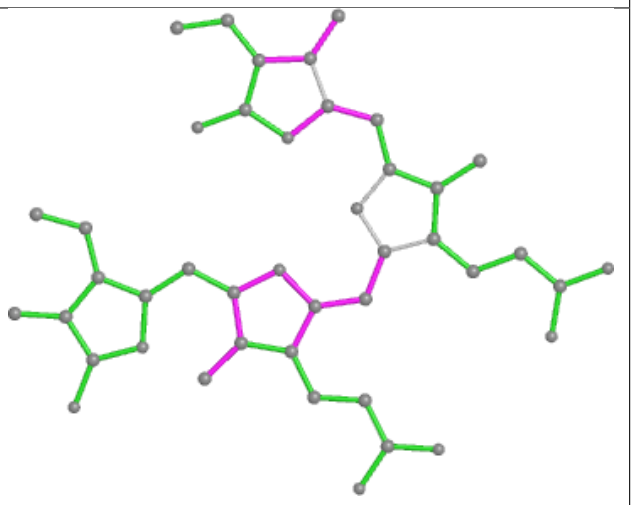

Bond angles

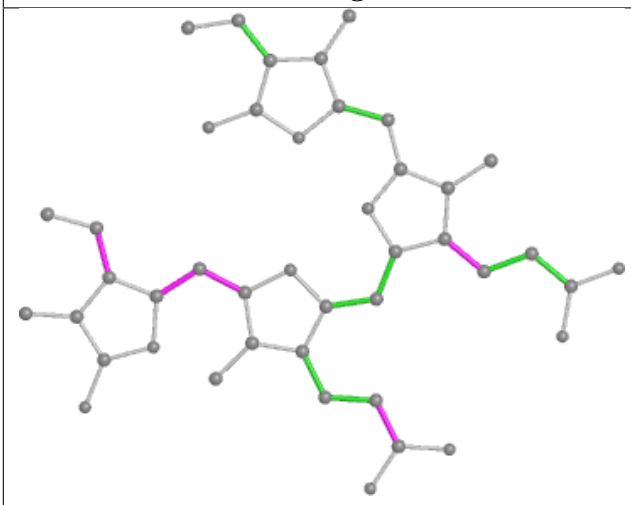

Torsions

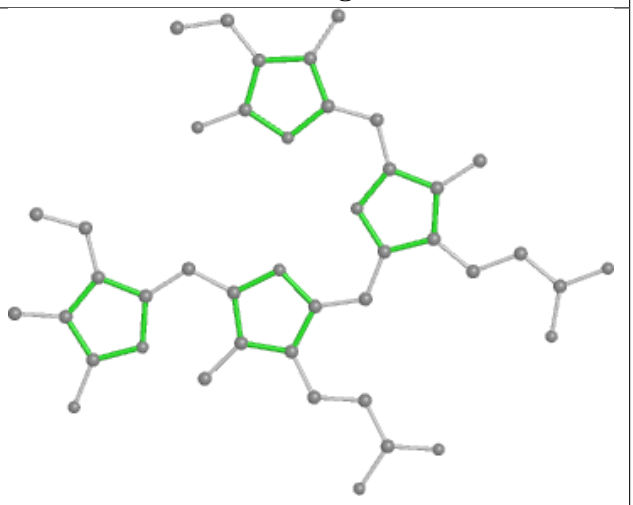

Rings

Ligand PEB U2 201

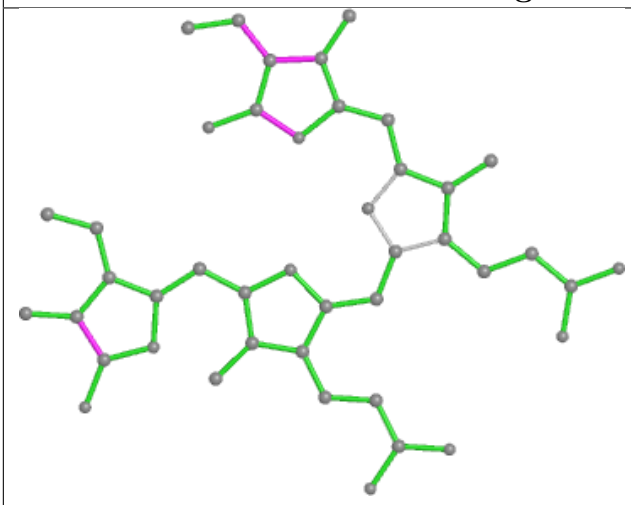

Bond lengths

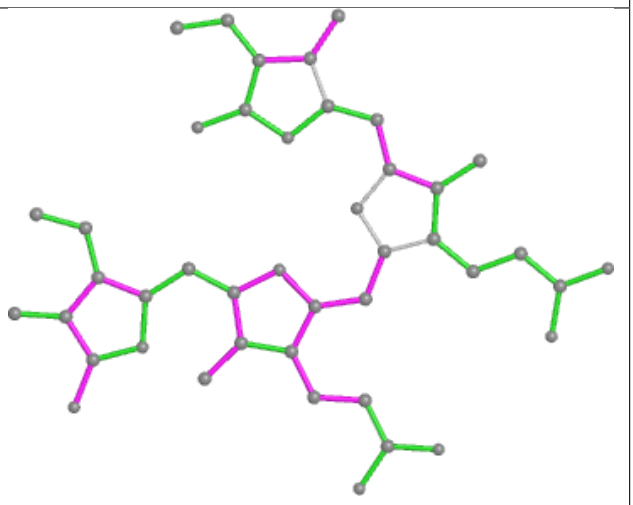

Bond angles

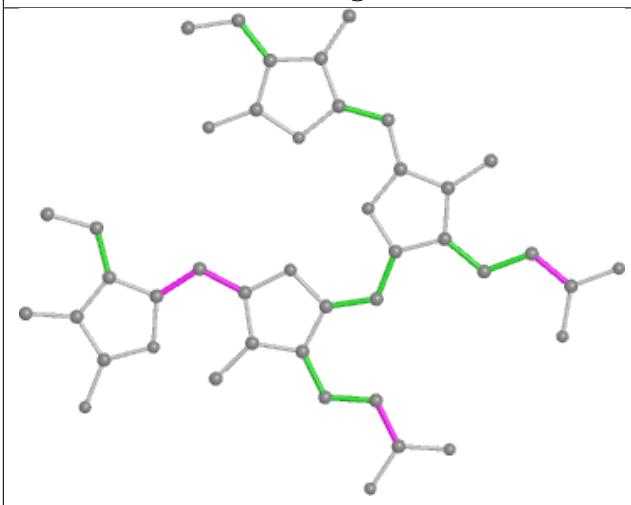

Torsions

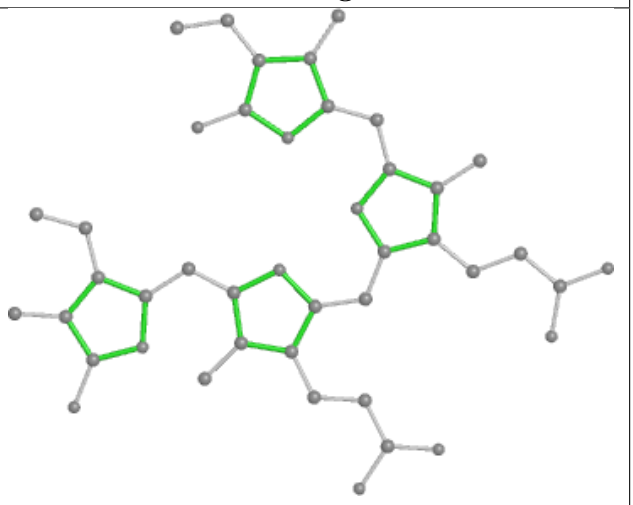

Rings

Ligand PUB e8 304

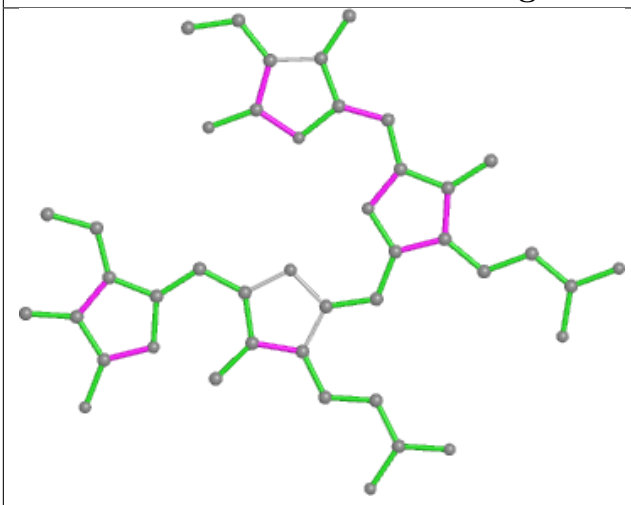

Bond lengths

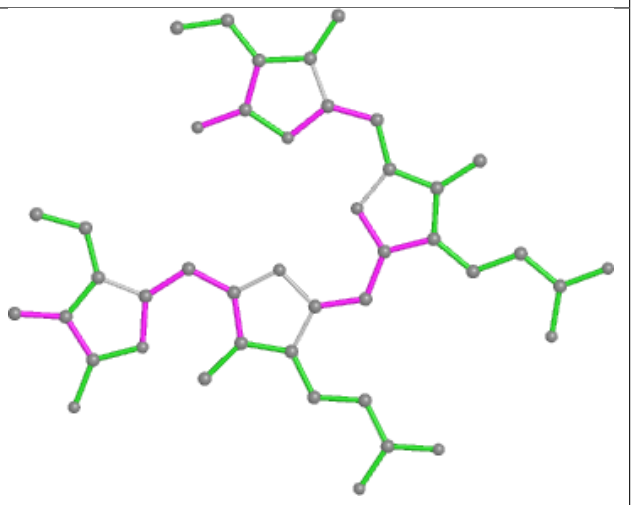

Bond angles

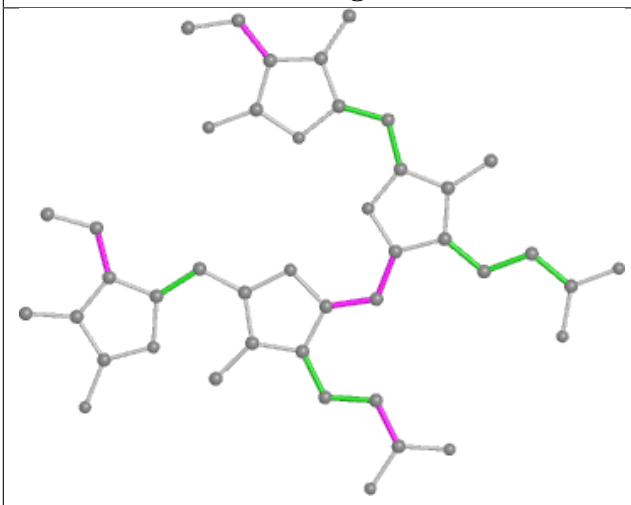

Torsions

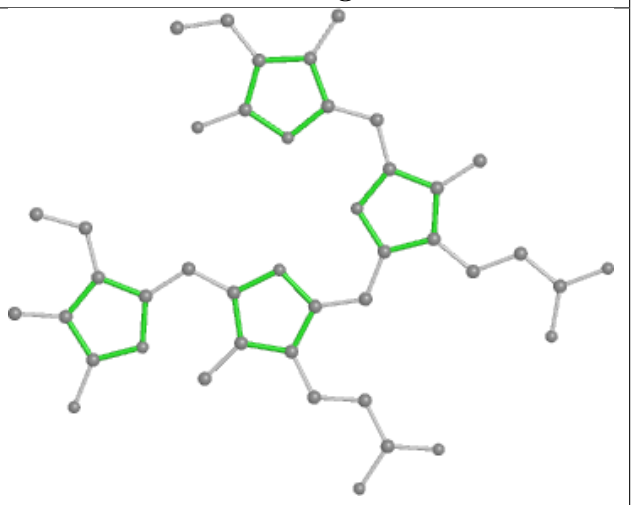

Rings

Ligand PEB H9 202

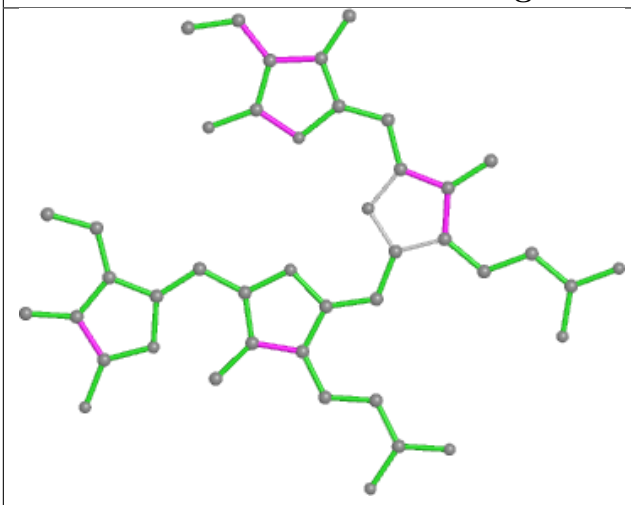

Bond lengths

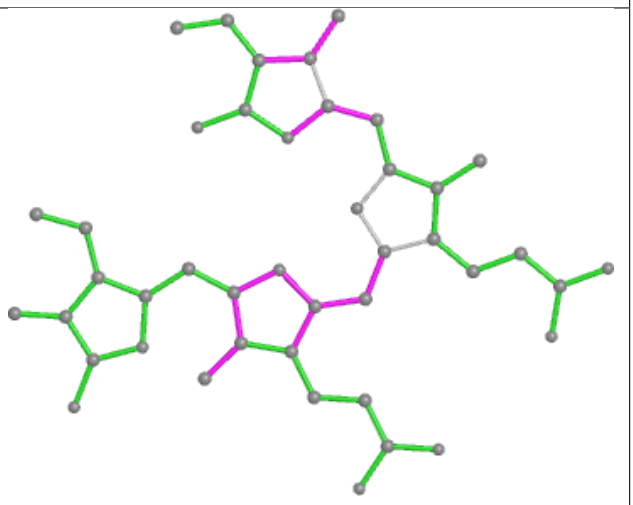

Bond angles

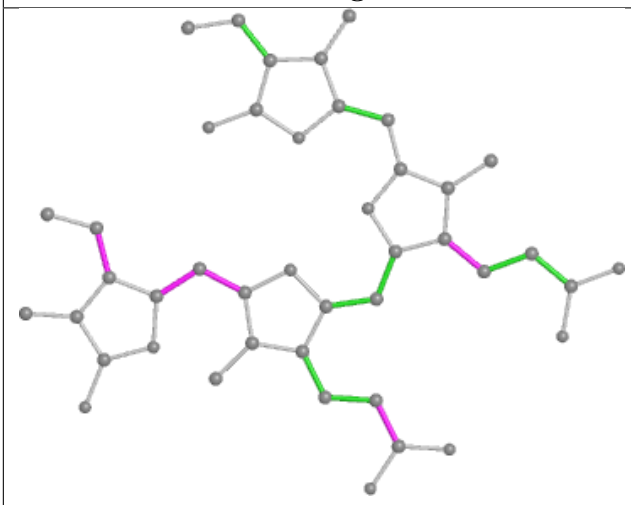

Torsions

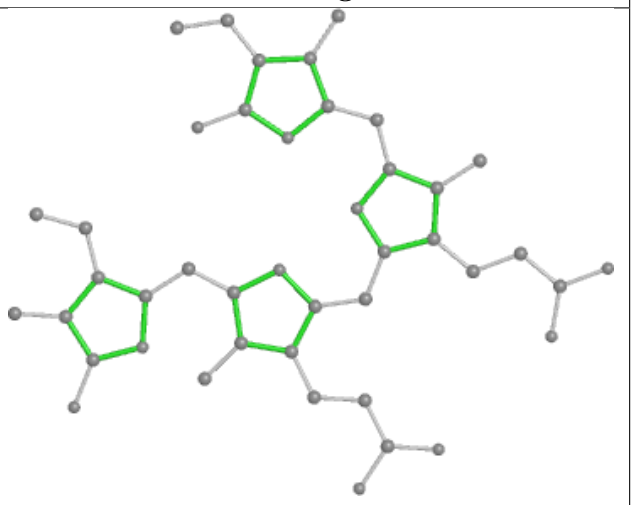

Rings

Ligand PEB fv 201

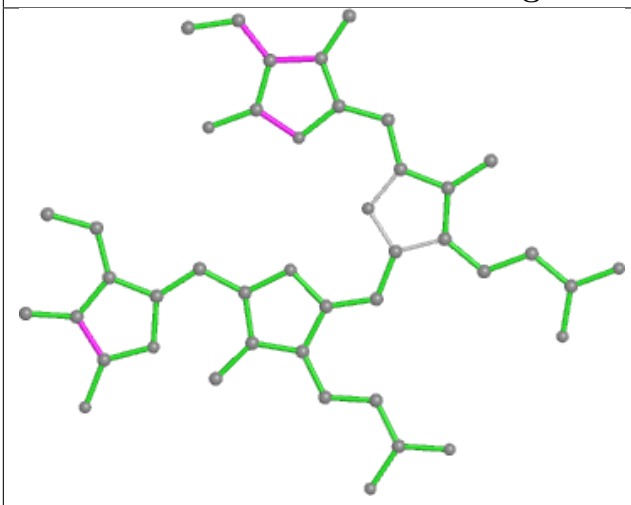

Bond lengths

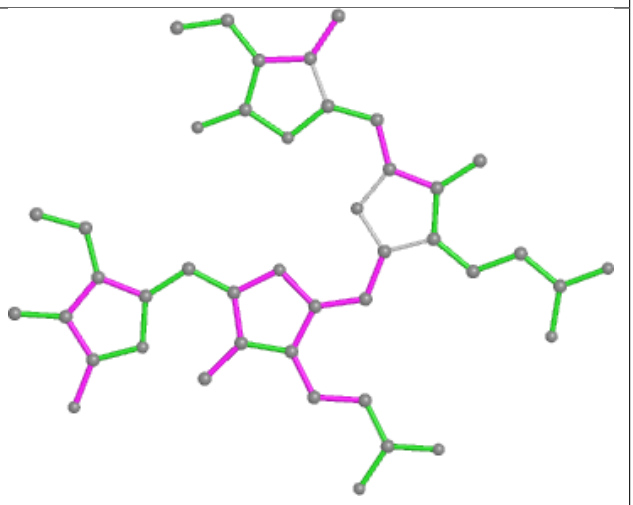

Bond angles

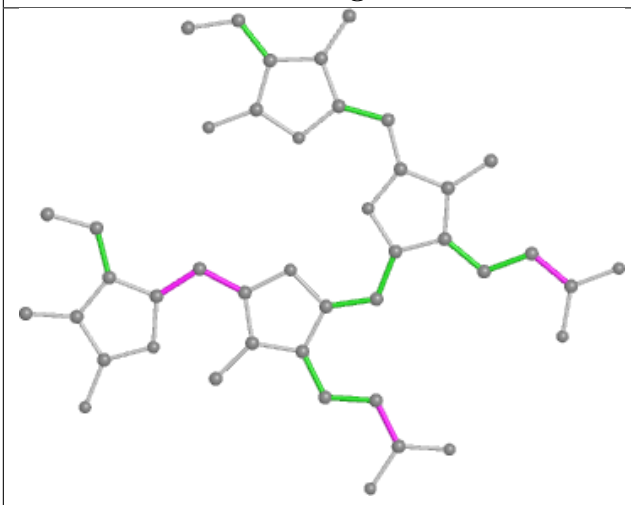

Torsions

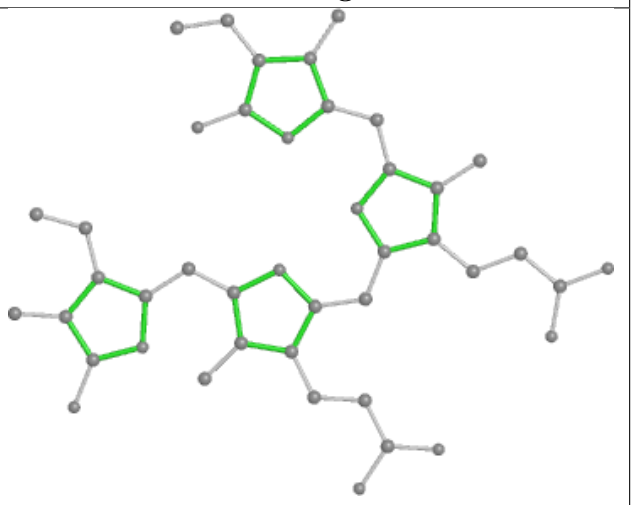

Rings

Ligand PUB v7 203

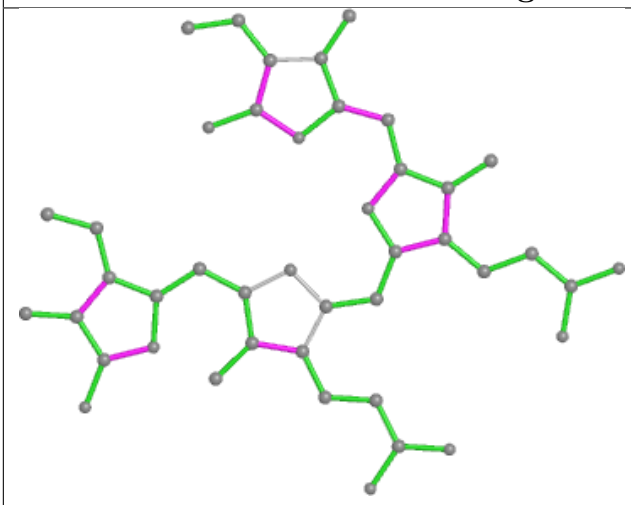

Bond lengths

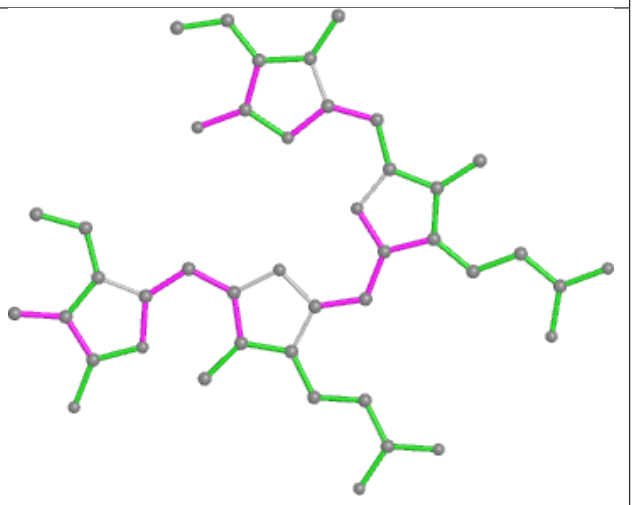

Bond angles

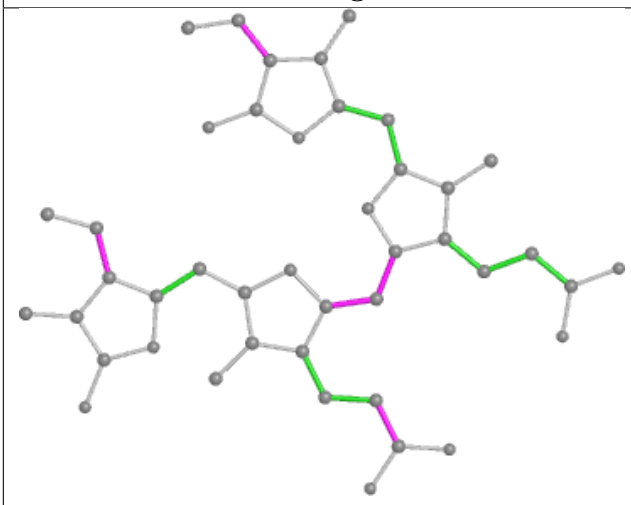

Torsions

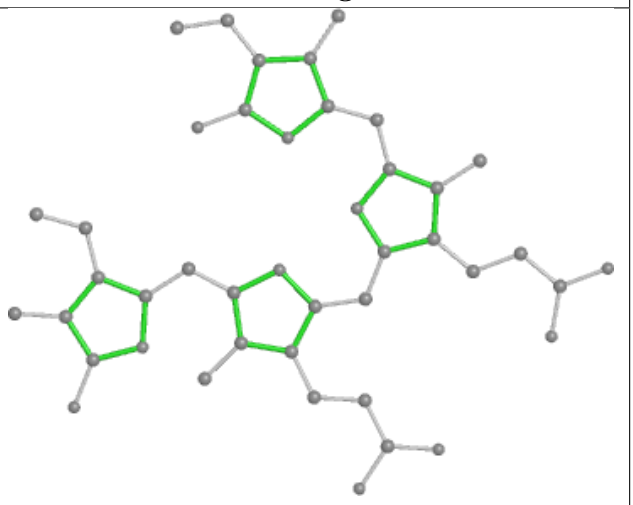

Rings

Ligand PUB x6 203

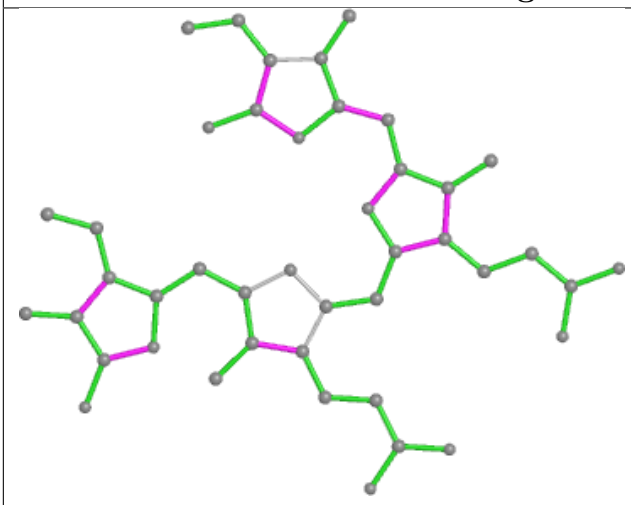

Bond lengths

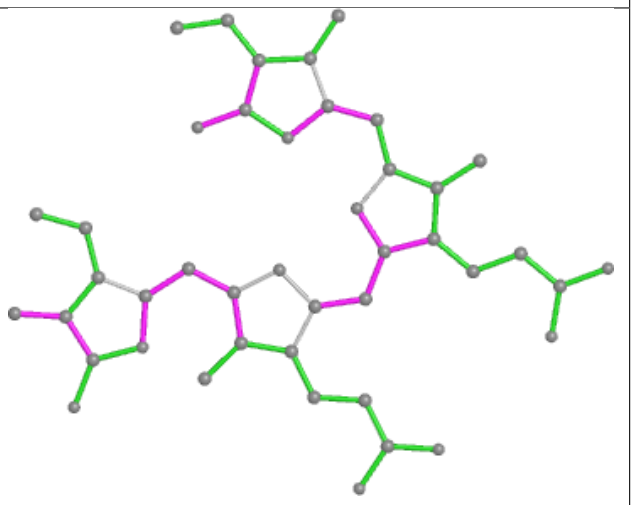

Bond angles

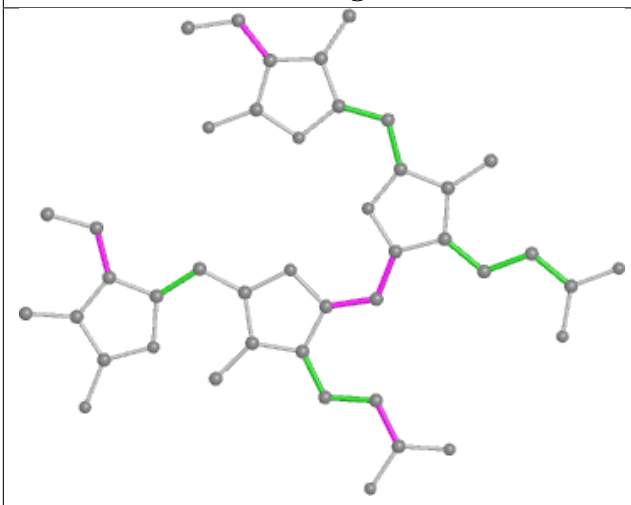

Torsions

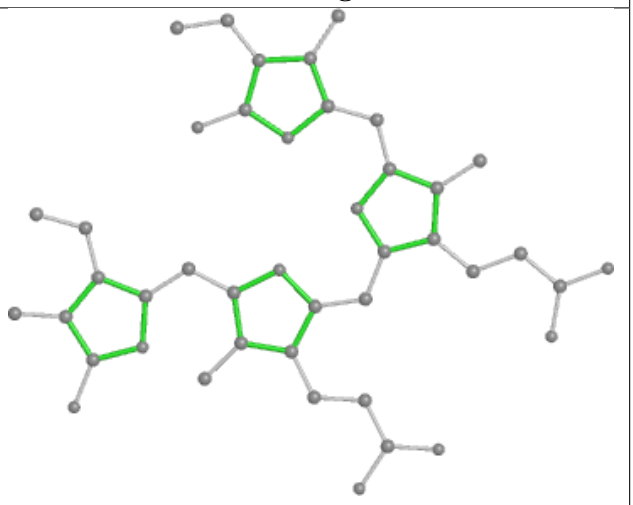

Rings

Ligand PEB e7 202

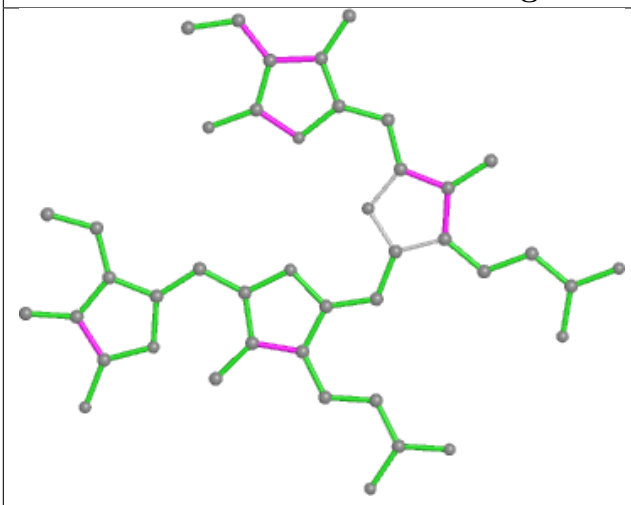

Bond lengths

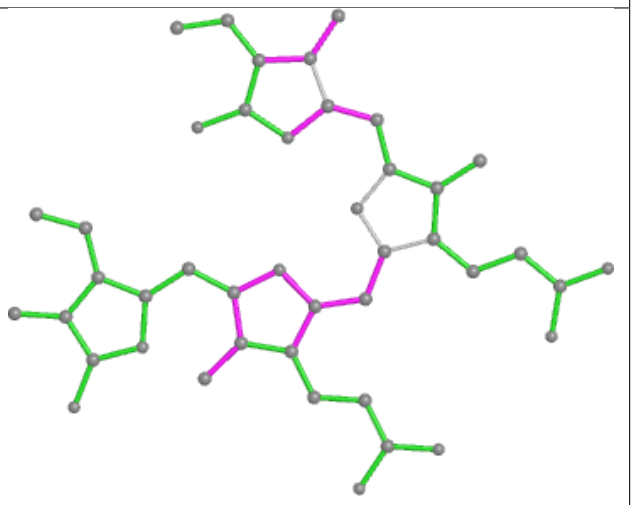

Bond angles

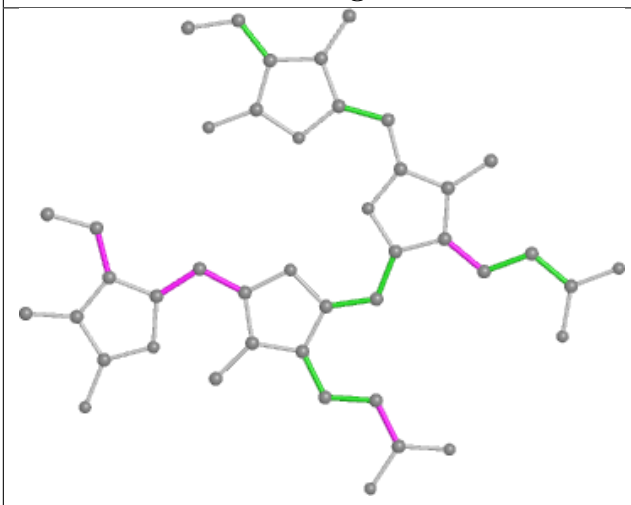

Torsions

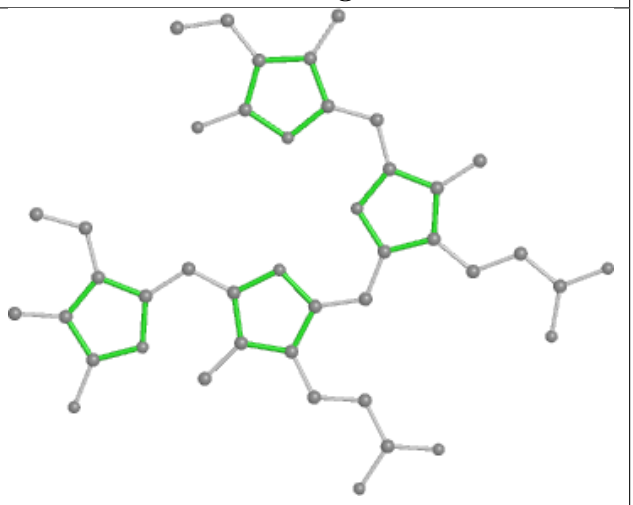

Rings

Ligand PEB dS 201

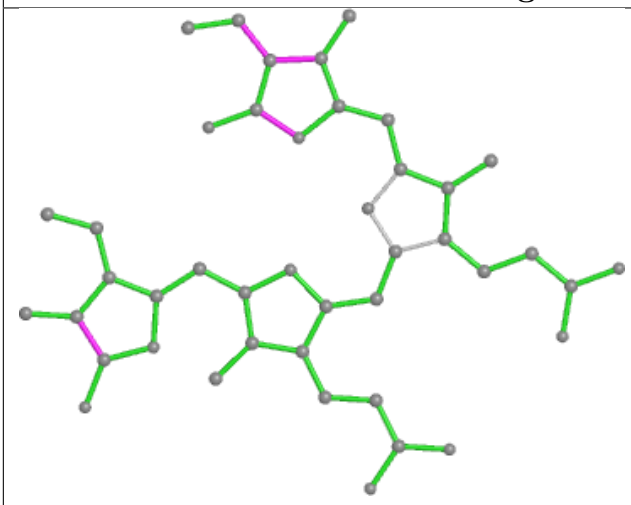

Bond lengths

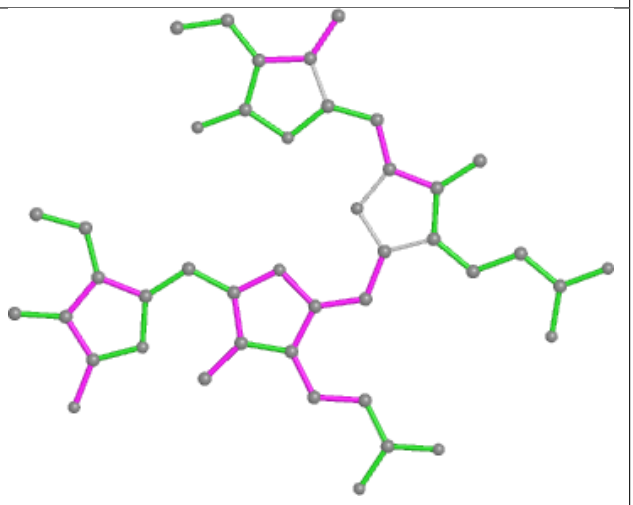

Bond angles

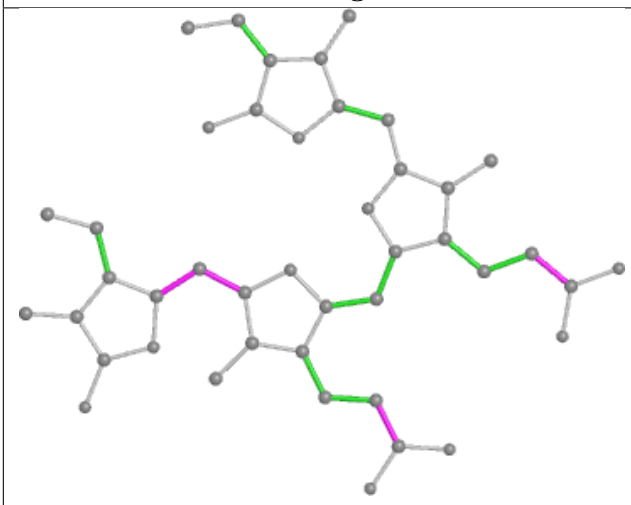

Torsions

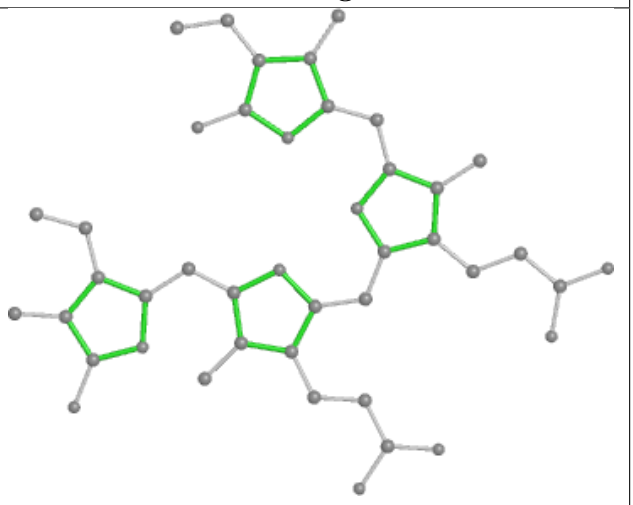

Rings

Ligand PEB af 201

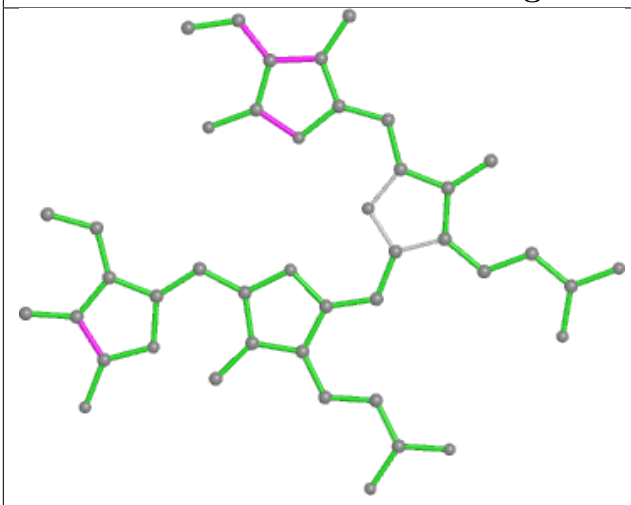

Bond lengths

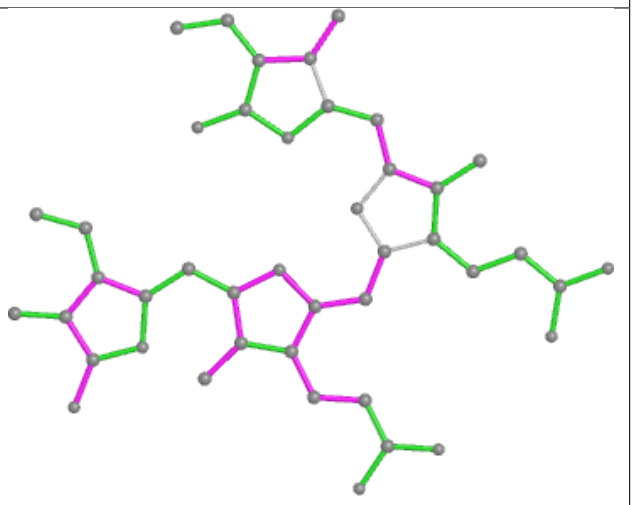

Bond angles

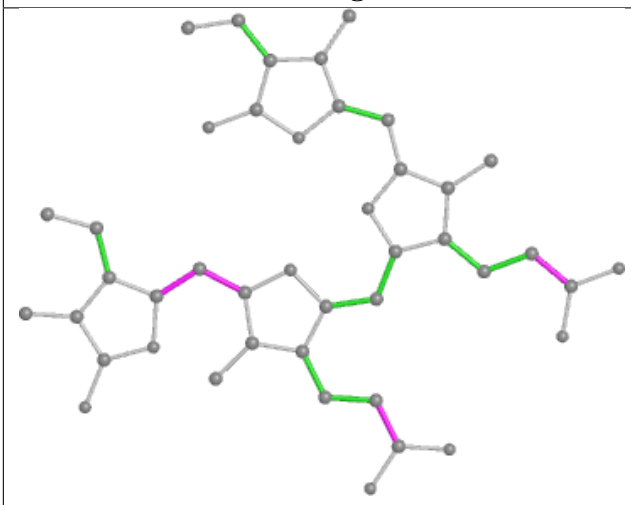

Torsions

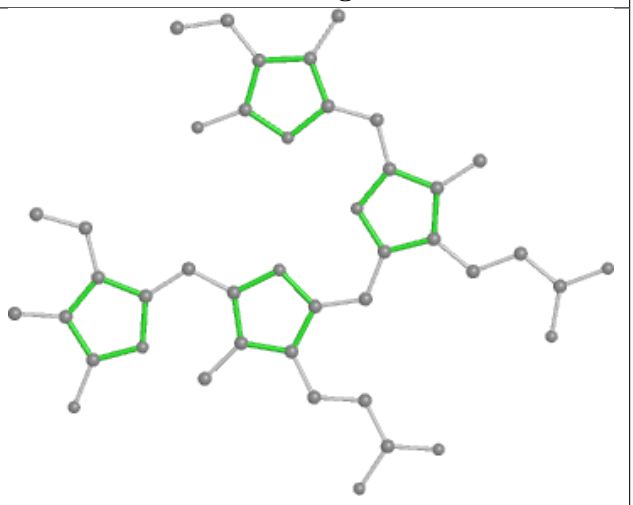

Rings

Ligand PEB dU 202

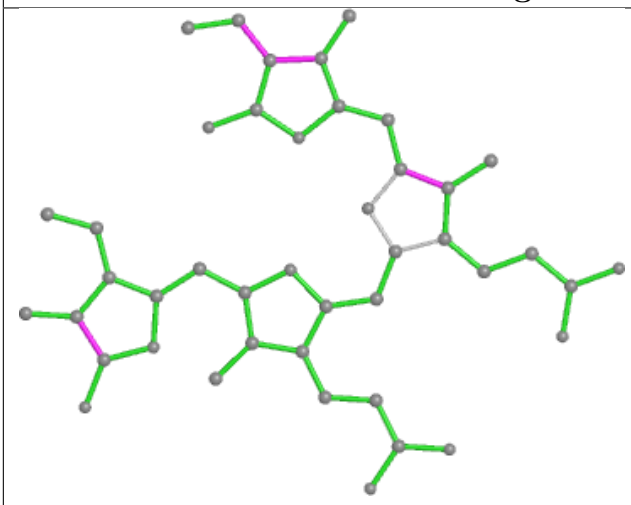

Bond lengths

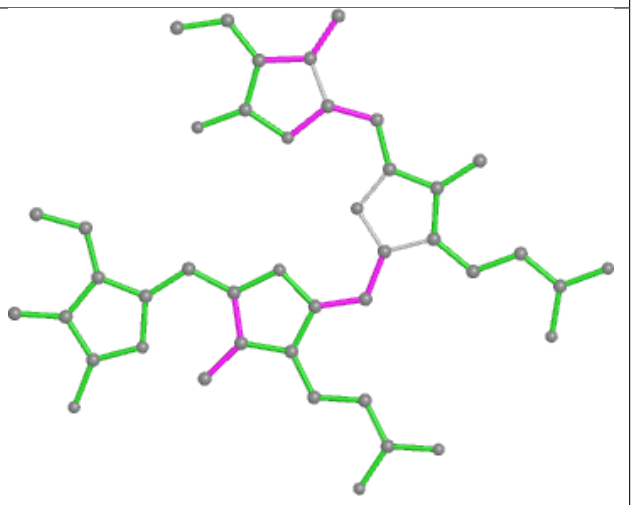

Bond angles

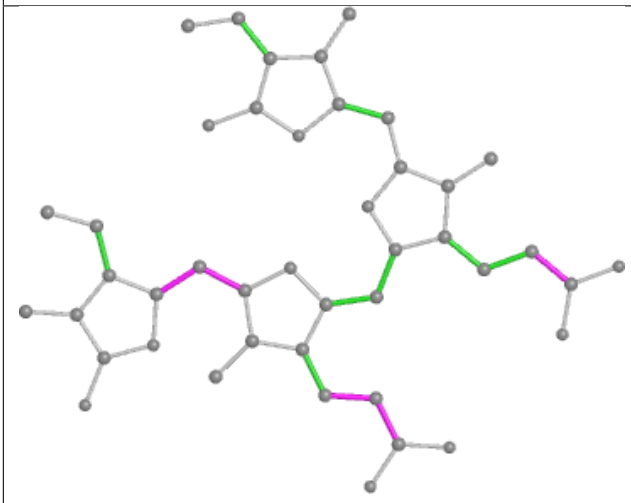

Torsions

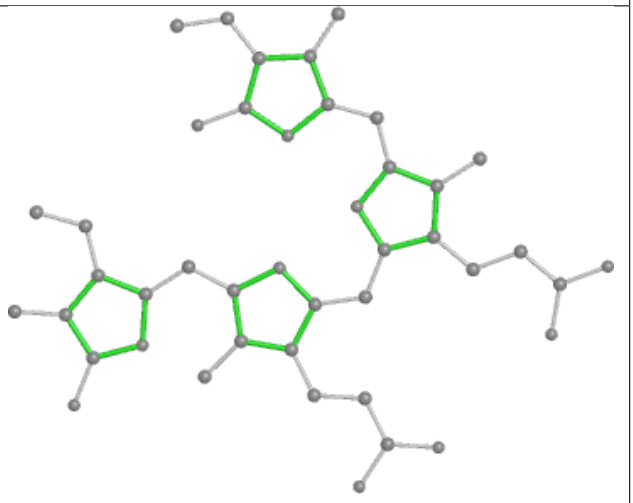

Rings

Ligand PEB y3 202

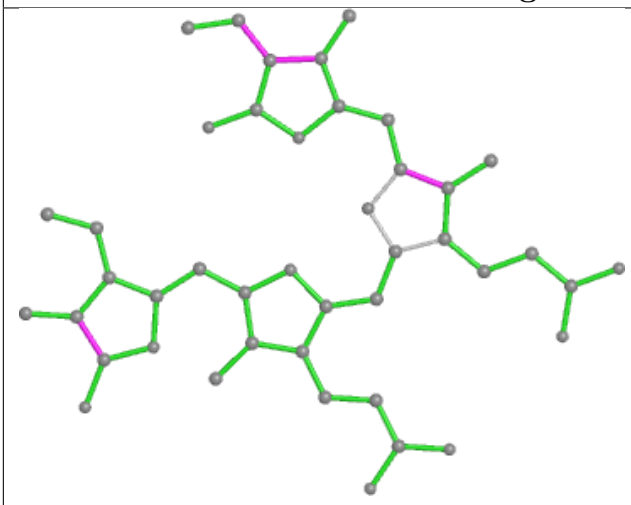

Bond lengths

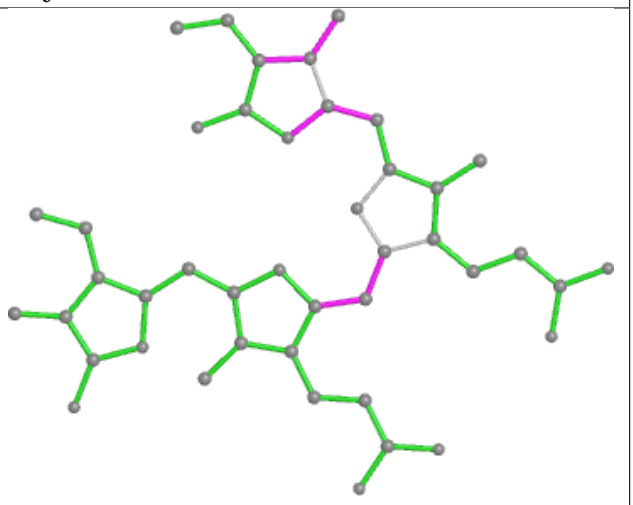

Bond angles

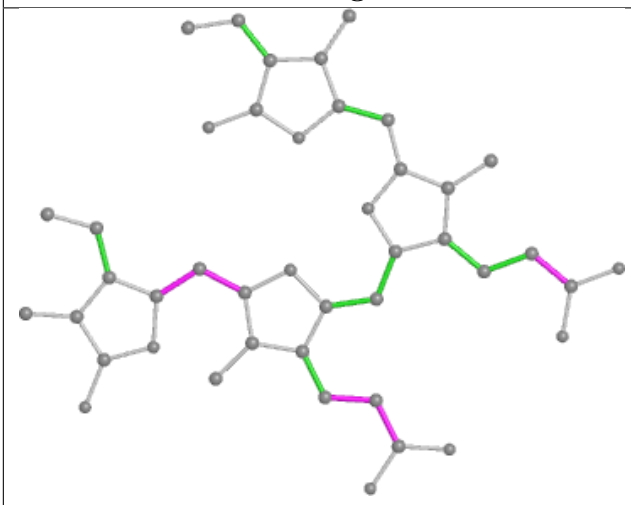

Torsions

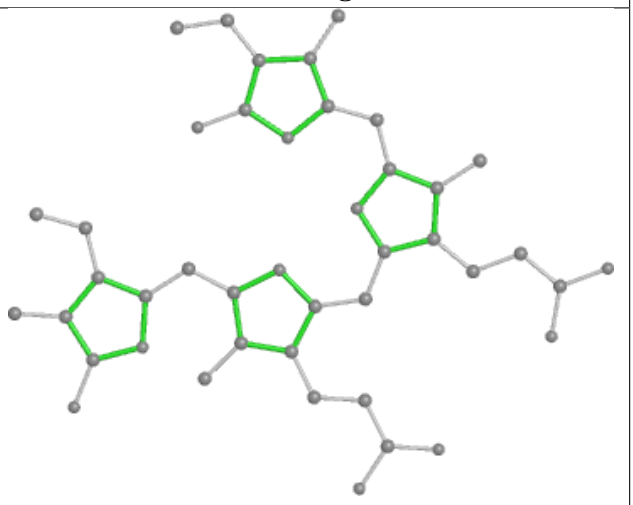

Rings

Ligand PEB dI 1001

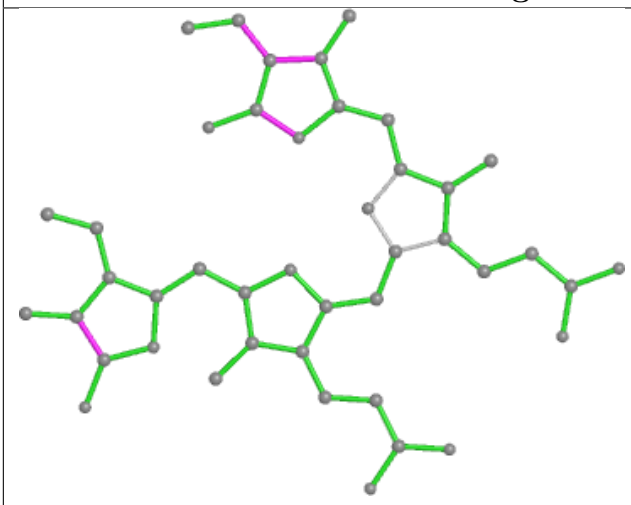

Bond lengths

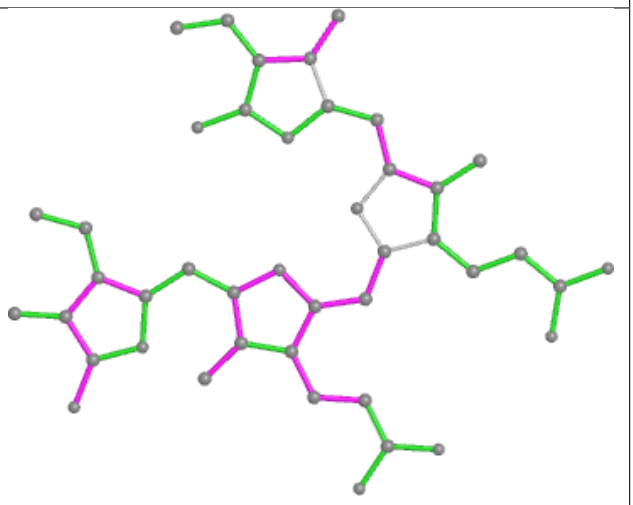

Bond angles

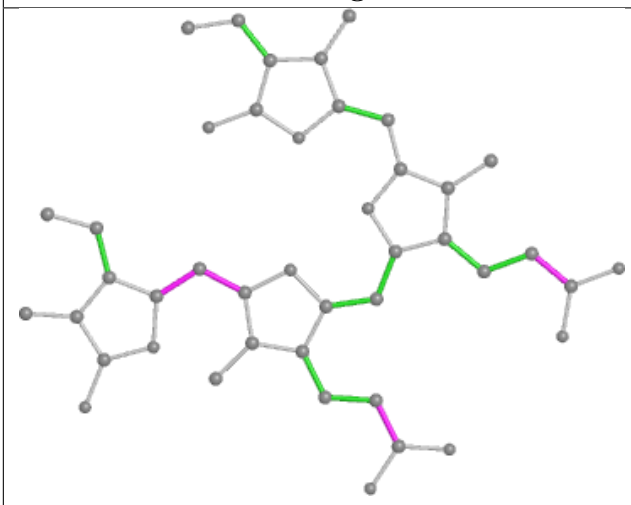

Torsions

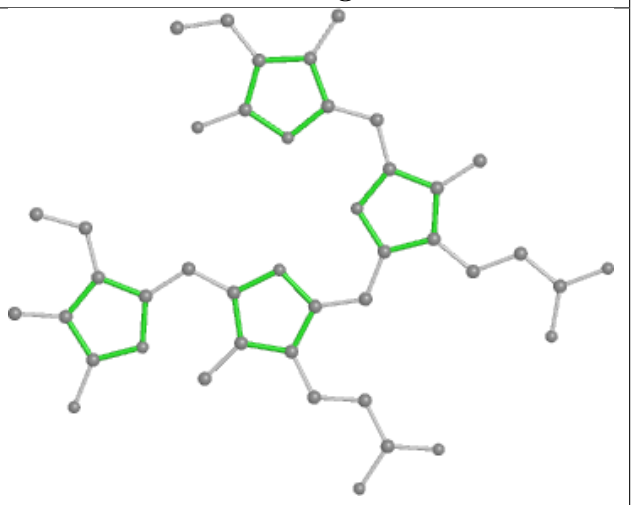

Rings

Ligand PEB b3 502

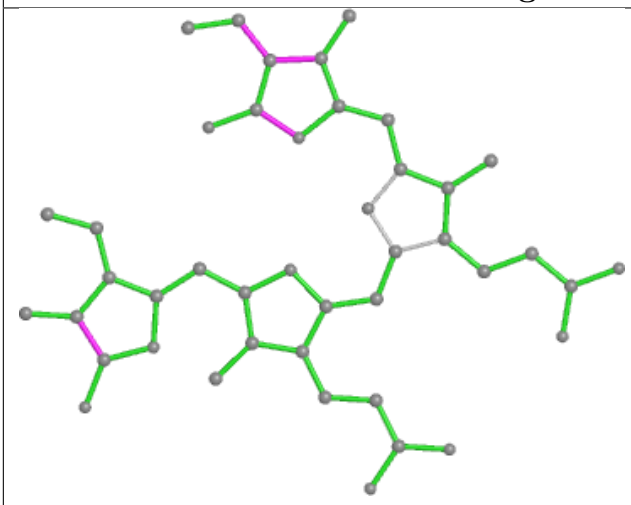

Bond lengths

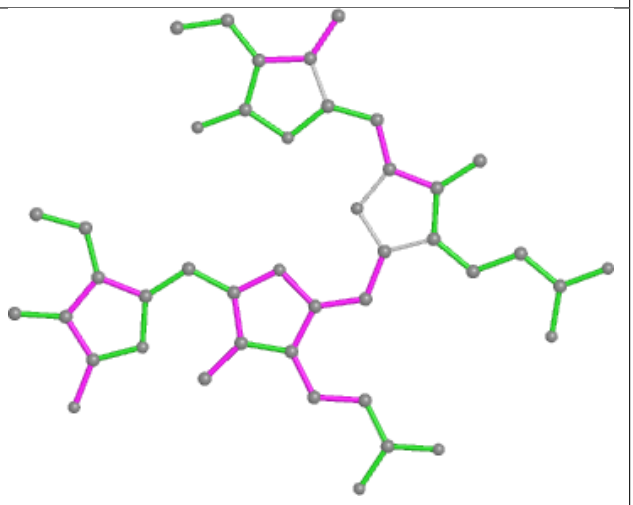

Bond angles

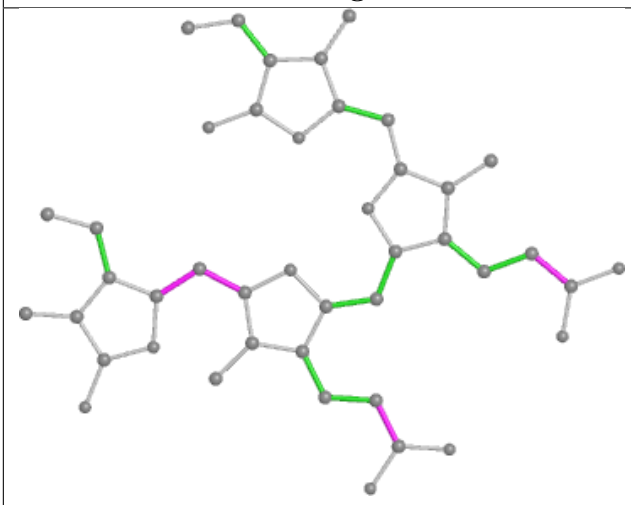

Torsions

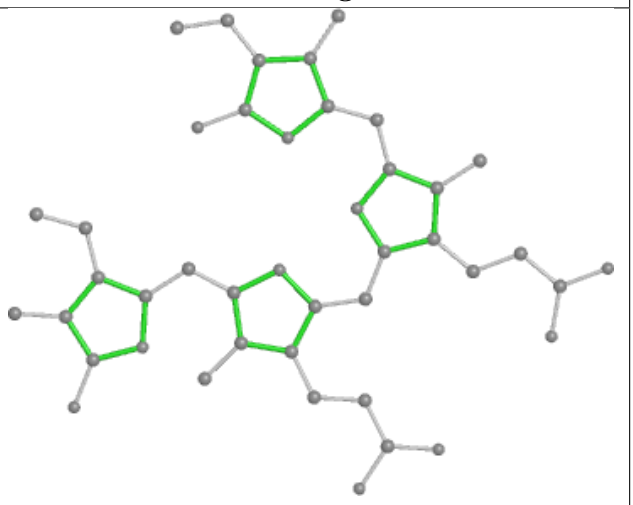

Rings

Ligand CYC p1 201

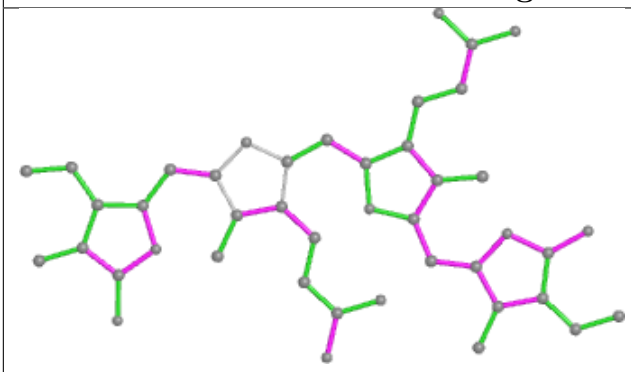

Bond lengths

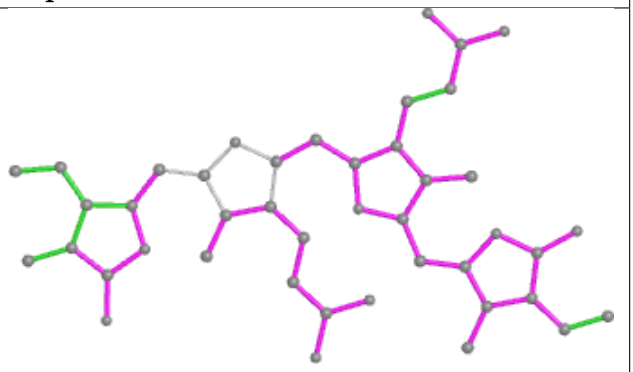

Bond angles

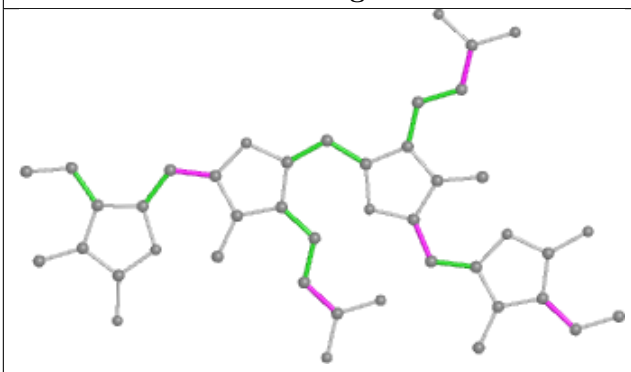

Torsions

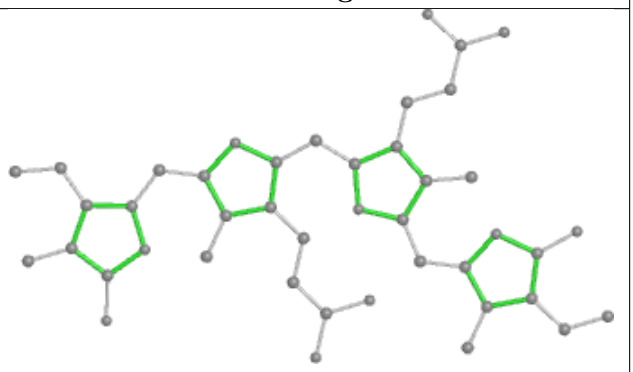

Rings

Ligand PEB dW 201

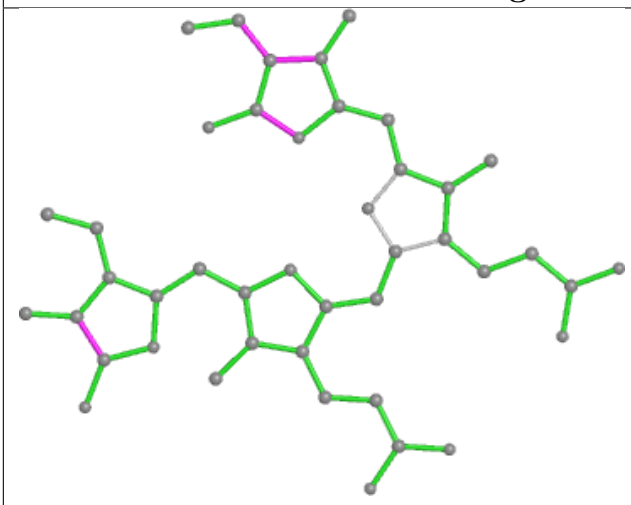

Bond lengths

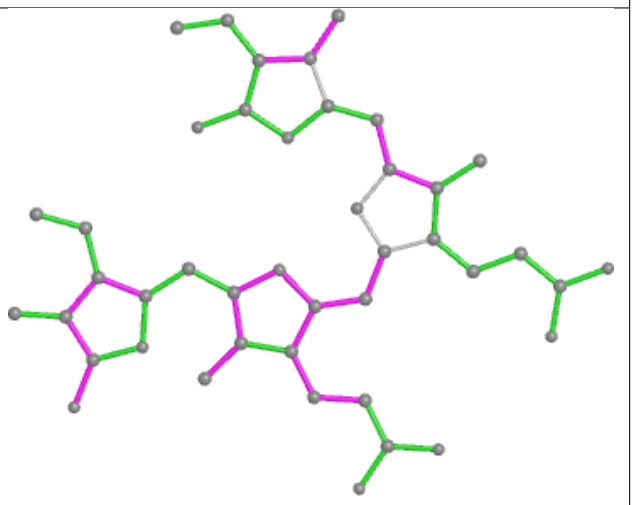

Bond angles

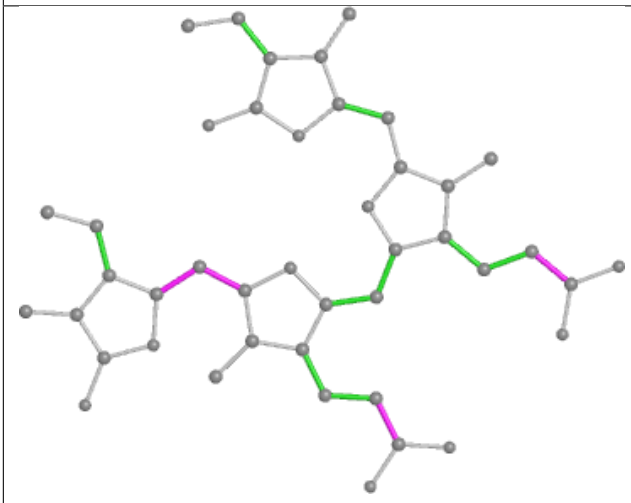

Torsions

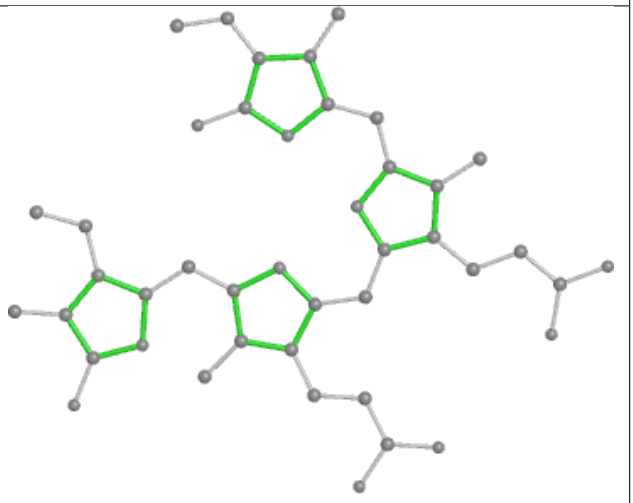

Rings

Ligand PEB bS 202

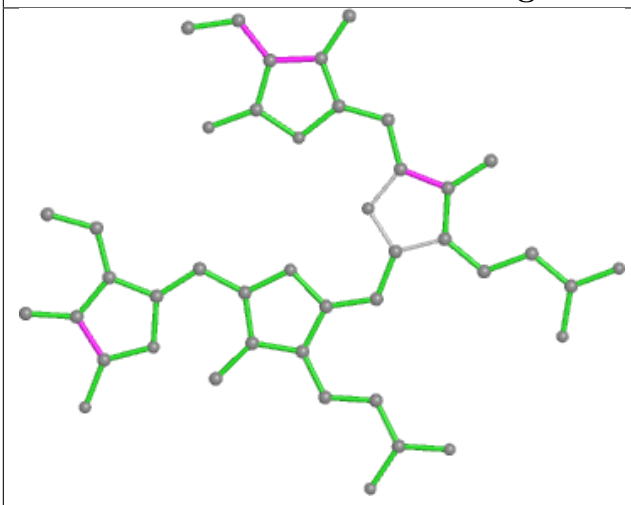

Bond lengths

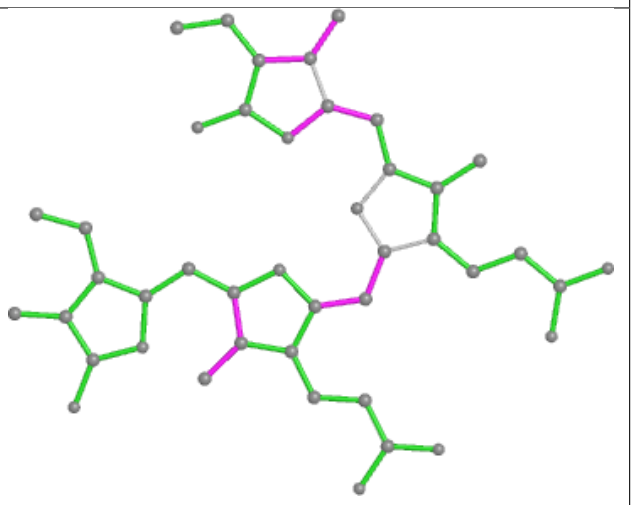

Bond angles

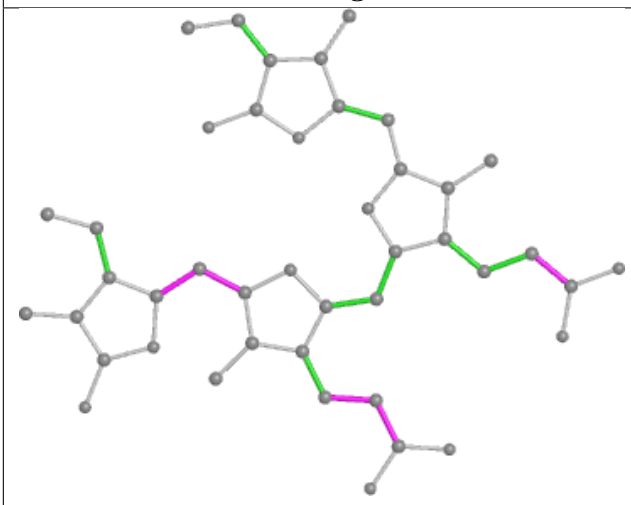

Torsions

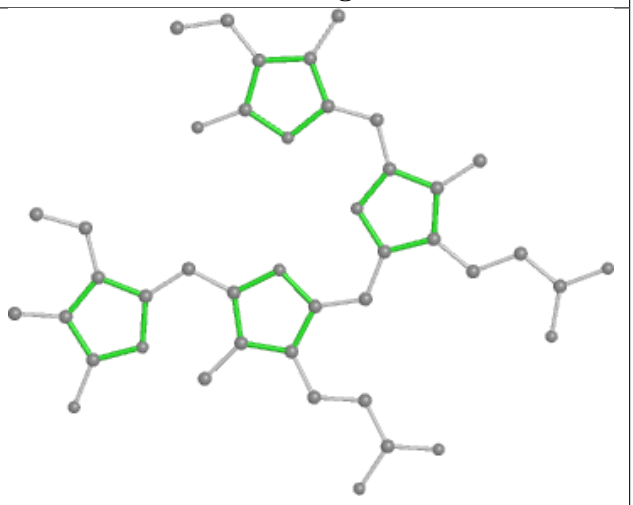

Rings

Ligand PEB a4 201

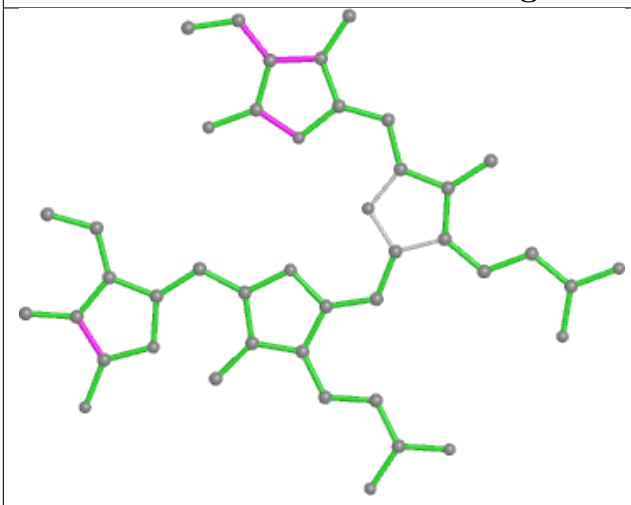

Bond lengths

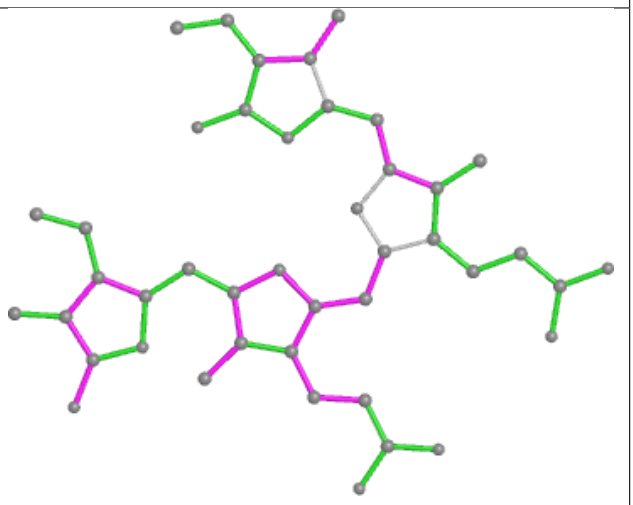

Bond angles

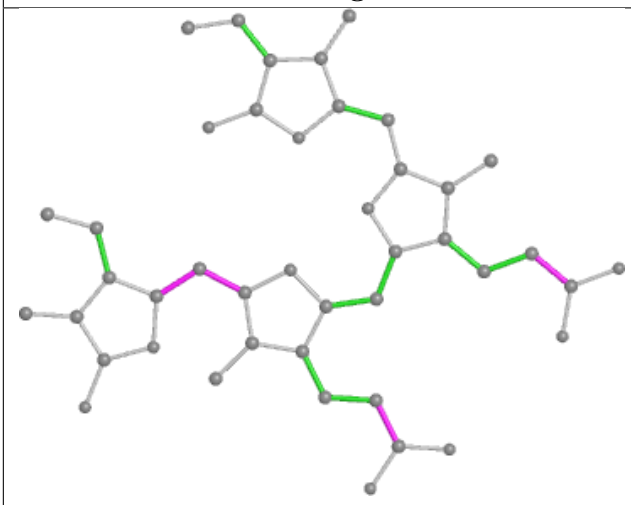

Torsions

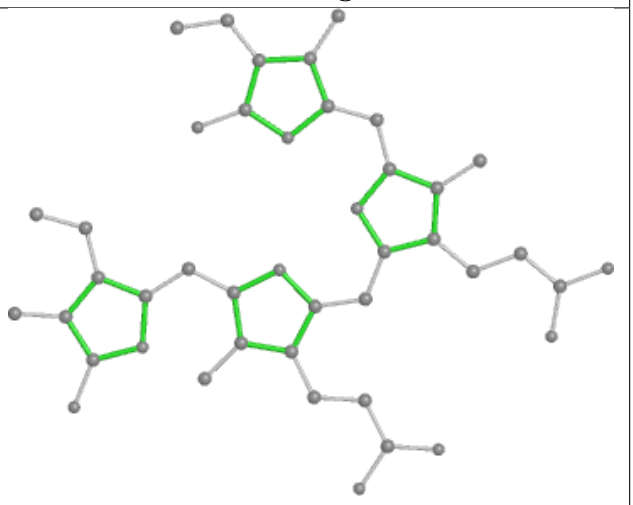

Rings

Ligand PEB bx 201

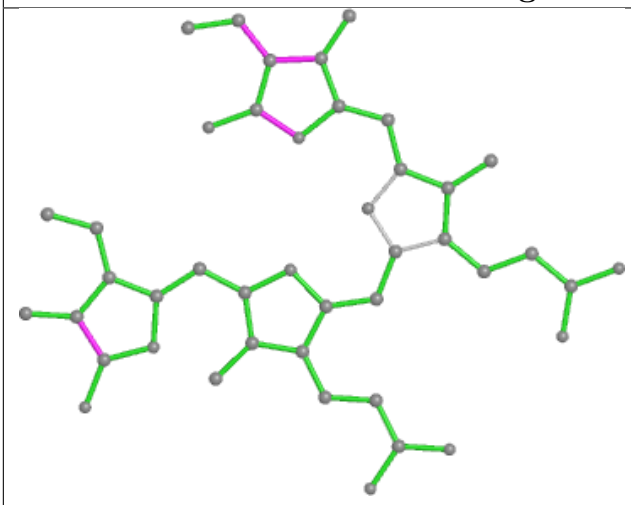

Bond lengths

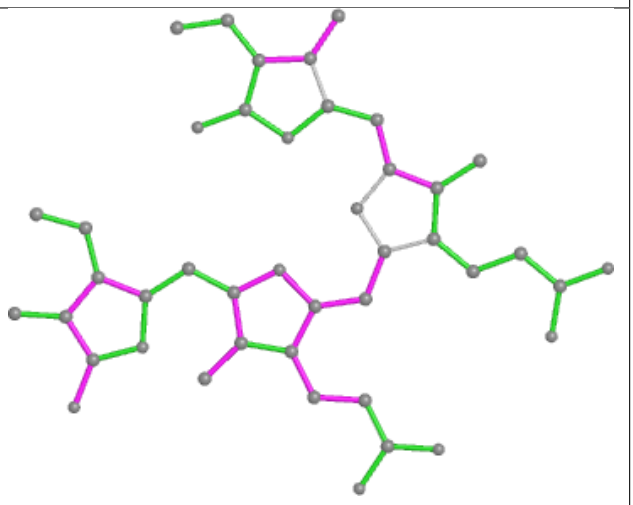

Bond angles

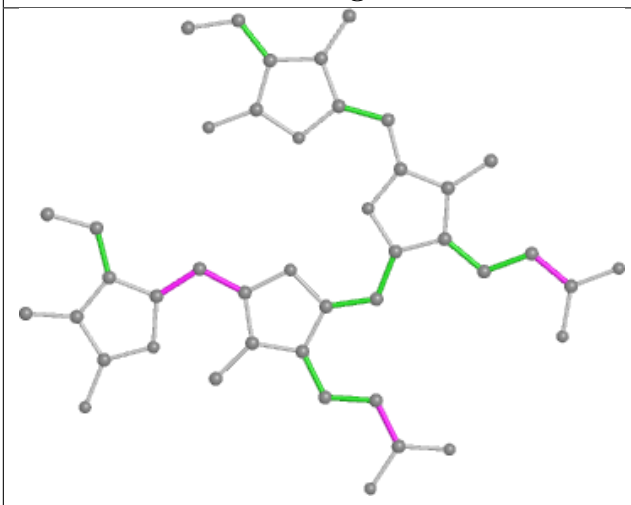

Torsions

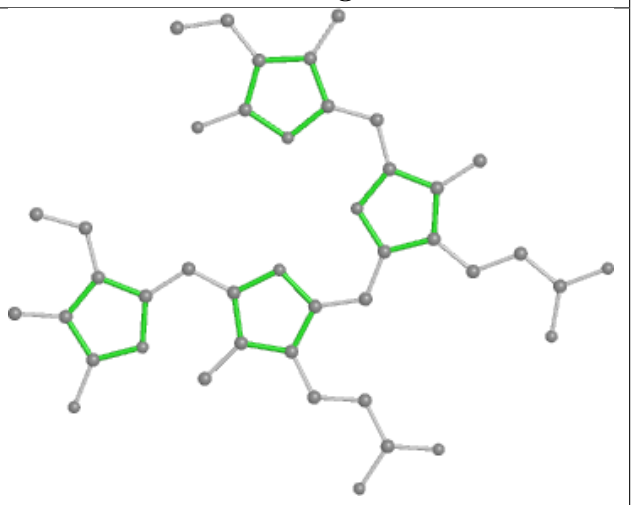

Rings

Ligand PEB ez 1003

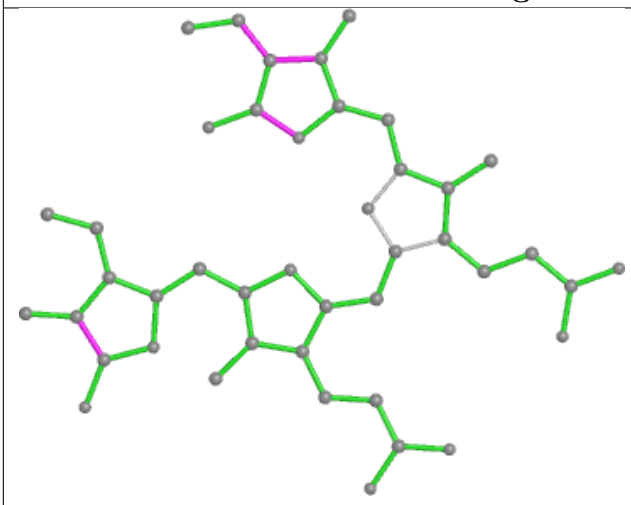

Bond lengths

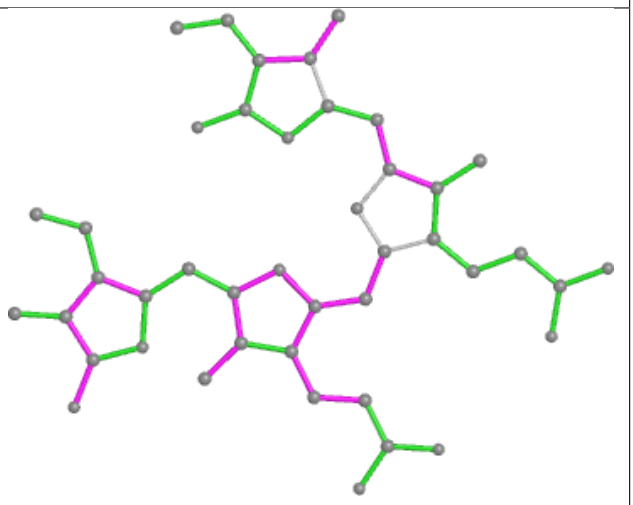

Bond angles

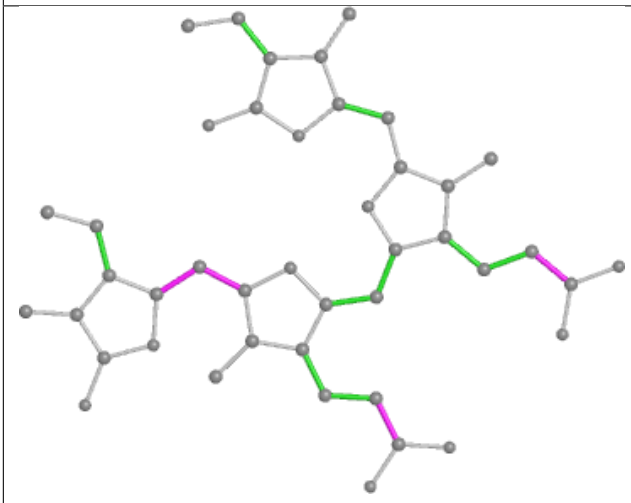

Torsions

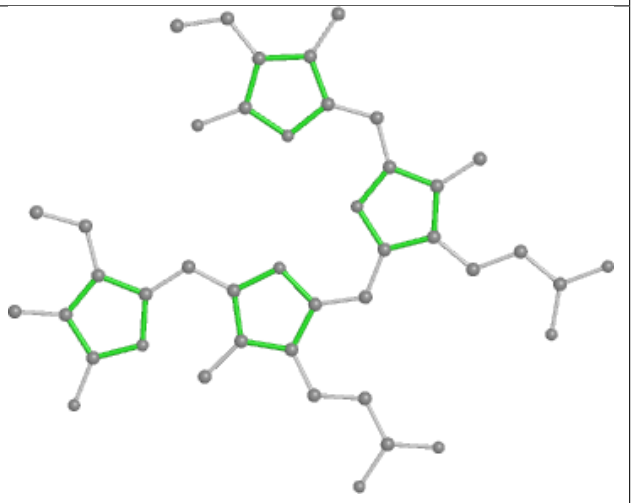

Rings

Ligand PEB Q2 1001

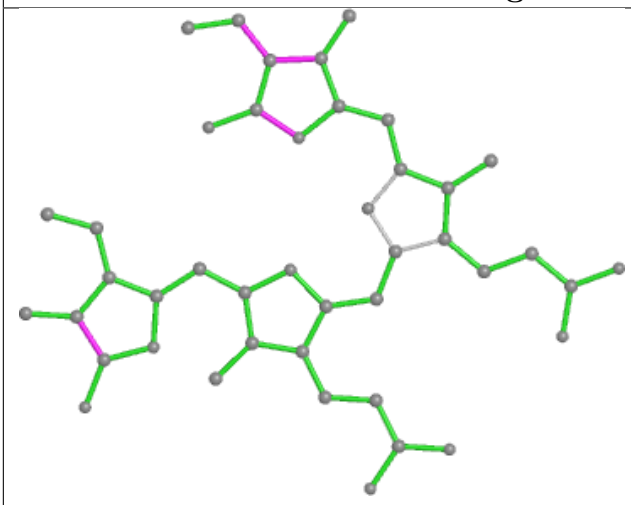

Bond lengths

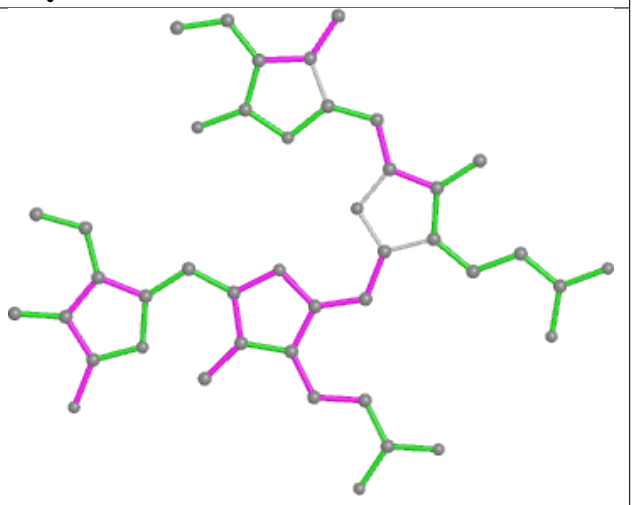

Bond angles

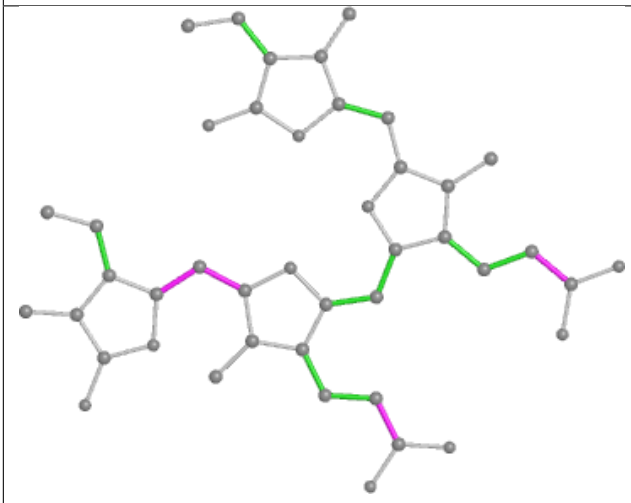

Torsions

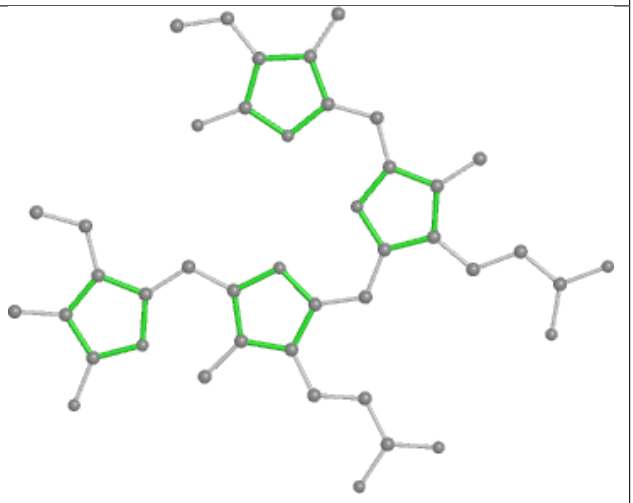

Rings

Ligand PEB k8 203

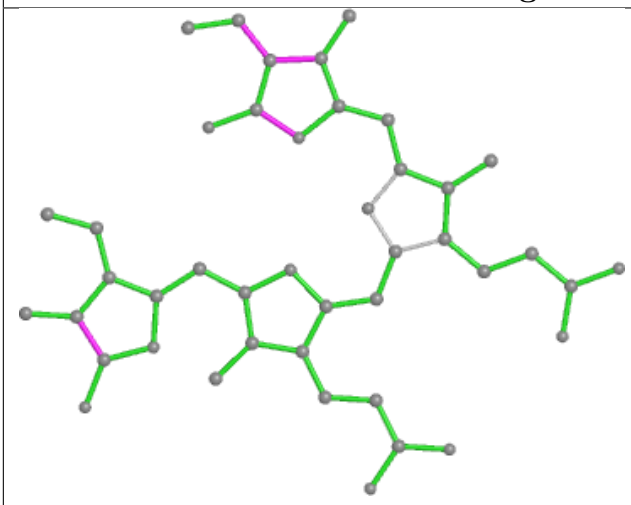

Bond lengths

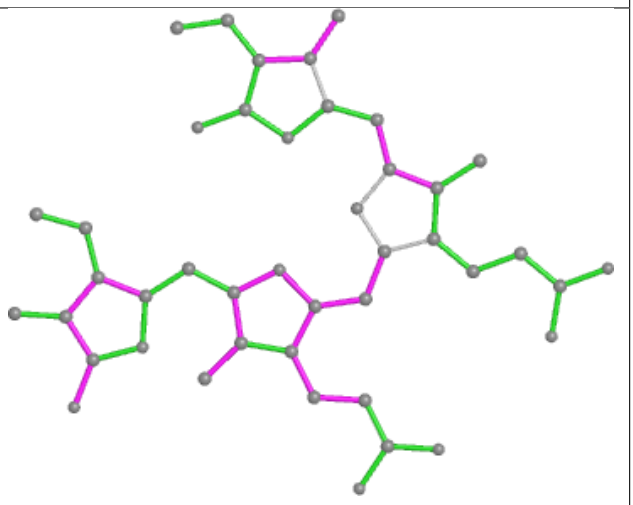

Bond angles

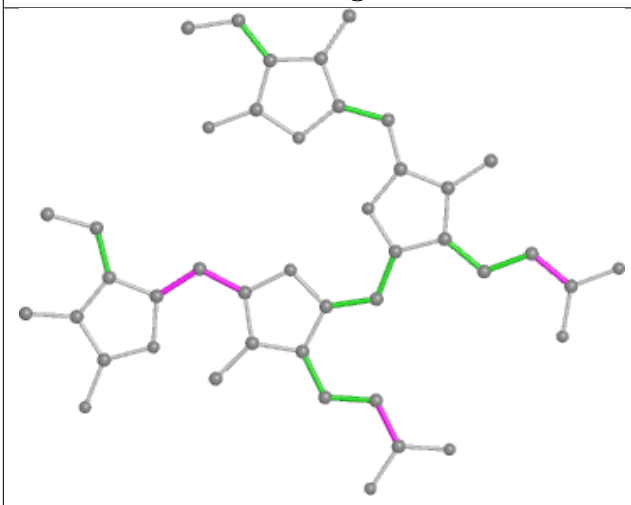

Torsions

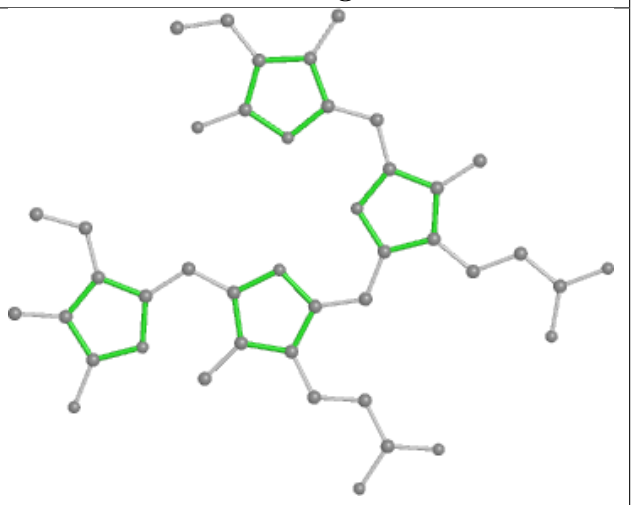

Rings

Ligand PEB bP 201

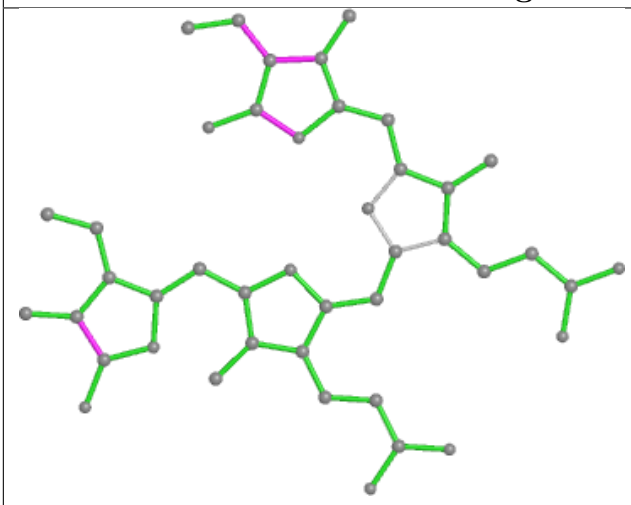

Bond lengths

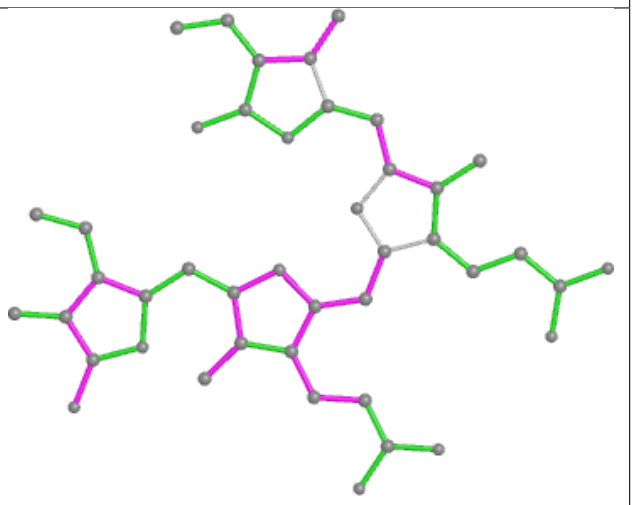

Bond angles

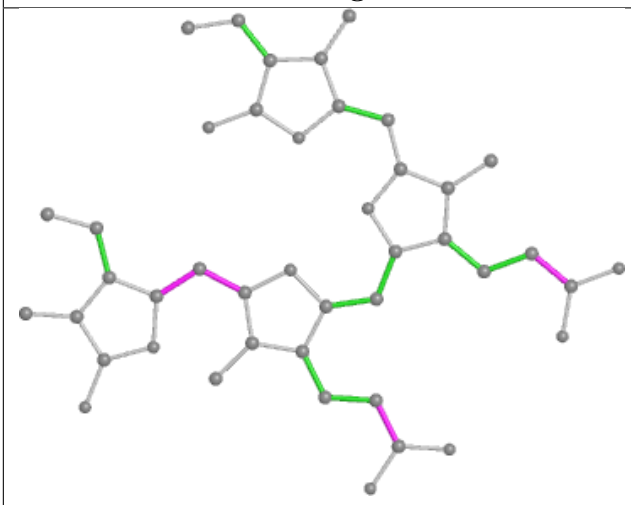

Torsions

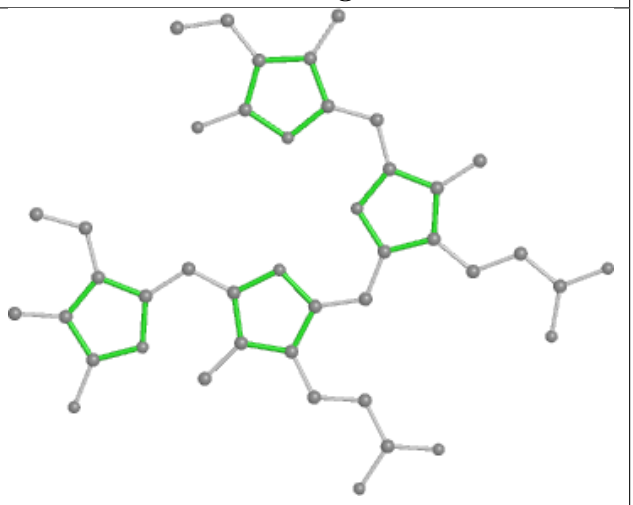

Rings

Ligand PUB ey 1006

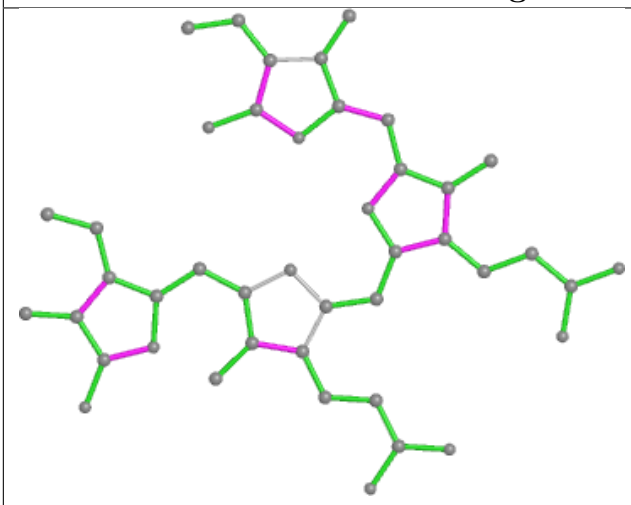

Bond lengths

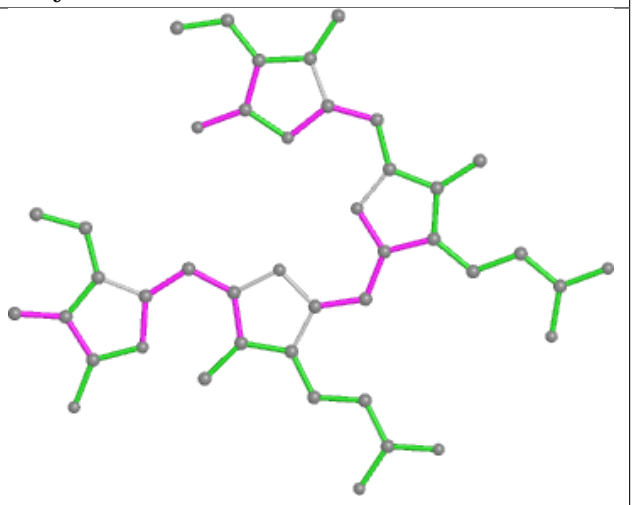

Bond angles

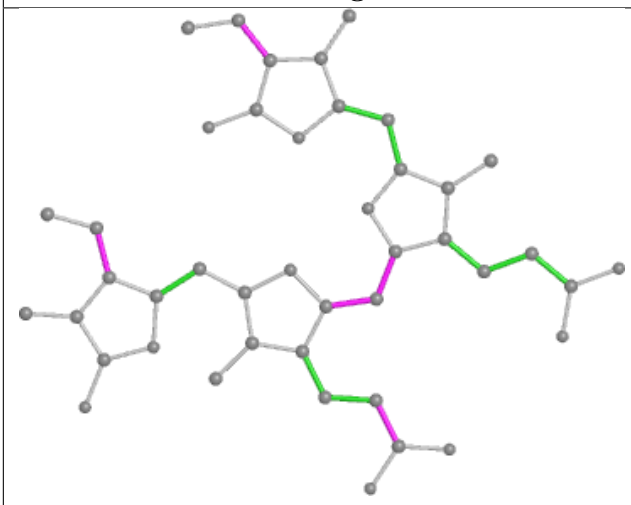

Torsions

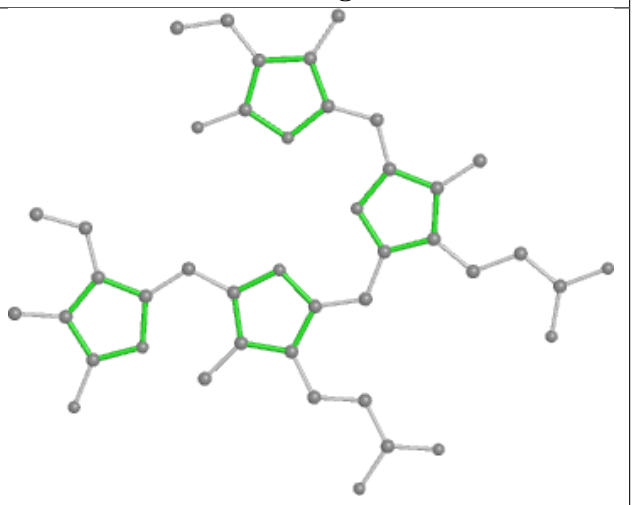

Rings

Ligand PEB do 202

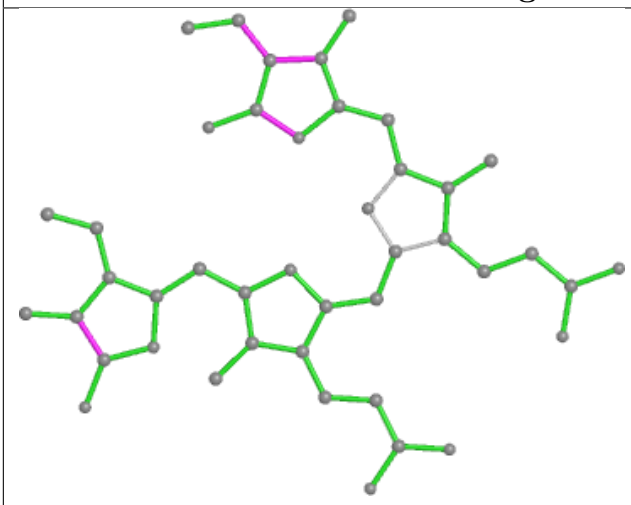

Bond lengths

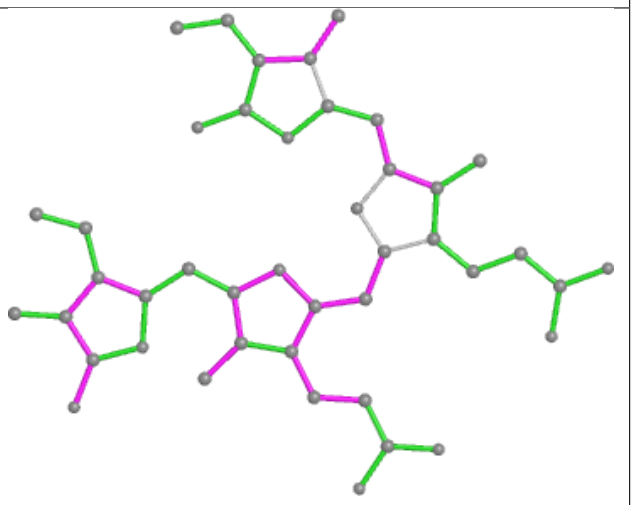

Bond angles

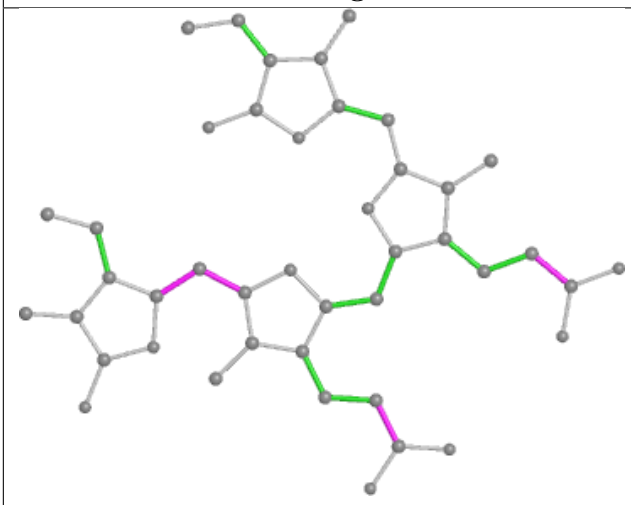

Torsions

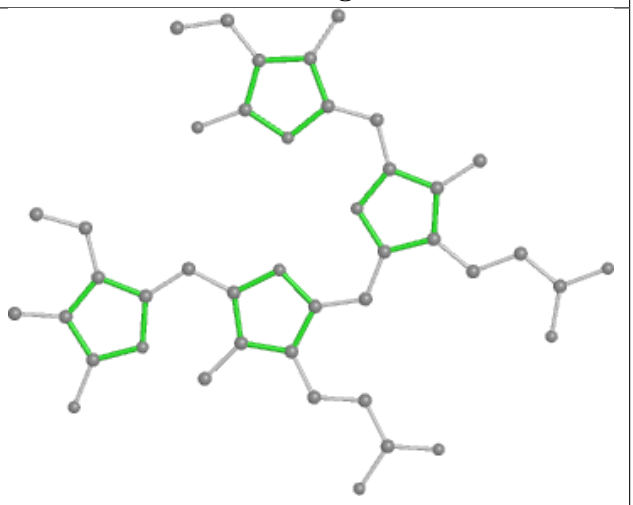

Rings

Ligand PEB ld 201

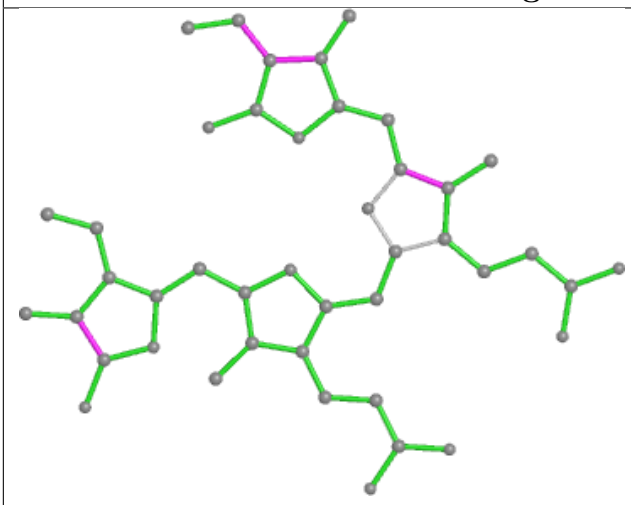

Bond lengths

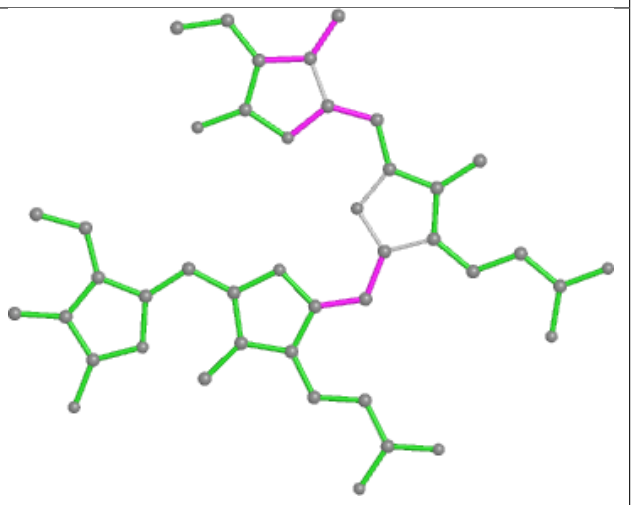

Bond angles

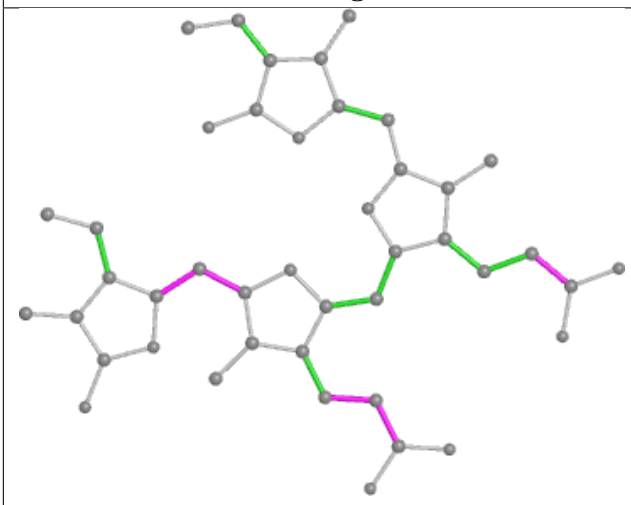

Torsions

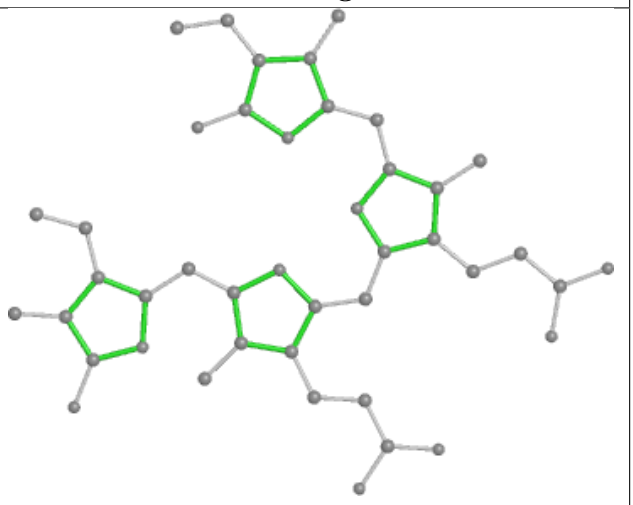

Rings

Ligand PEB H8 201

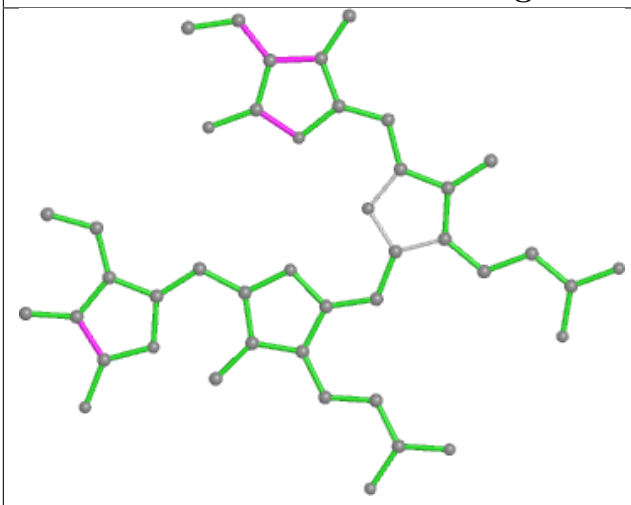

Bond lengths

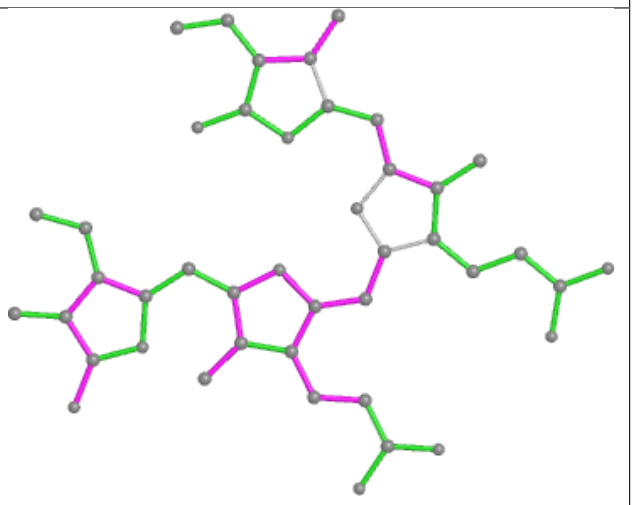

Bond angles

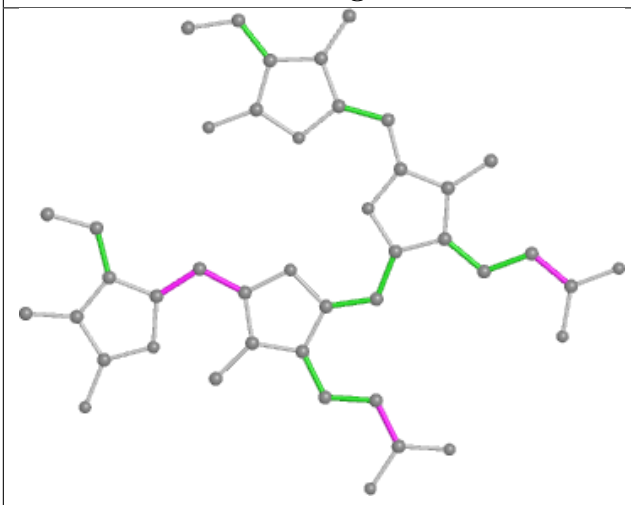

Torsions

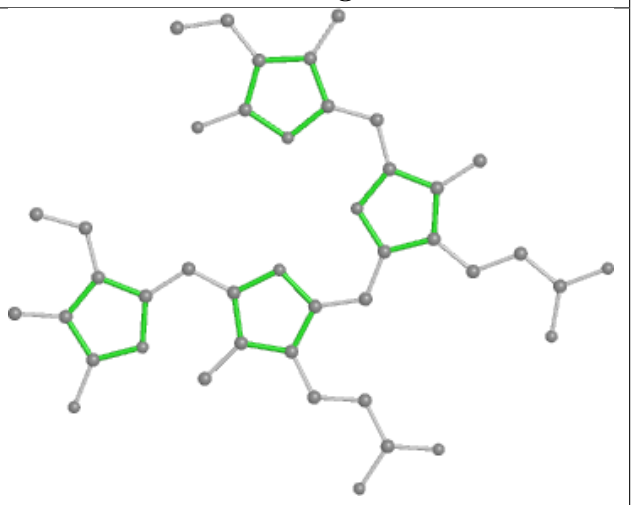

Rings

Ligand PEB dc 203

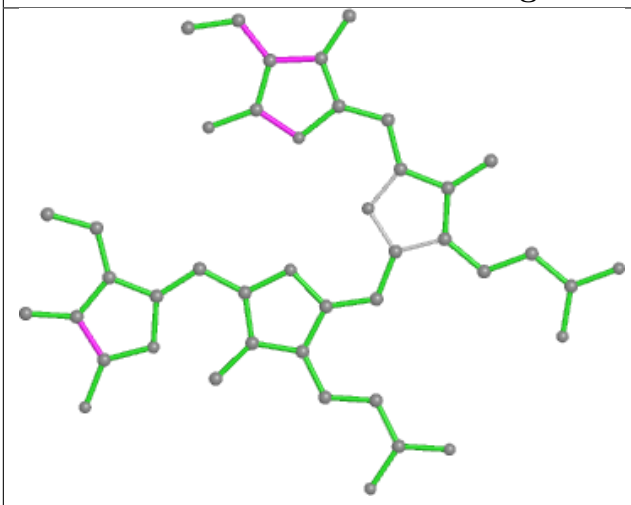

Bond lengths

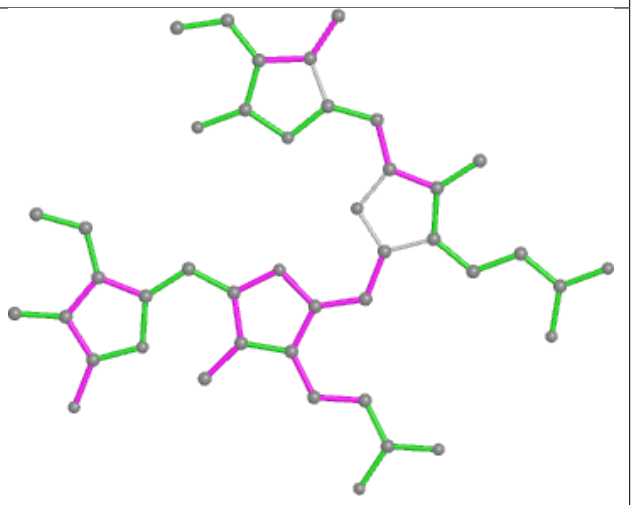

Bond angles

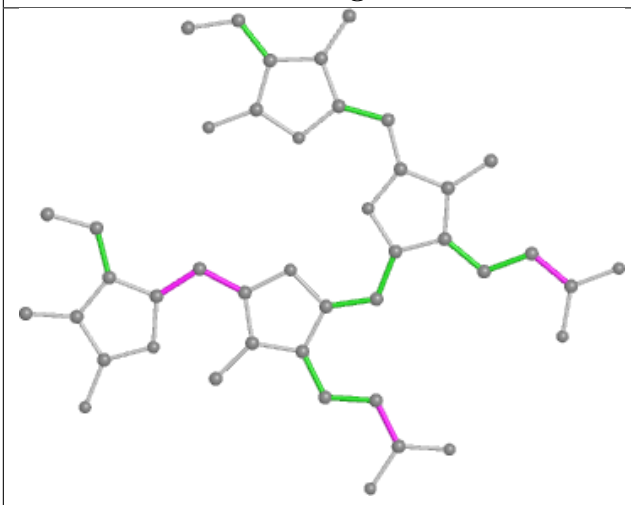

Torsions

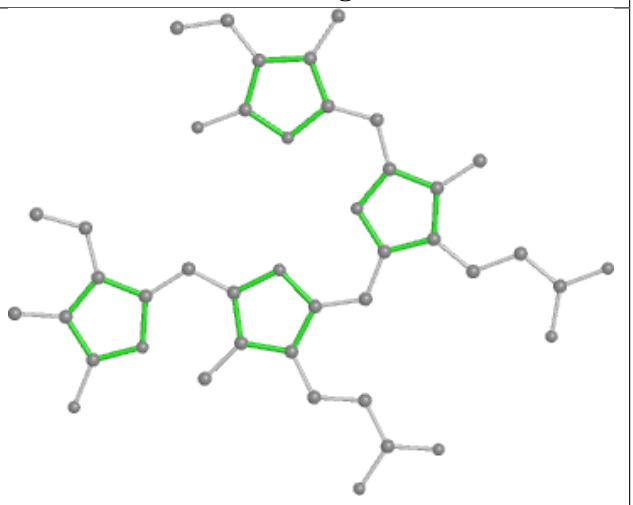

Rings

Ligand PEB T2 201

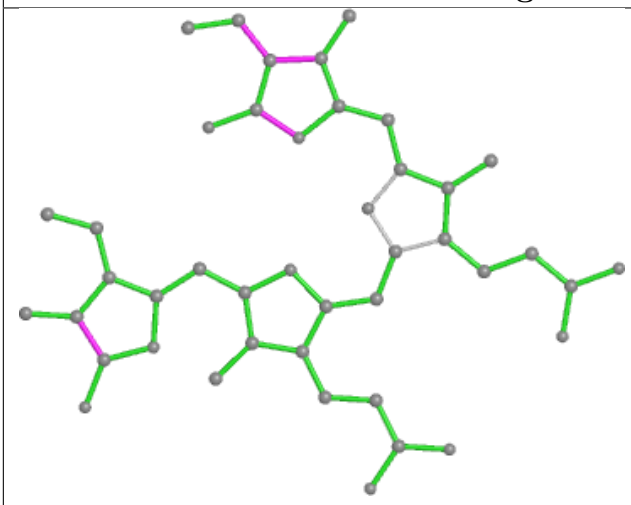

Bond lengths

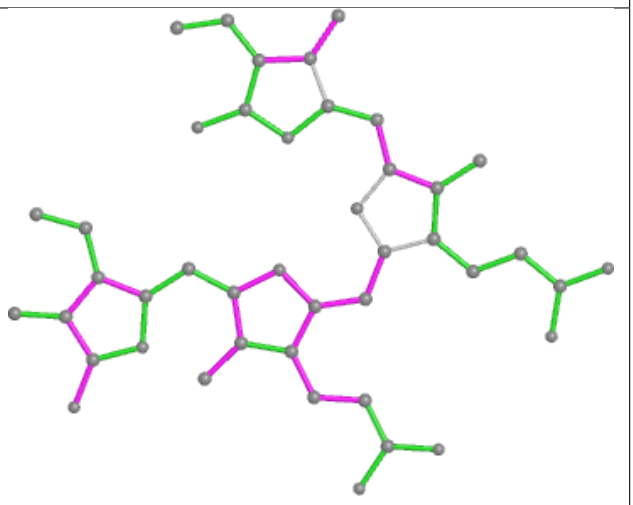

Bond angles

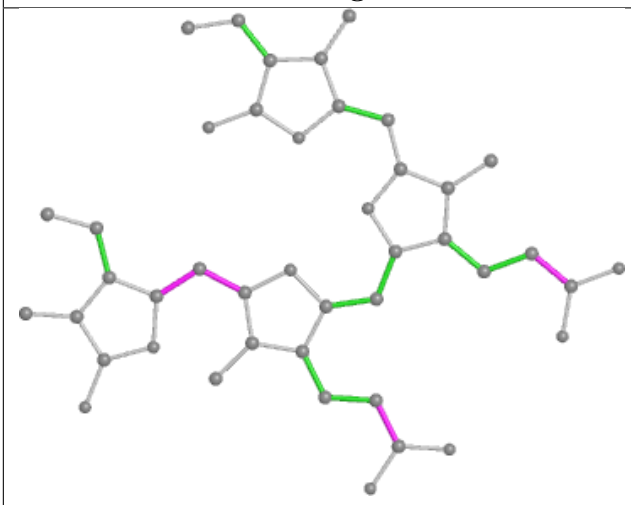

Torsions

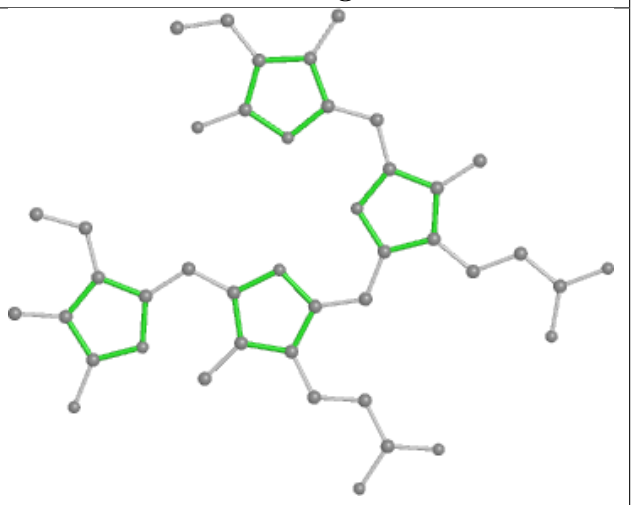

Rings

Ligand PEB dd 201

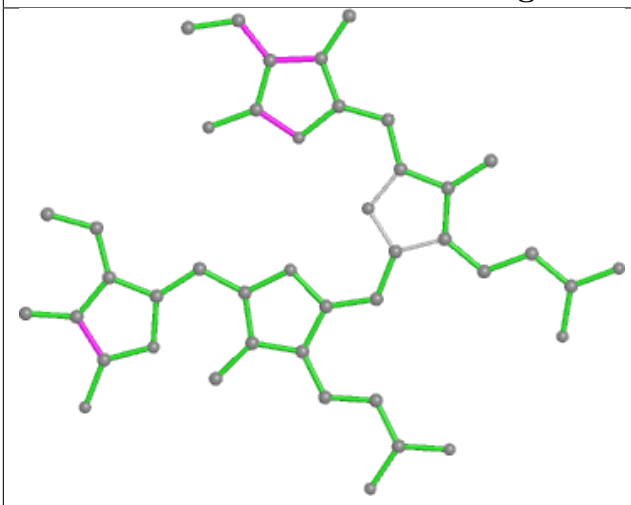

Bond lengths

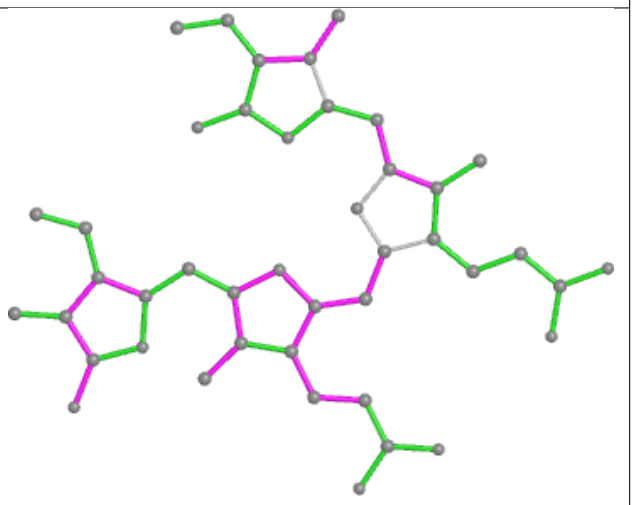

Bond angles

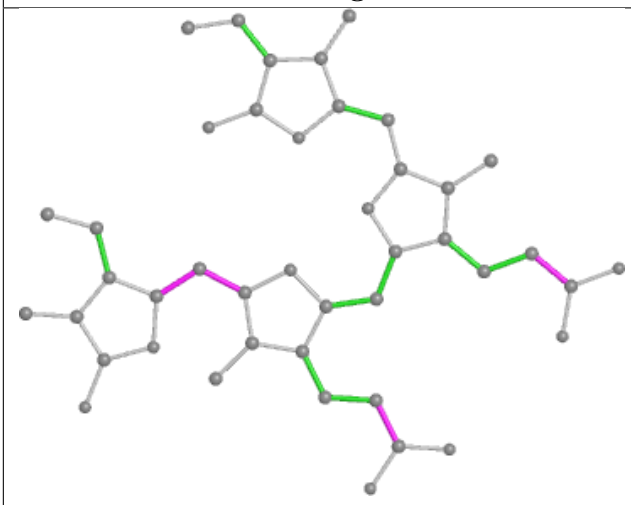

Torsions

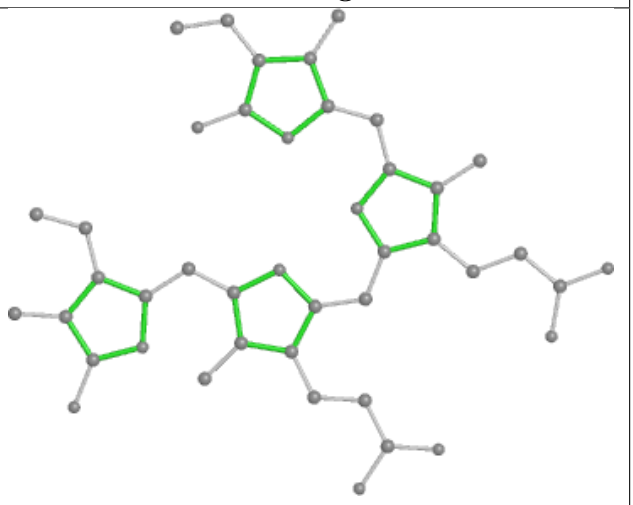

Rings

Ligand PEB hE 1001

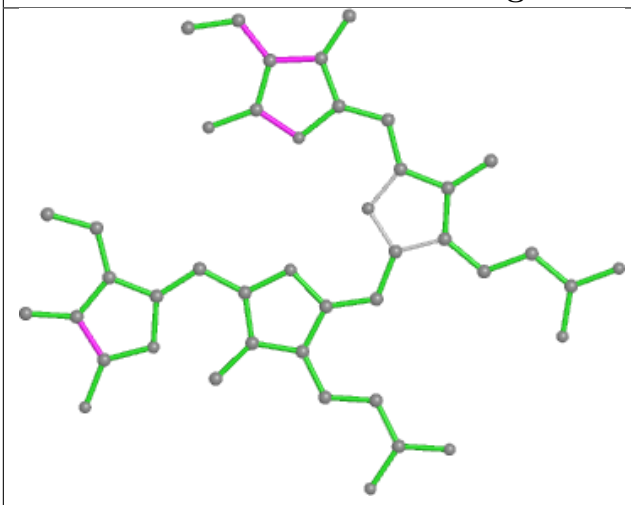

Bond lengths

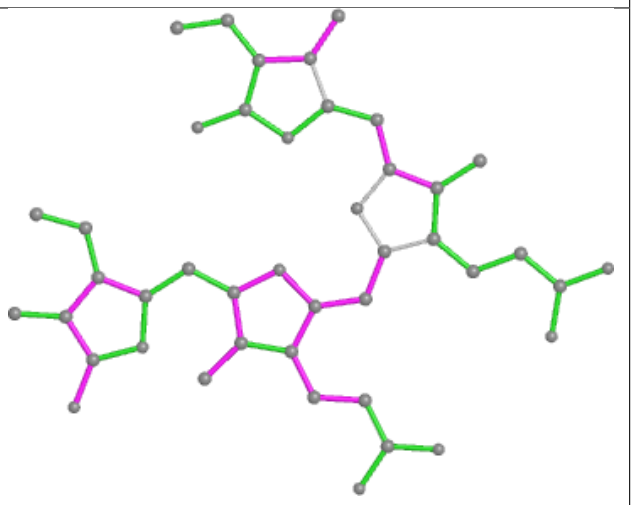

Bond angles

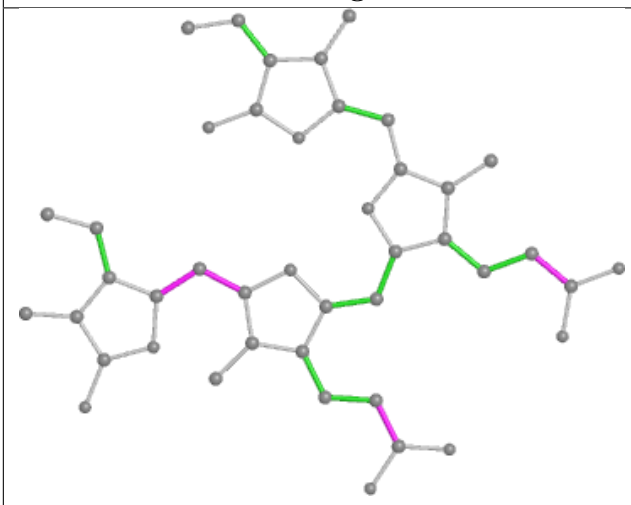

Torsions

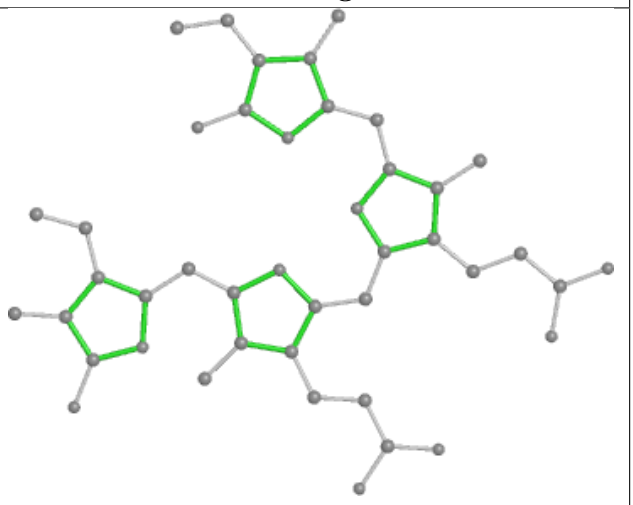

Rings

Ligand PEB hV 201

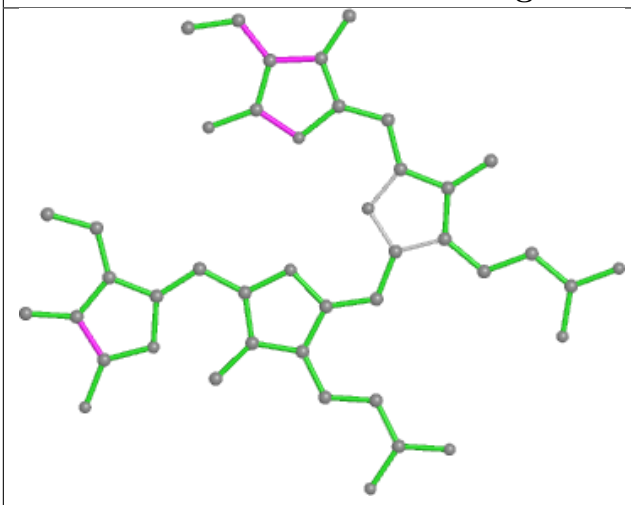

Bond lengths

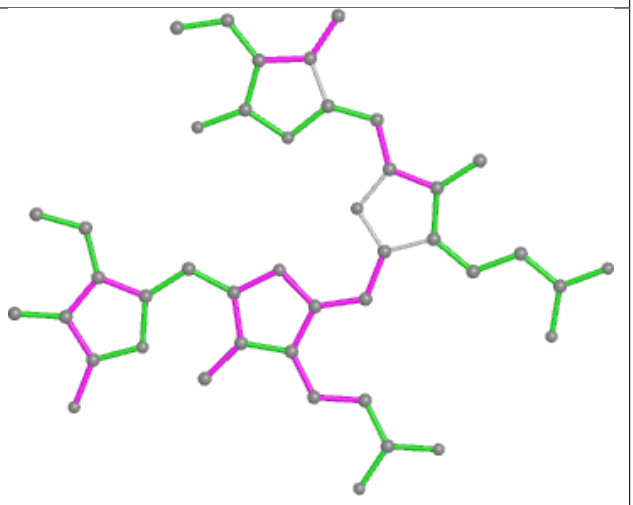

Bond angles

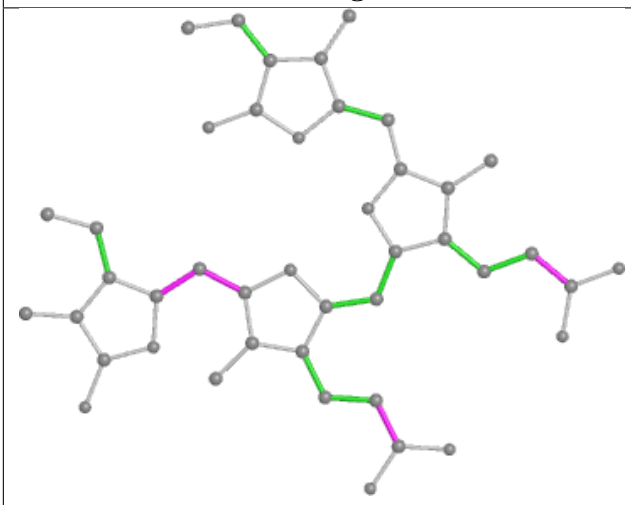

Torsions

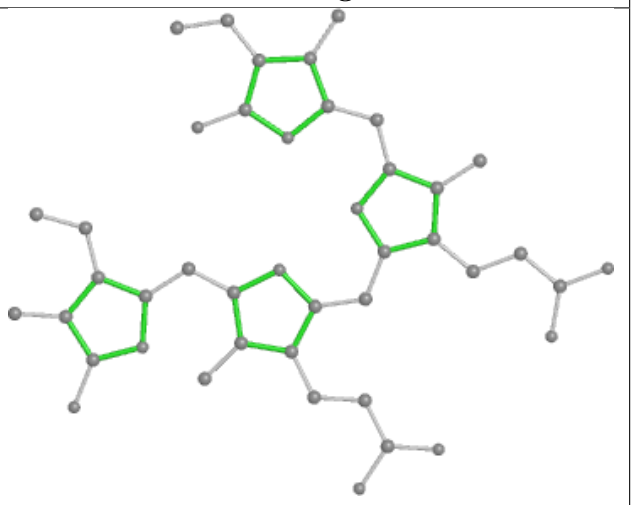

Rings

Ligand PEB gx 202

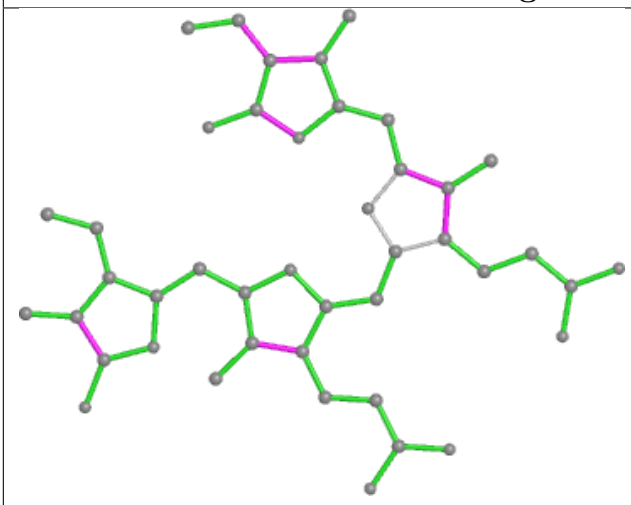

Bond lengths

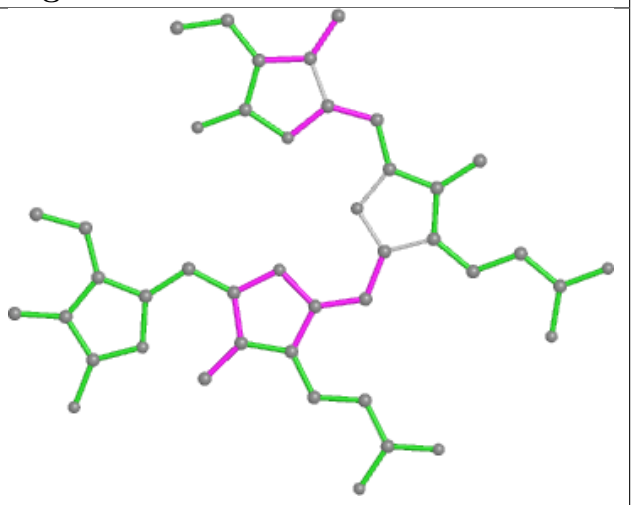

Bond angles

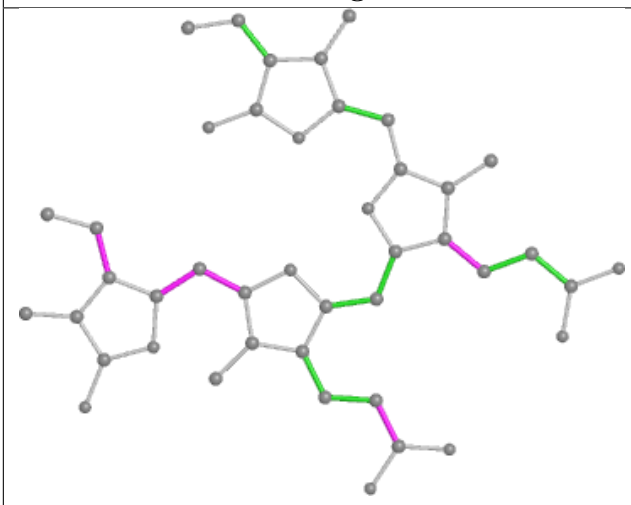

Torsions

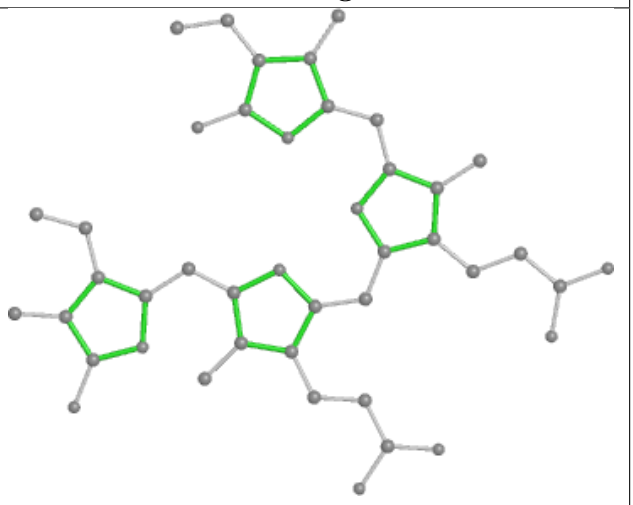

Rings

Ligand PEB fw 202

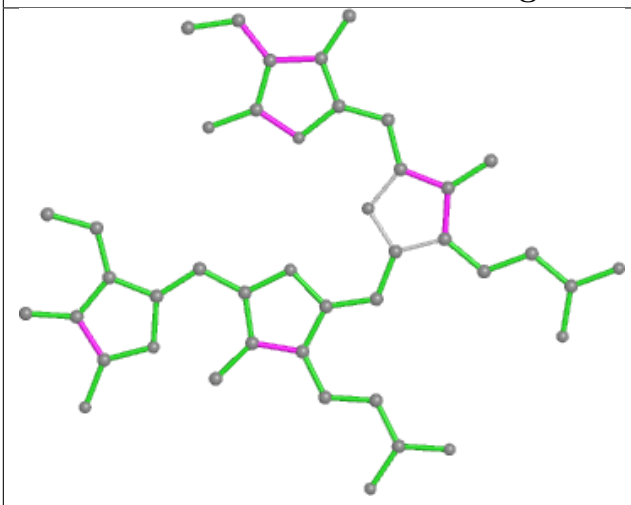

Bond lengths

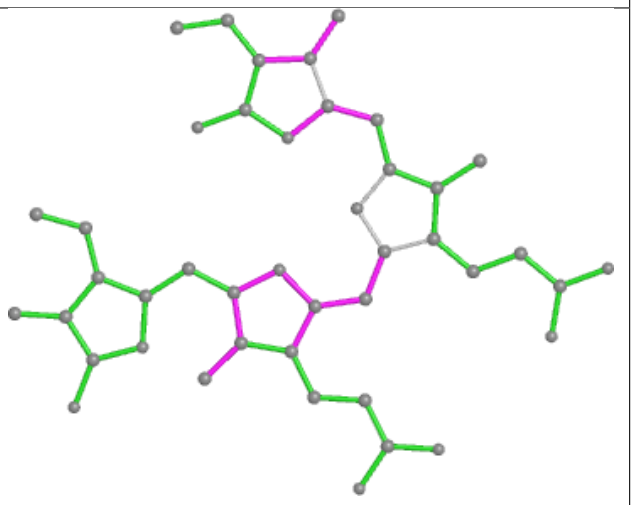

Bond angles

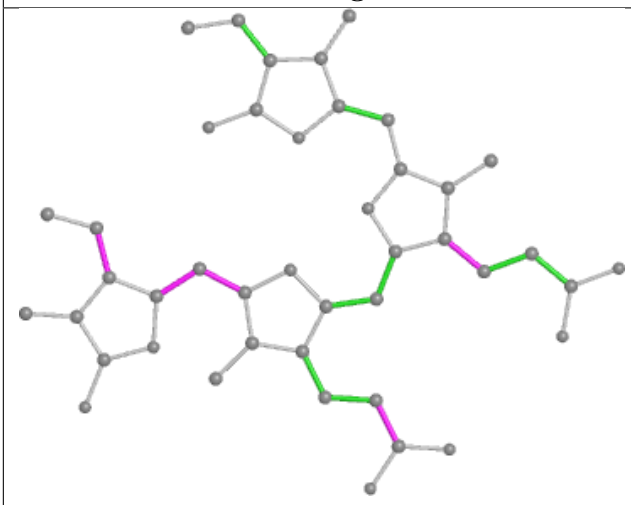

Torsions

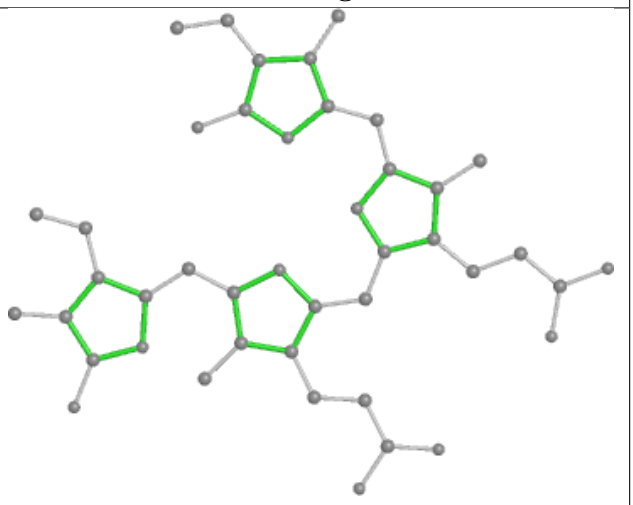

Rings

Ligand PEB I8 201

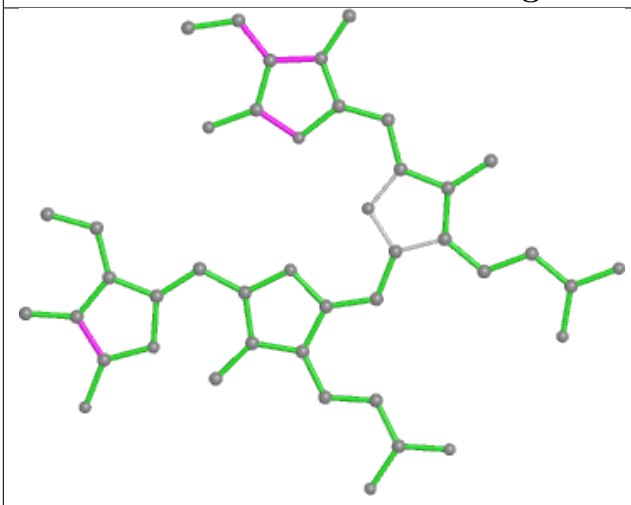

Bond lengths

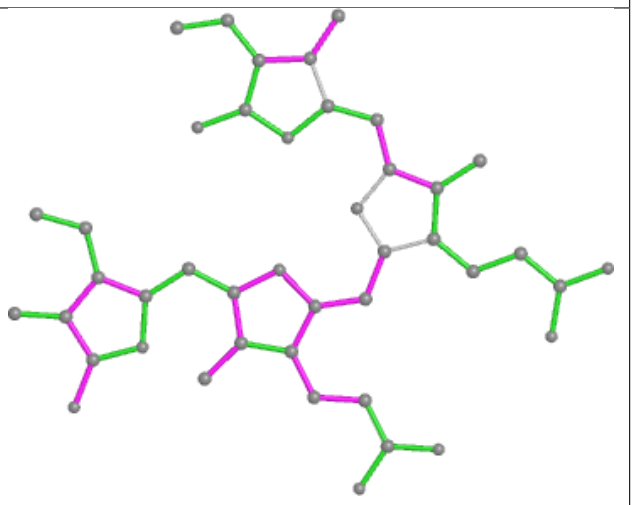

Bond angles

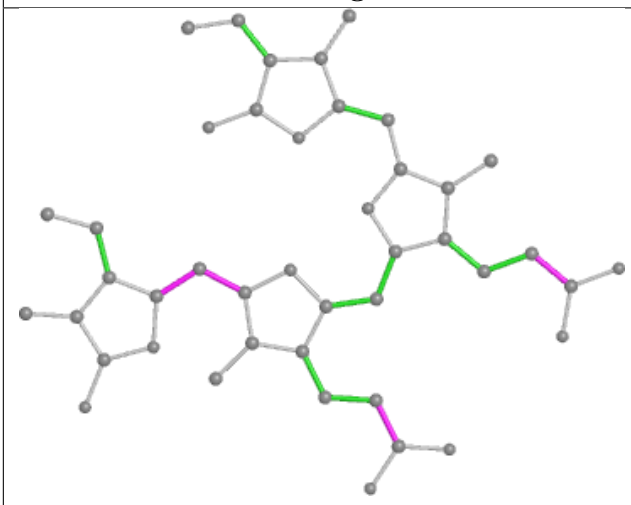

Torsions

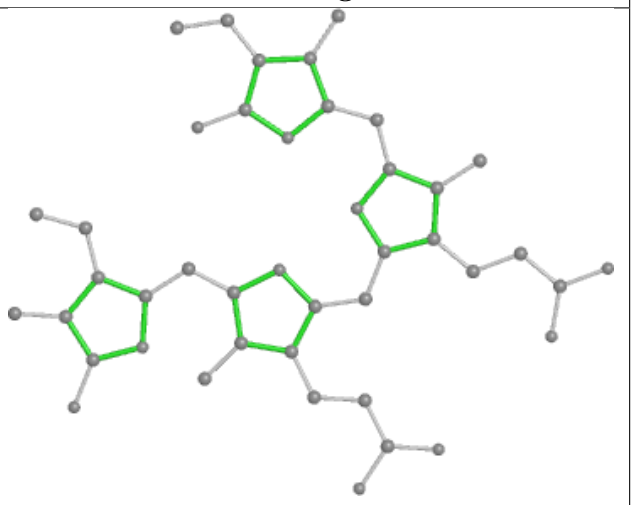

Rings

Ligand PEB cT 1001

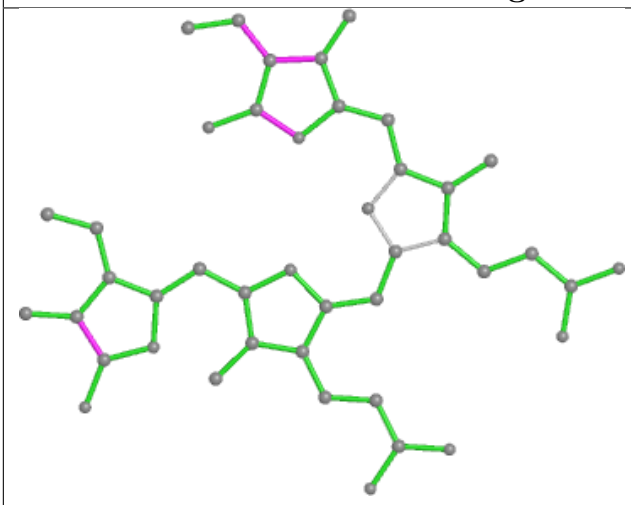

Bond lengths

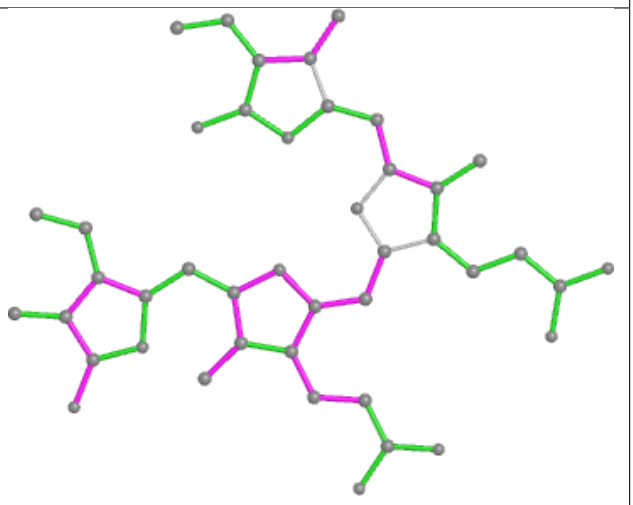

Bond angles

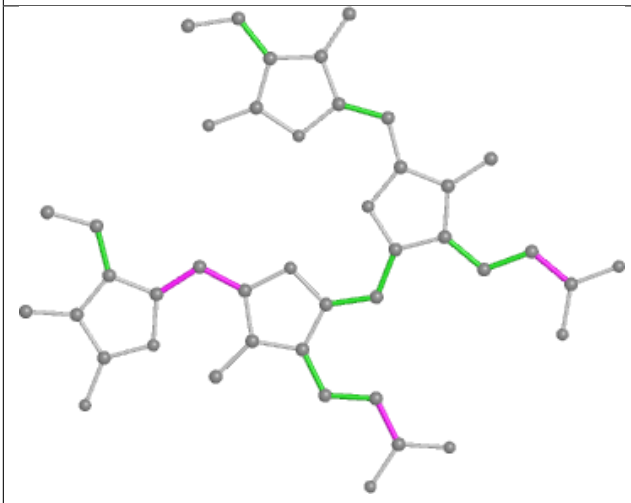

Torsions

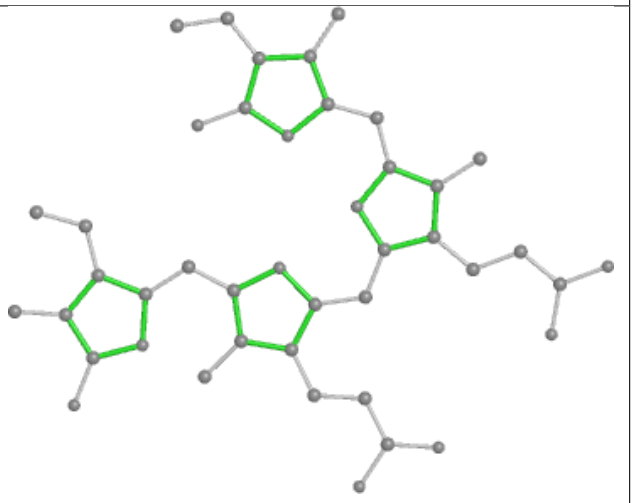

Rings

Ligand PEB gb 1002

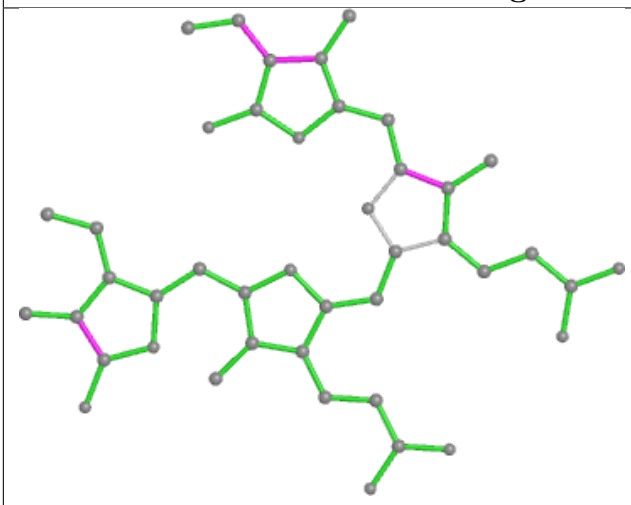

Bond lengths

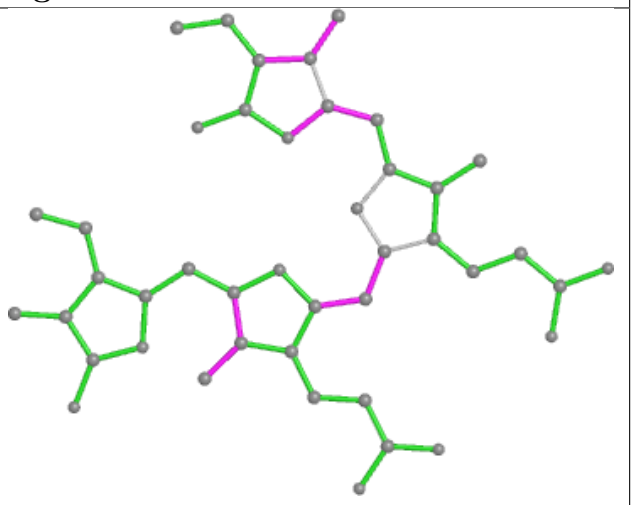

Bond angles

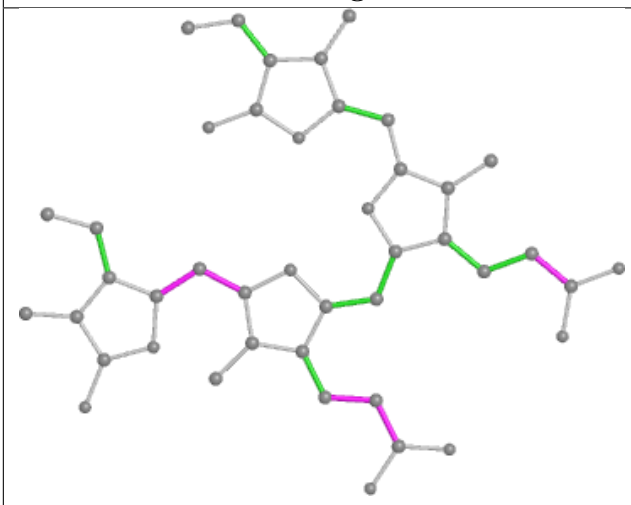

Torsions

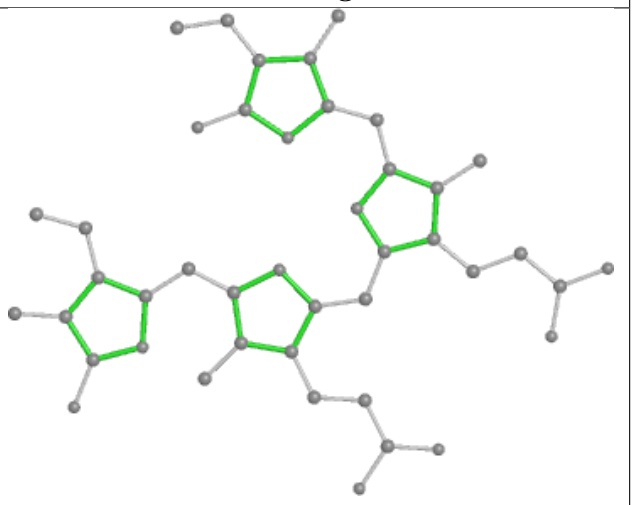

Rings

Ligand PEB aA 201

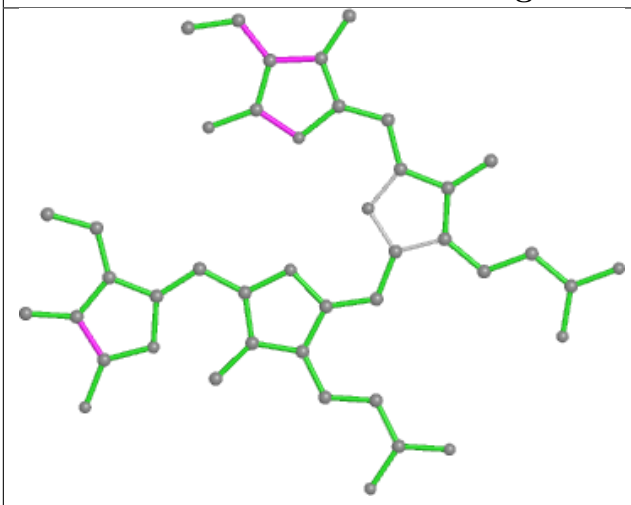

Bond lengths

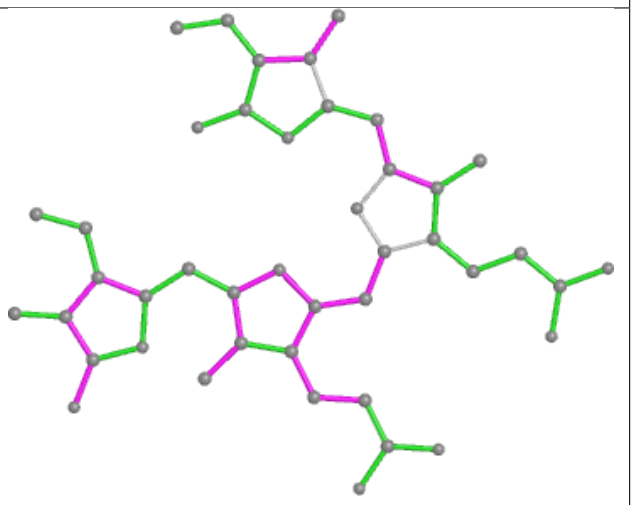

Bond angles

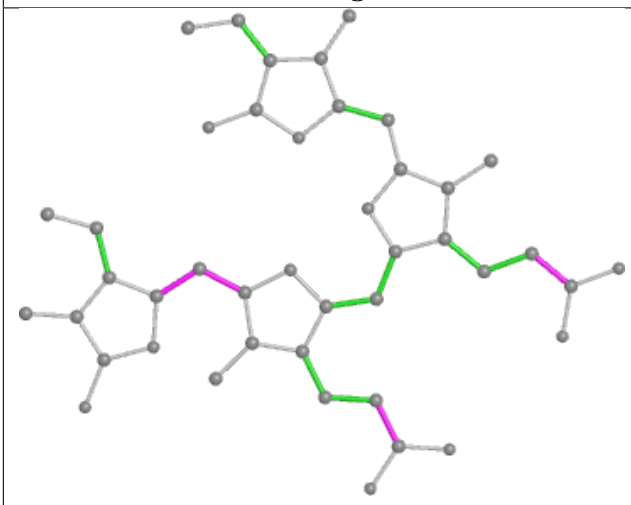

Torsions

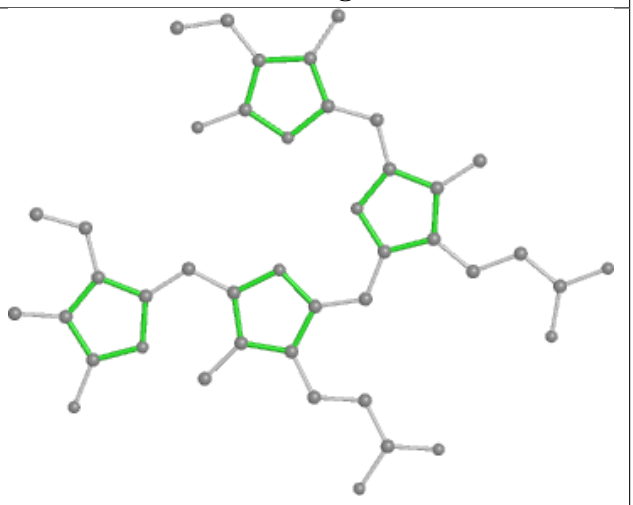

Rings

Ligand PEB lp 202

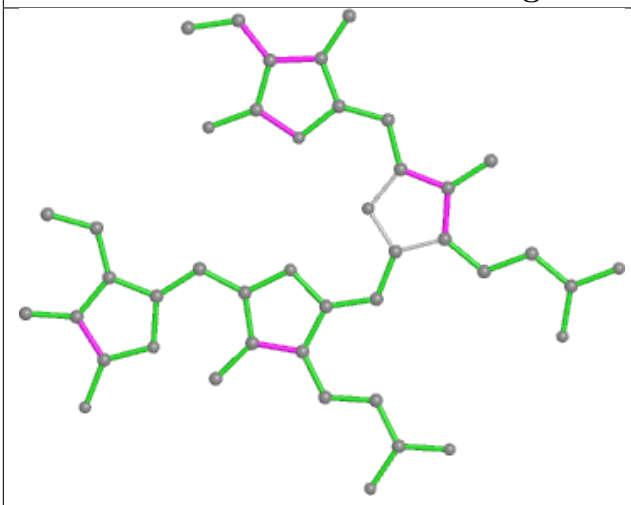

Bond lengths

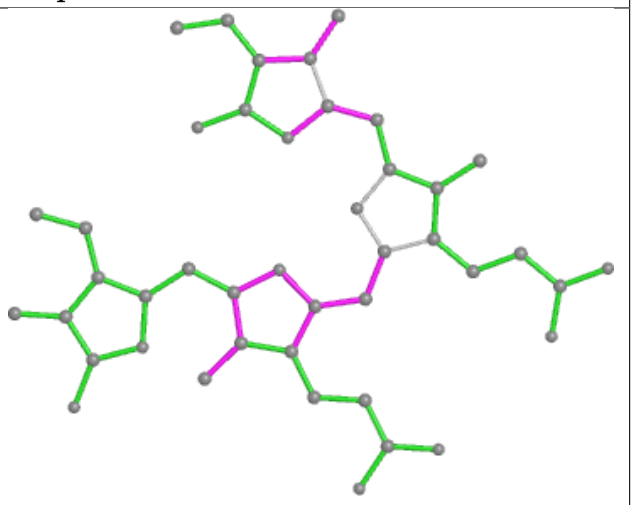

Bond angles

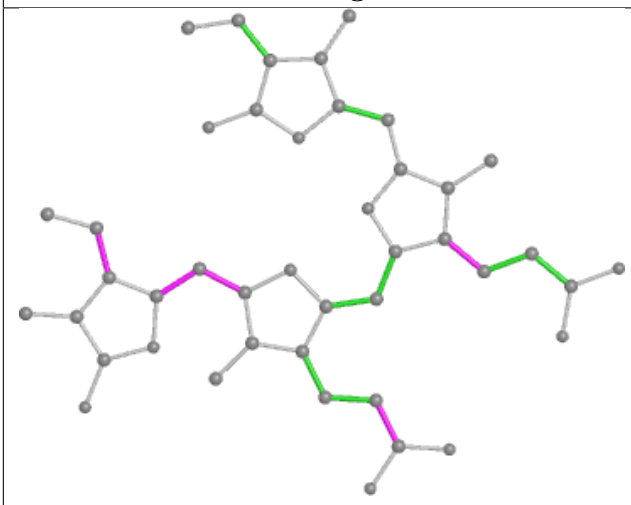

Torsions

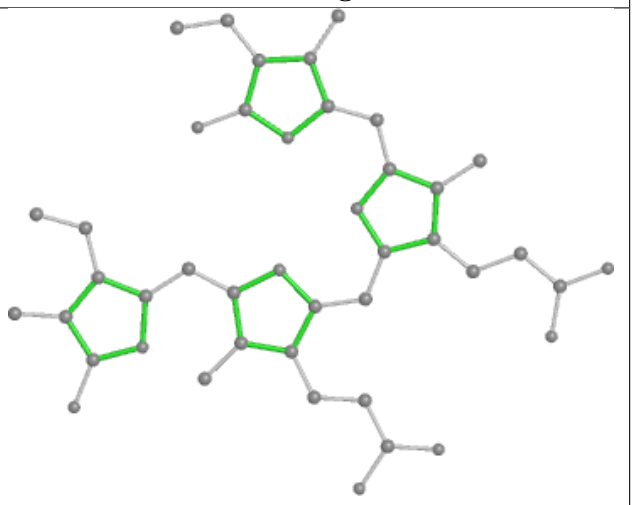

Rings

Ligand PEB v5 201

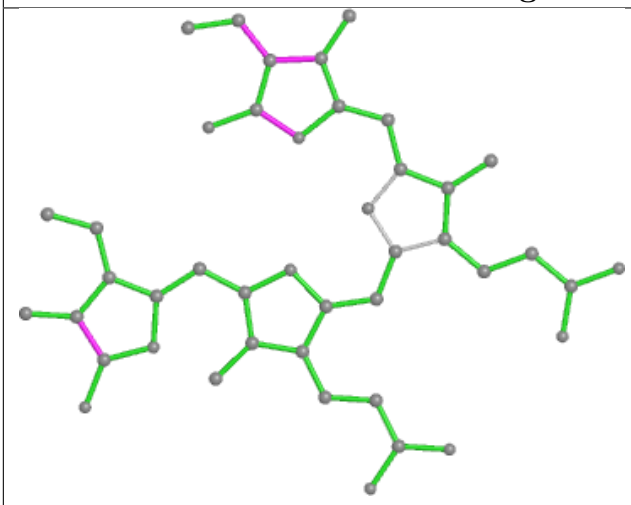

Bond lengths

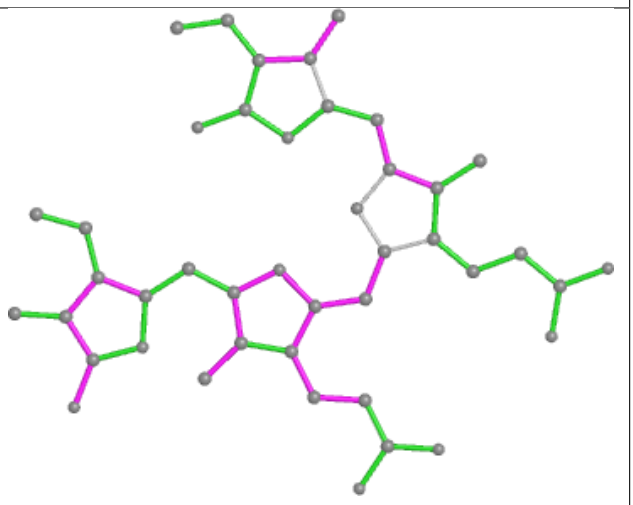

Bond angles

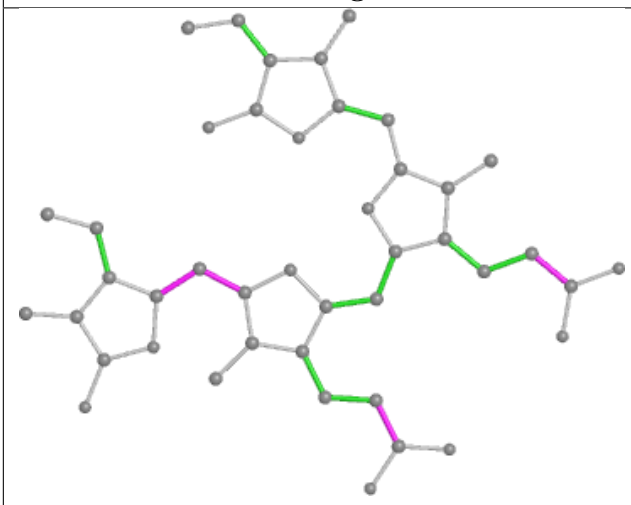

Torsions

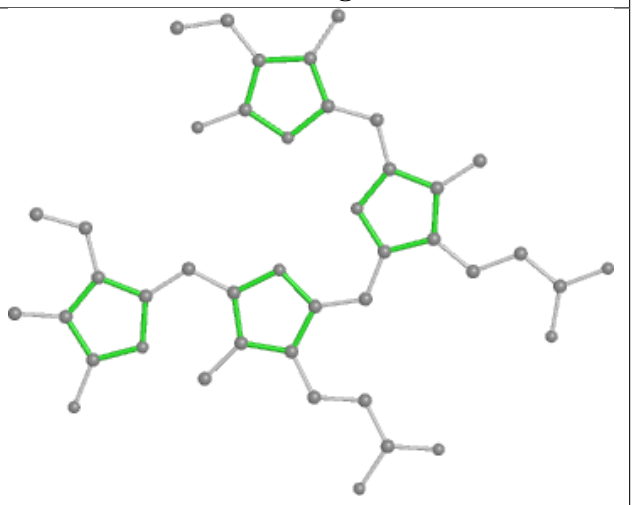

Rings

Ligand PEB q3 1001

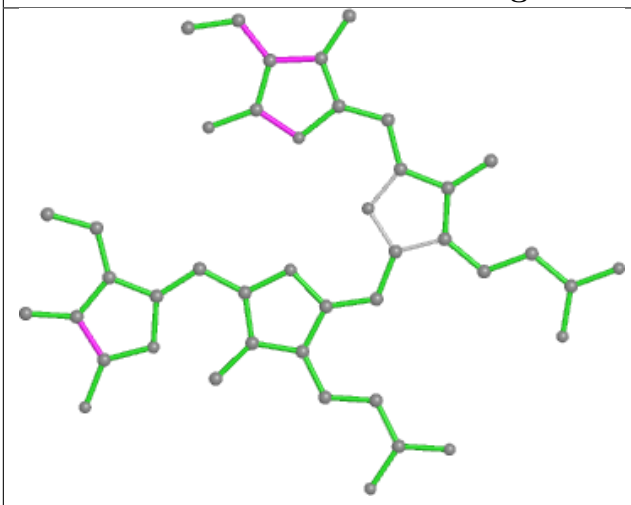

Bond lengths

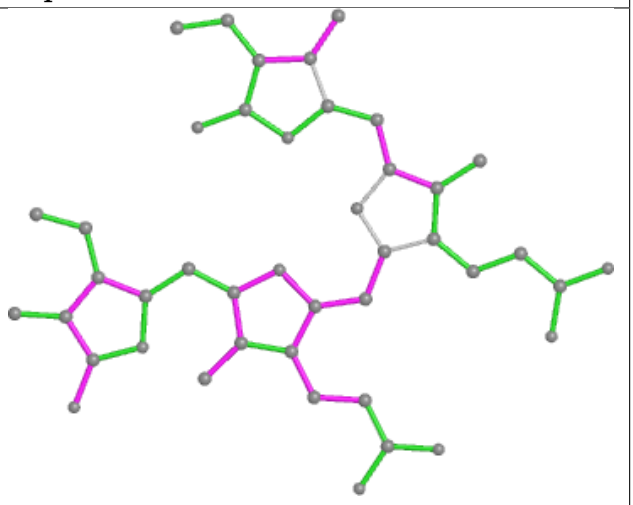

Bond angles

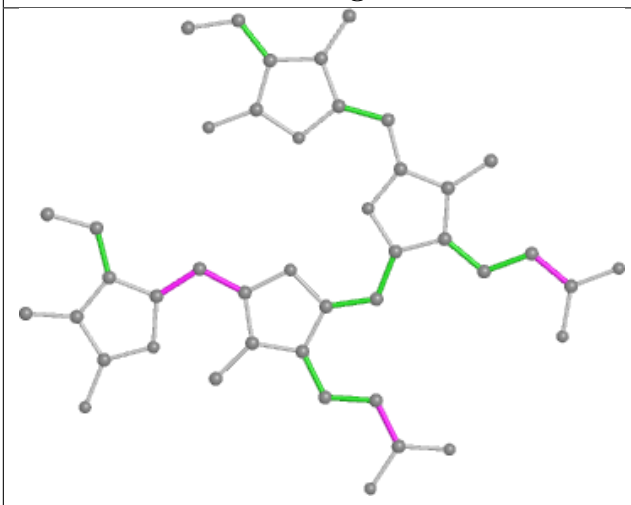

Torsions

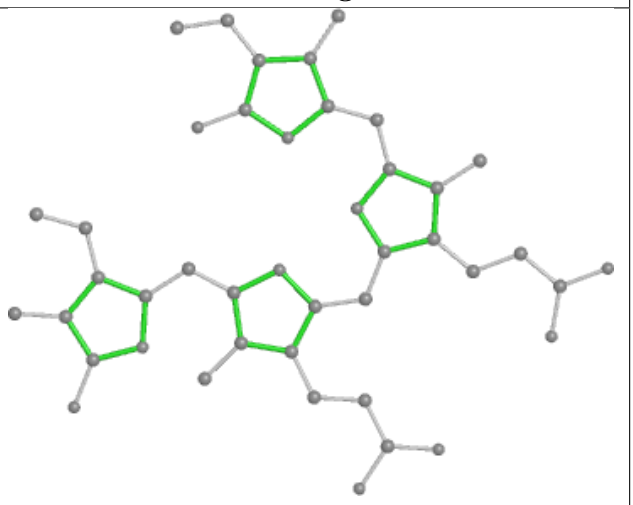

Rings

Ligand PEB T8 301

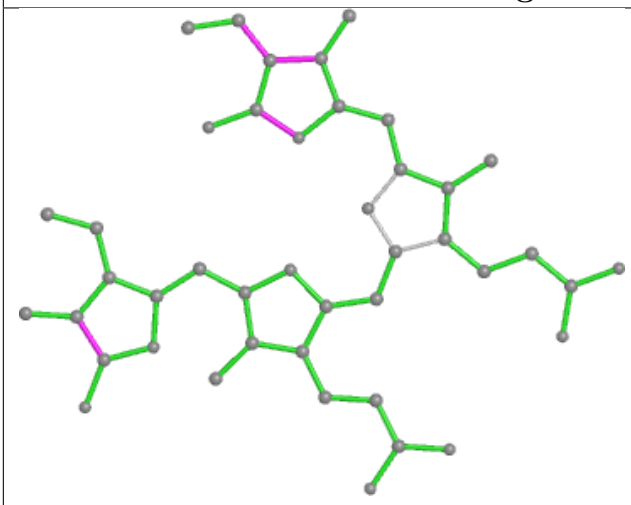

Bond lengths

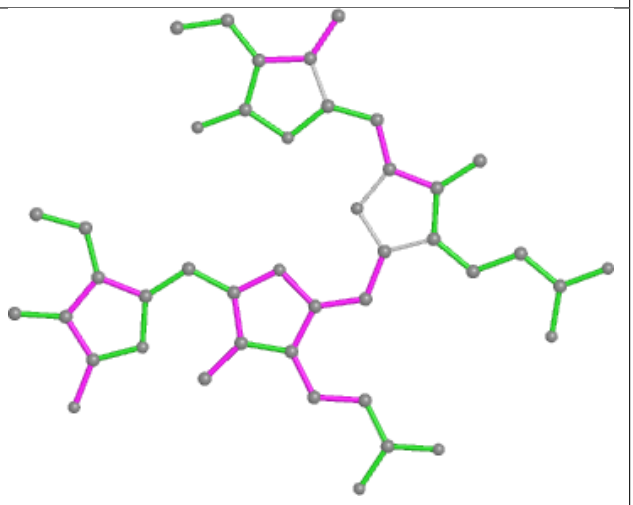

Bond angles

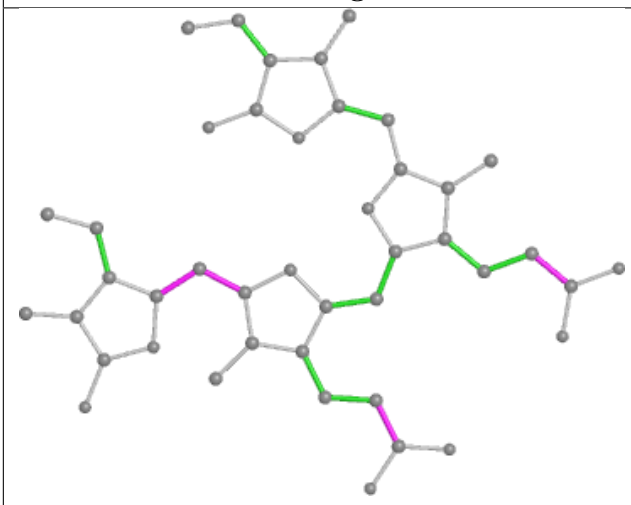

Torsions

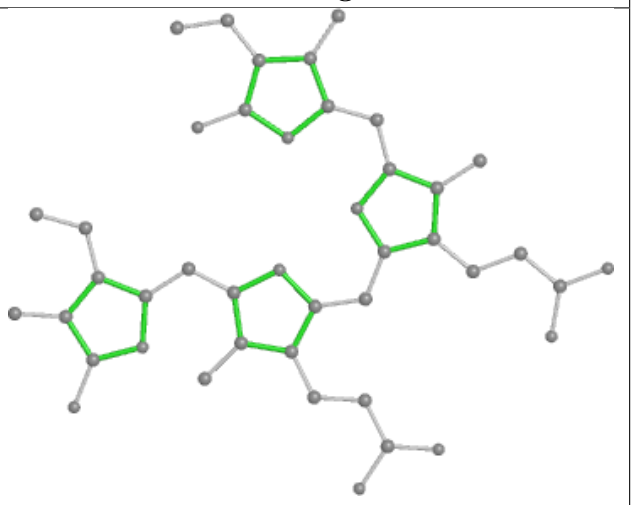

Rings

Ligand PUB cF 202

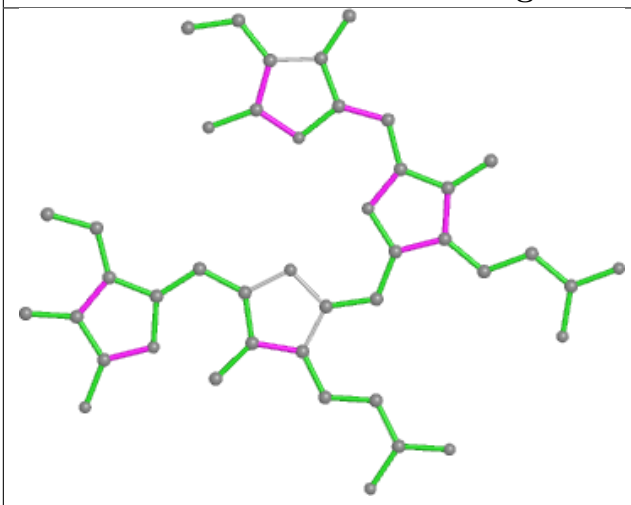

Bond lengths

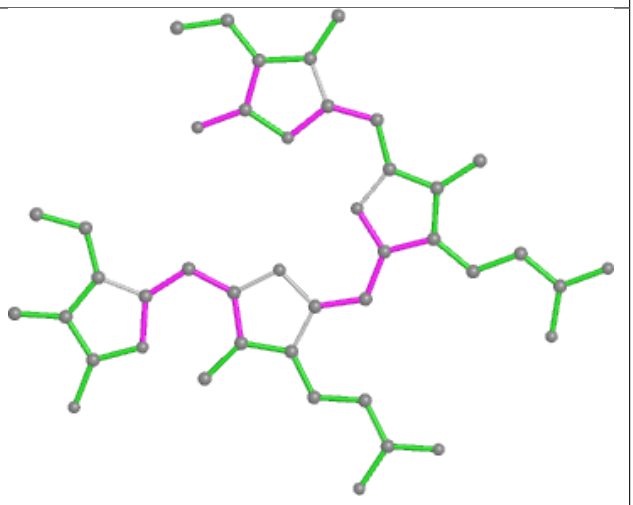

Bond angles

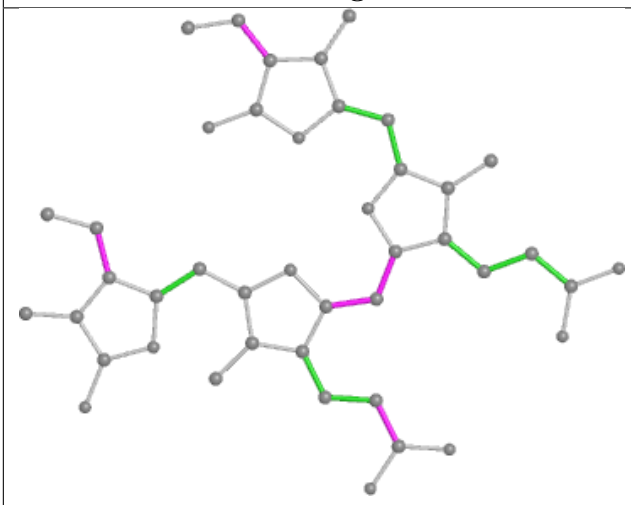

Torsions

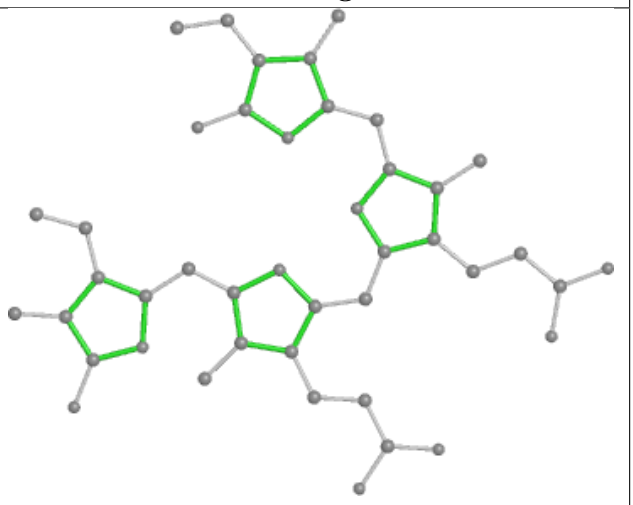

Rings

Ligand PEB ev 202

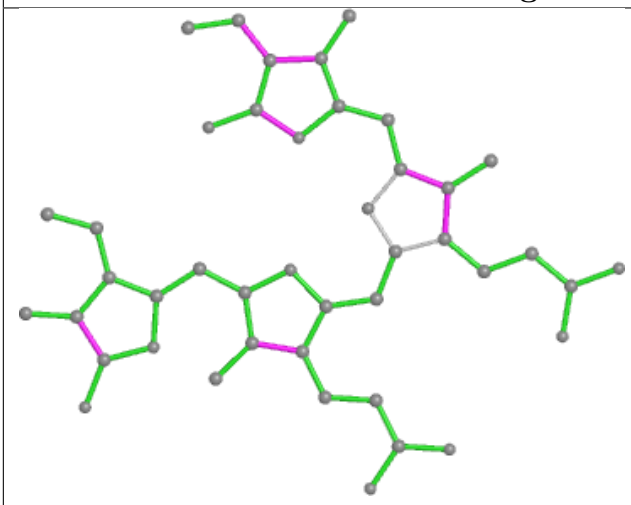

Bond lengths

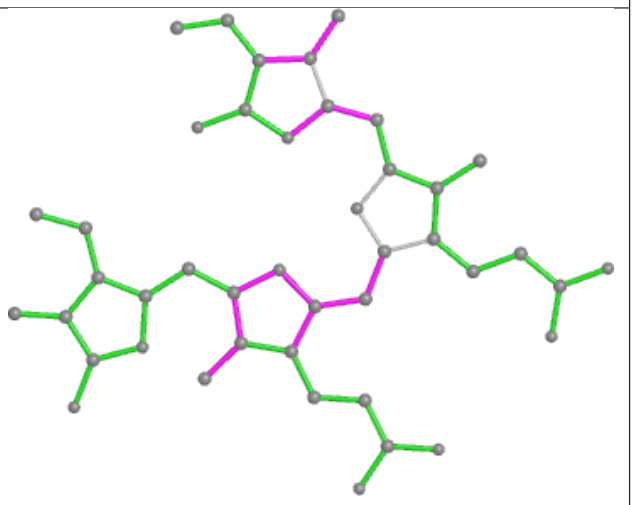

Bond angles

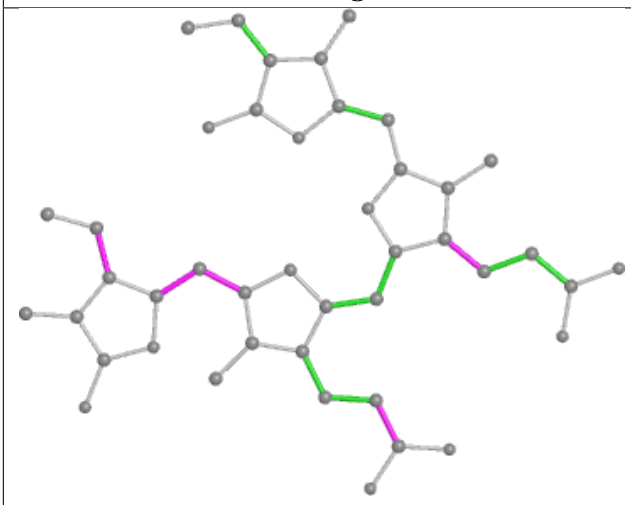

Torsions

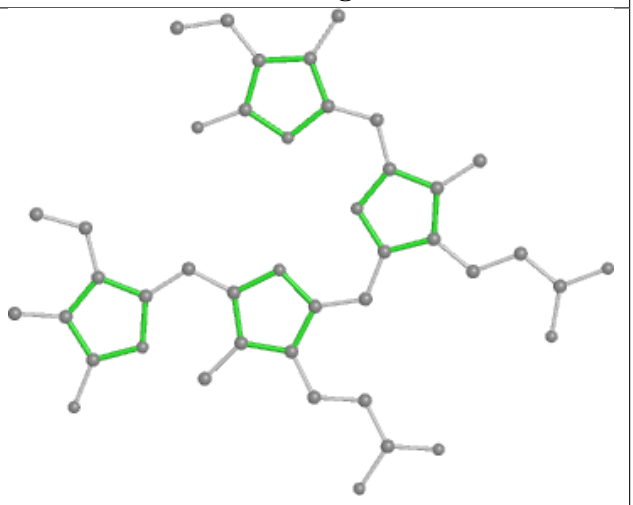

Rings

Ligand PEB dp 202

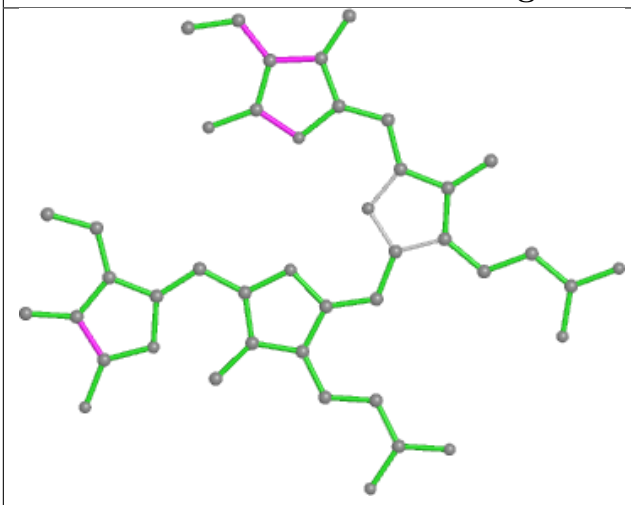

Bond lengths

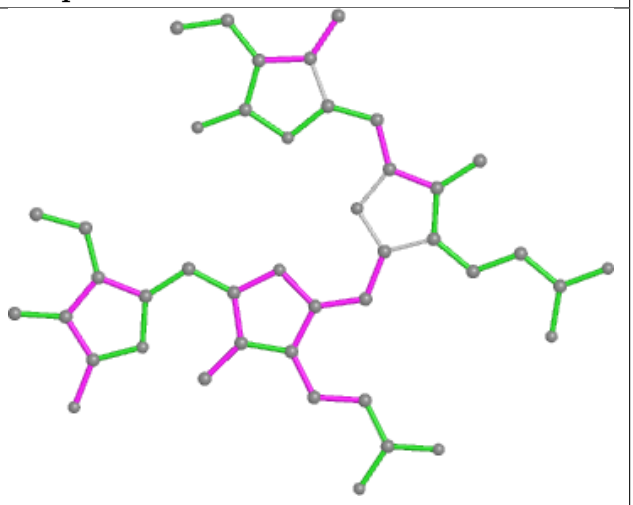

Bond angles

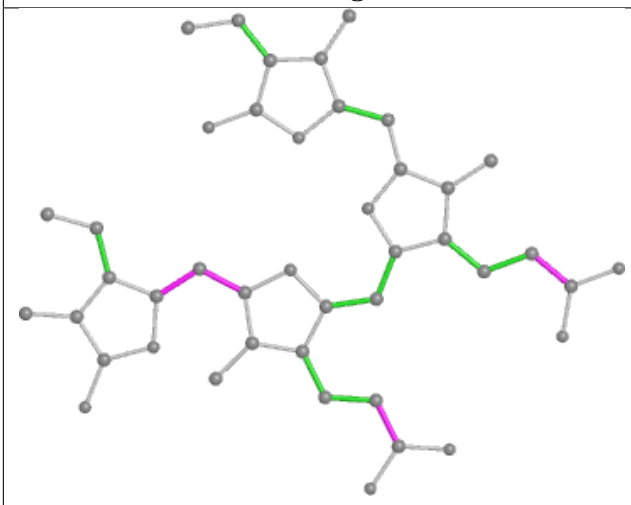

Torsions

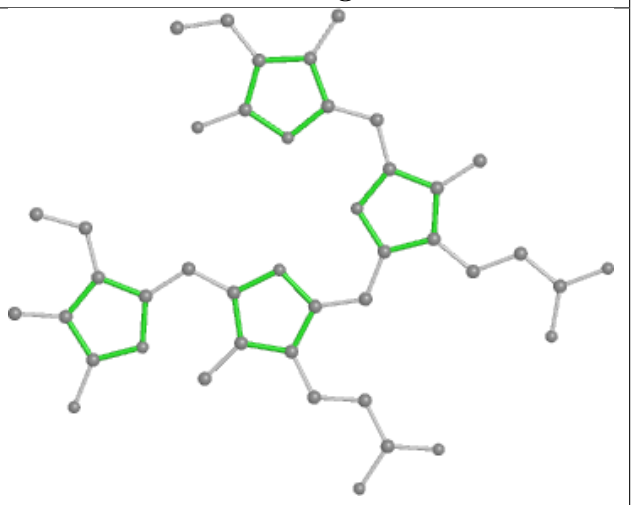

Rings

Ligand PEB t3 202

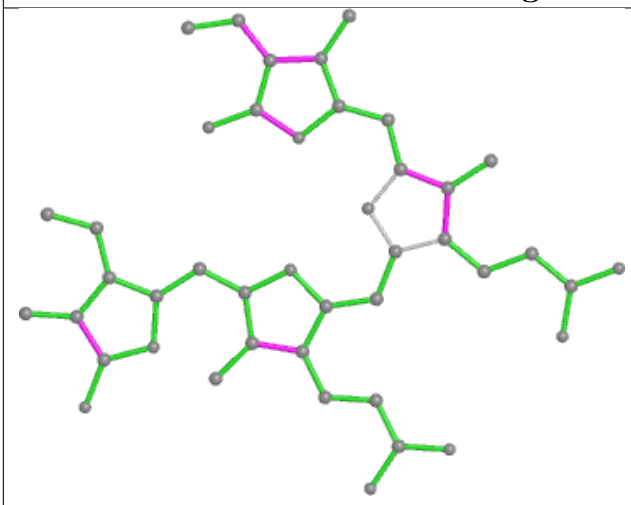

Bond lengths

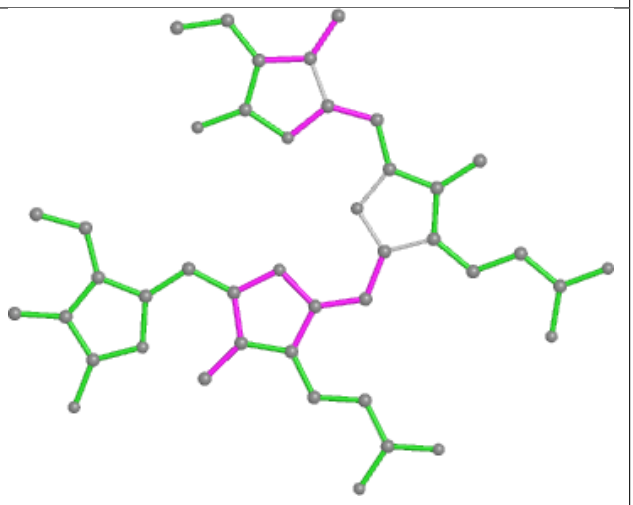

Bond angles

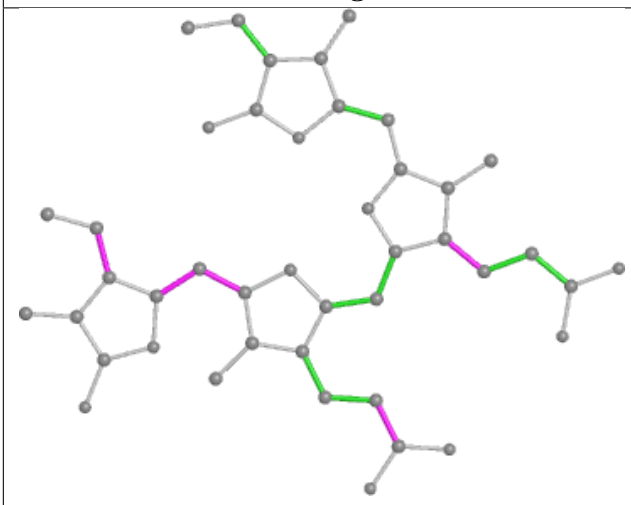

Torsions

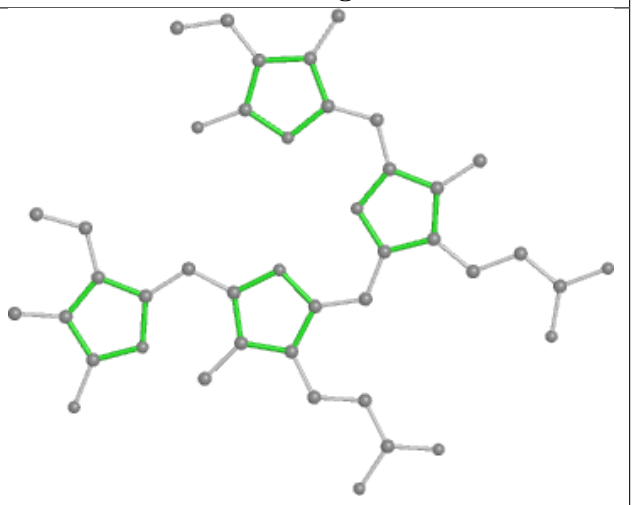

Rings

Ligand PEB I6 201

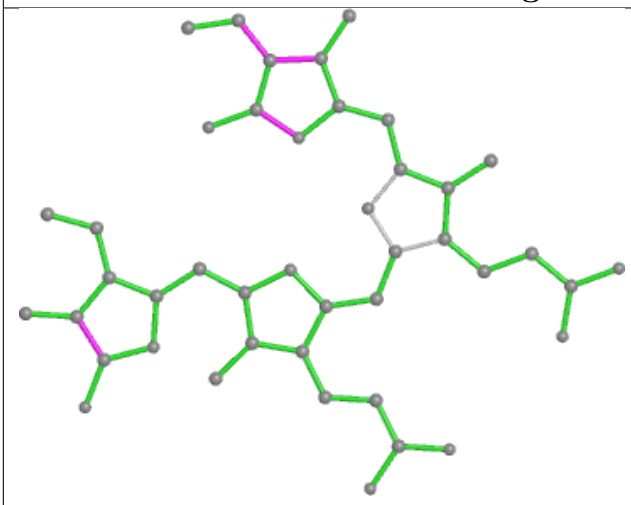

Bond lengths

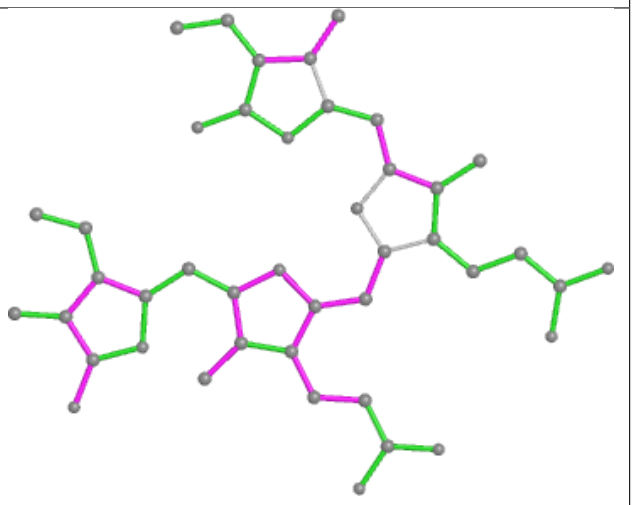

Bond angles

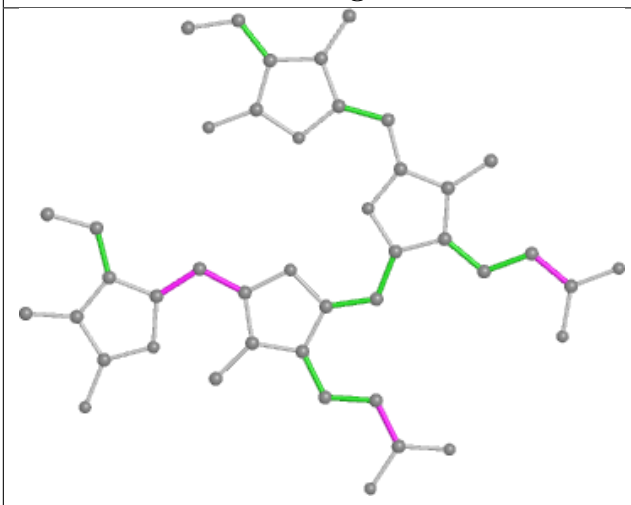

Torsions

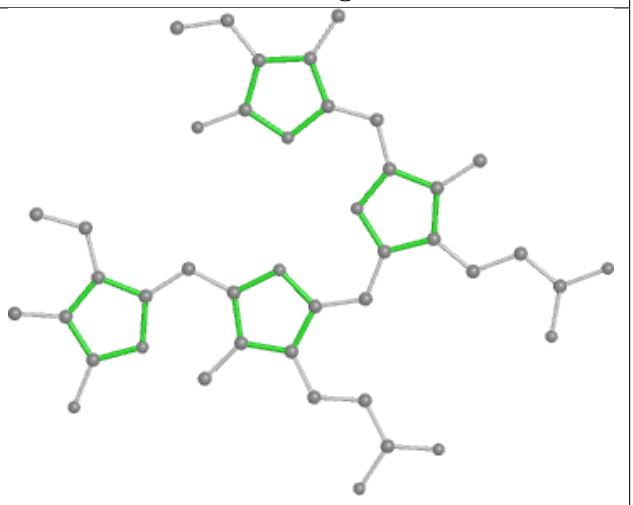

Rings

Ligand PEB M2 201

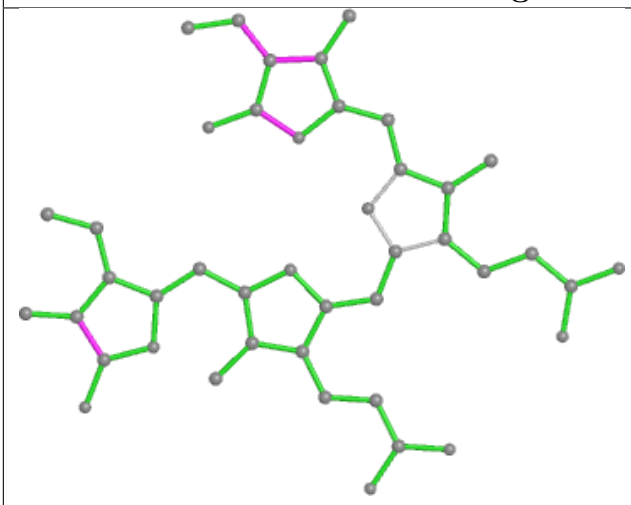

Bond lengths

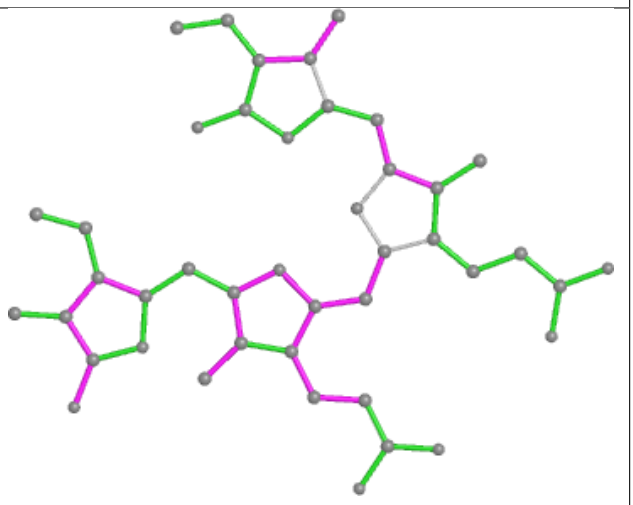

Bond angles

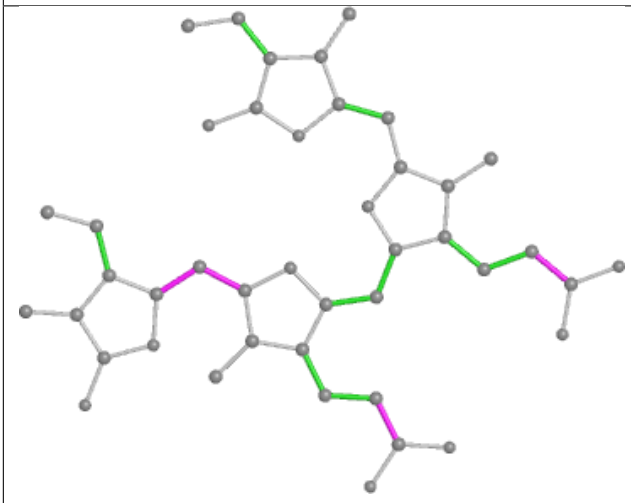

Torsions

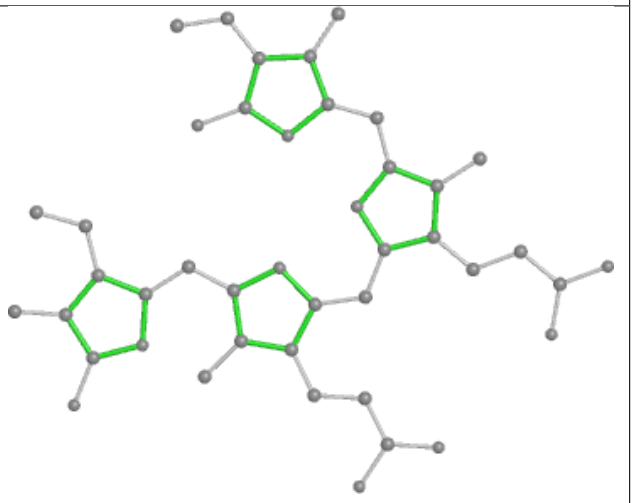

Rings

Ligand PEB cI 202

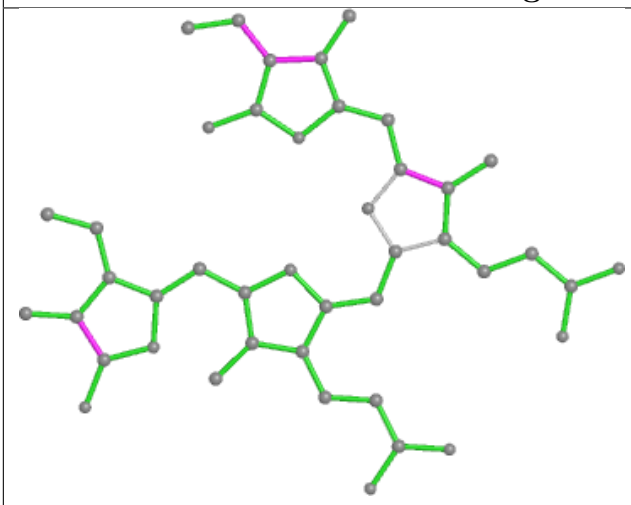

Bond lengths

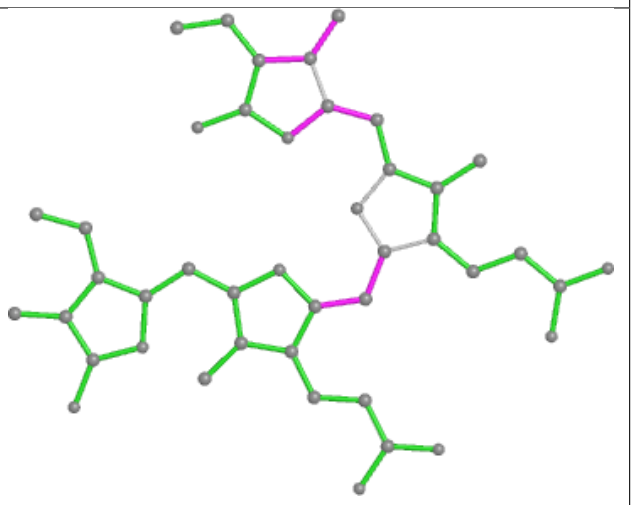

Bond angles

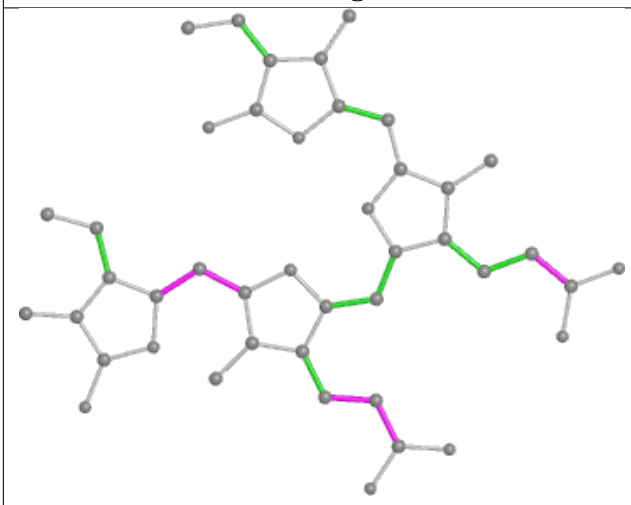

Torsions

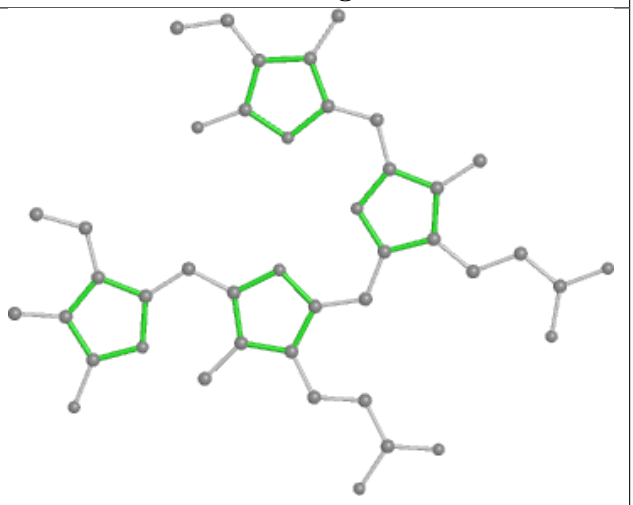

Rings

Ligand PEB D8 202

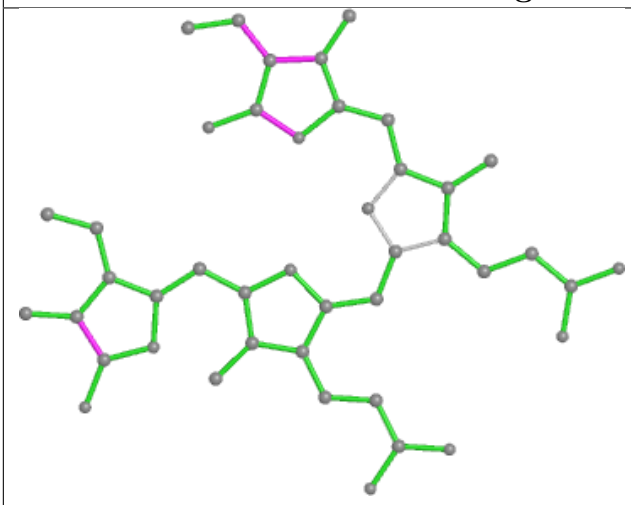

Bond lengths

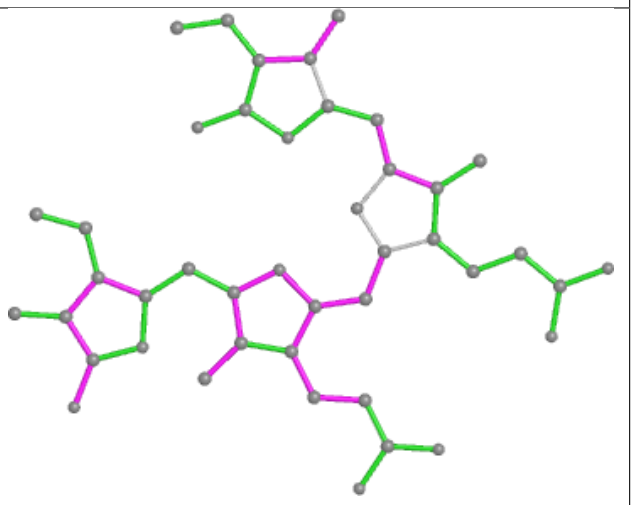

Bond angles

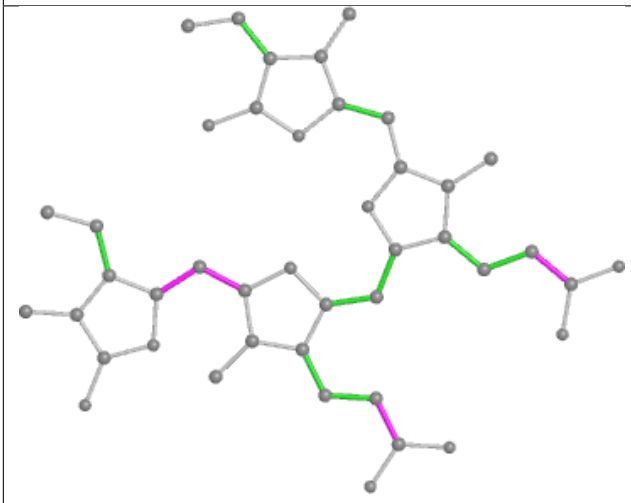

Torsions

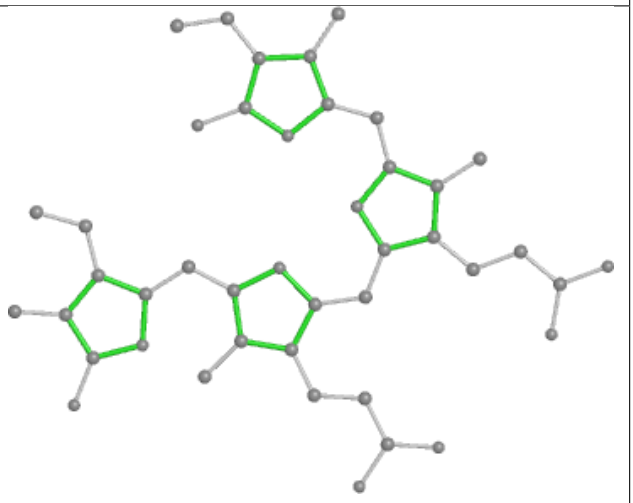

Rings

Ligand PEB x9 202

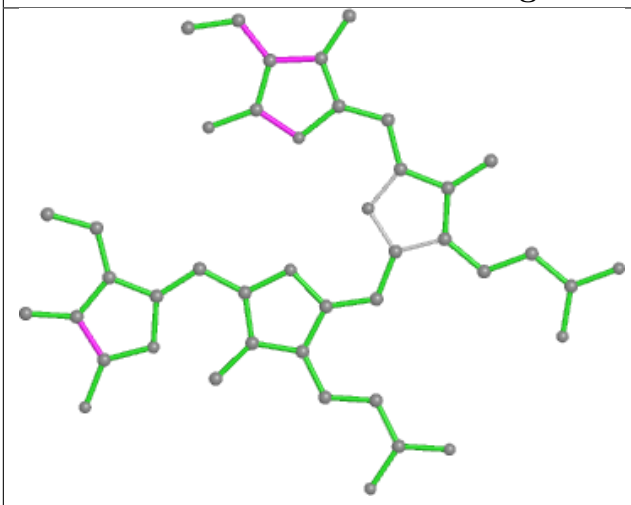

Bond lengths

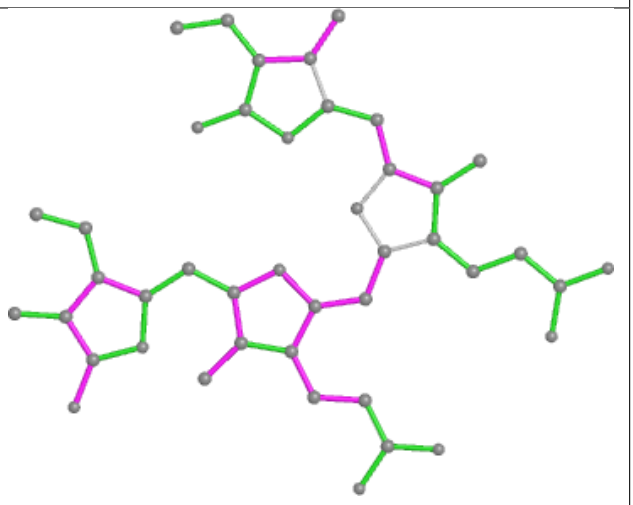

Bond angles

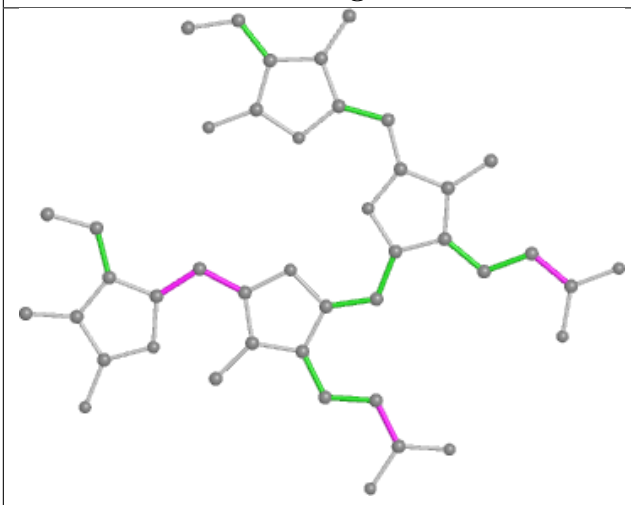

Torsions

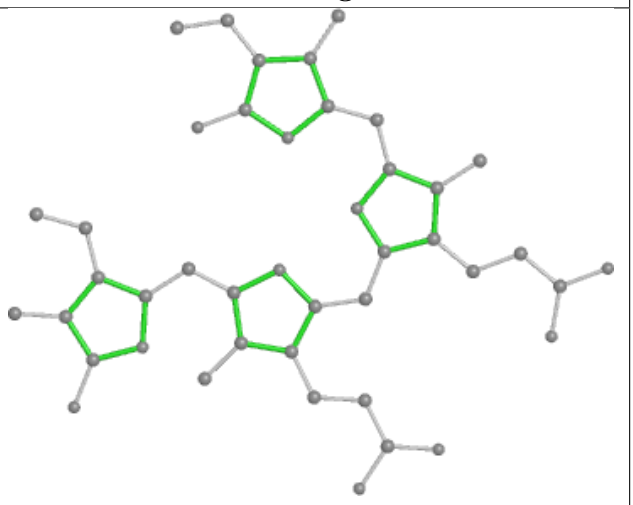

Rings

Ligand PEB f6 201

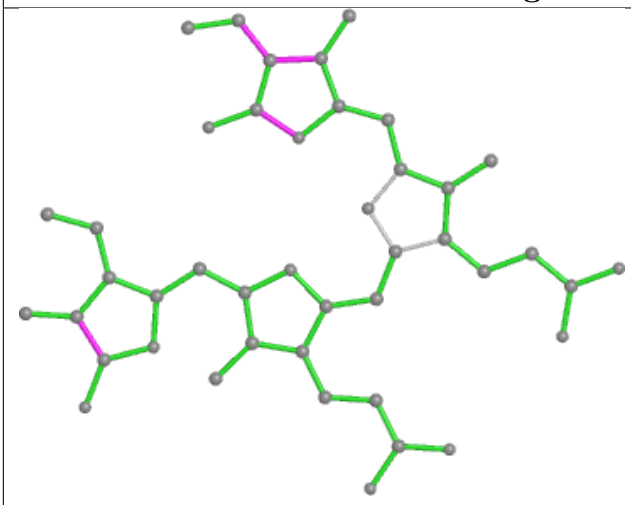

Bond lengths

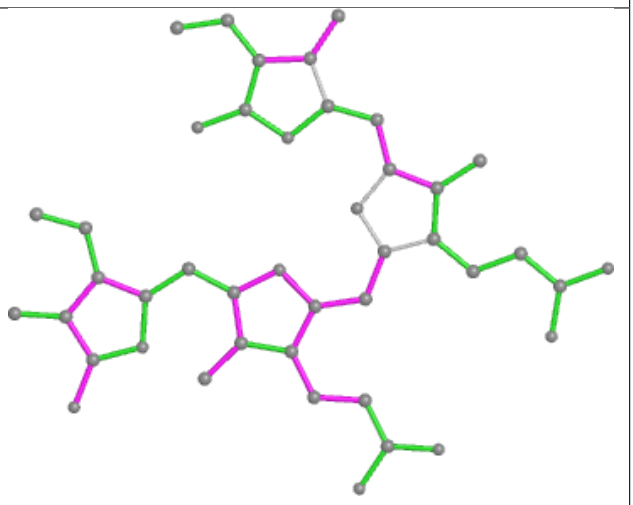

Bond angles

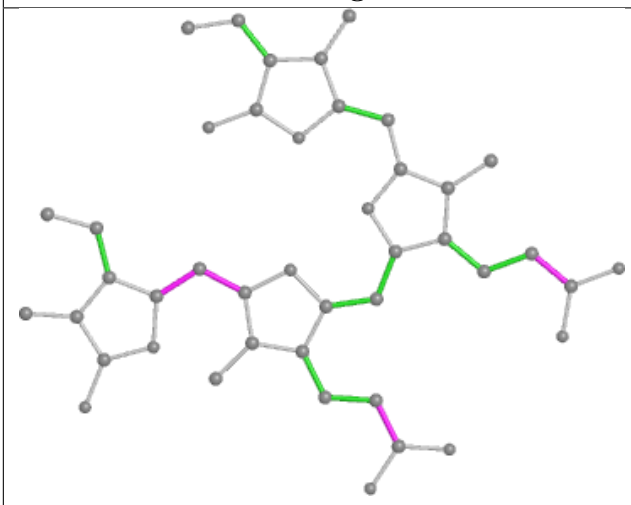

Torsions

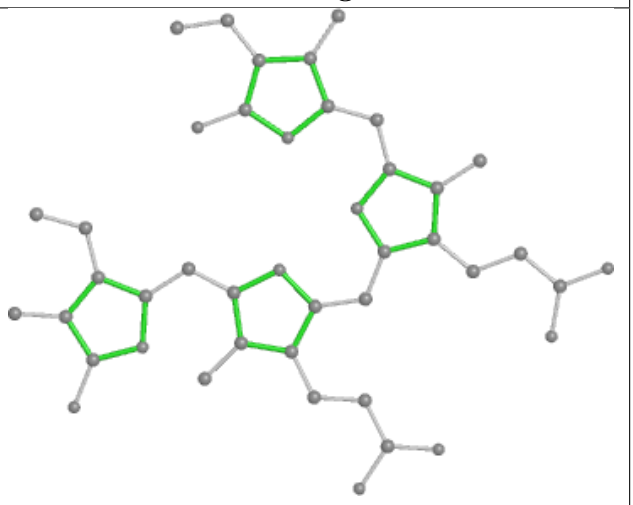

Rings

Ligand PEB eN 201

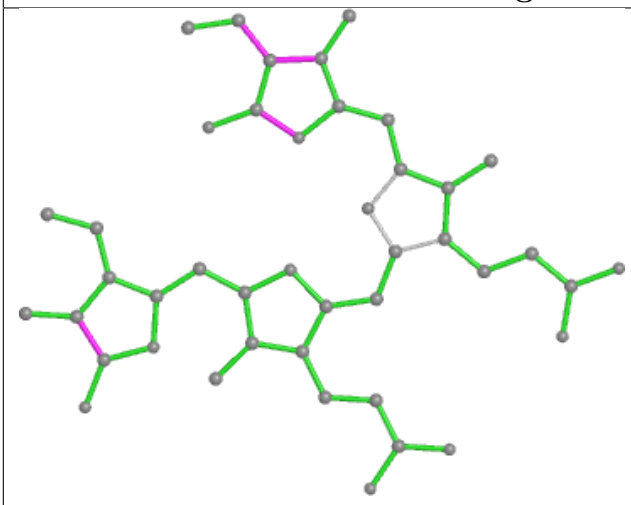

Bond lengths

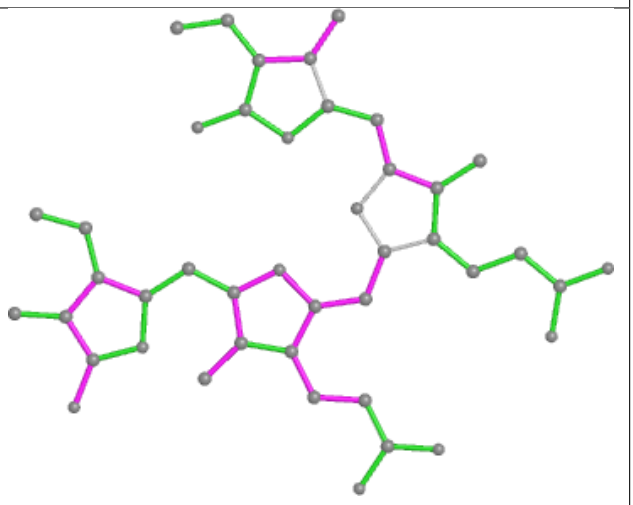

Bond angles

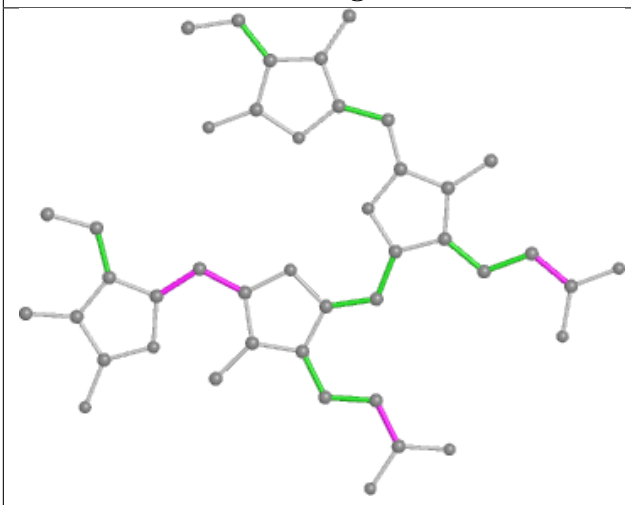

Torsions

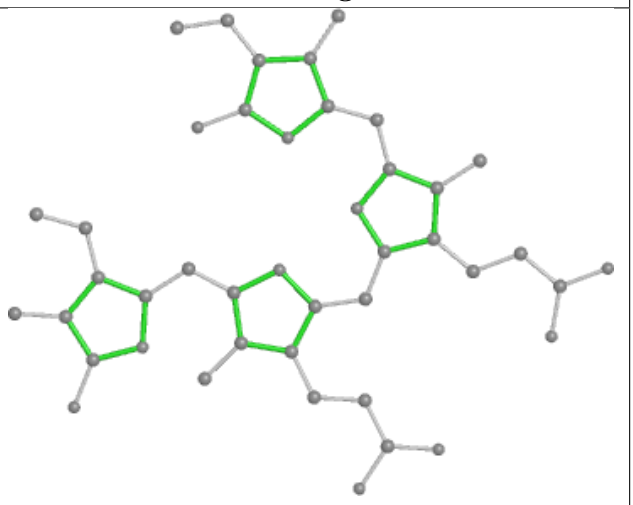

Rings

Ligand PEB aF 202

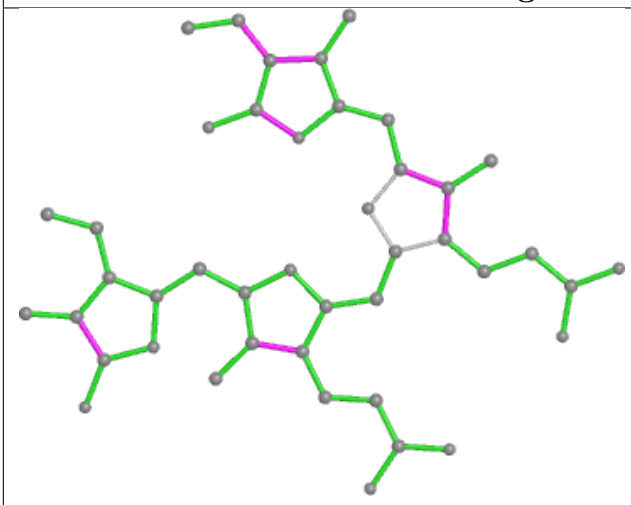

Bond lengths

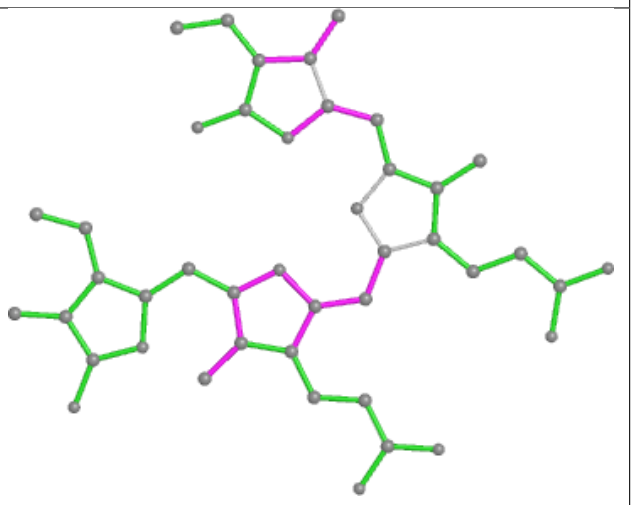

Bond angles

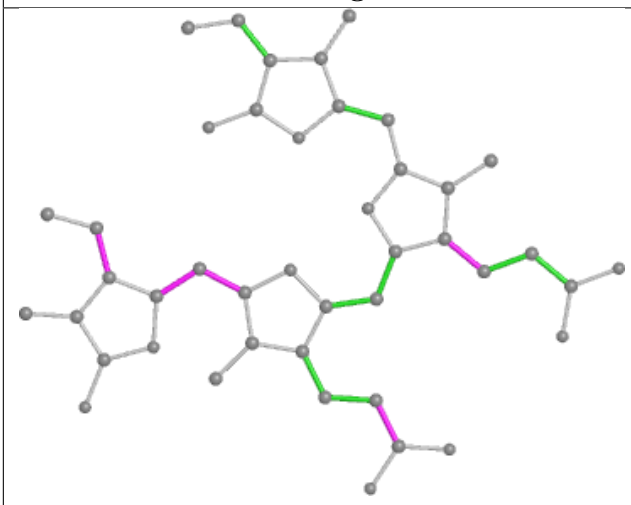

Torsions

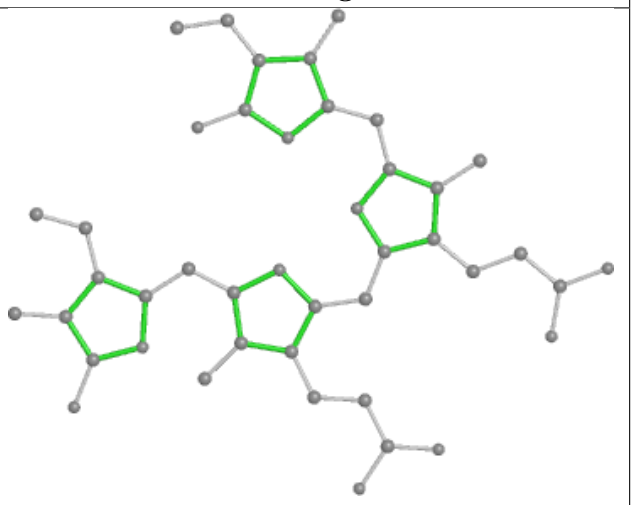

Rings

Ligand PEB F9 202

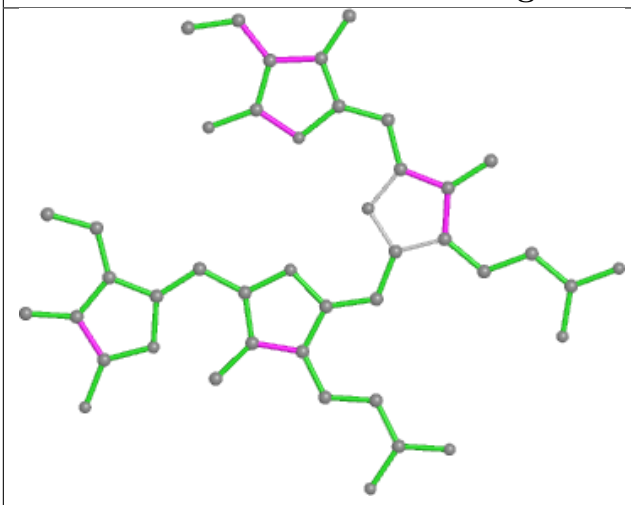

Bond lengths

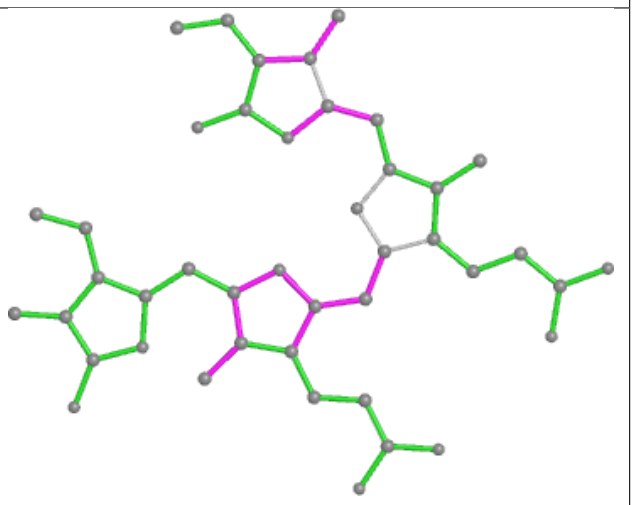

Bond angles

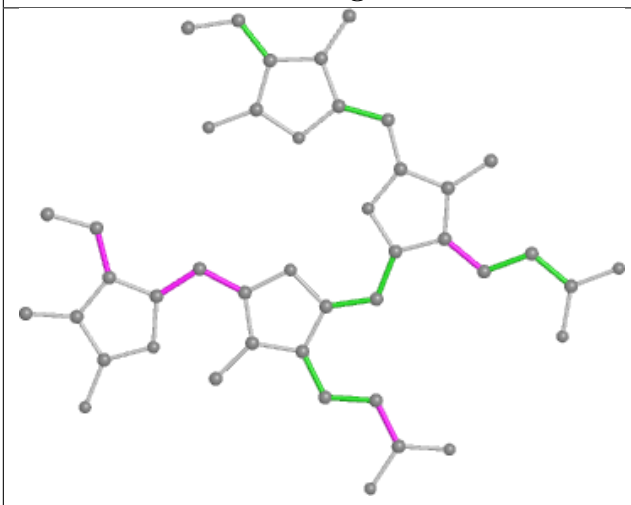

Torsions

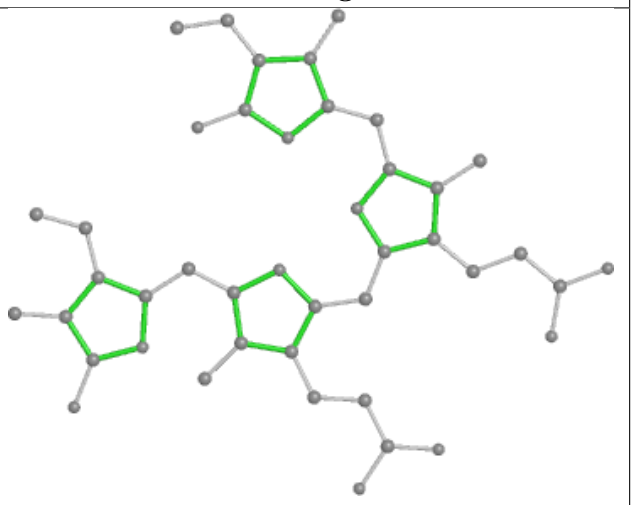

Rings

Ligand PEB n3 201

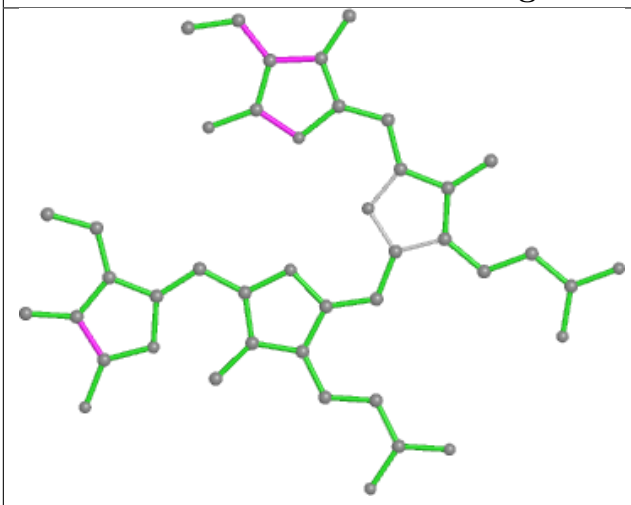

Bond lengths

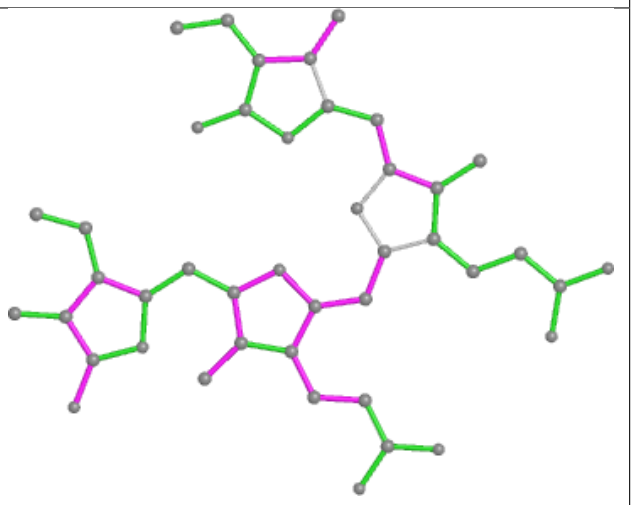

Bond angles

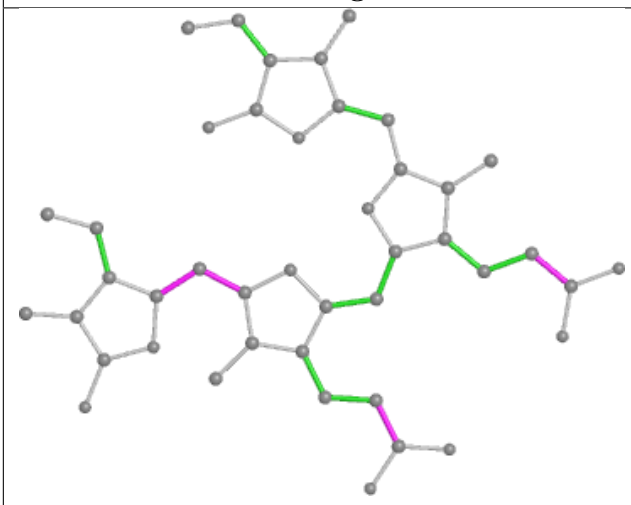

Torsions

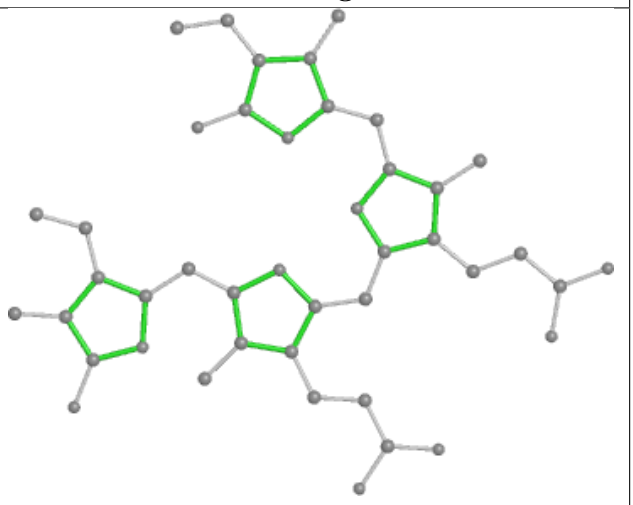

Rings

Ligand PEB W2 201

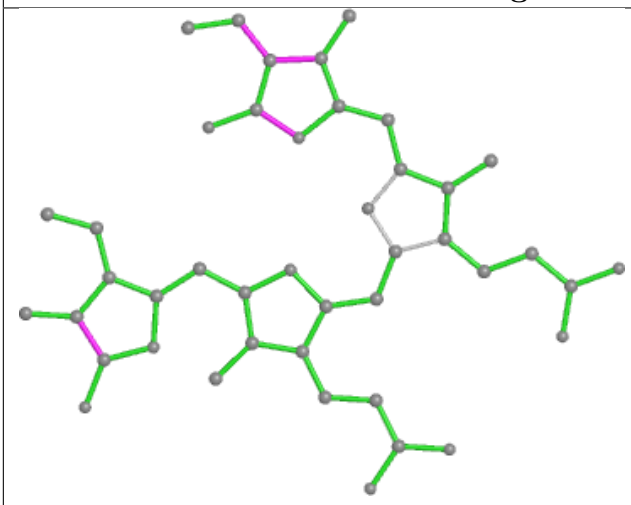

Bond lengths

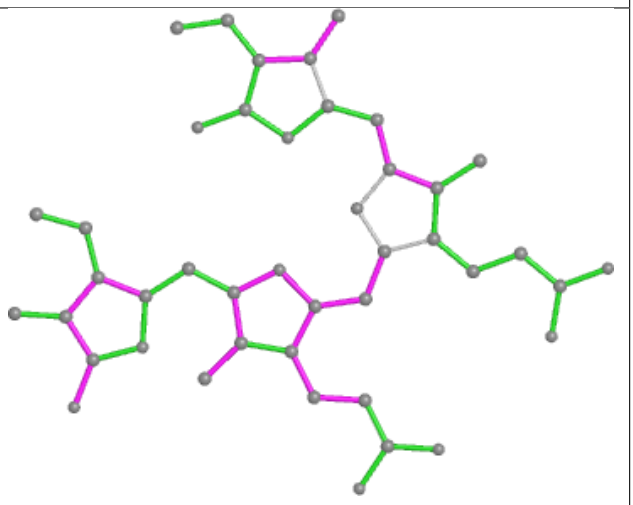

Bond angles

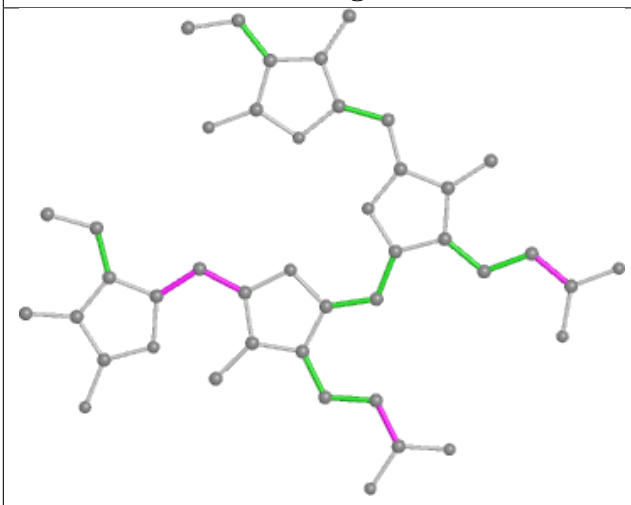

Torsions

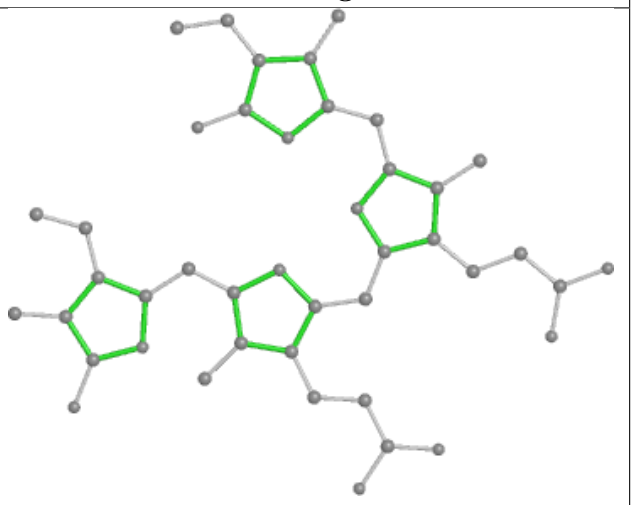

Rings

Ligand PEB q5 202

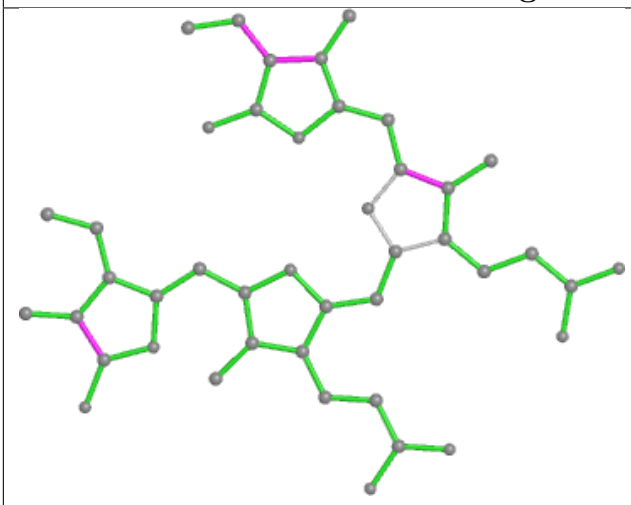

Bond lengths

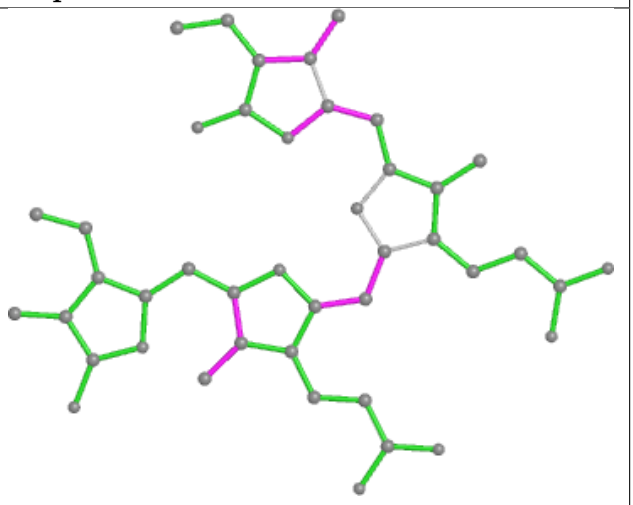

Bond angles

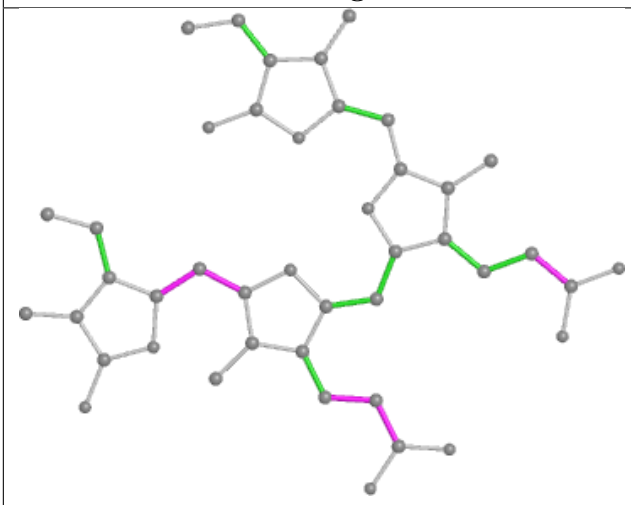

Torsions

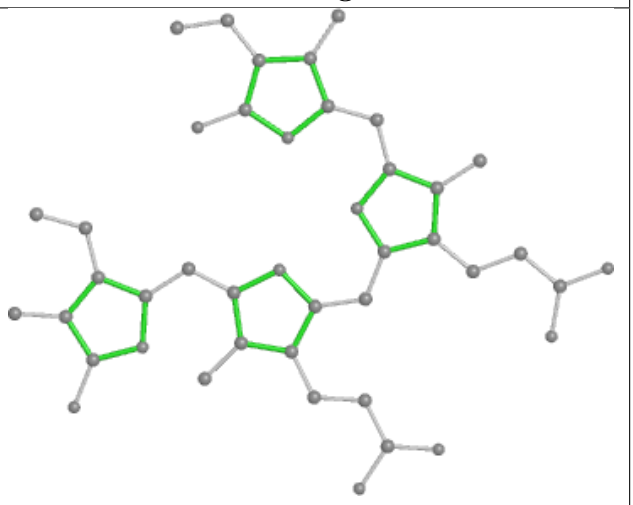

Rings

Ligand PUB r6 203

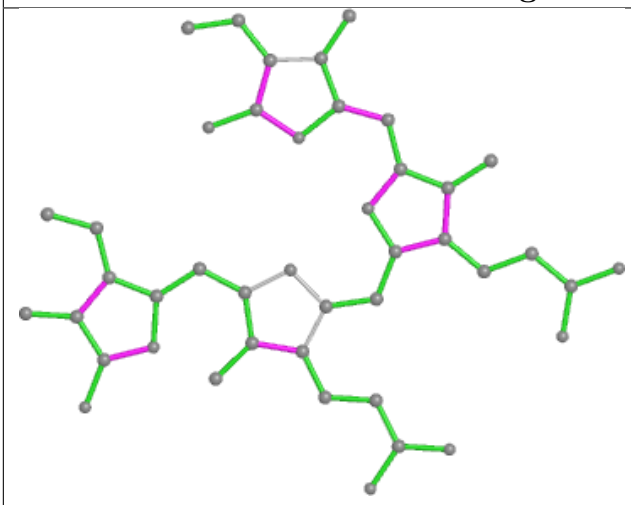

Bond lengths

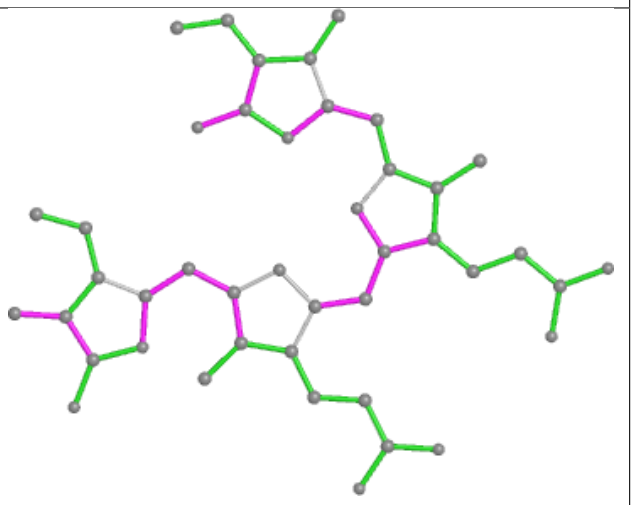

Bond angles

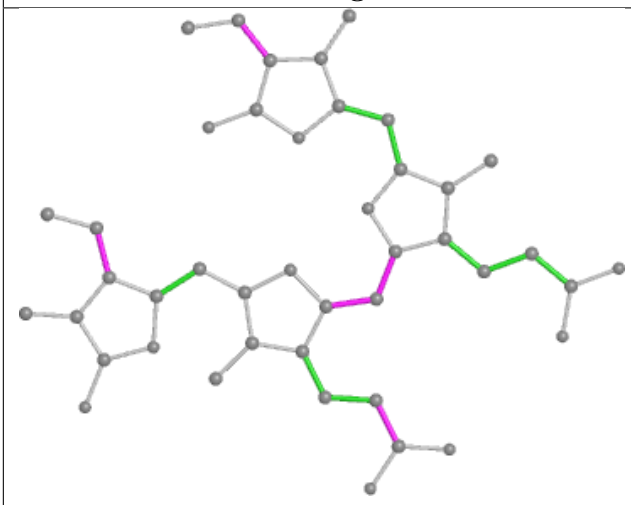

Torsions

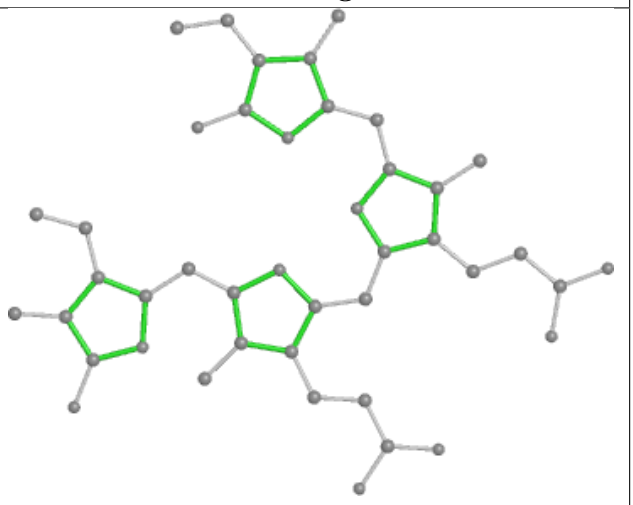

Rings

Ligand PUB eD 203

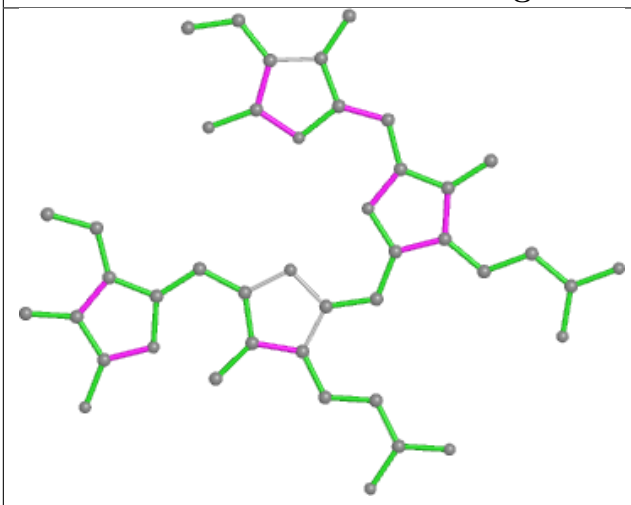

Bond lengths

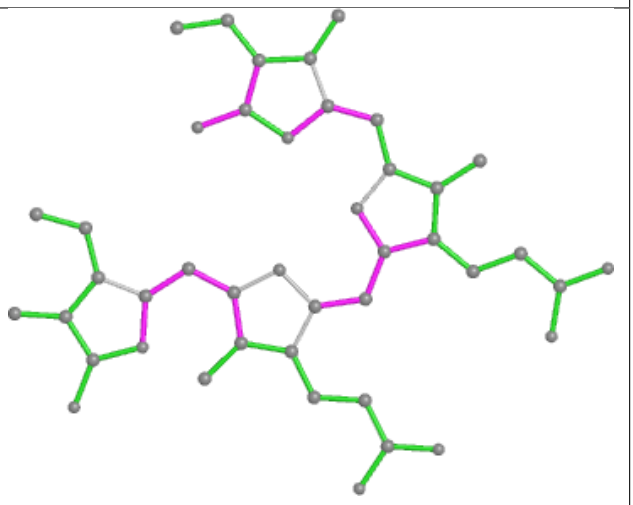

Bond angles

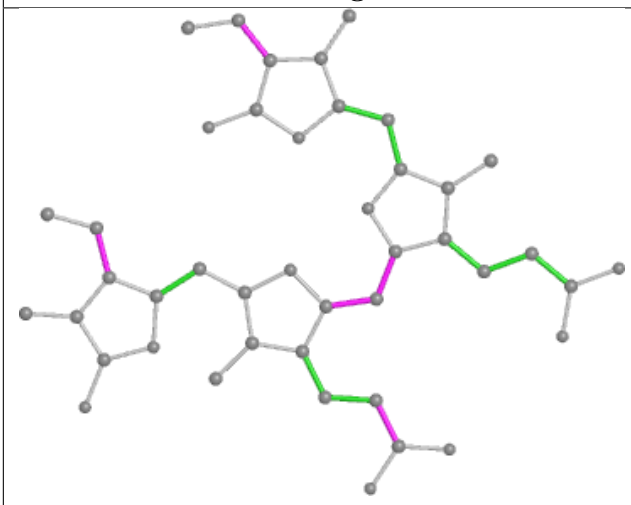

Torsions

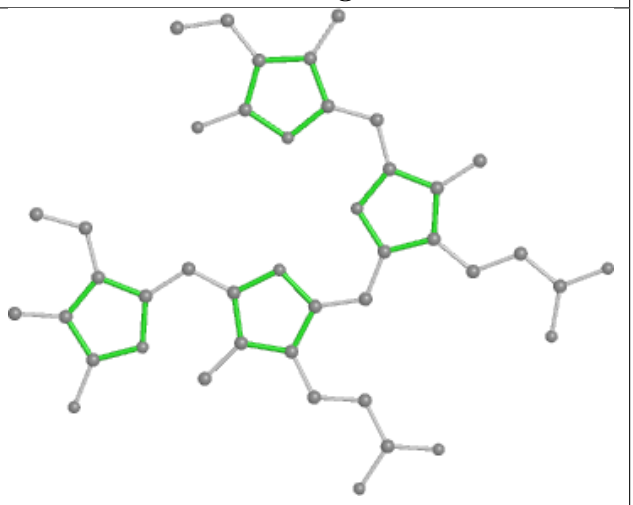

Rings

Ligand PEB cs 202

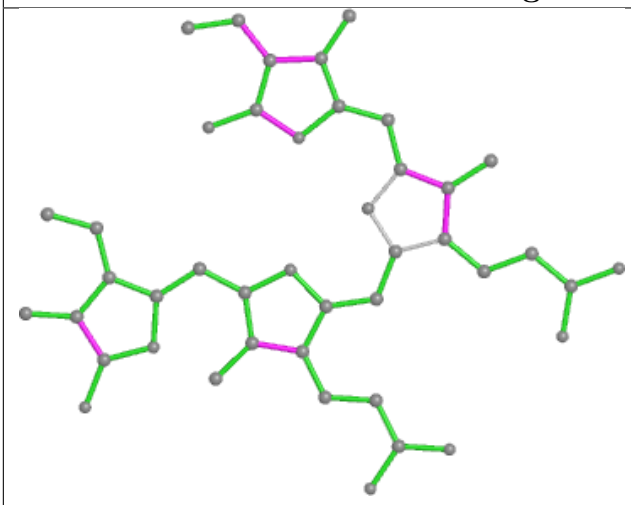

Bond lengths

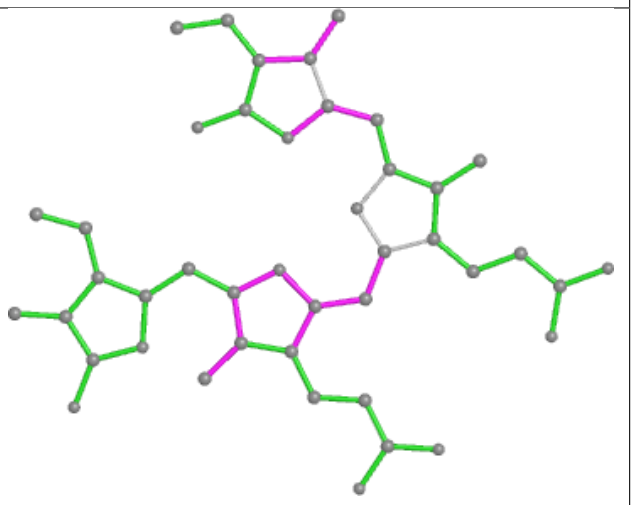

Bond angles

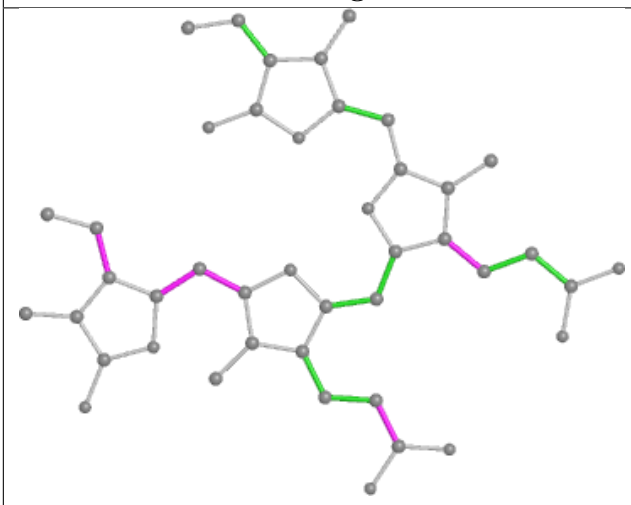

Torsions

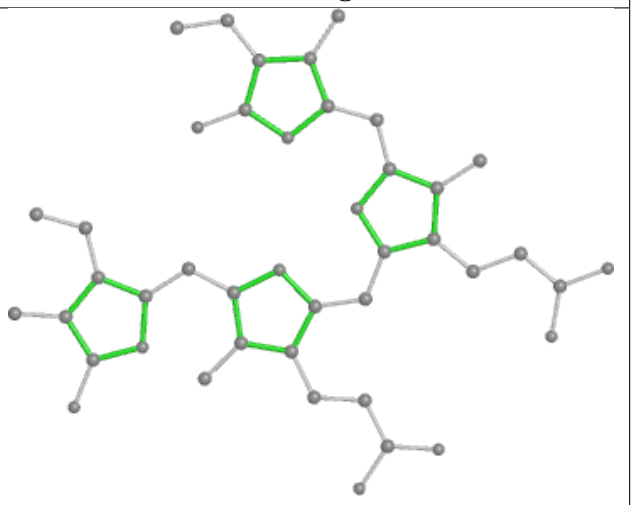

Rings

Ligand PEB O6 201

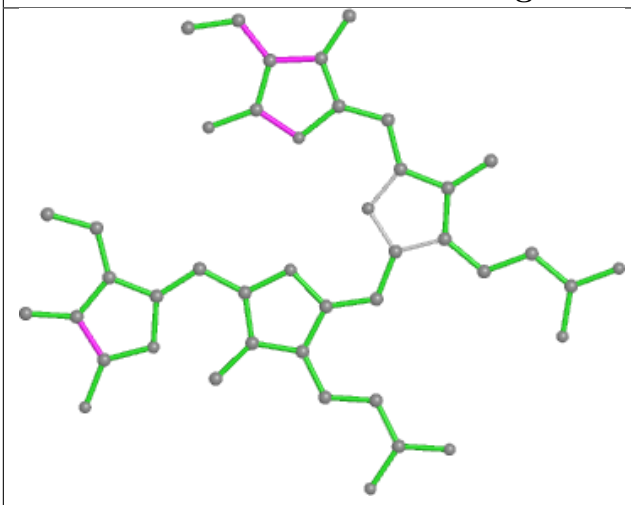

Bond lengths

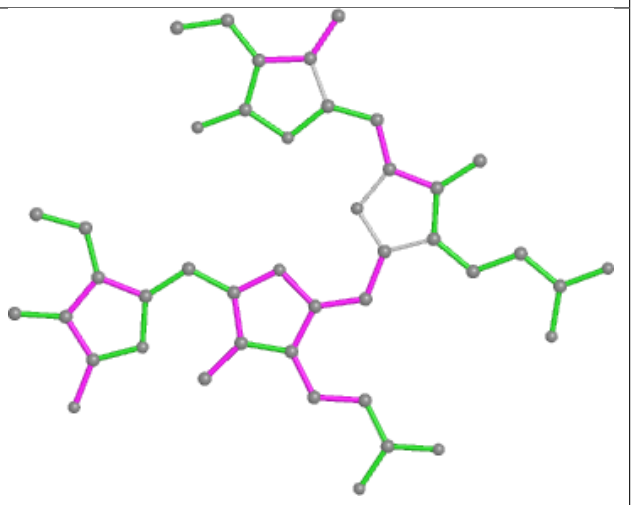

Bond angles

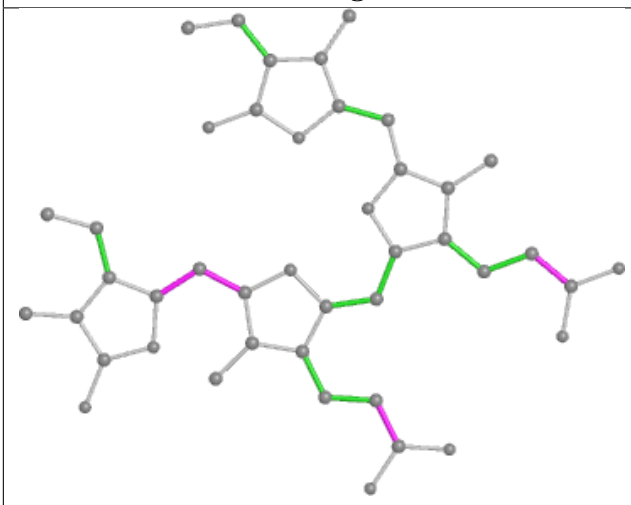

Torsions

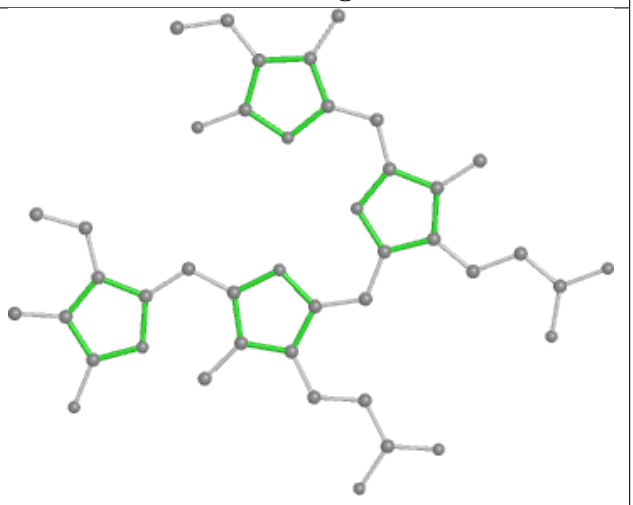

Rings

Ligand PEB cB 201

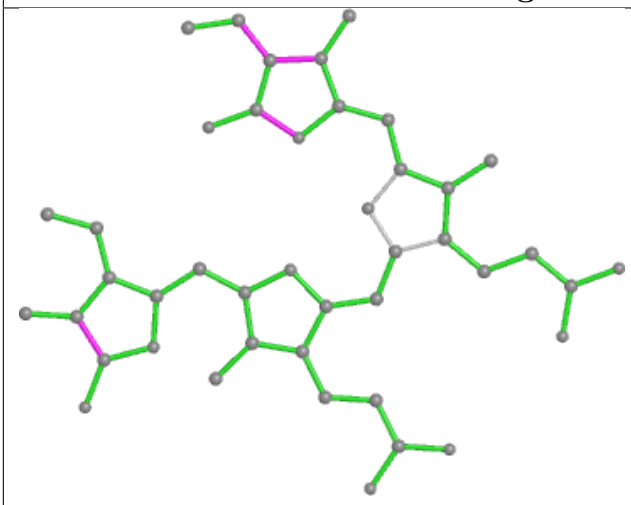

Bond lengths

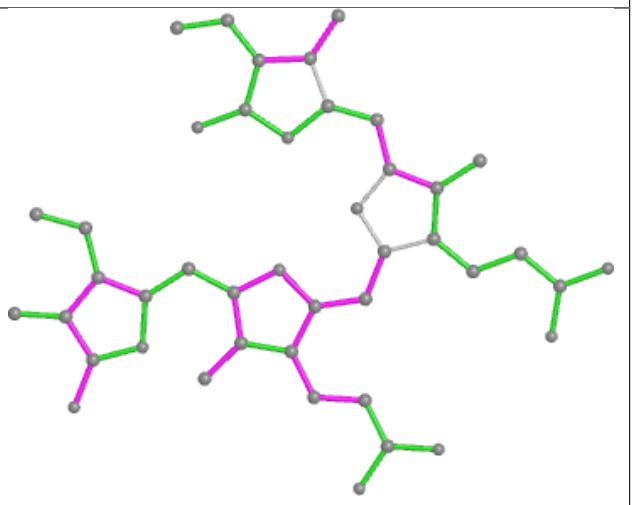

Bond angles

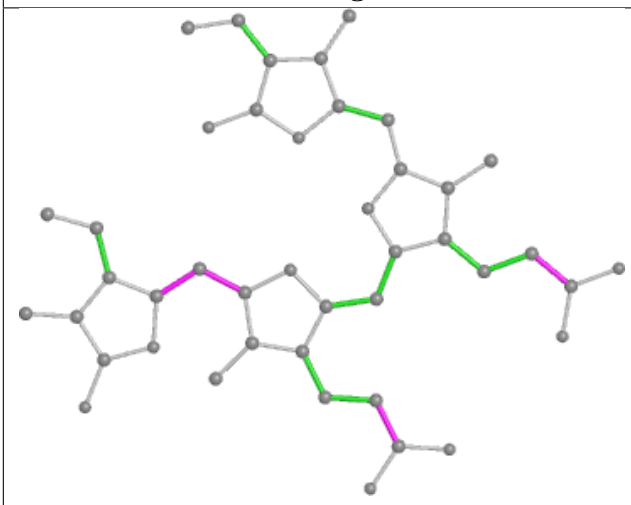

Torsions

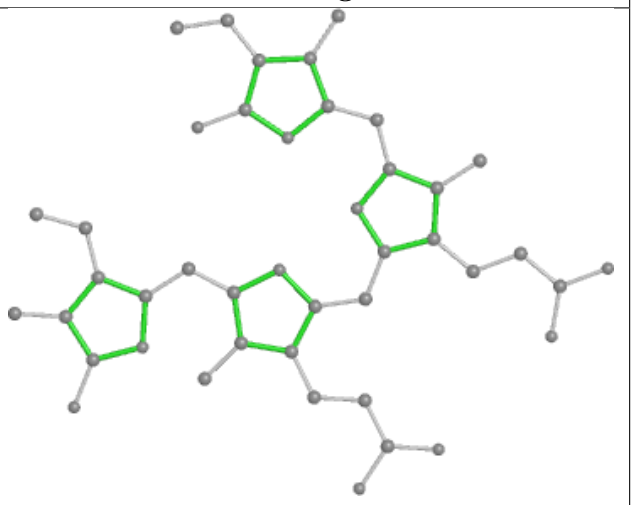

Rings

Ligand PUB U8 1006

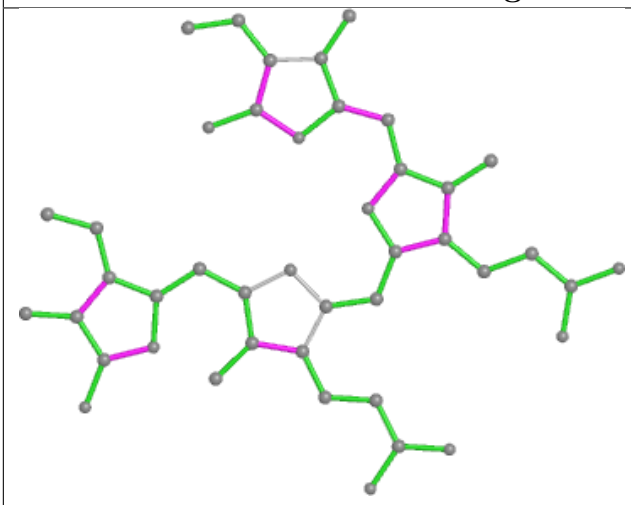

Bond lengths

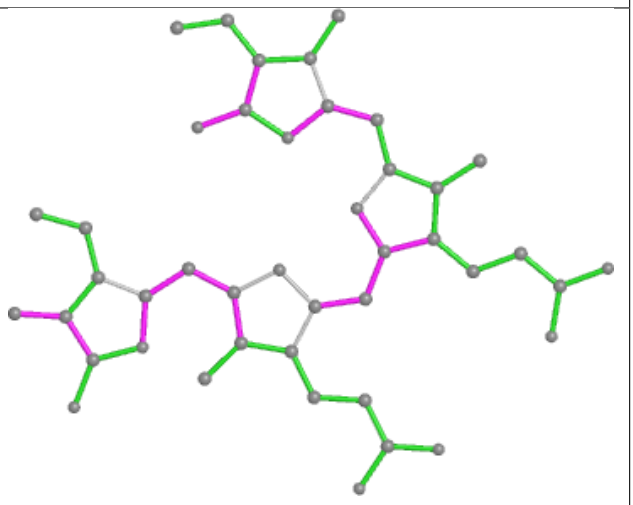

Bond angles

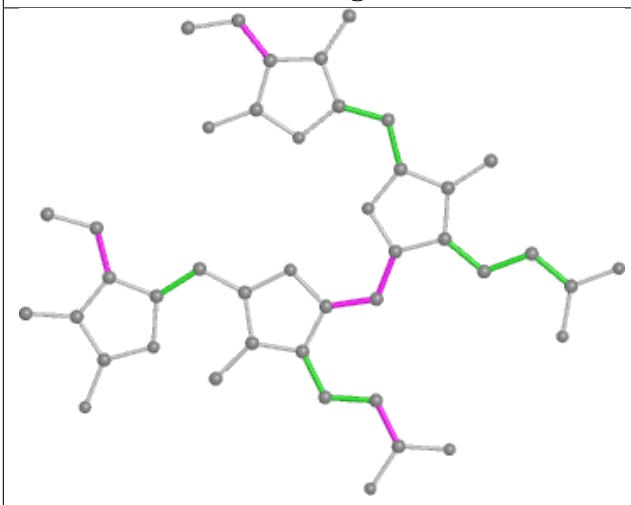

Torsions

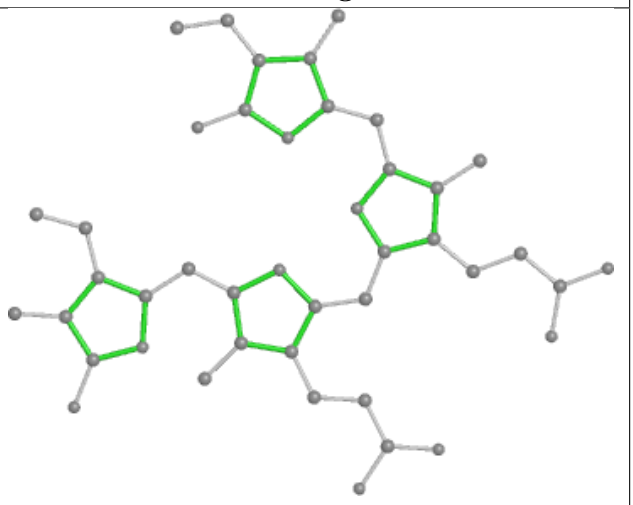

Rings

Ligand PEB h6 202

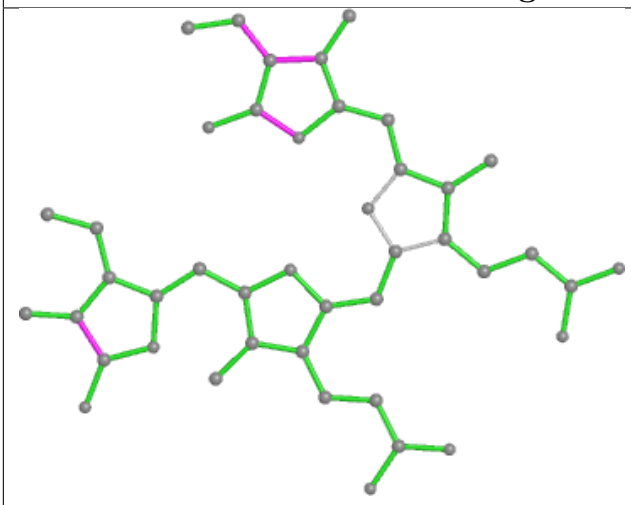

Bond lengths

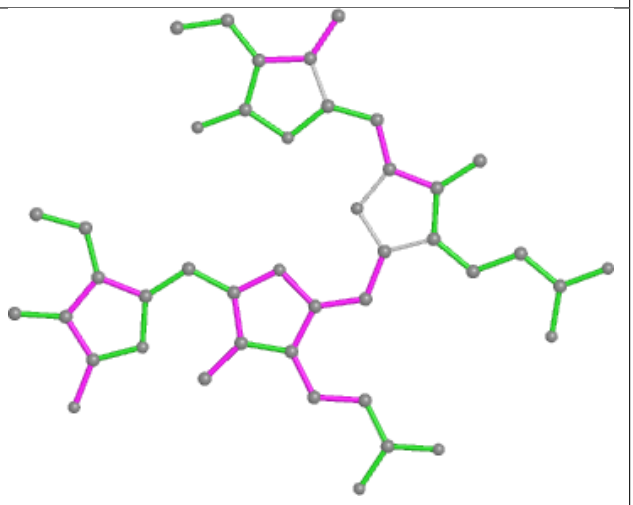

Bond angles

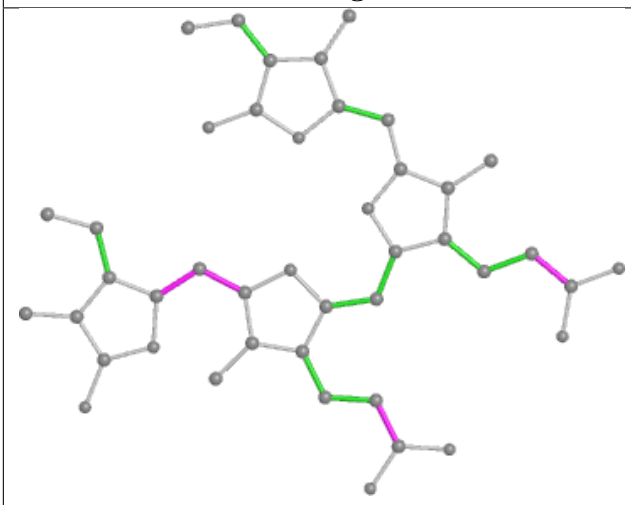

Torsions

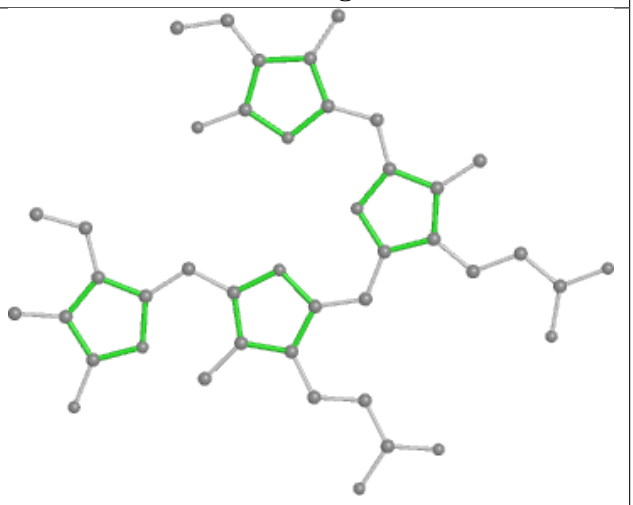

Rings

Ligand PEB q9 202

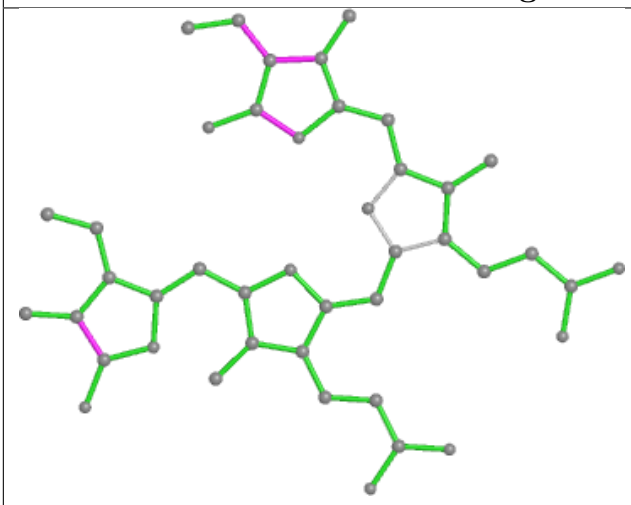

Bond lengths

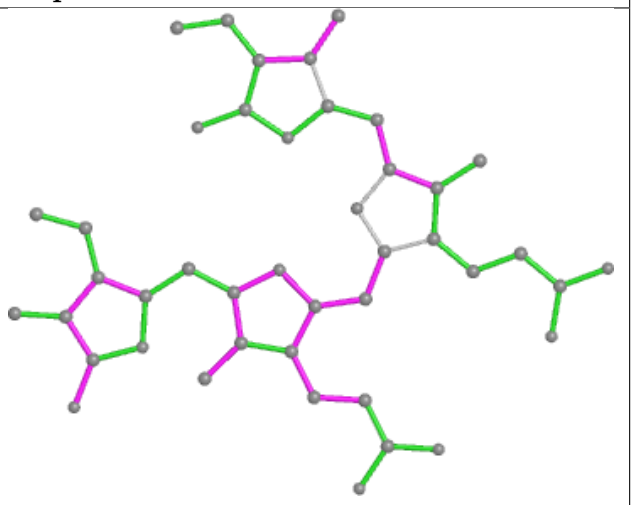

Bond angles

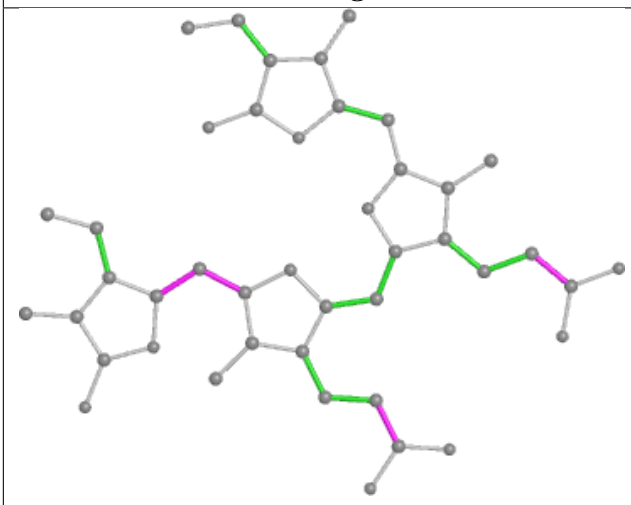

Torsions

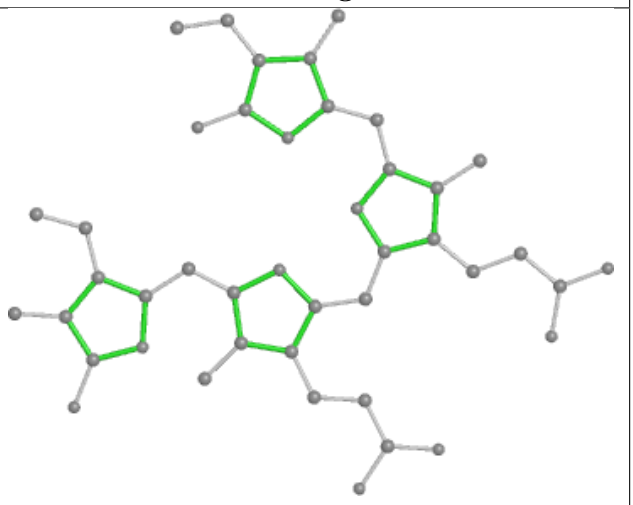

Rings

Ligand PEB fe 201

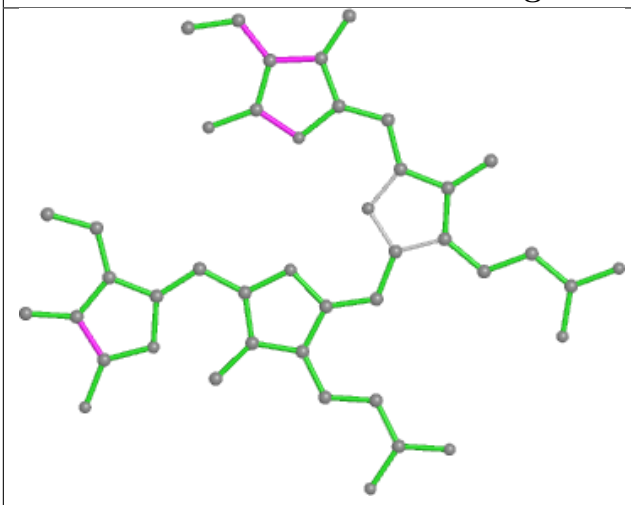

Bond lengths

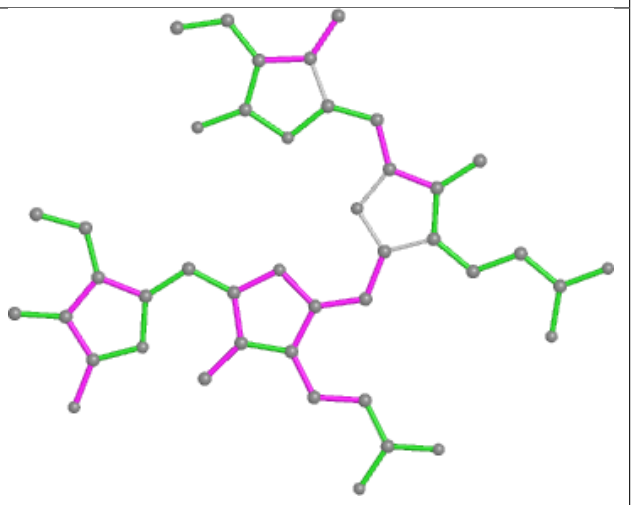

Bond angles

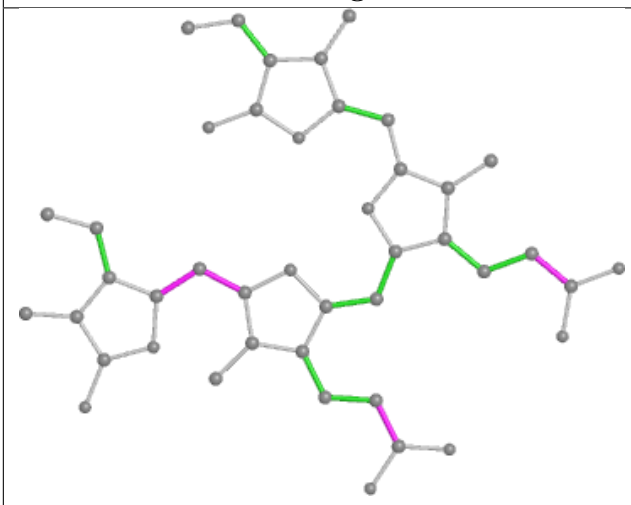

Torsions

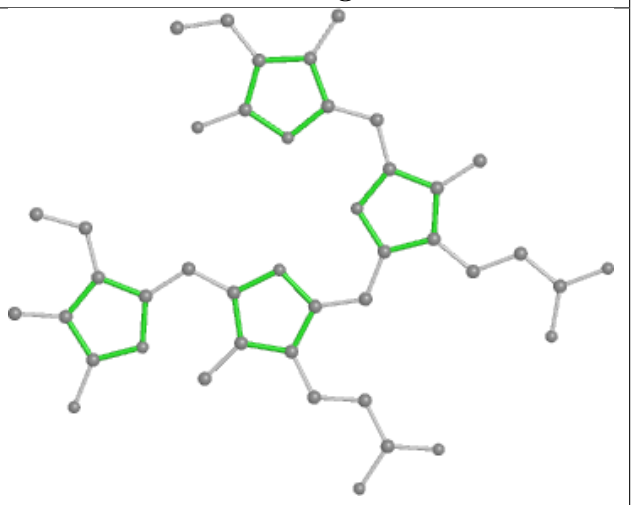

Rings

Ligand PEB C8 202

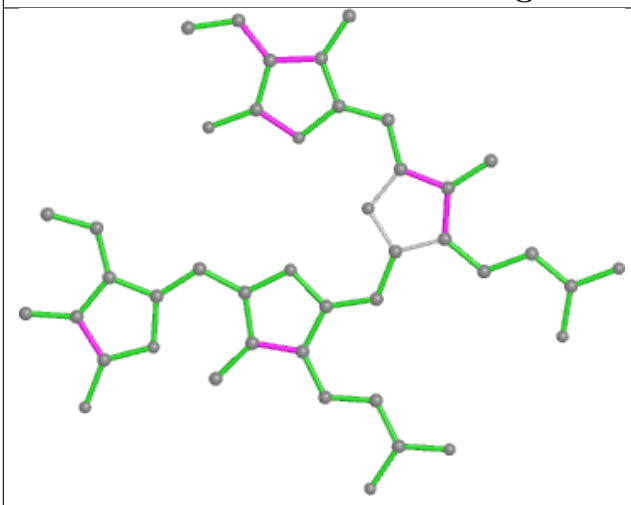

Bond lengths

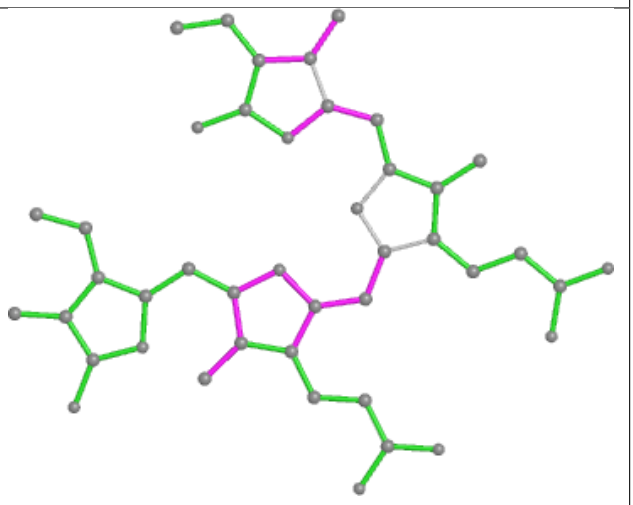

Bond angles

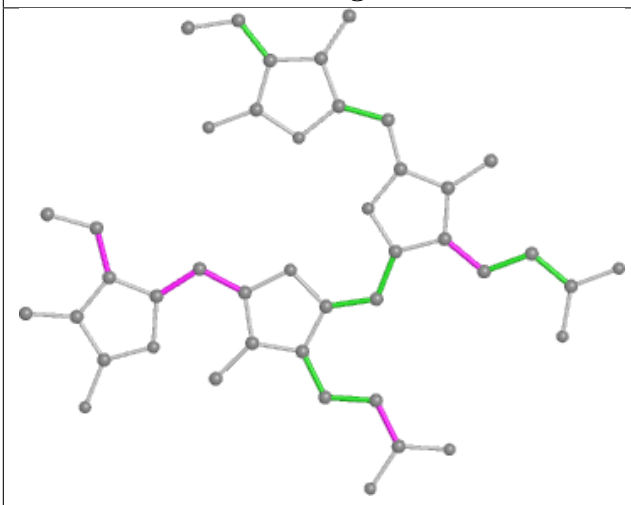

Torsions

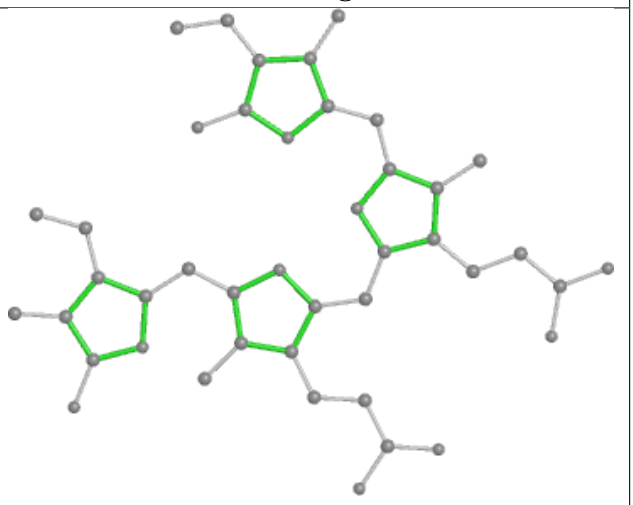

Rings

Ligand PEB q5 201

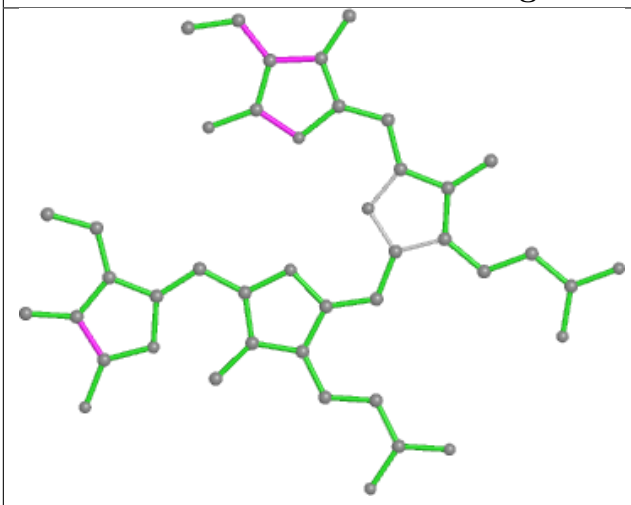

Bond lengths

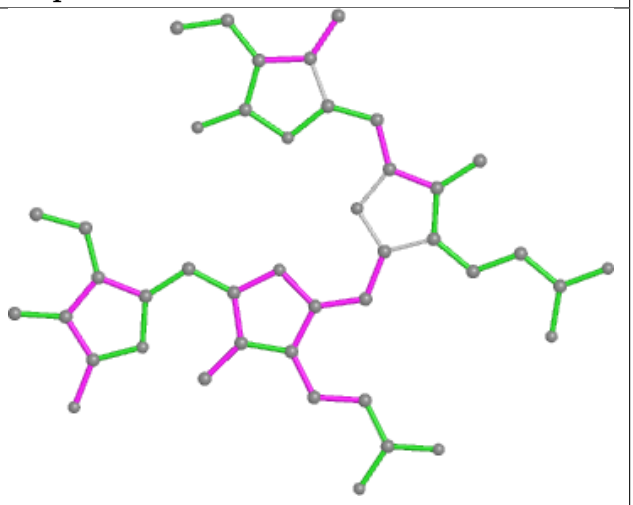

Bond angles

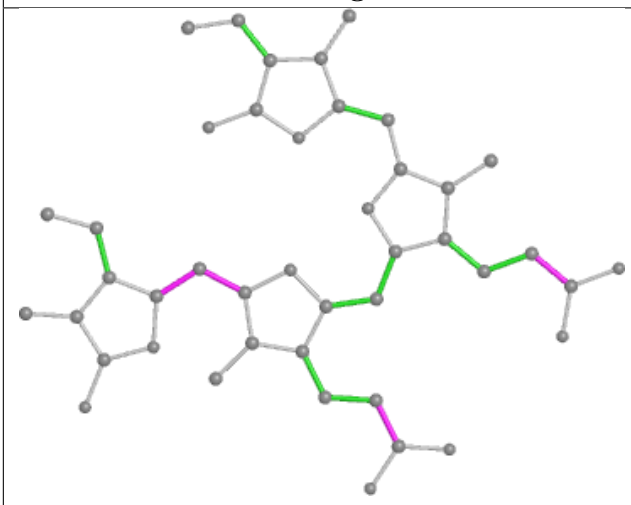

Torsions

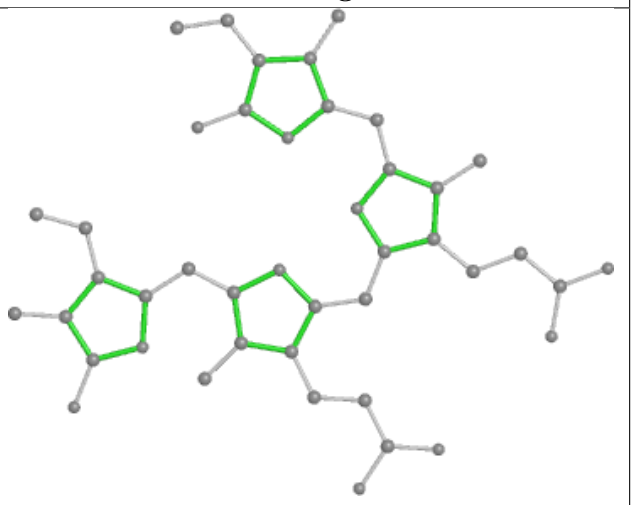

Rings

Ligand PEB X3 201

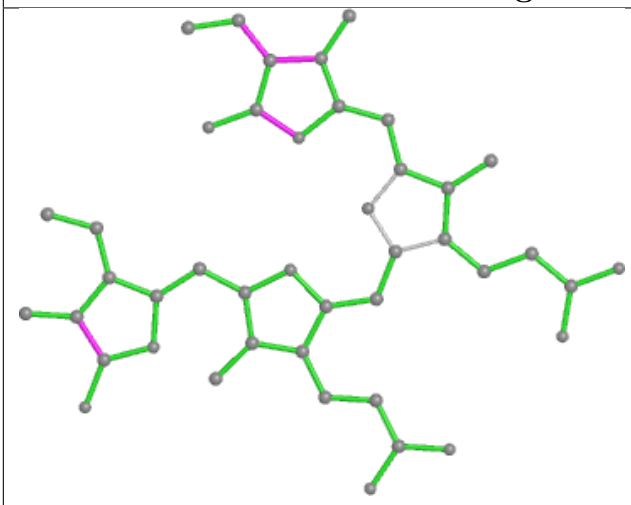

Bond lengths

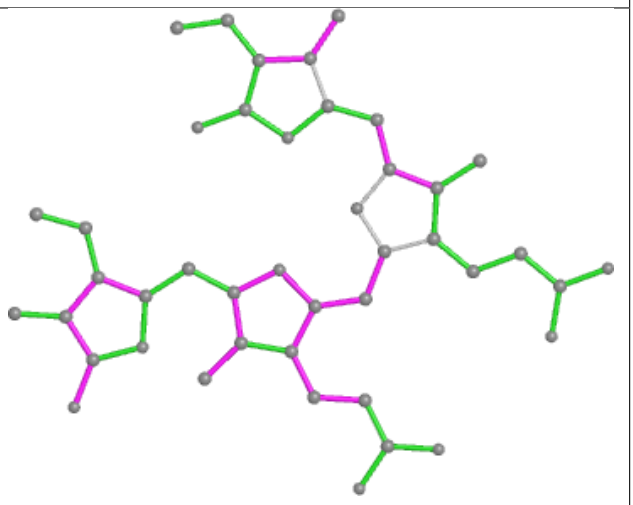

Bond angles

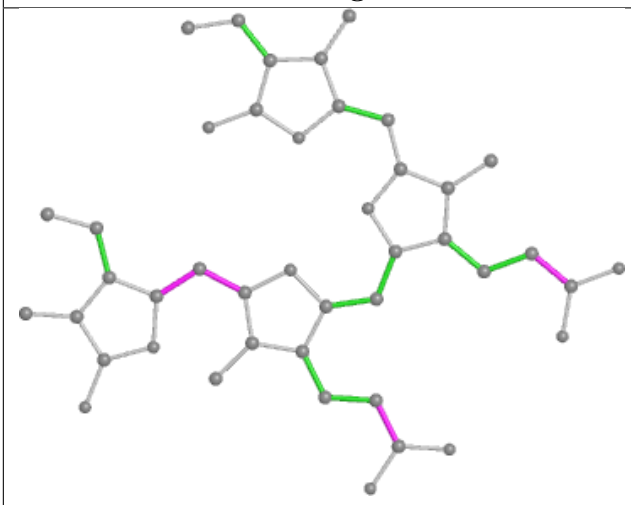

Torsions

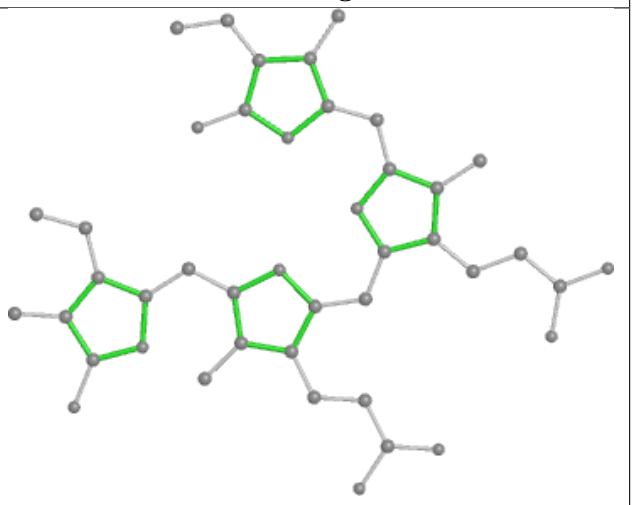

Rings

Ligand CYC I1 201

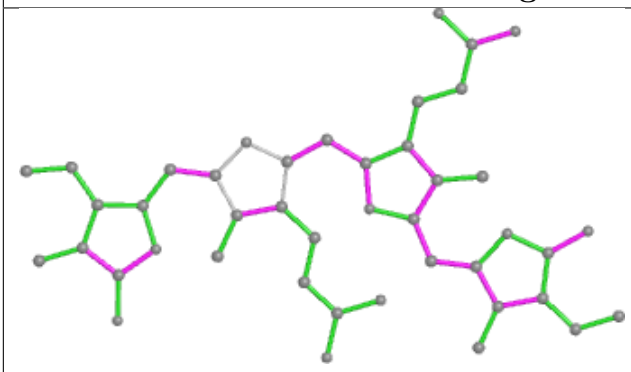

Bond lengths

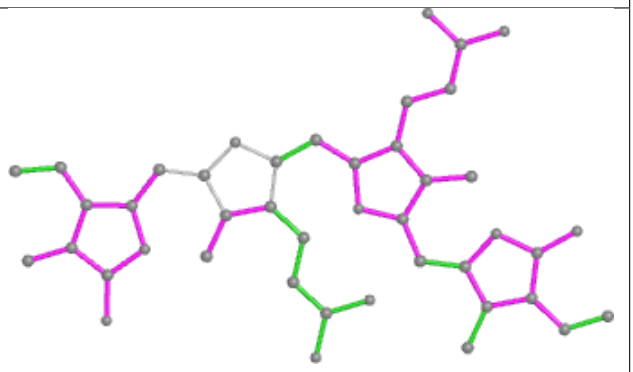

Bond angles

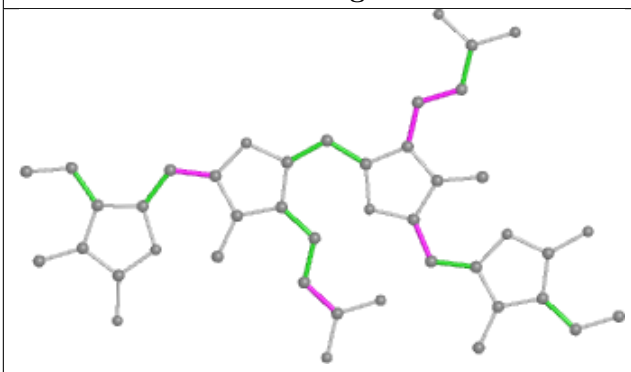

Torsions

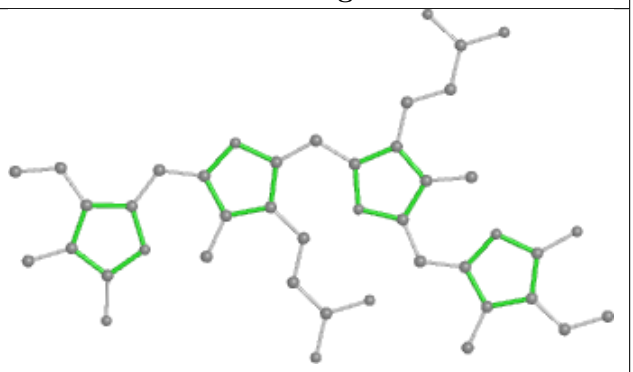

Rings

Ligand PUB Z9 1006

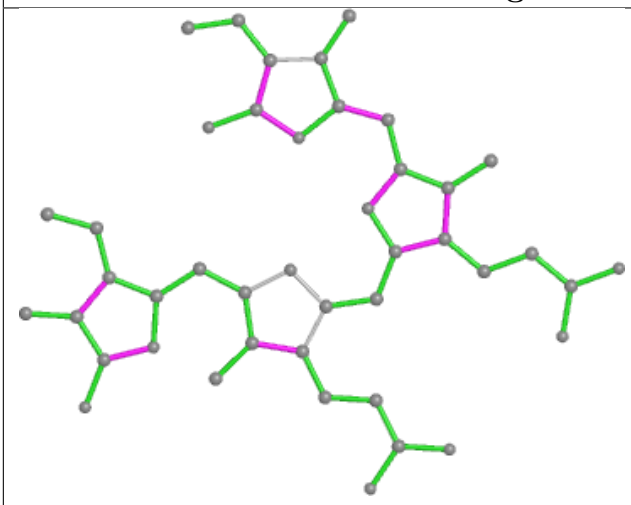

Bond lengths

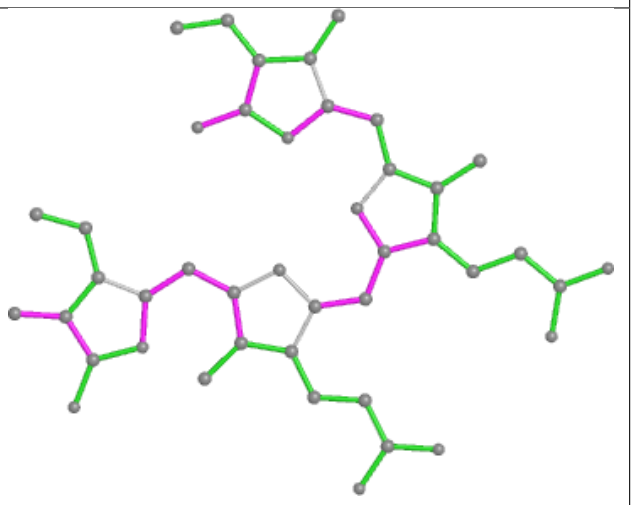

Bond angles

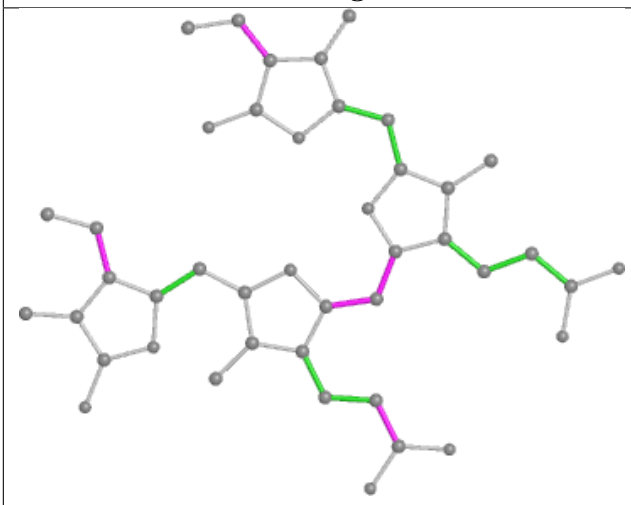

Torsions

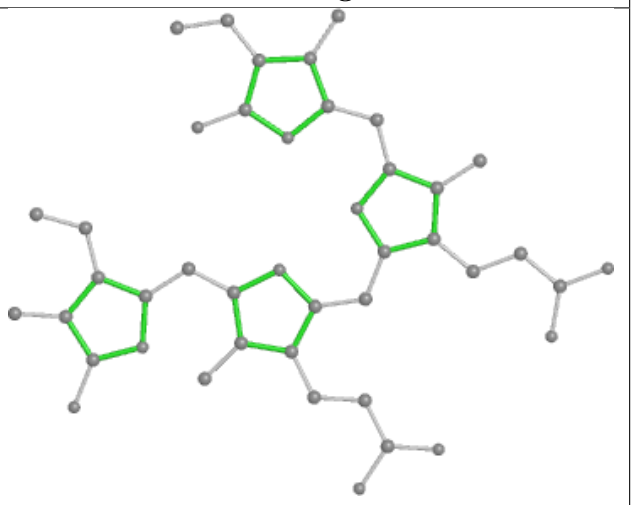

Rings

Ligand PEB i6 202

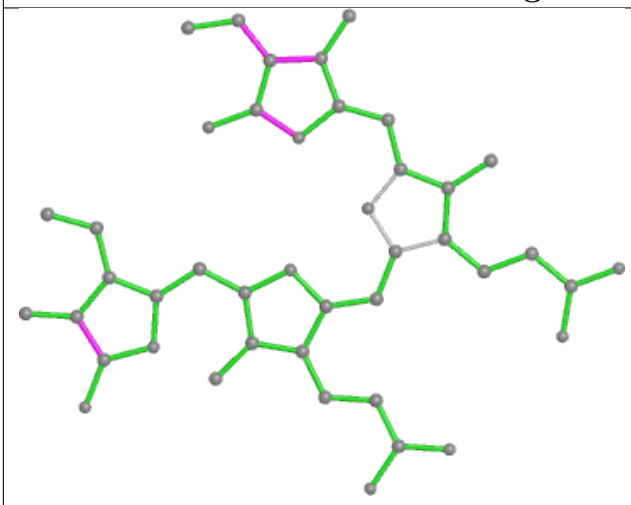

Bond lengths

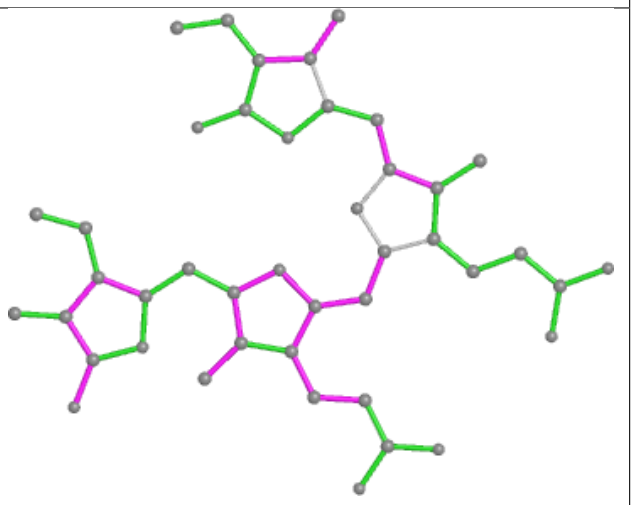

Bond angles

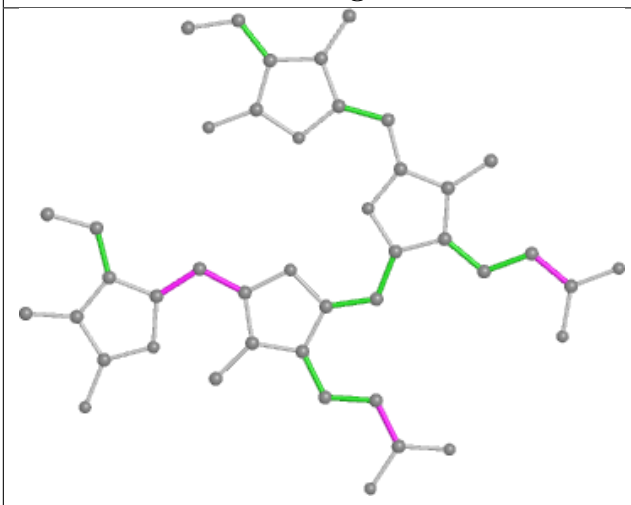

Torsions

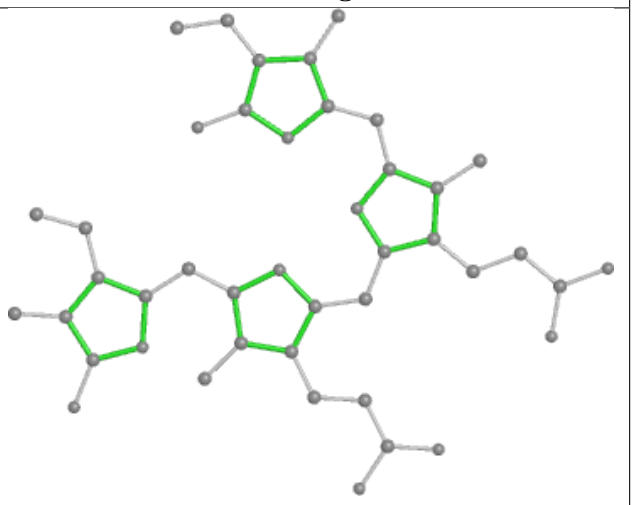

Rings

Ligand PEB n6 201

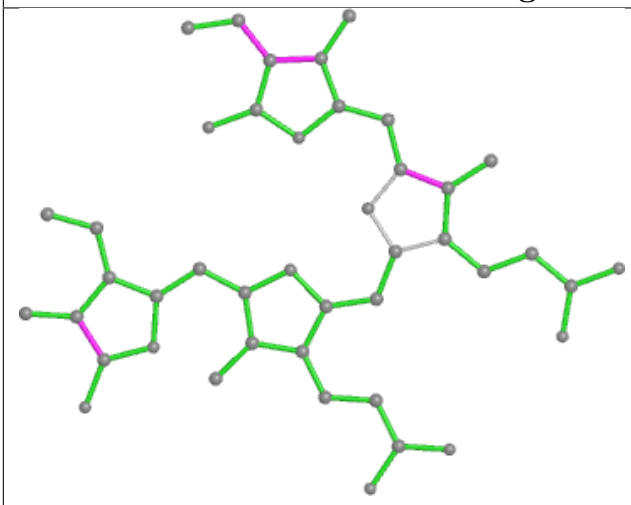

Bond lengths

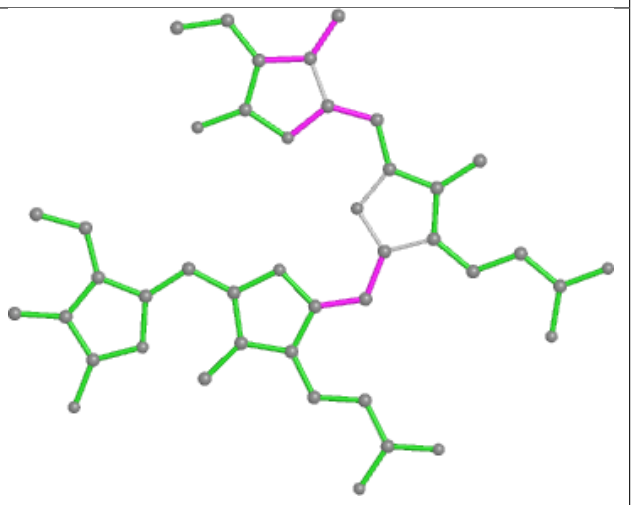

Bond angles

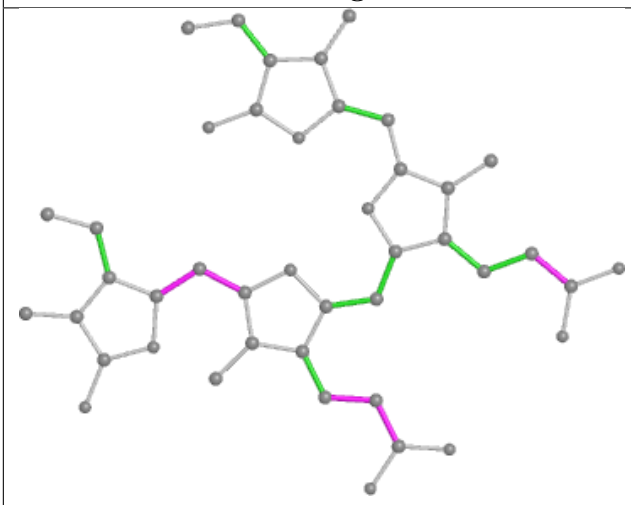

Torsions

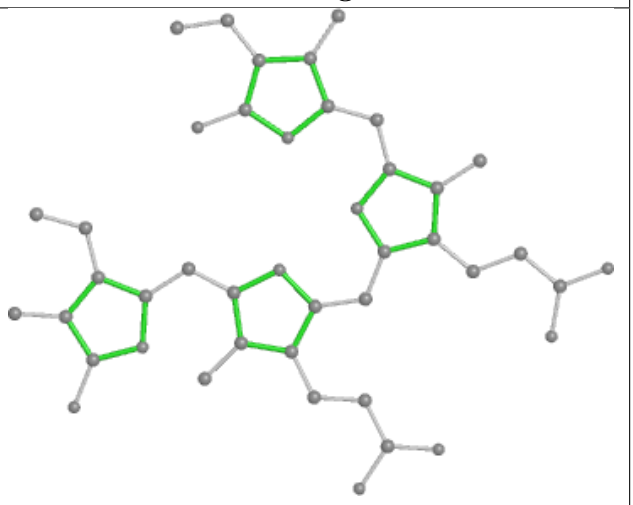

Rings

Ligand PUB f3 203

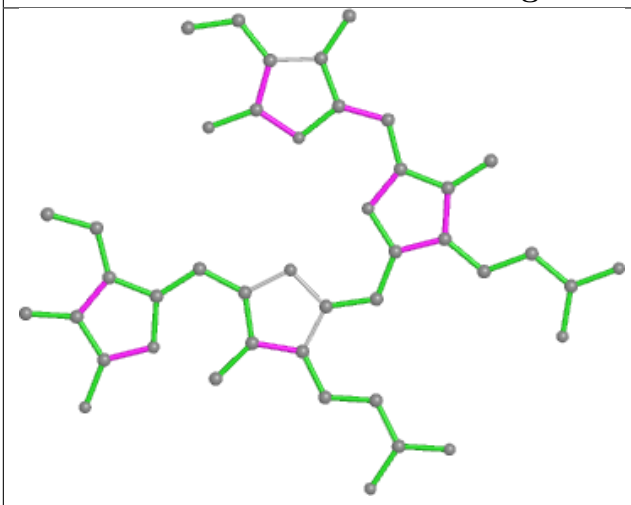

Bond lengths

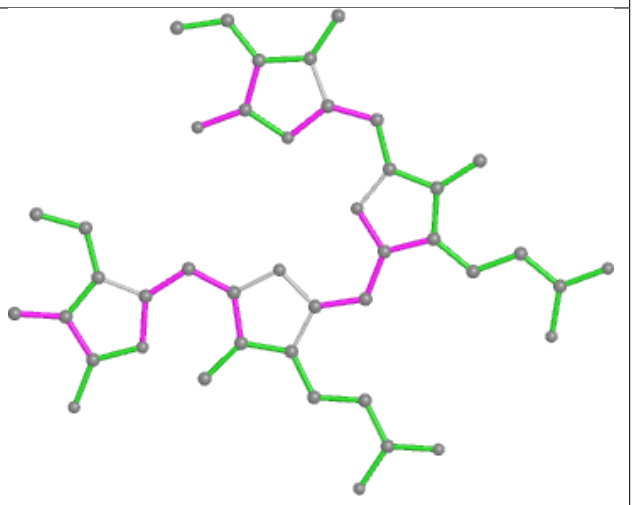

Bond angles

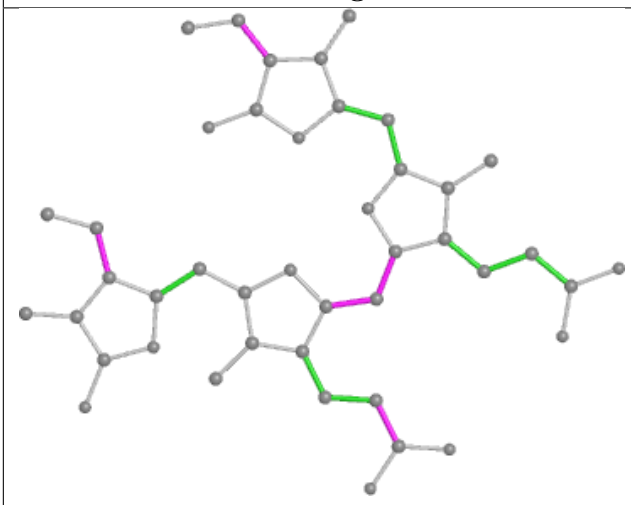

Torsions

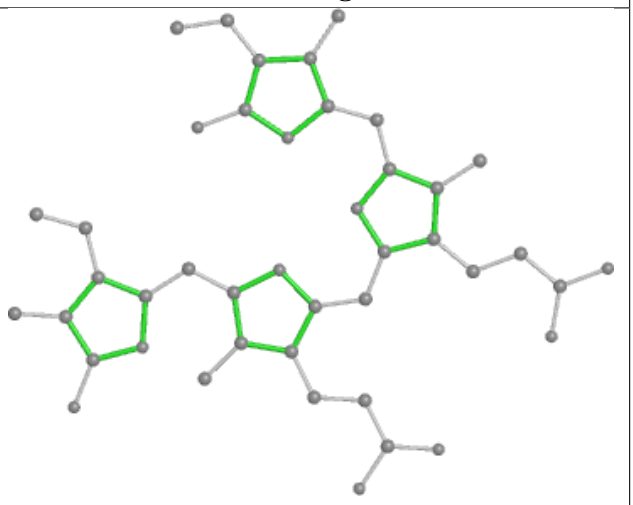

Rings

Ligand PEB dL 202

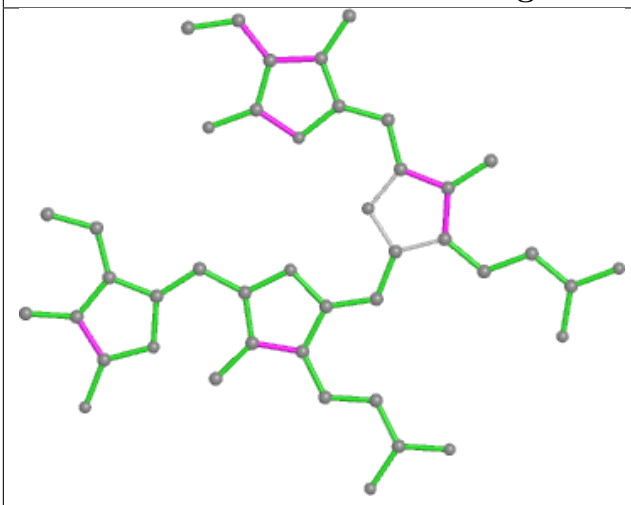

Bond lengths

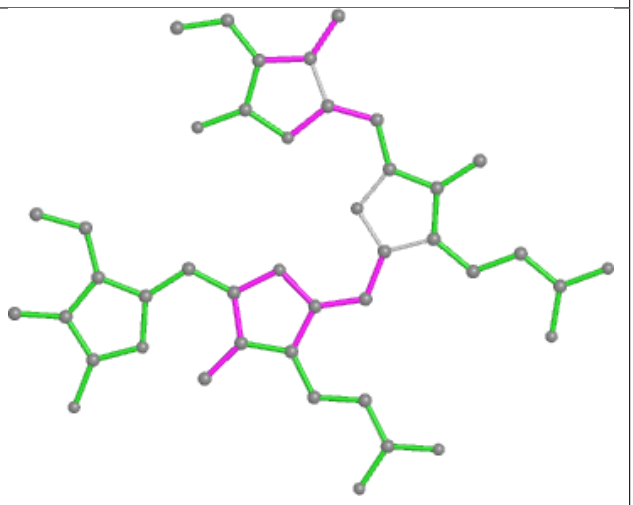

Bond angles

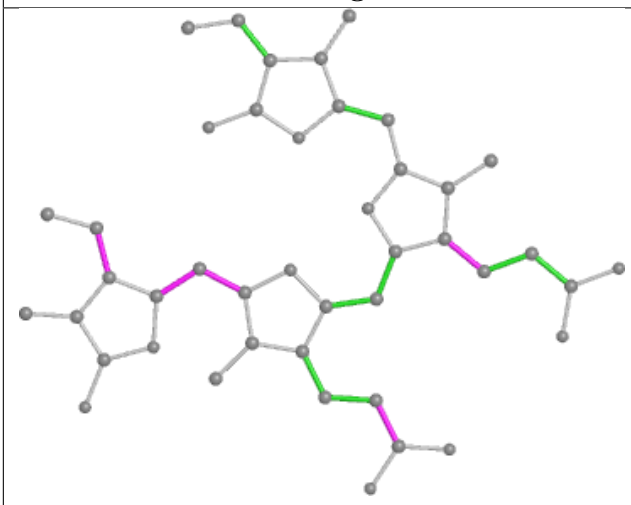

Torsions

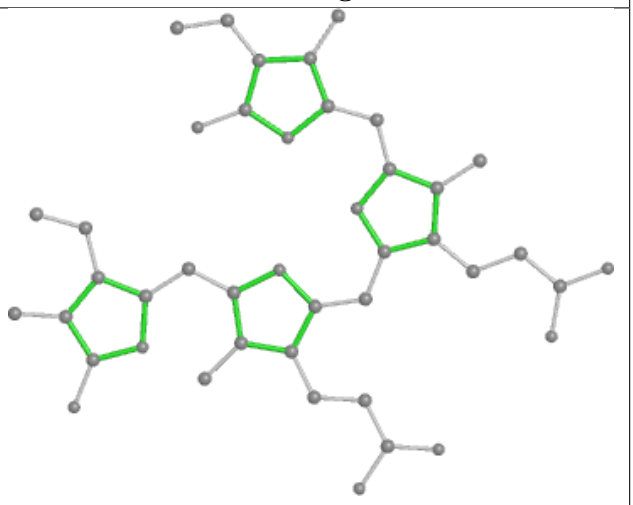

Rings

Ligand PUB R4 203

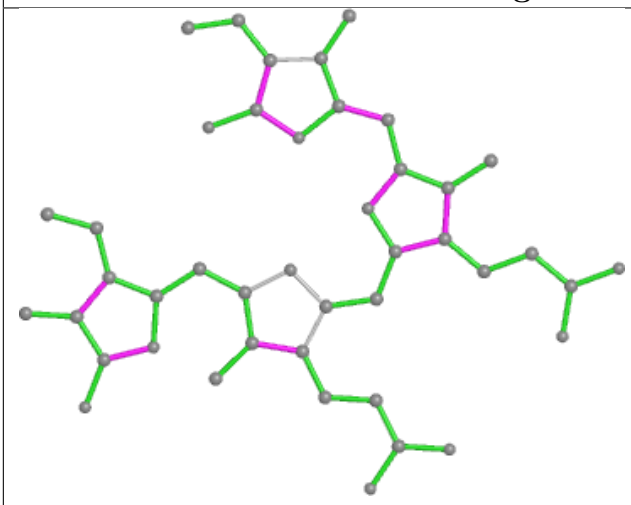

Bond lengths

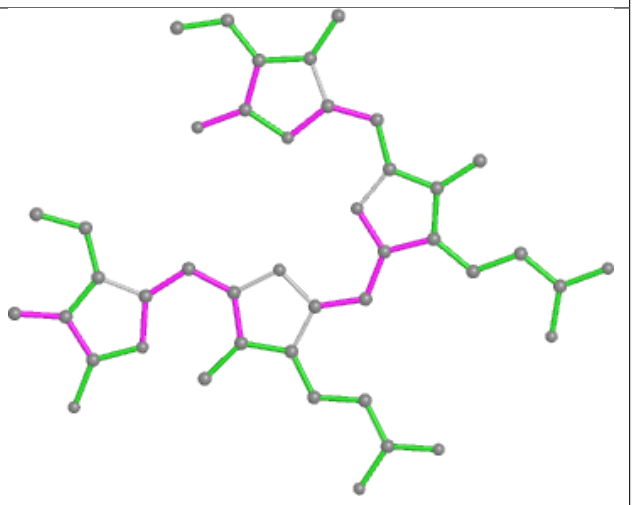

Bond angles

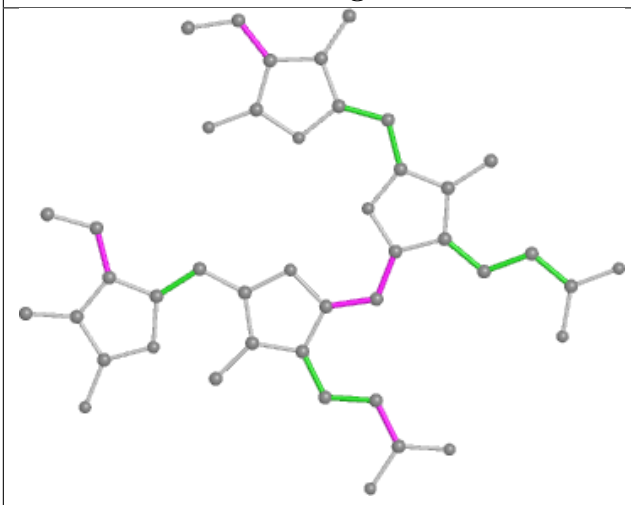

Torsions

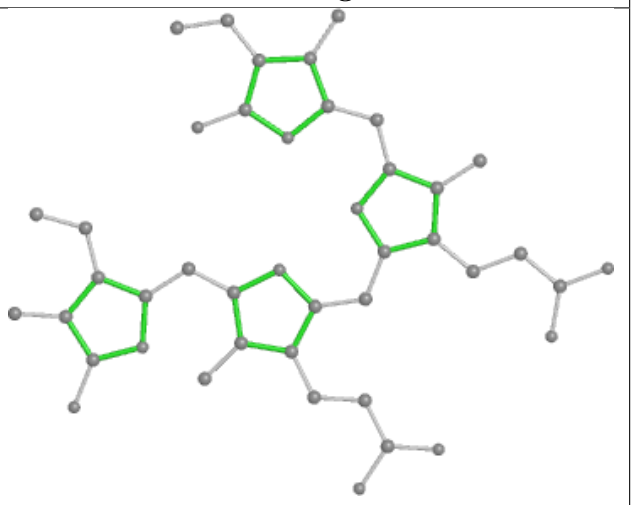

Rings

Ligand PUB lt 203

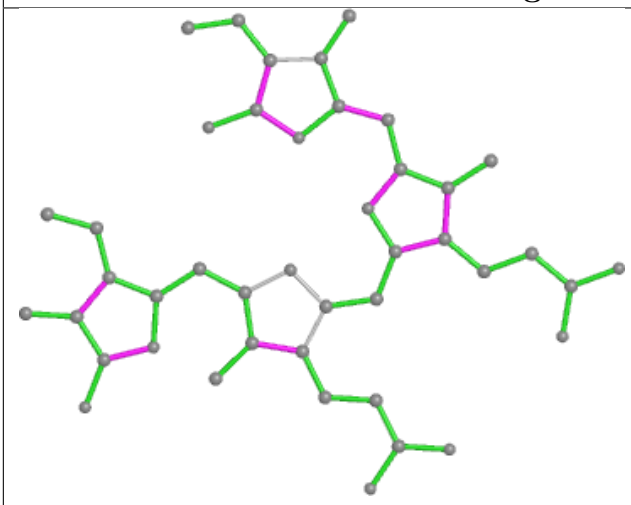

Bond lengths

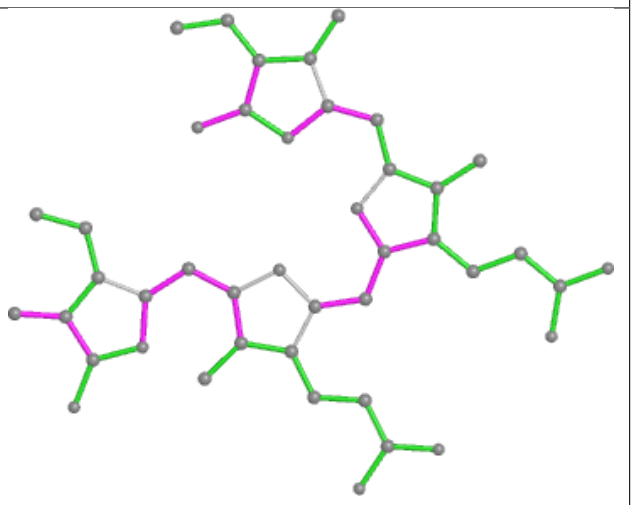

Bond angles

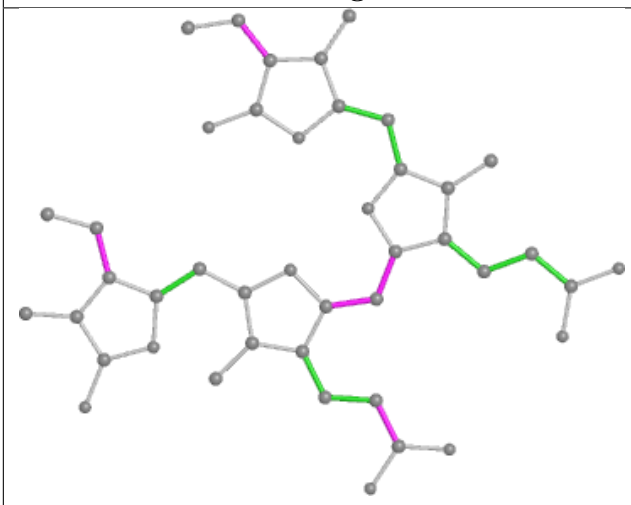

Torsions

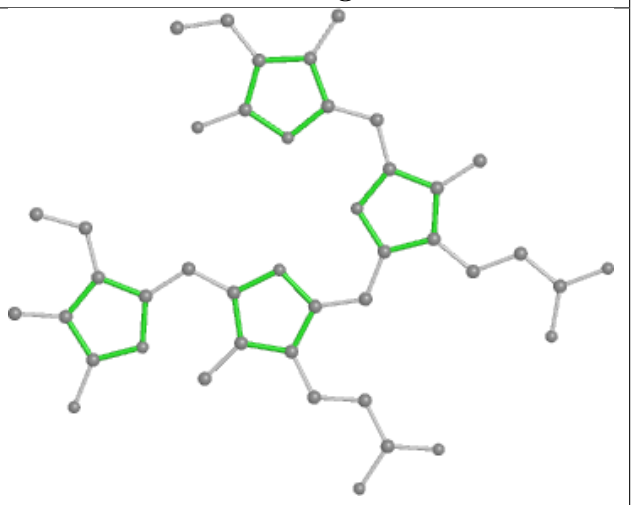

Rings

Ligand PEB i2 201

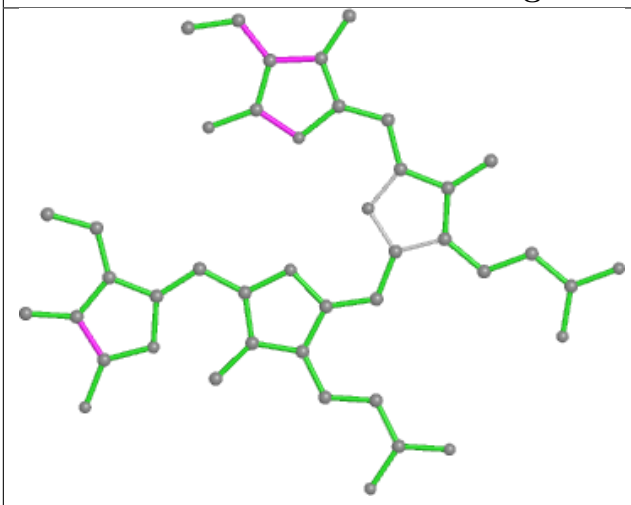

Bond lengths

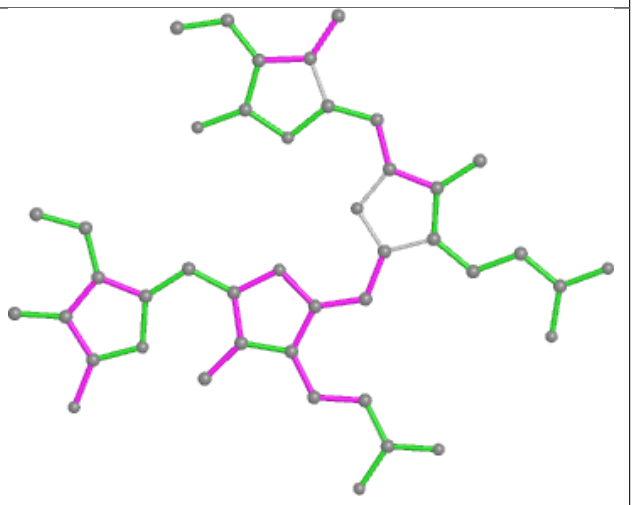

Bond angles

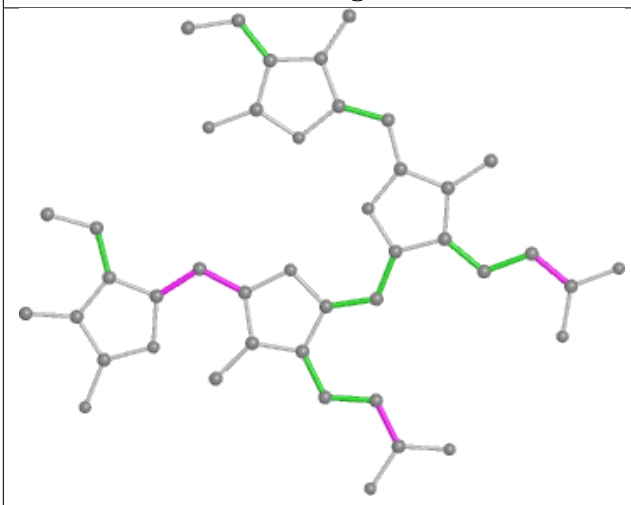

Torsions

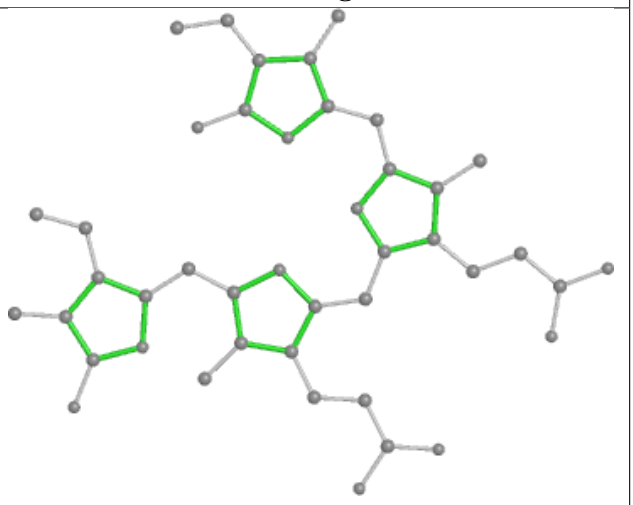

Rings

Ligand PEB o7 201

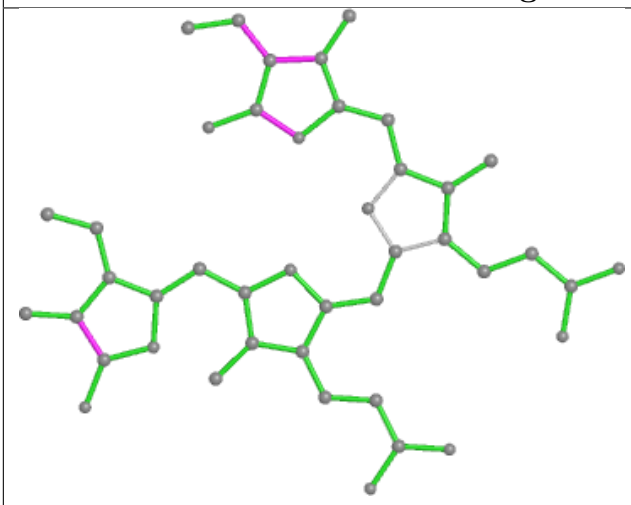

Bond lengths

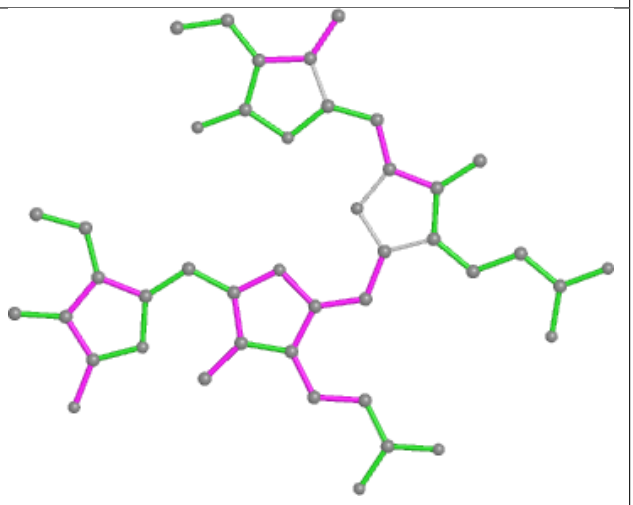

Bond angles

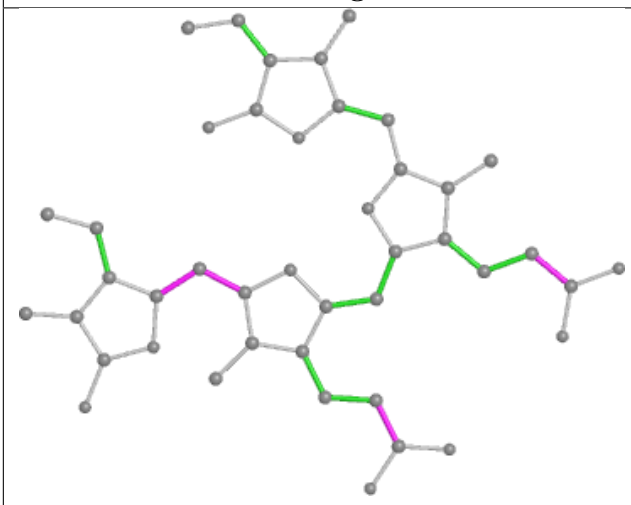

Torsions

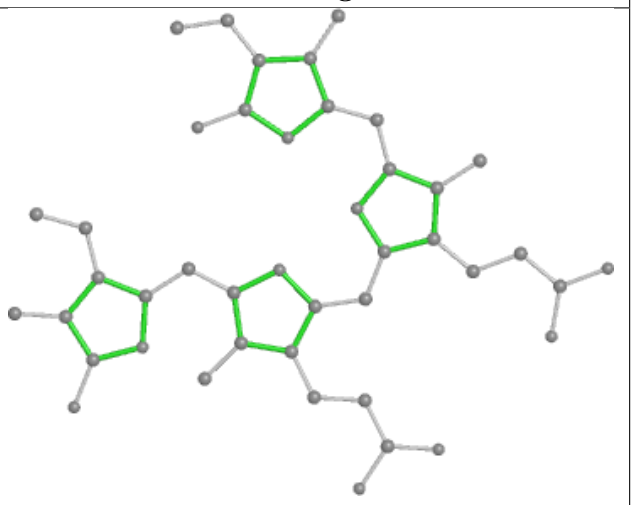

Rings

Ligand PEB aC 201

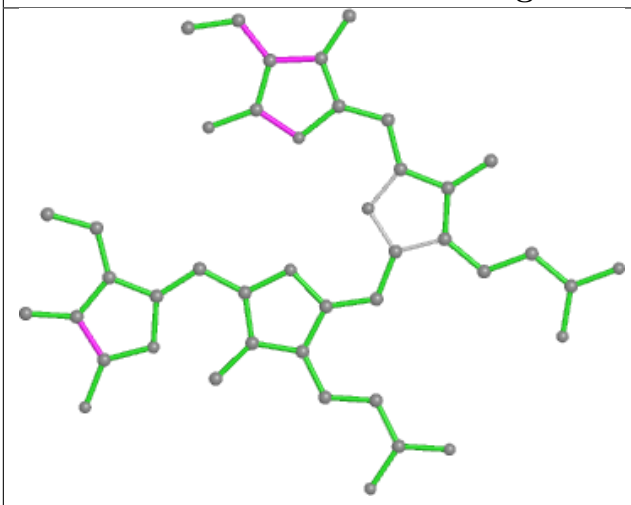

Bond lengths

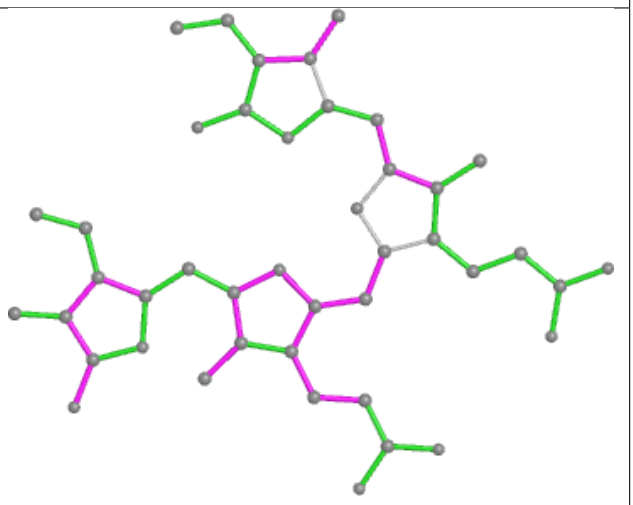

Bond angles

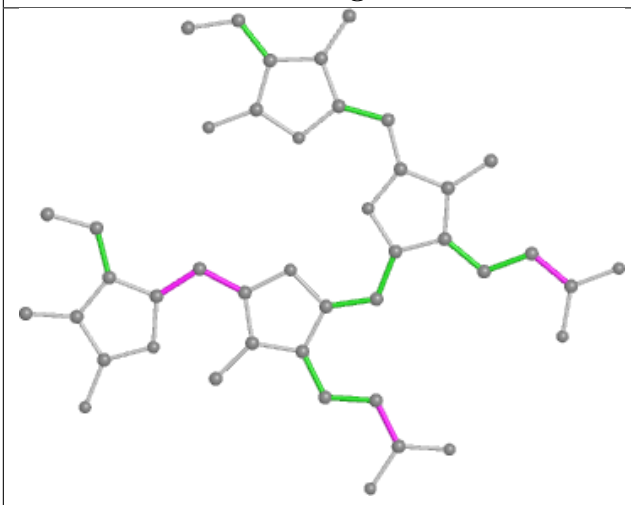

Torsions

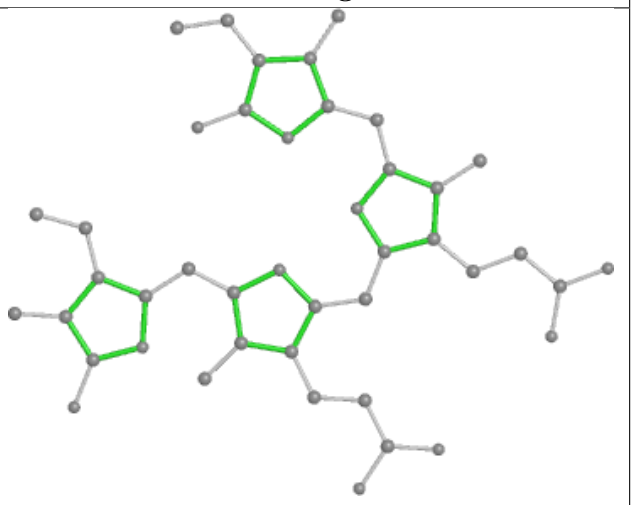

Rings

Ligand PEB s5 201

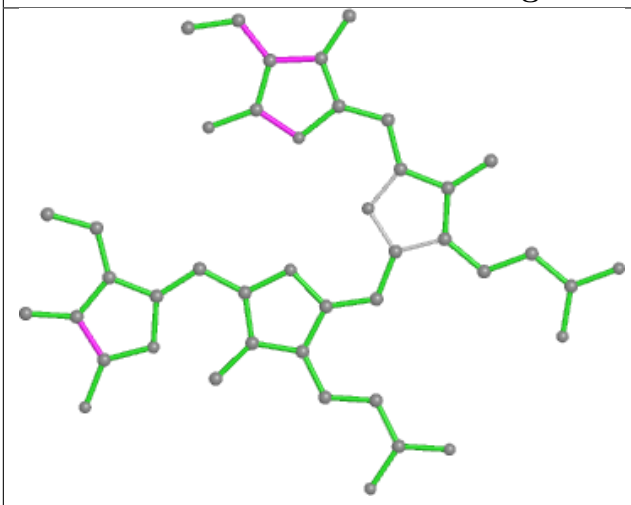

Bond lengths

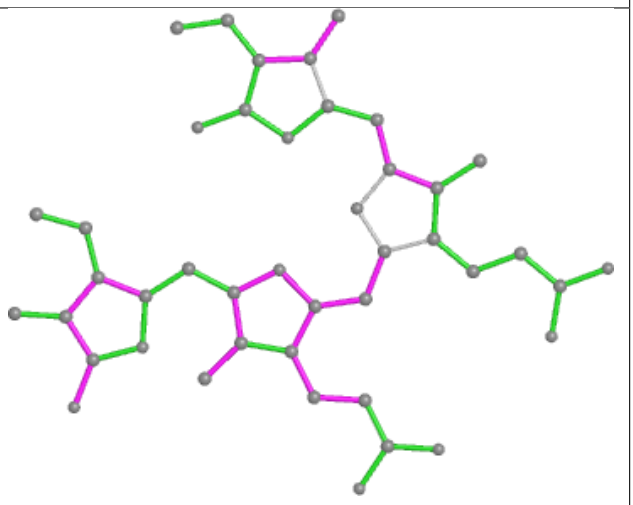

Bond angles

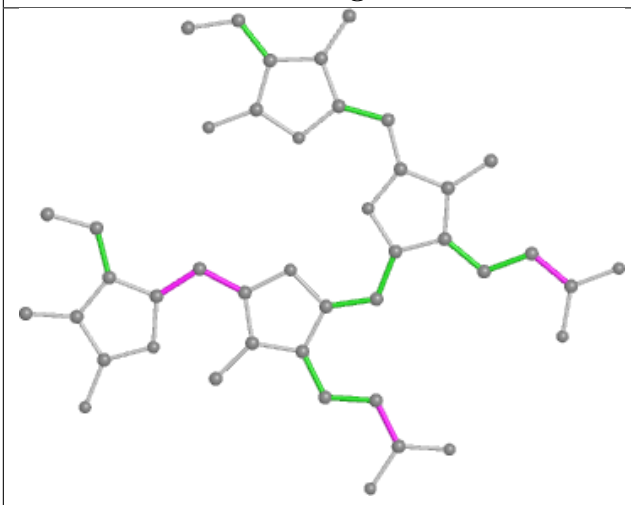

Torsions

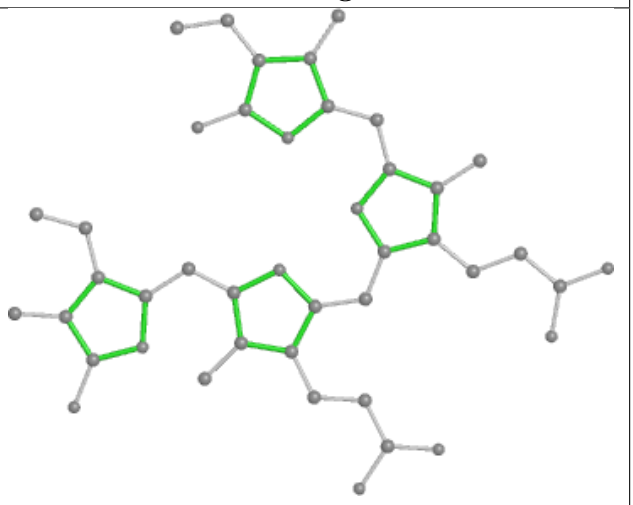

Rings

Ligand PEB et 201

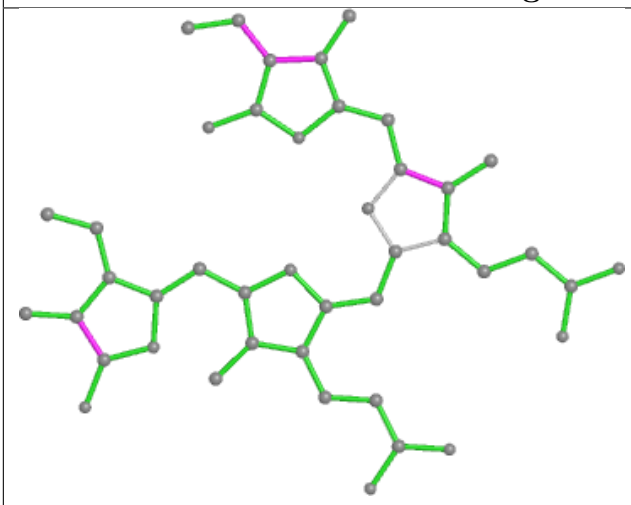

Bond lengths

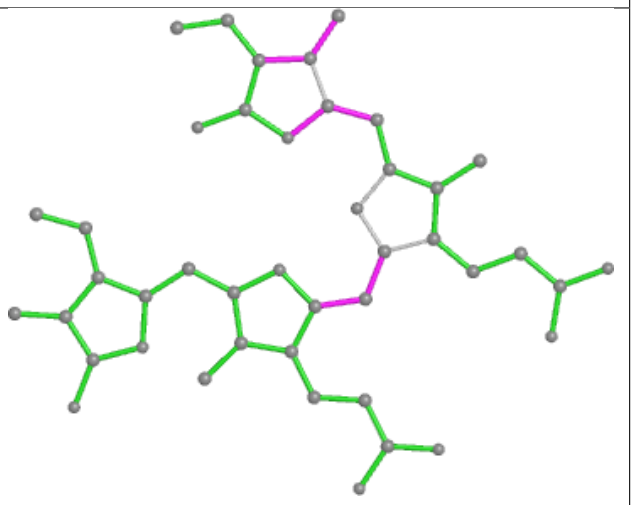

Bond angles

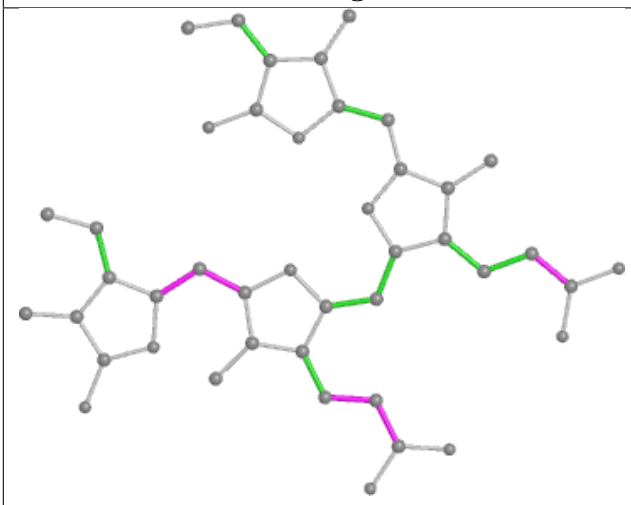

Torsions

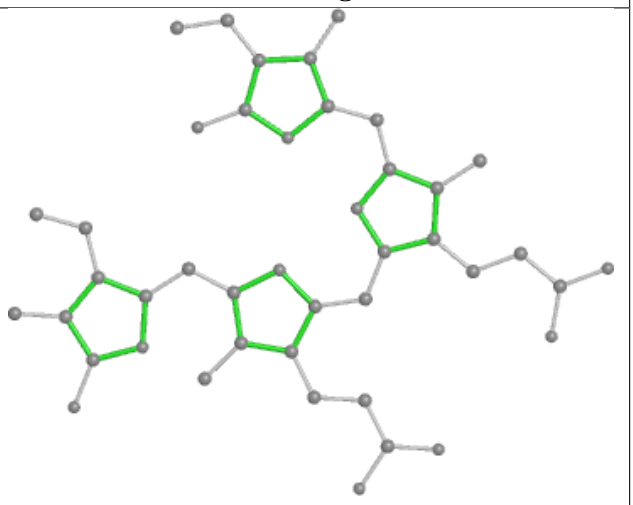

Rings

Ligand PEB bJ 202

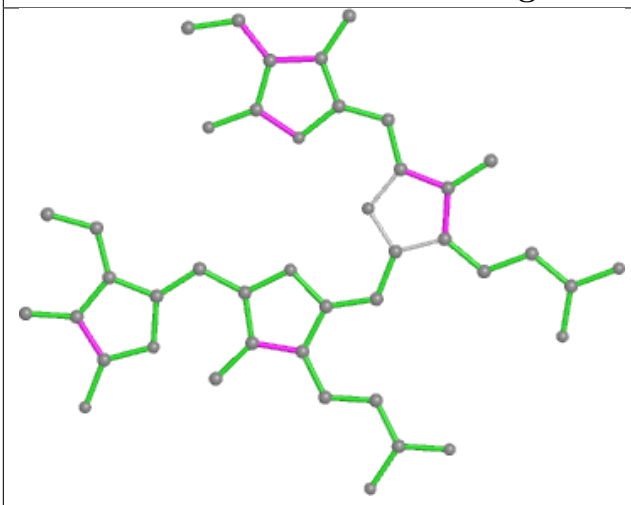

Bond lengths

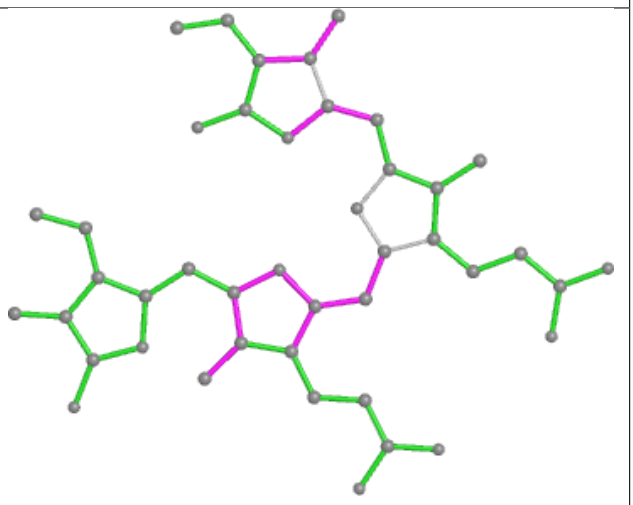

Bond angles

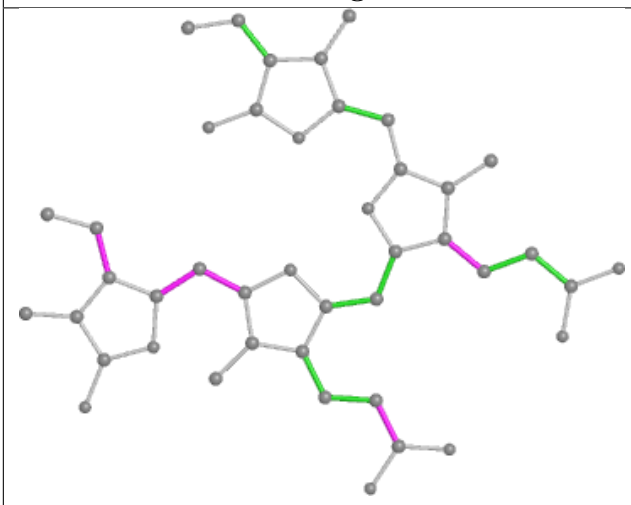

Torsions

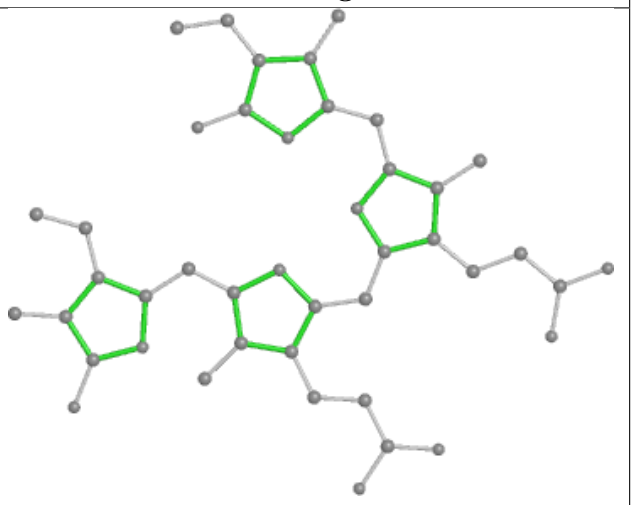

Rings

Ligand PUB n5 203

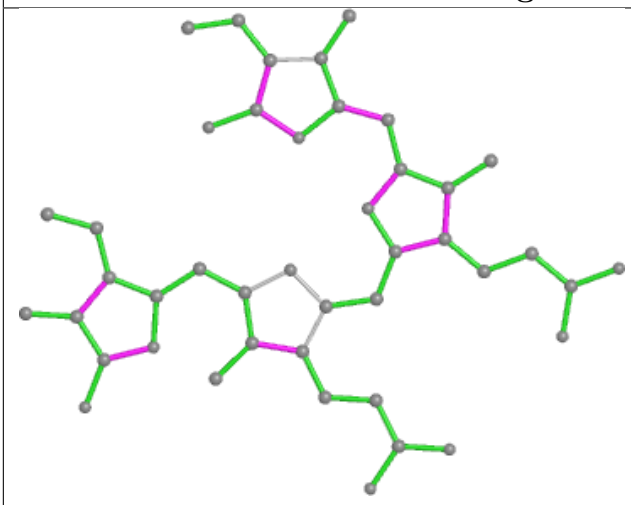

Bond lengths

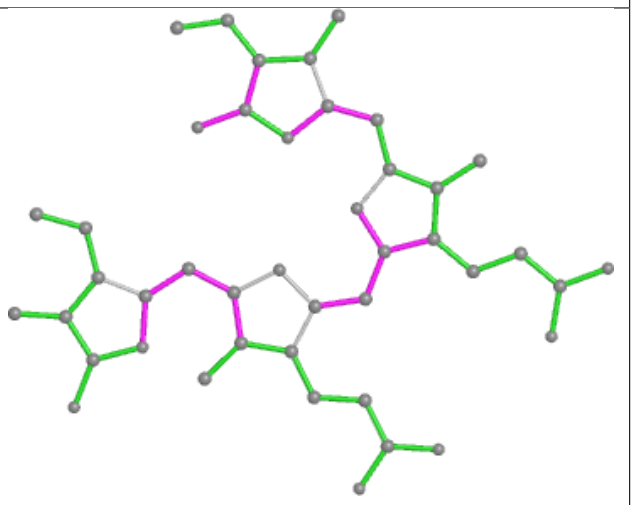

Bond angles

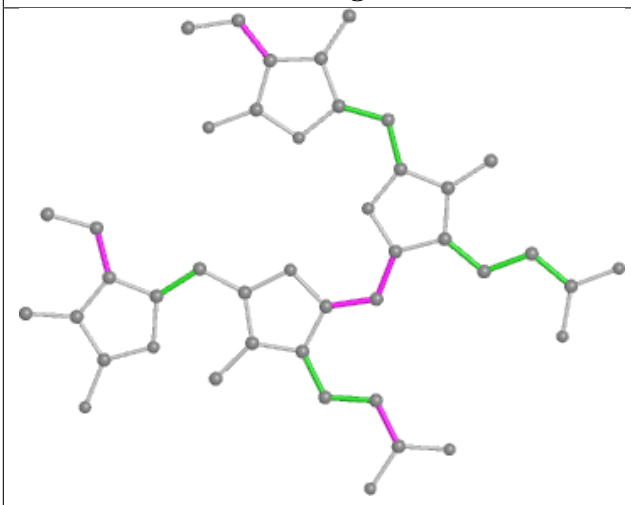

Torsions

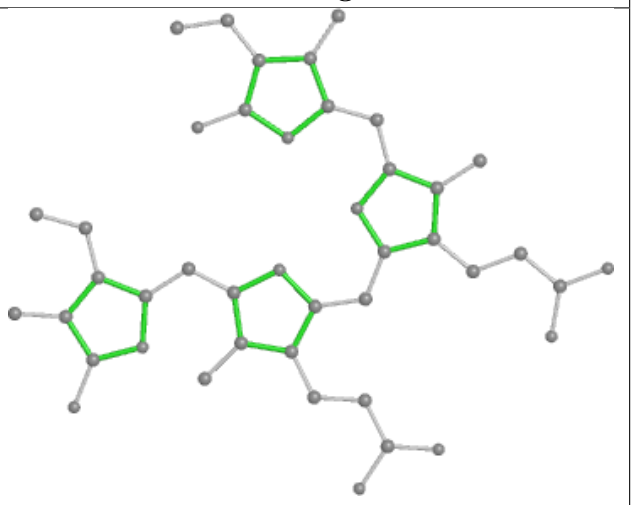

Rings

Ligand PEB n5 201

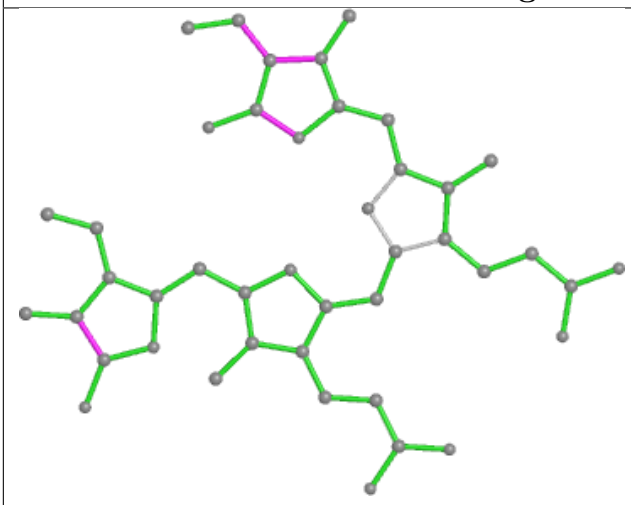

Bond lengths

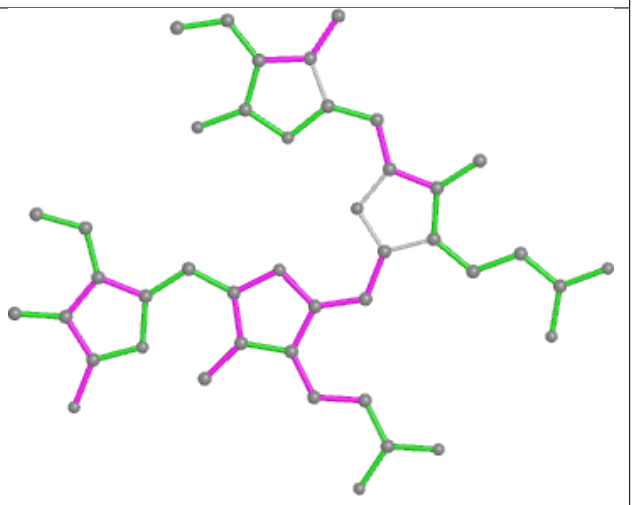

Bond angles

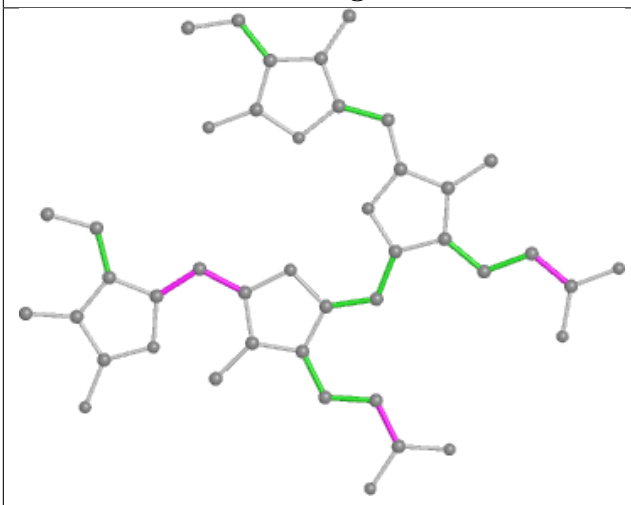

Torsions

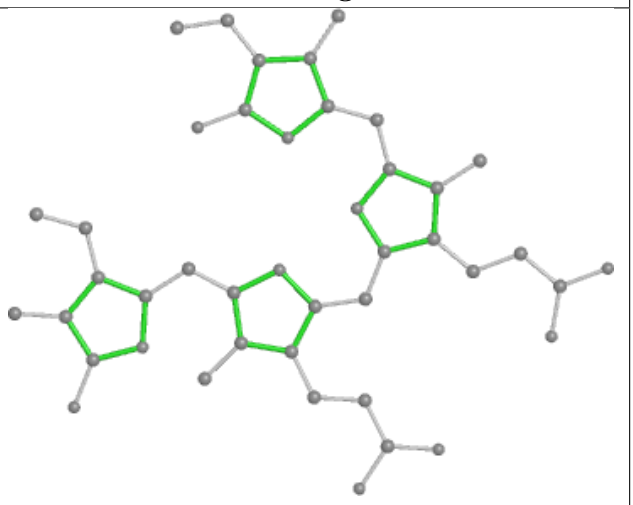

Rings

Ligand PEB gm 1001

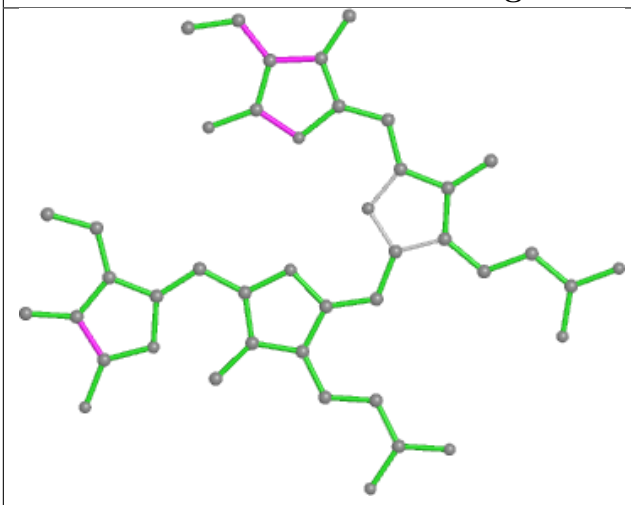

Bond lengths

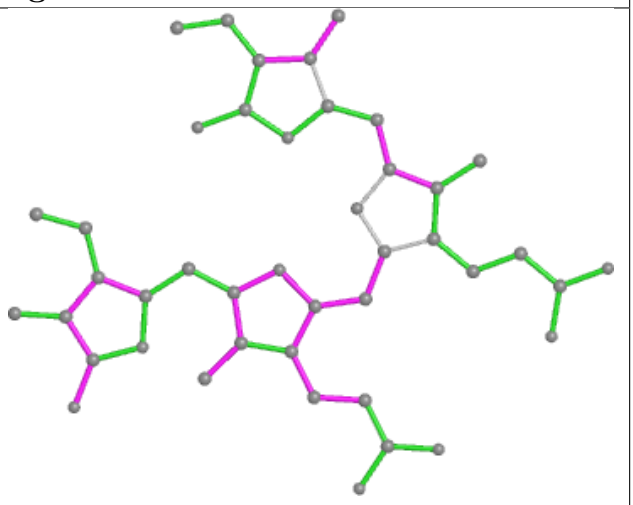

Bond angles

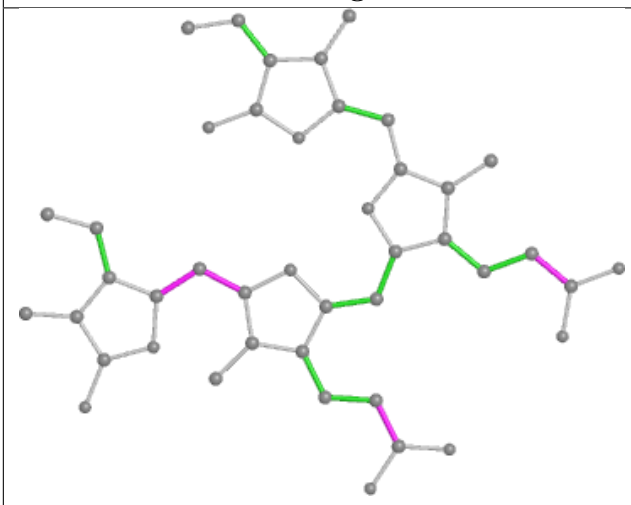

Torsions

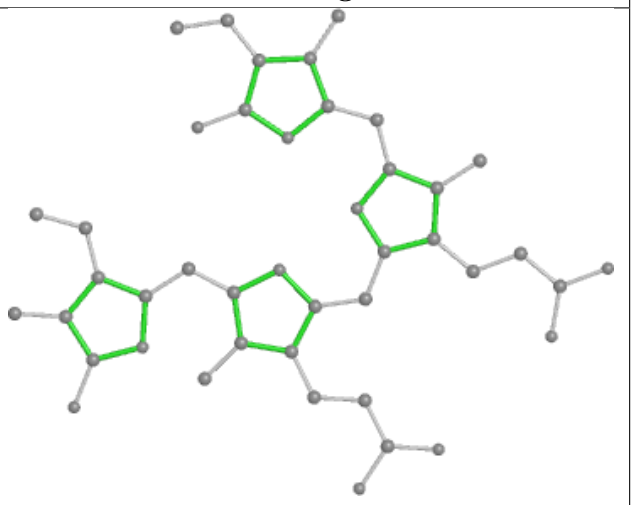

Rings

Ligand PEB ge 202

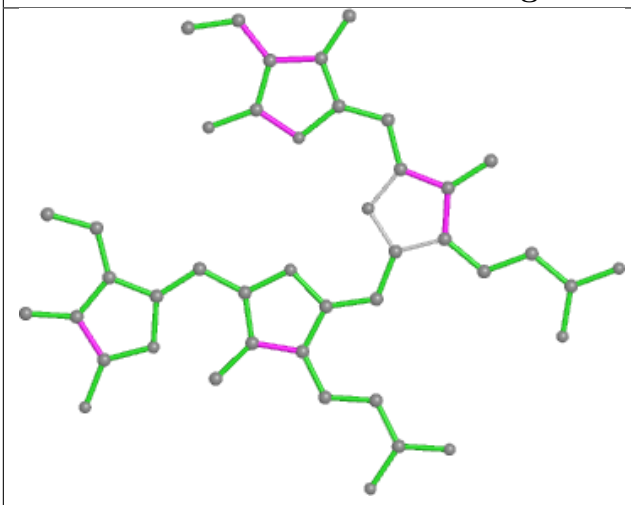

Bond lengths

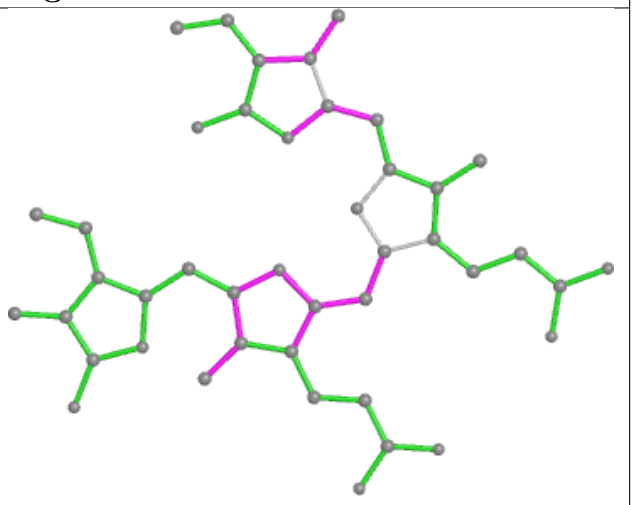

Bond angles

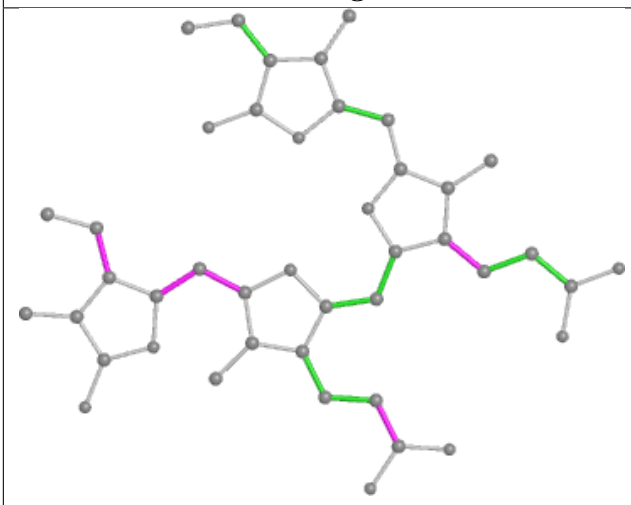

Torsions

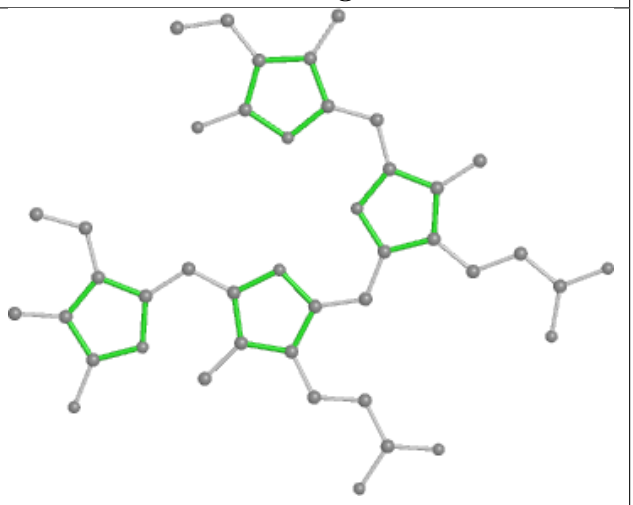

Rings

Ligand PEB br 202

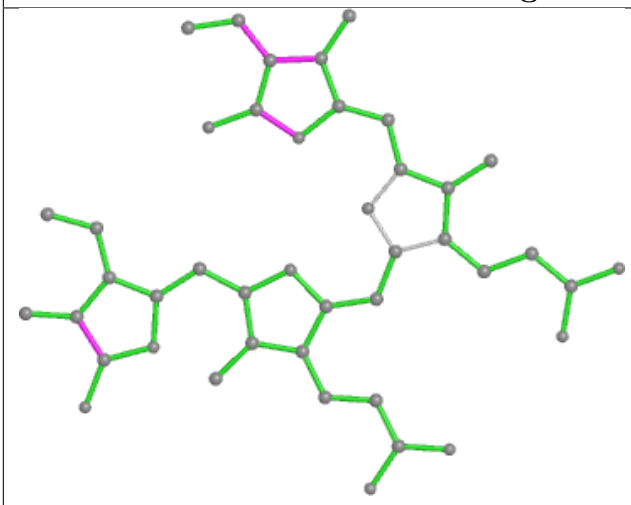

Bond lengths

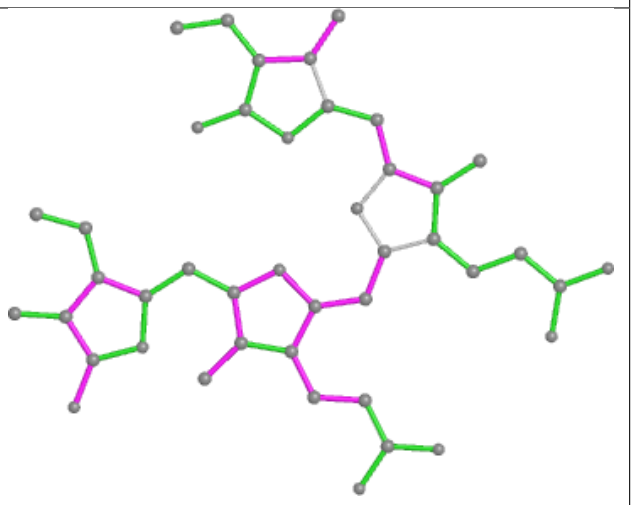

Bond angles

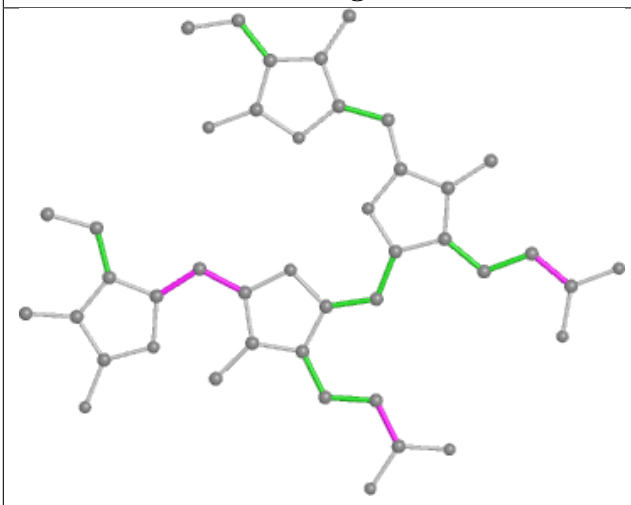

Torsions

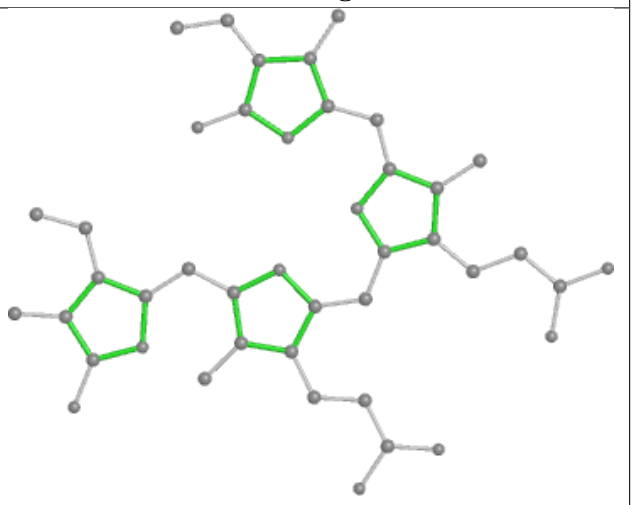

Rings

Ligand PUB B9 203

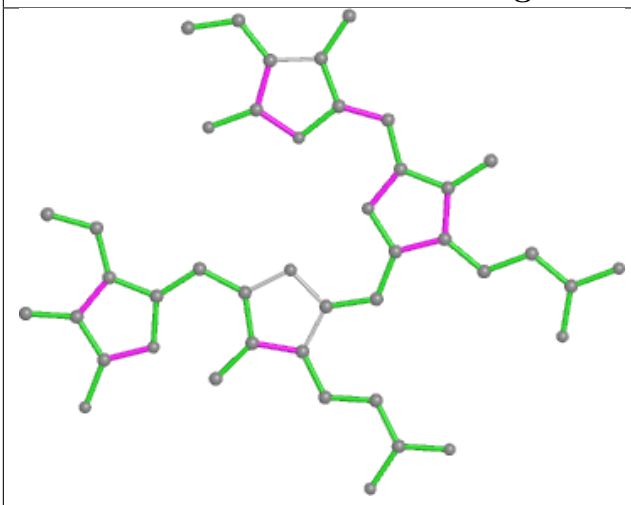

Bond lengths

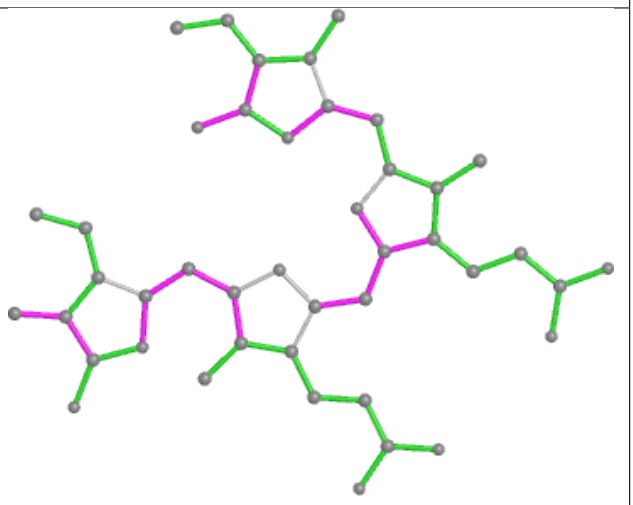

Bond angles

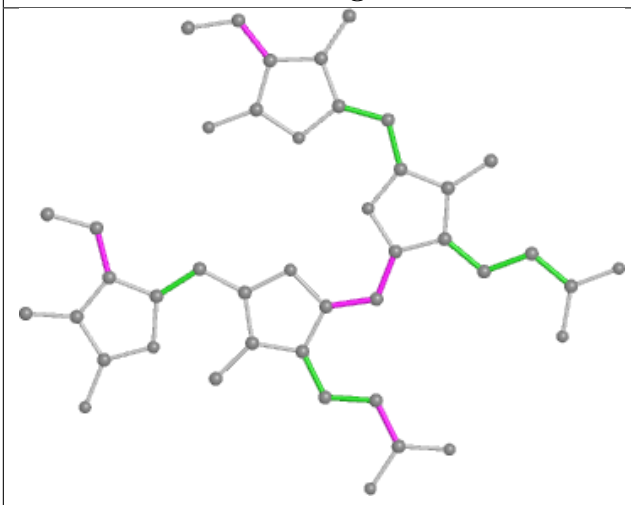

Torsions

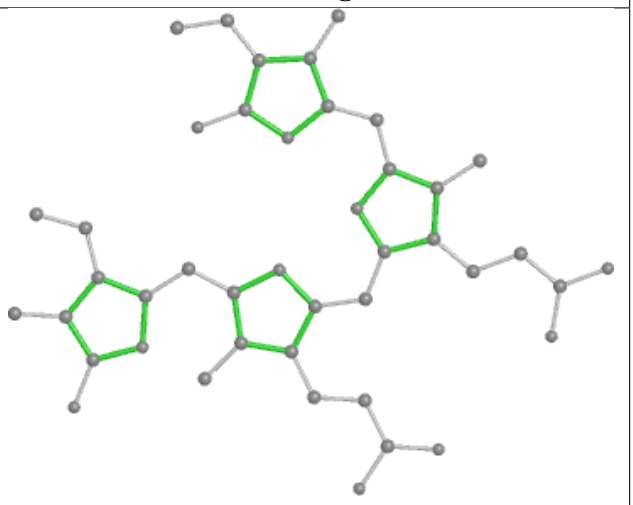

Rings

Ligand PUB x9 203

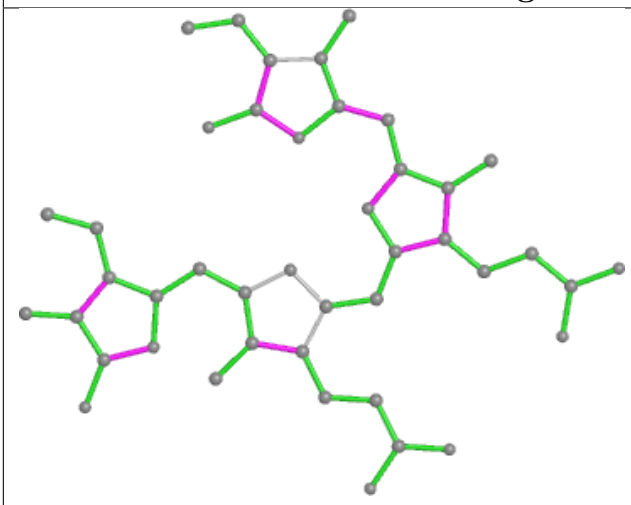

Bond lengths

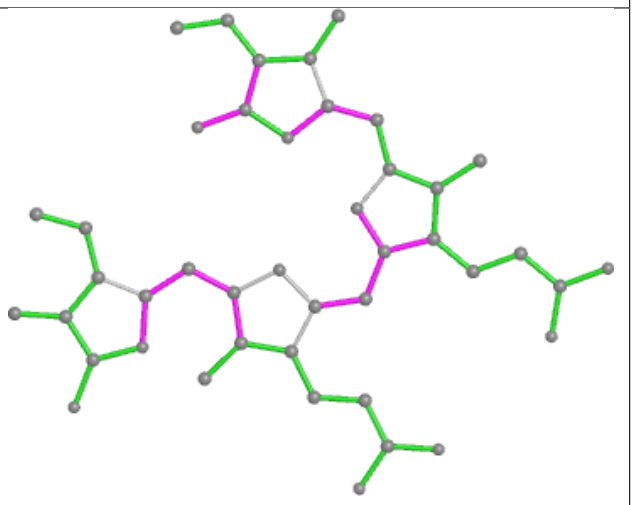

Bond angles

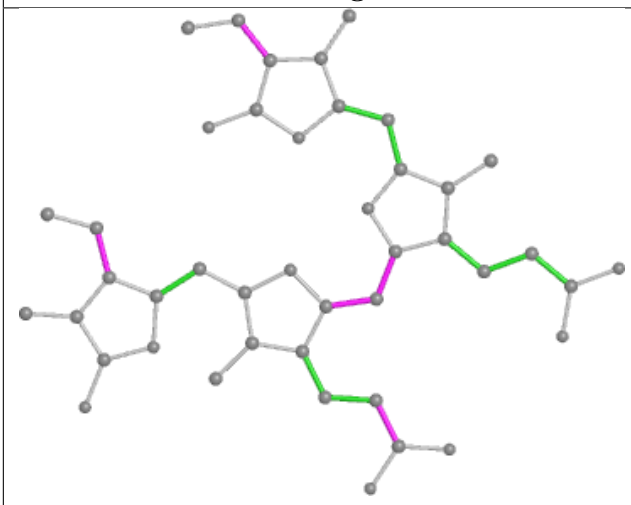

Torsions

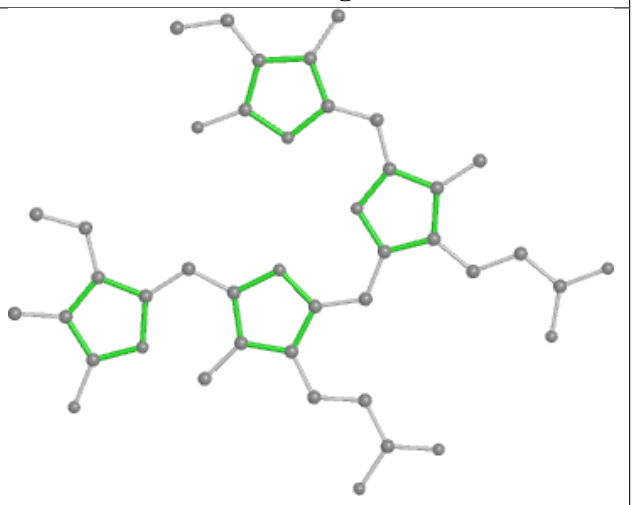

Rings

Ligand PEB eP 203

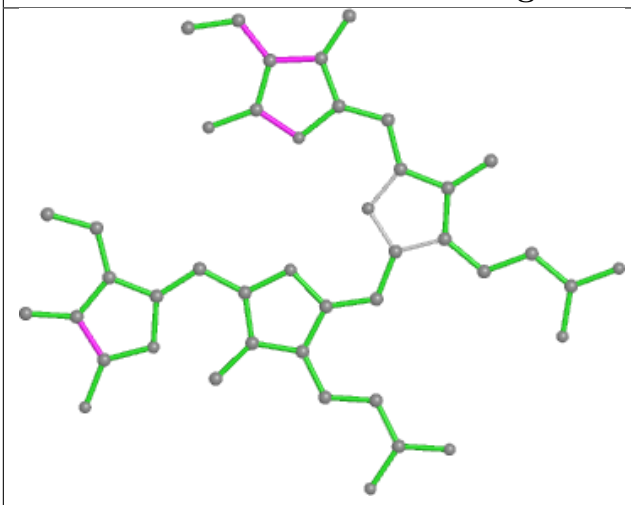

Bond lengths

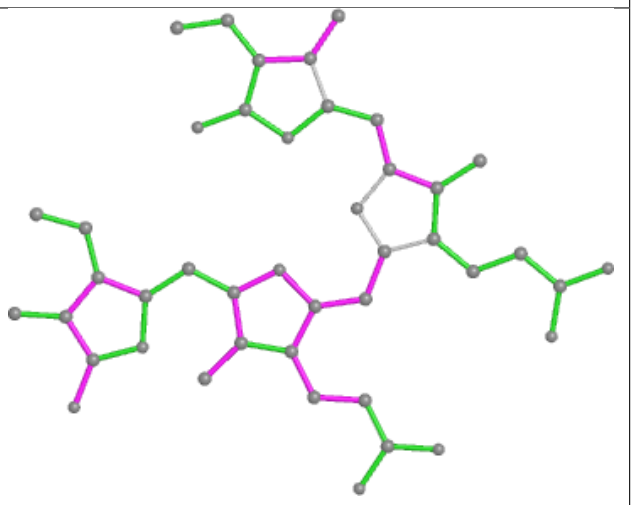

Bond angles

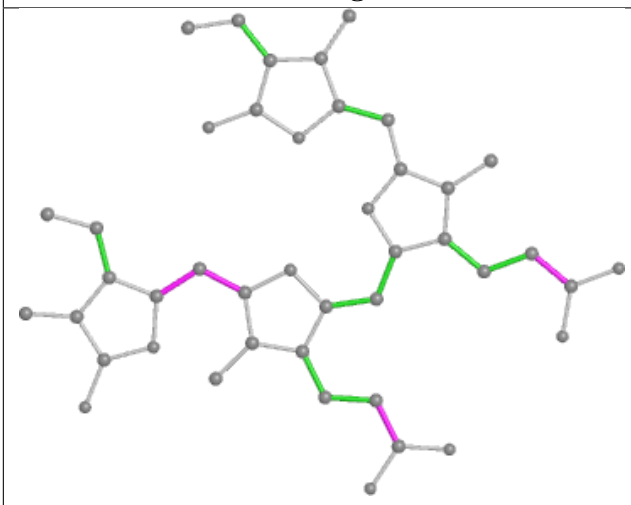

Torsions

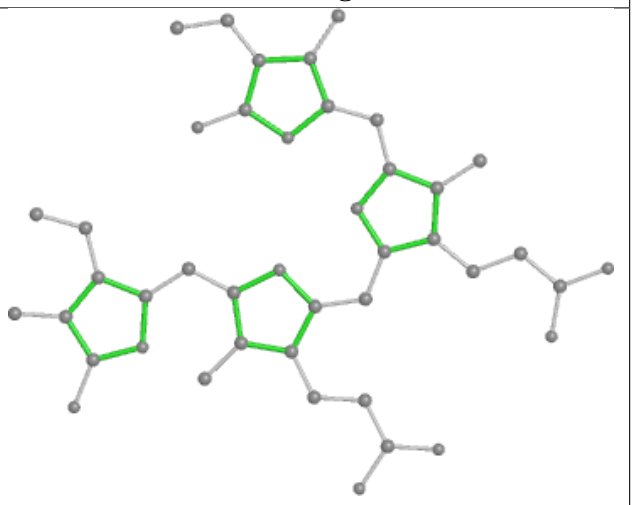

Rings

Ligand PEB H9 201

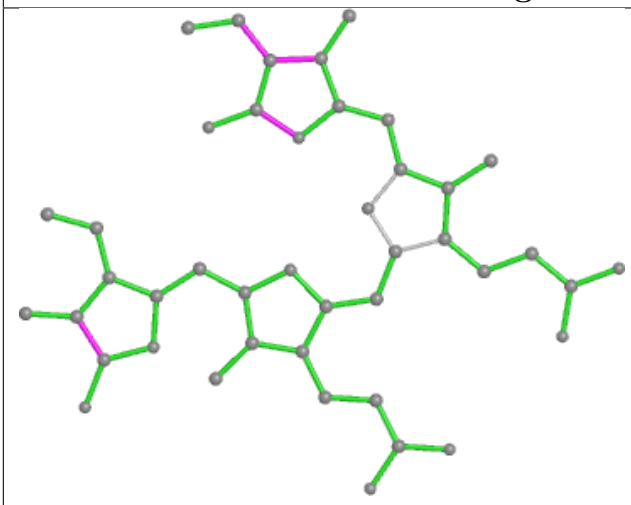

Bond lengths

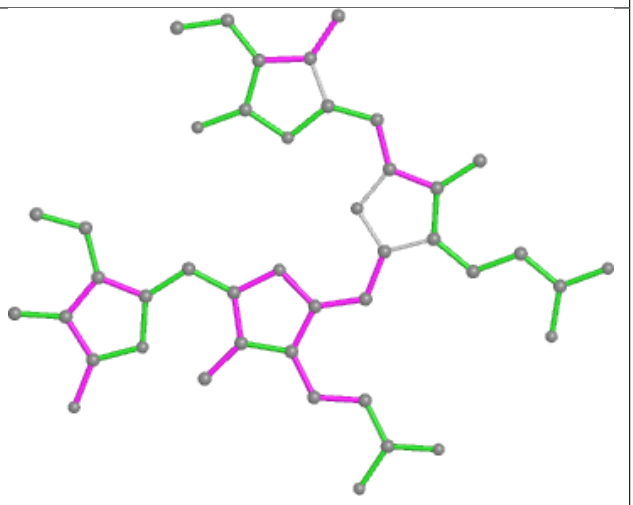

Bond angles

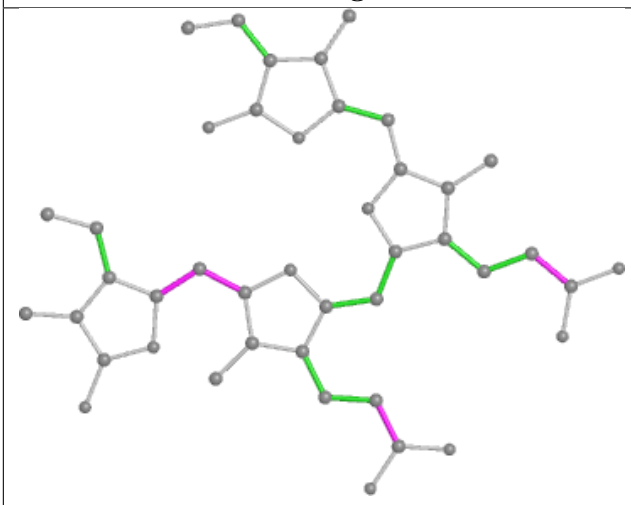

Torsions

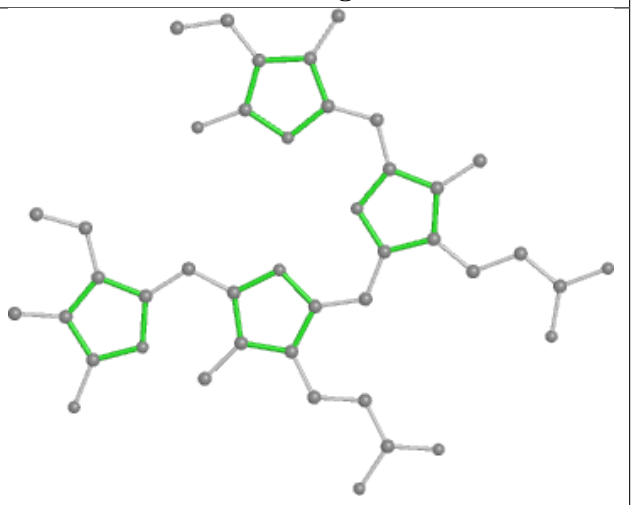

Rings

Ligand CYC c1 201

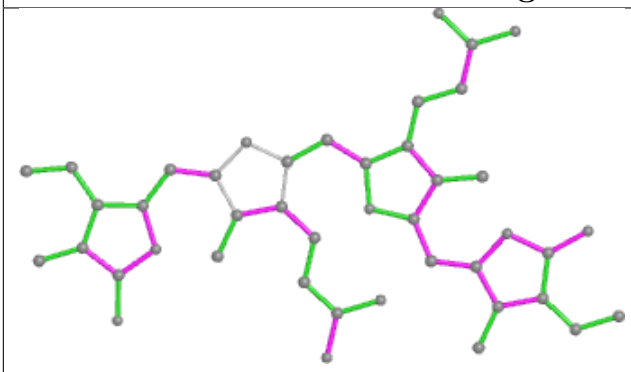

Bond lengths

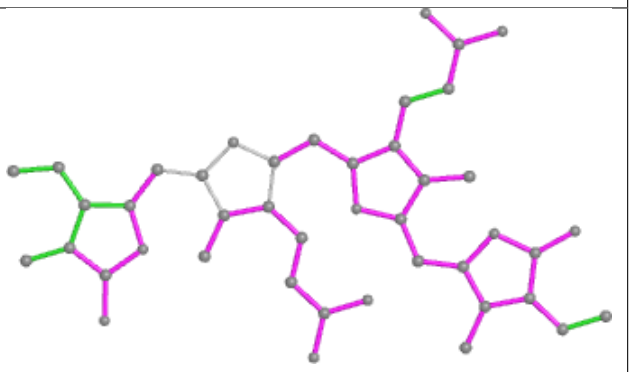

Bond angles

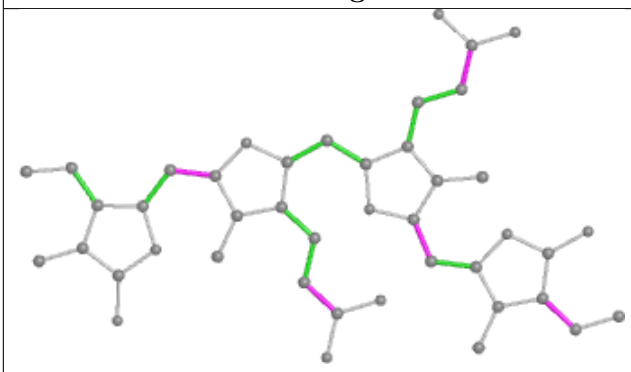

Torsions

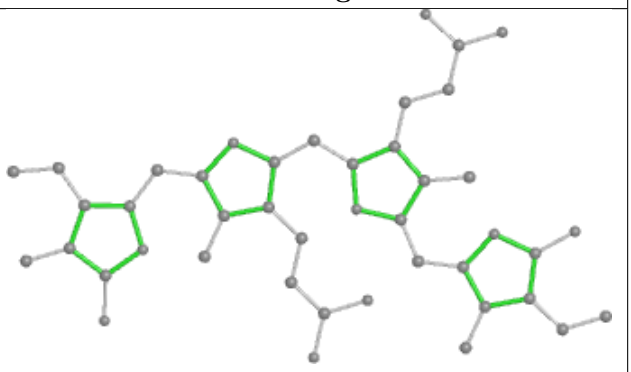

Rings

Ligand PEB S6 202

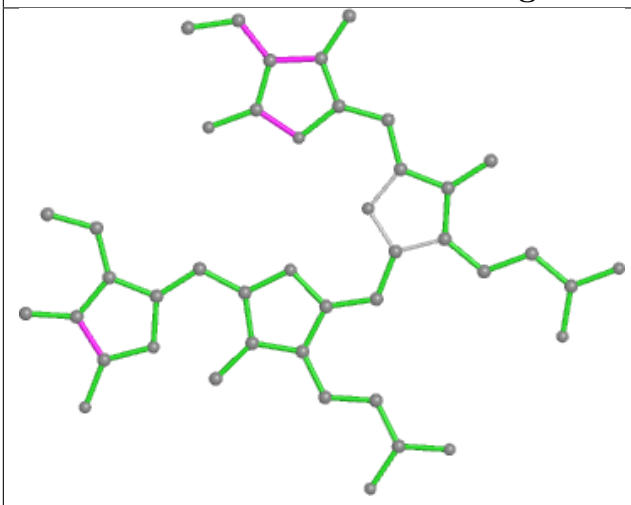

Bond lengths

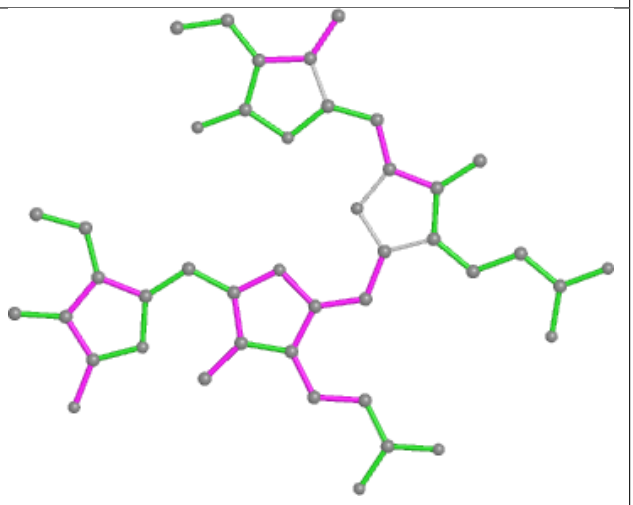

Bond angles

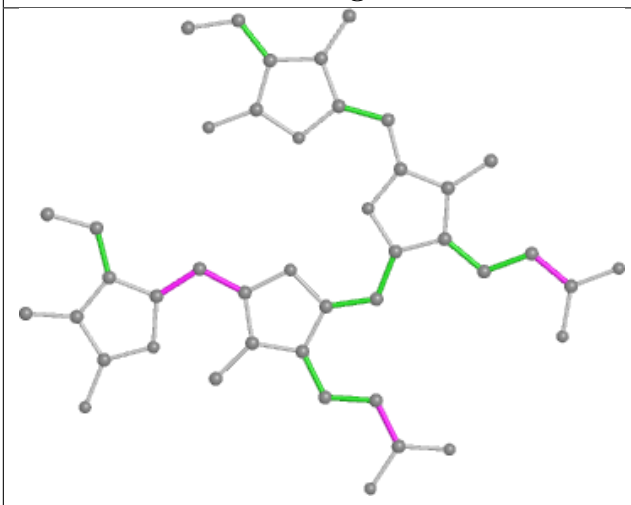

Torsions

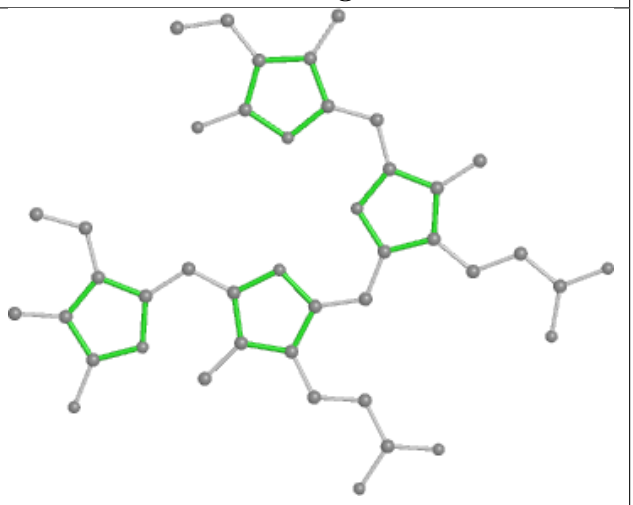

Rings

Ligand PEB U4 202

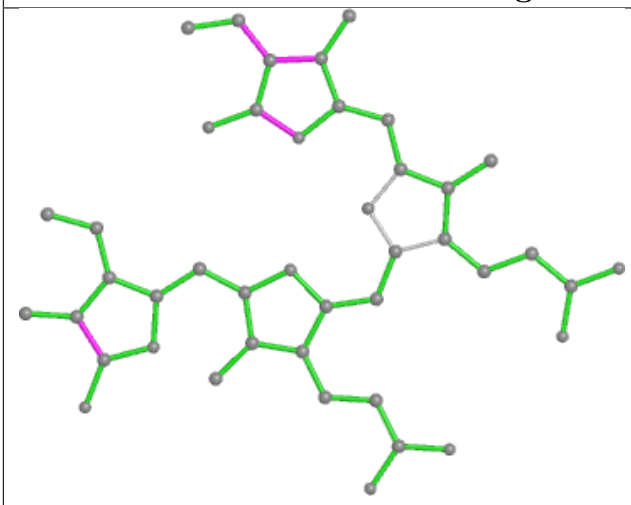

Bond lengths

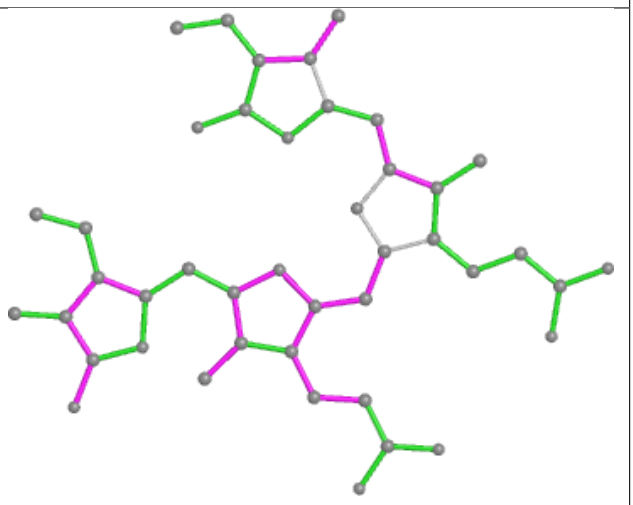

Bond angles

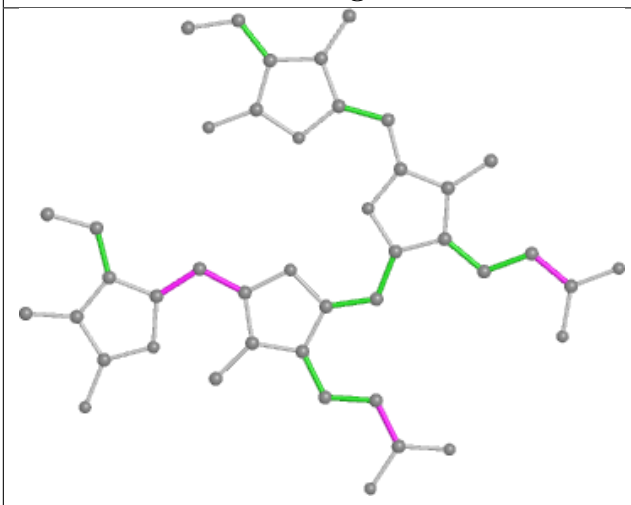

Torsions

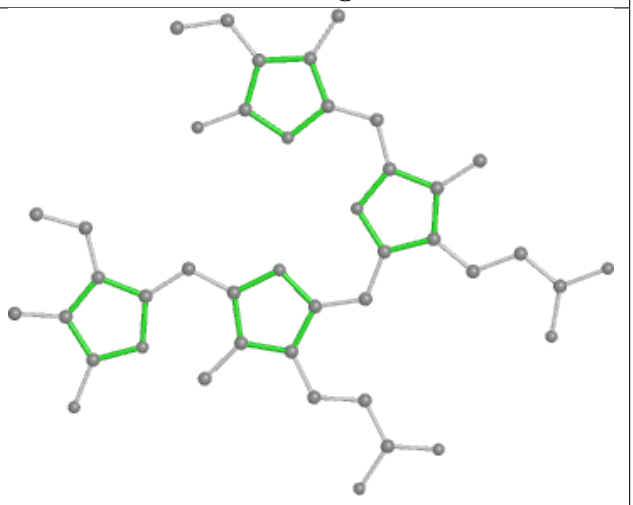

Rings

Ligand PEB lw 203

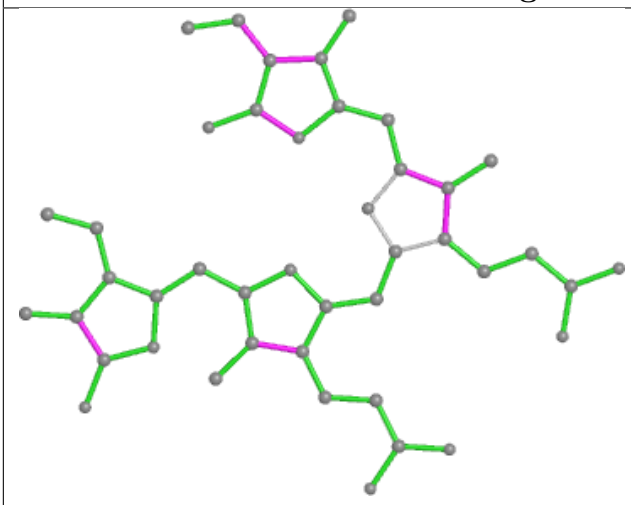

Bond lengths

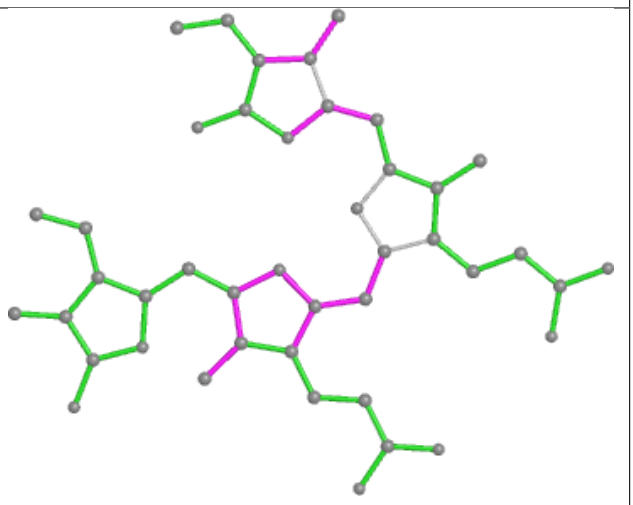

Bond angles

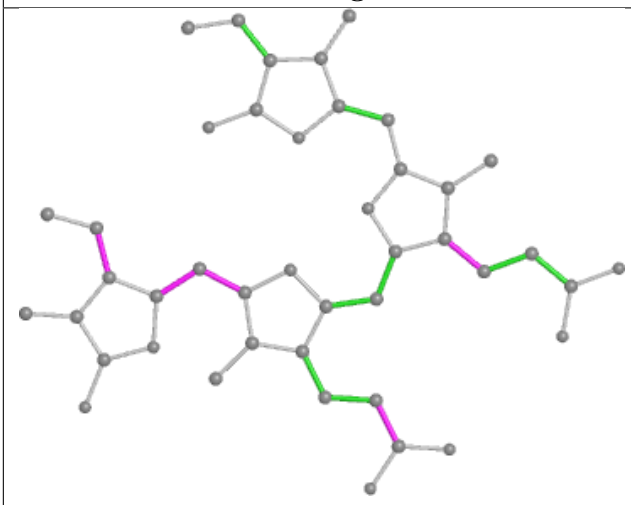

Torsions

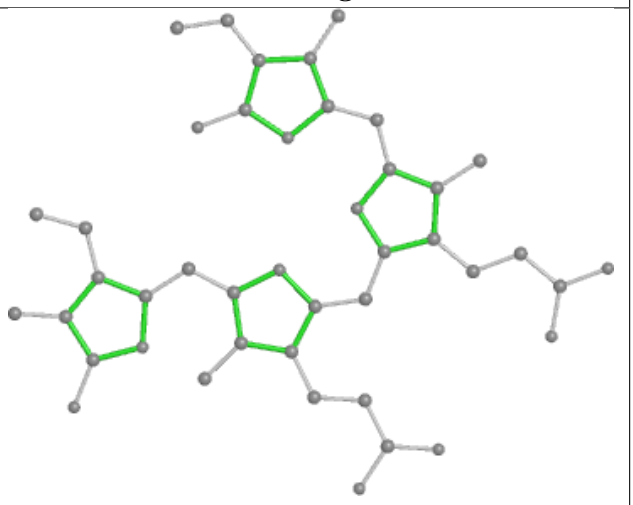

Rings

Ligand PUB y7 203

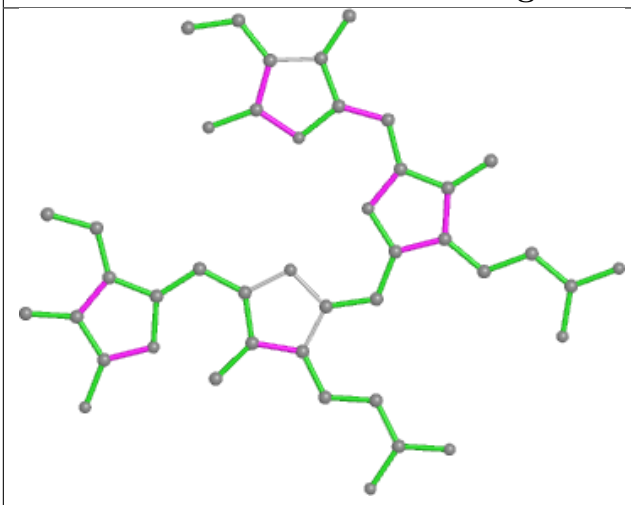

Bond lengths

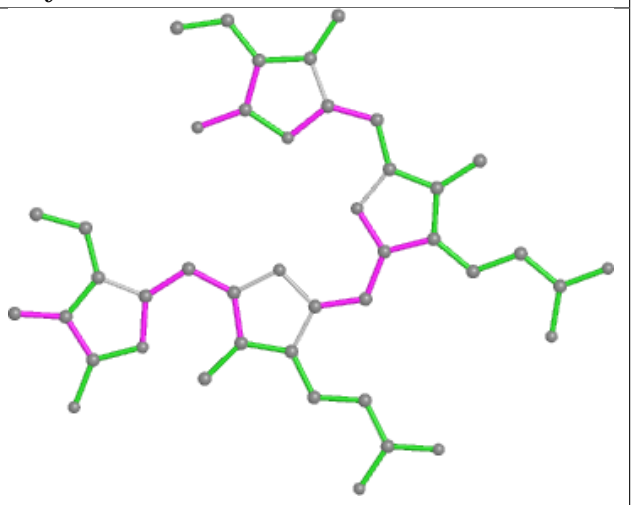

Bond angles

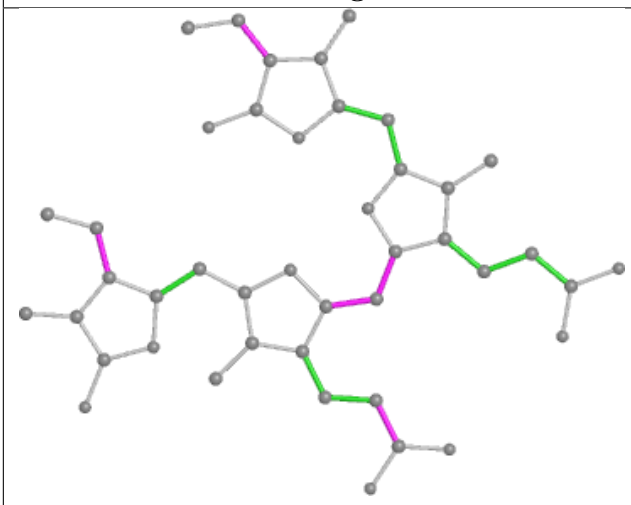

Torsions

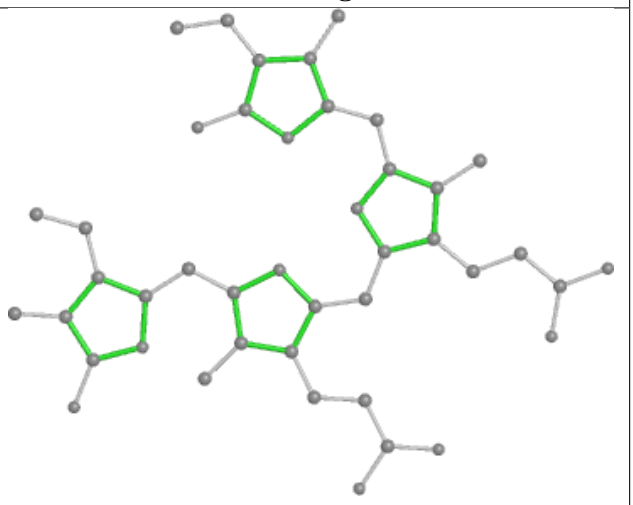

Rings

Ligand PUB c8 305

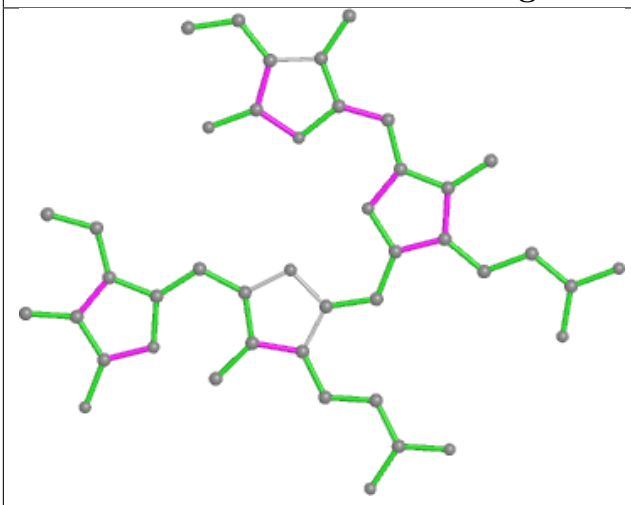

Bond lengths

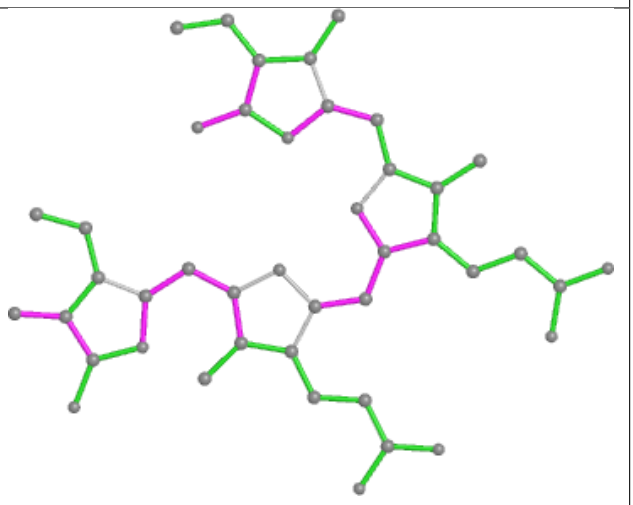

Bond angles

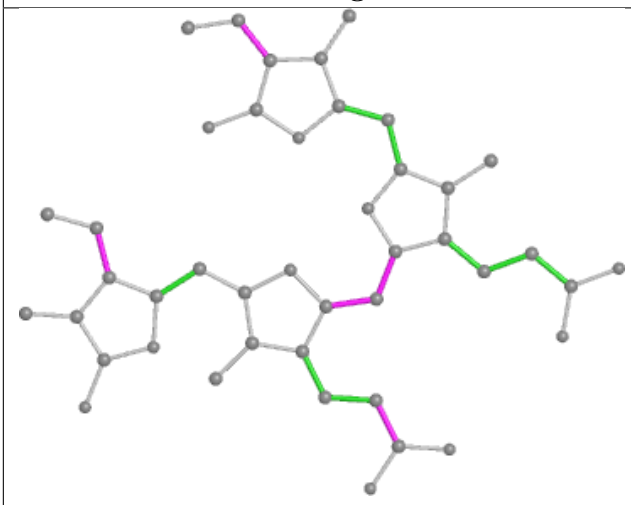

Torsions

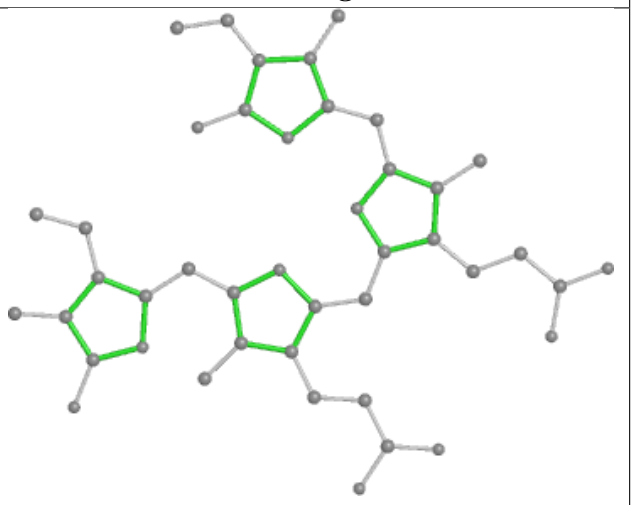

Rings

Ligand PEB d3 301

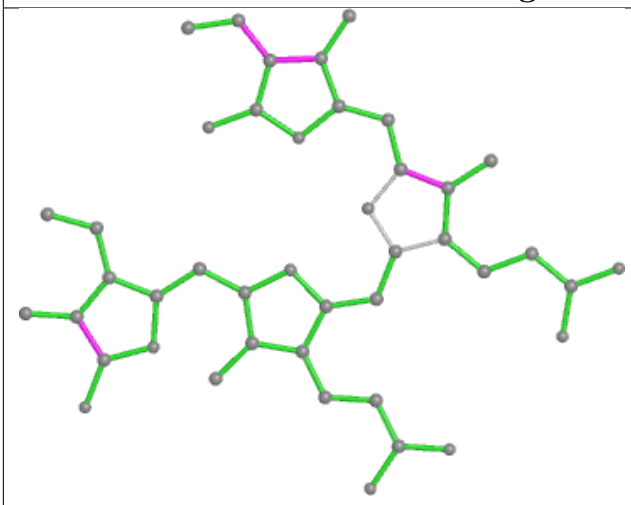

Bond lengths

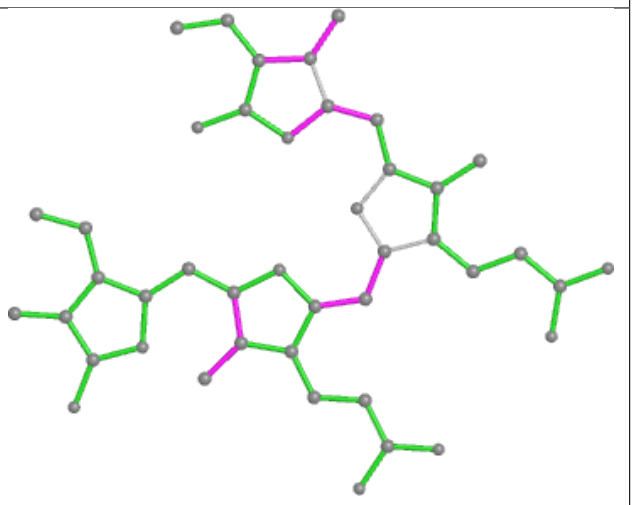

Bond angles

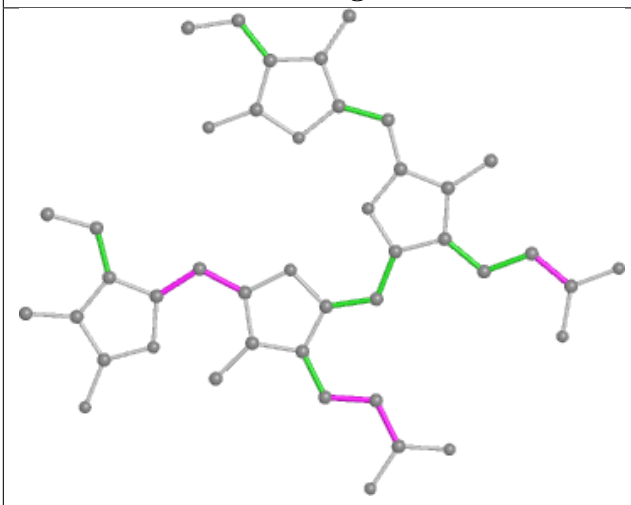

Torsions

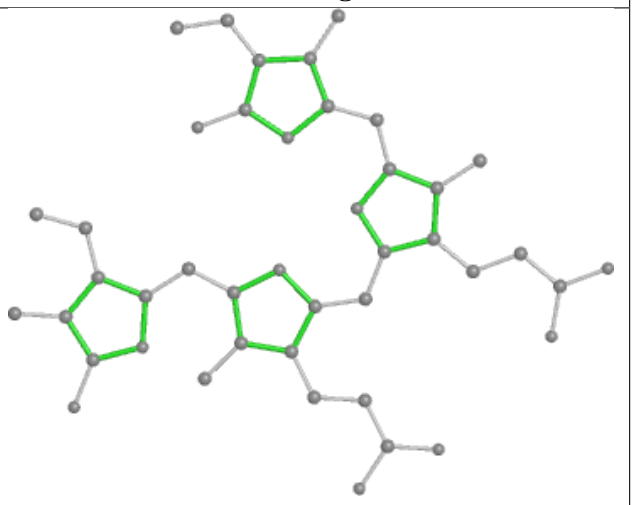

Rings

Ligand PEB Y3 202

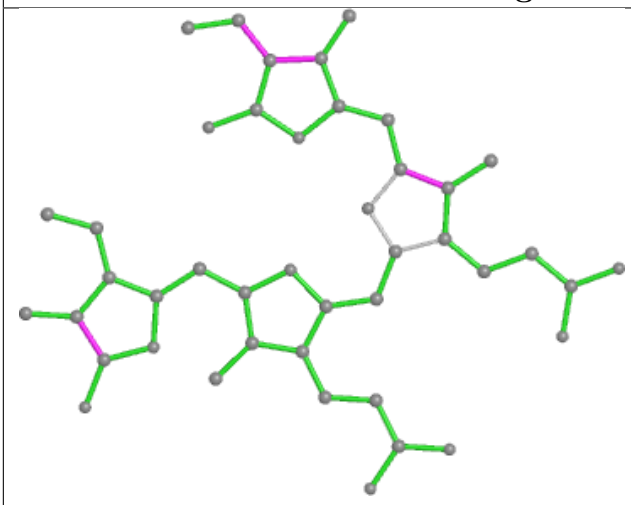

Bond lengths

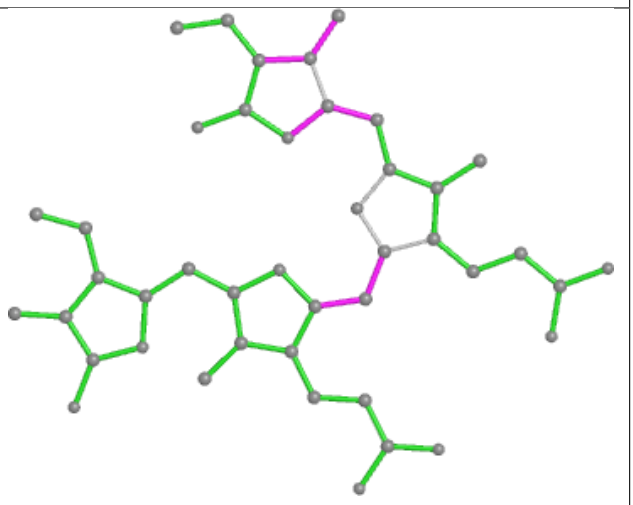

Bond angles

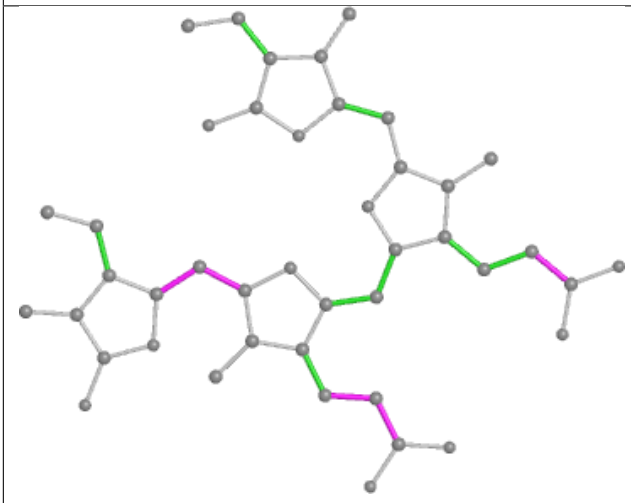

Torsions

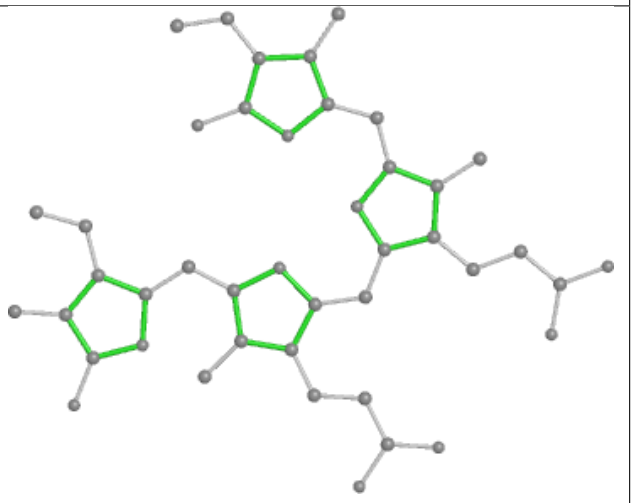

Rings

Ligand PEB aw 202

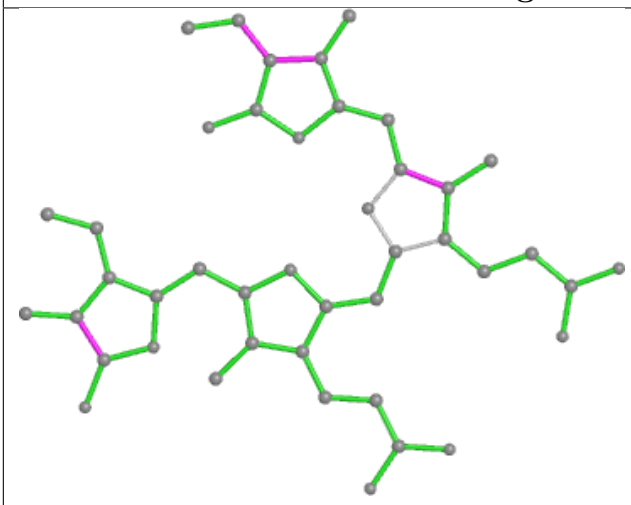

Bond lengths

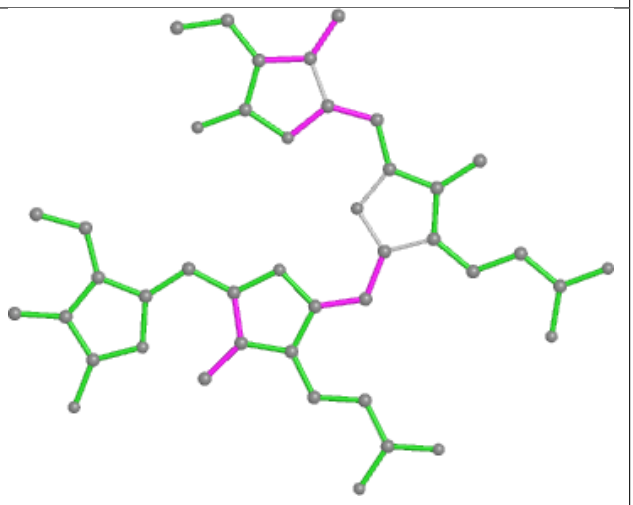

Bond angles

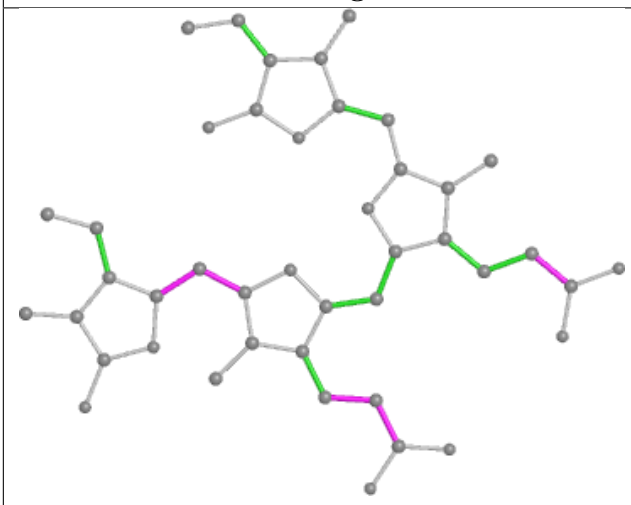

Torsions

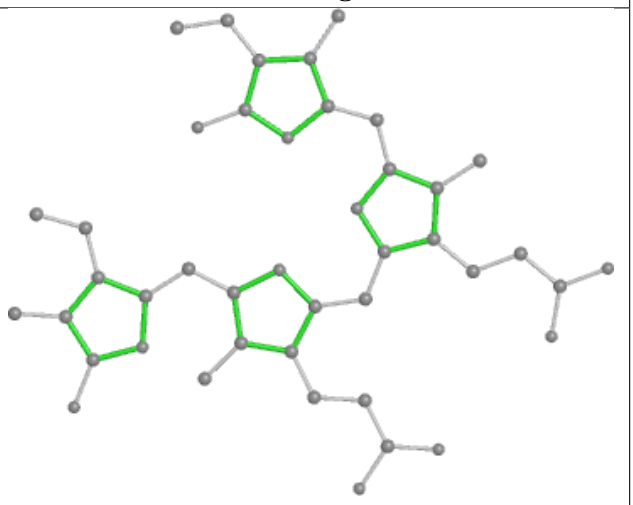

Rings

Ligand CYC g1 201

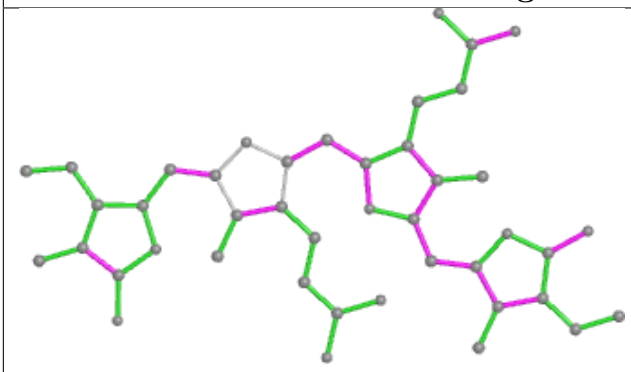

Bond lengths

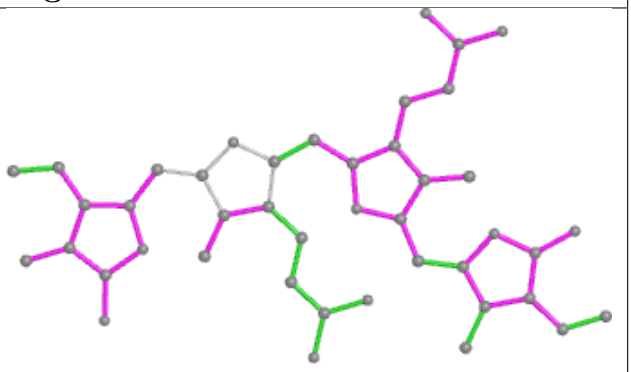

Bond angles

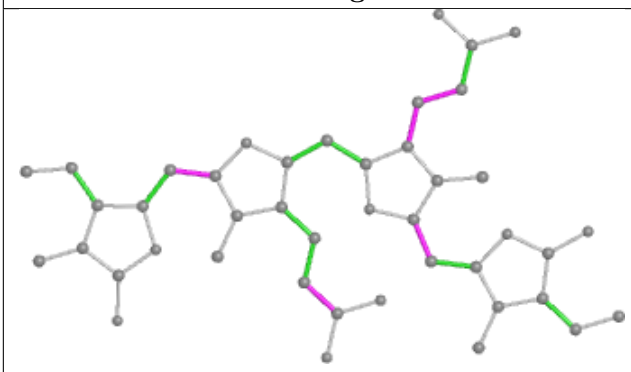

Torsions

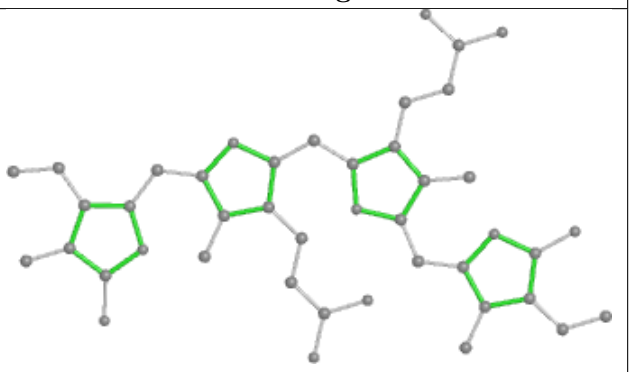

Rings

Ligand PEB ac 201

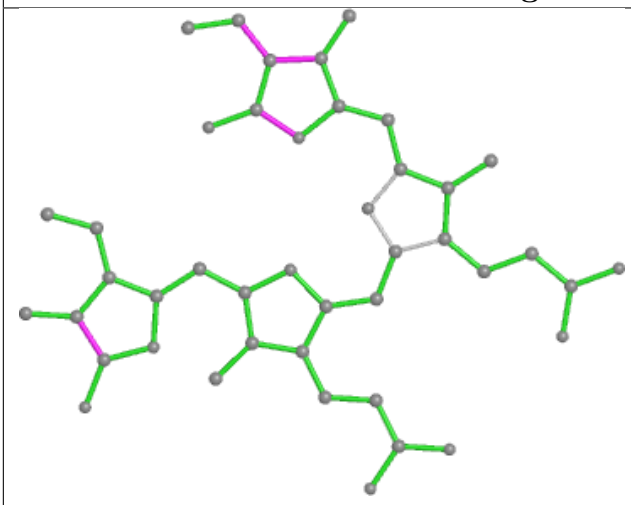

Bond lengths

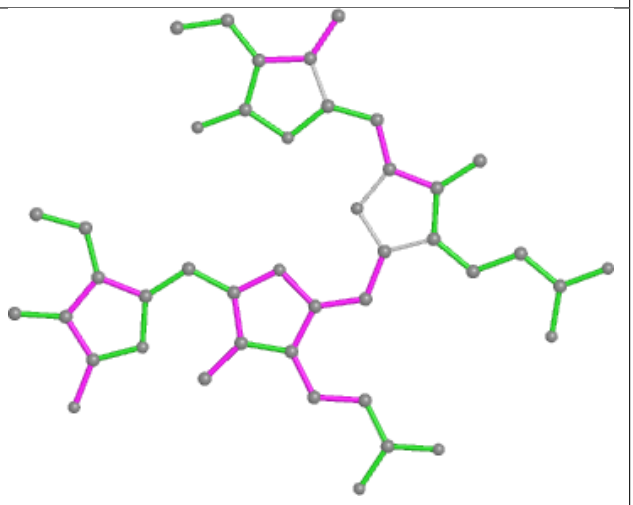

Bond angles

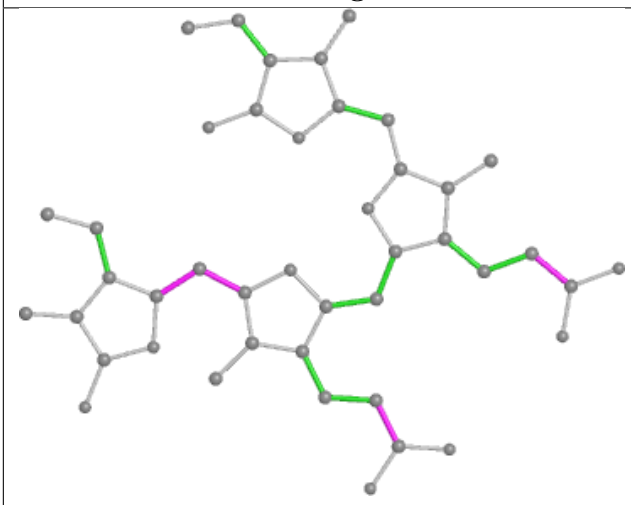

Torsions

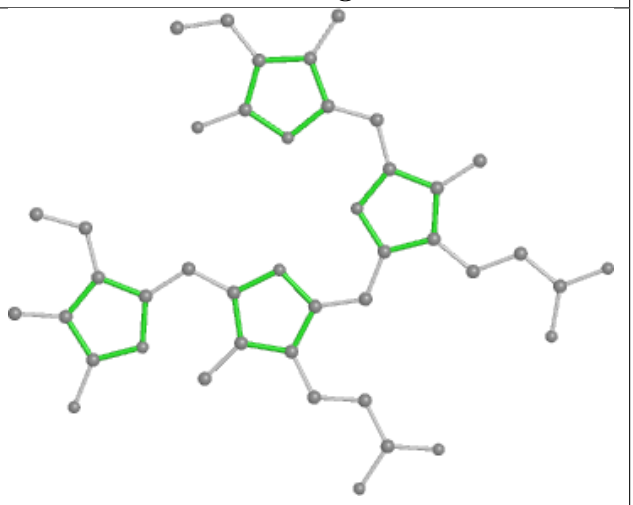

Rings

Ligand PEB ll 201

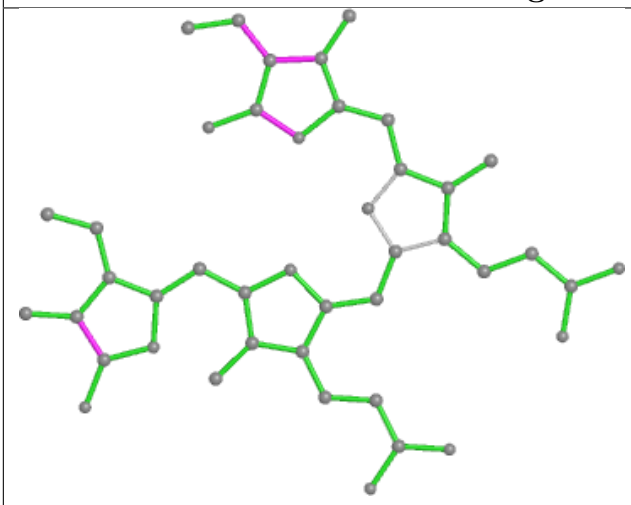

Bond lengths

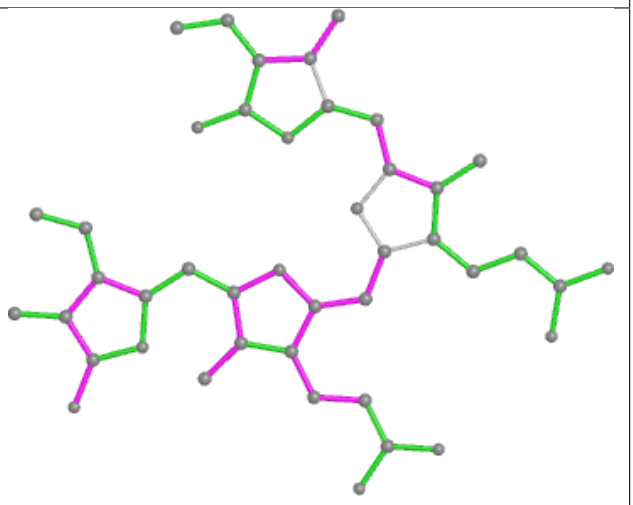

Bond angles

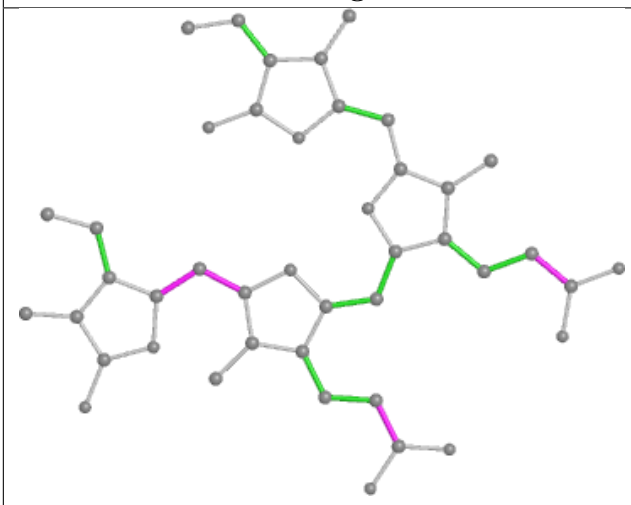

Torsions

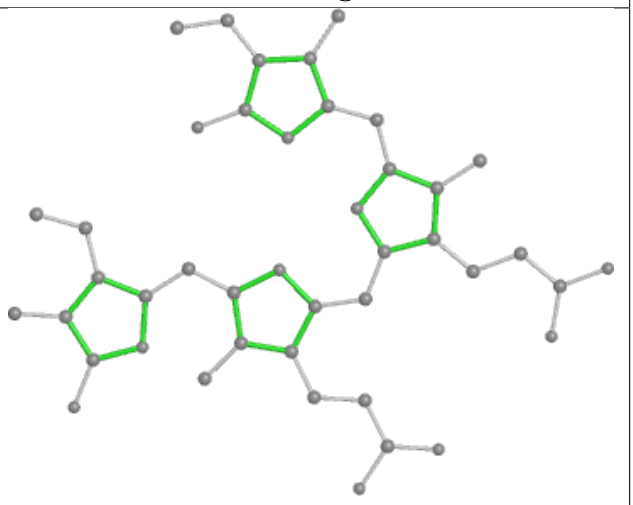

Rings

Ligand CYC W1 201

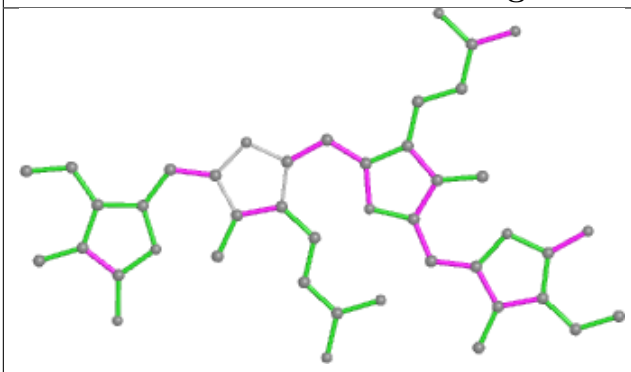

Bond lengths

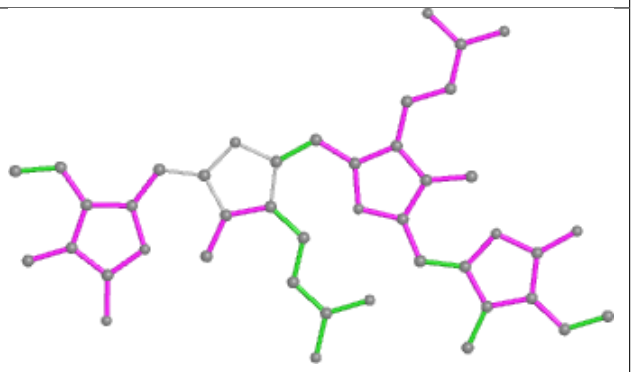

Bond angles

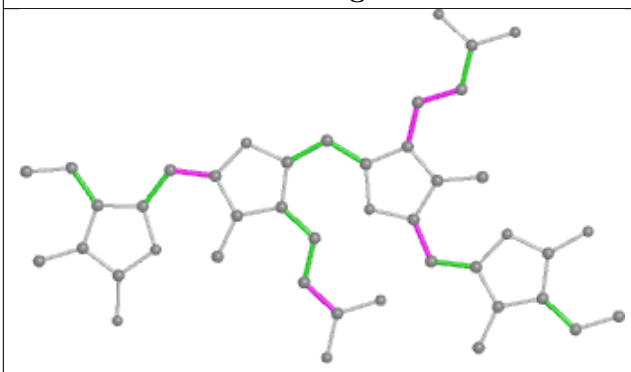

Torsions

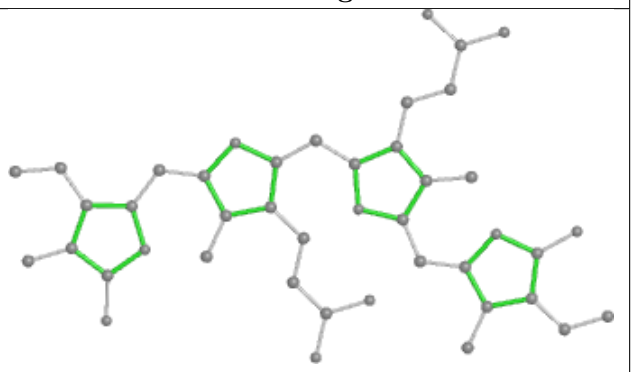

Rings

Ligand PEB co 201

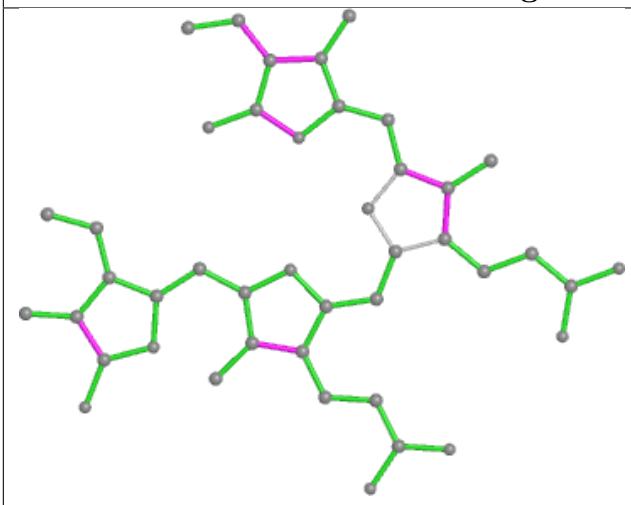

Bond lengths

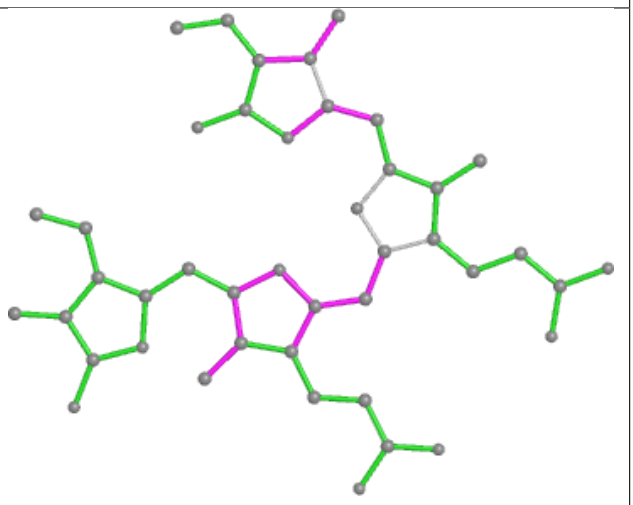

Bond angles

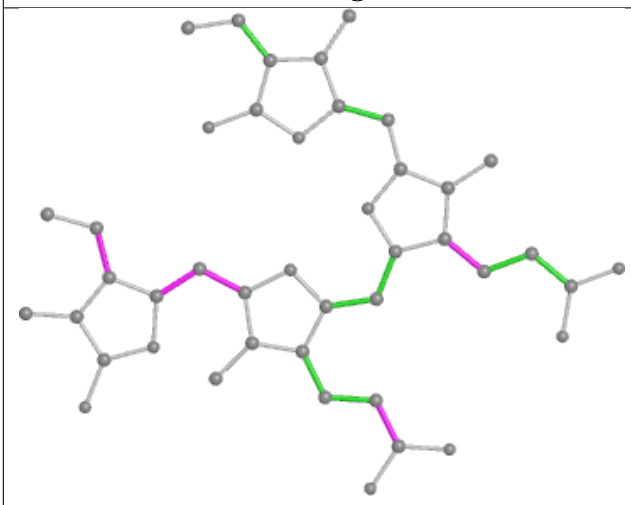

Torsions

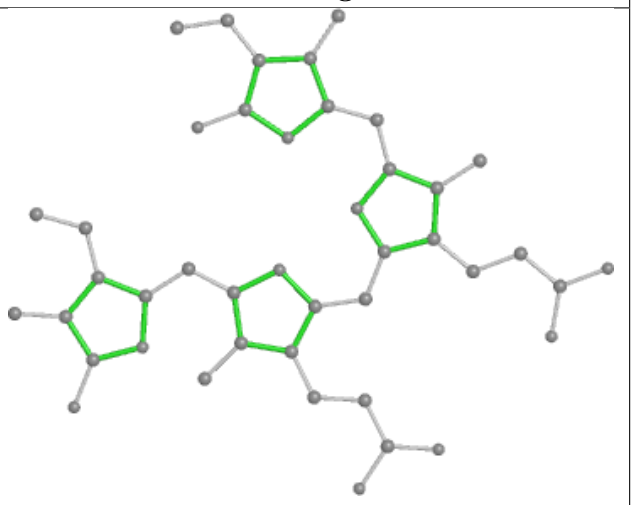

Rings

Ligand PEB v6 202

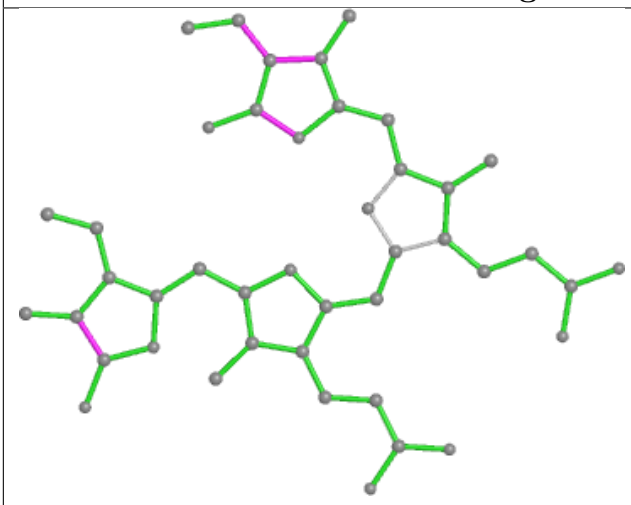

Bond lengths

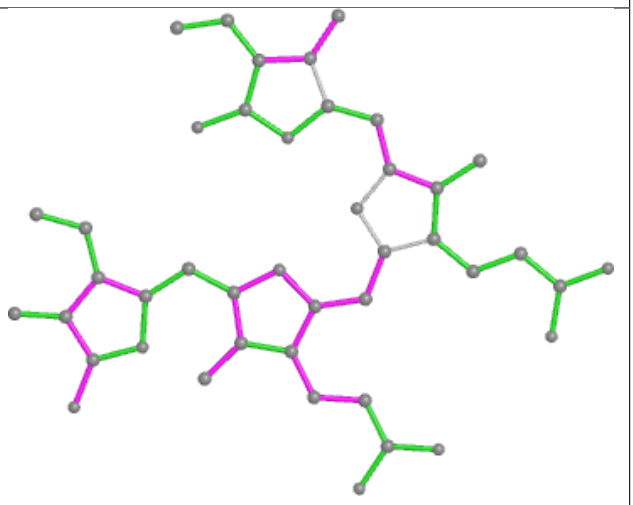

Bond angles

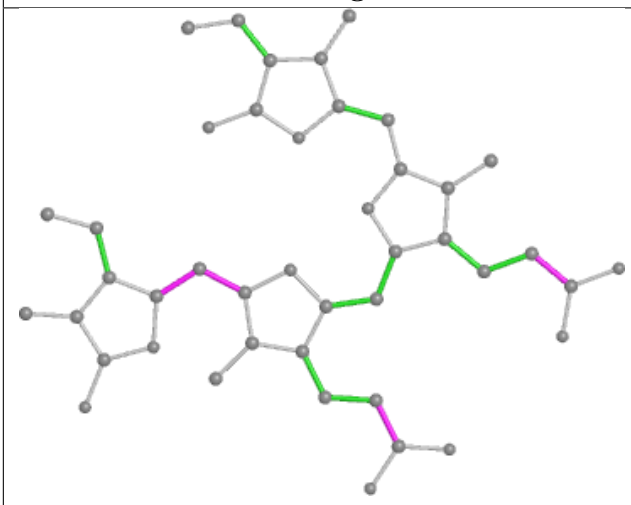

Torsions

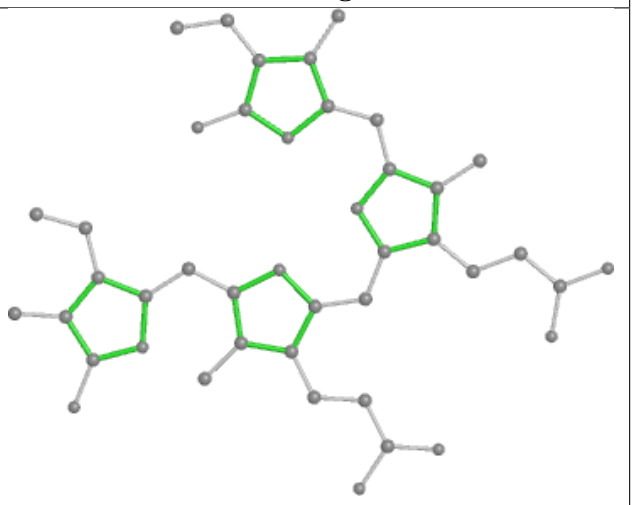

Rings

Ligand PEB d6 202

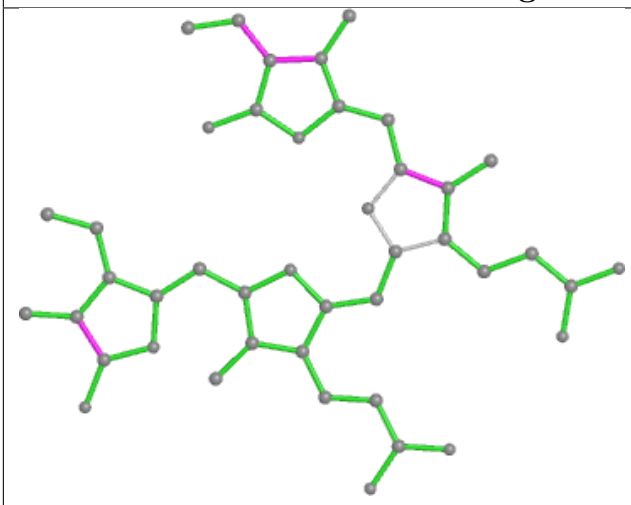

Bond lengths

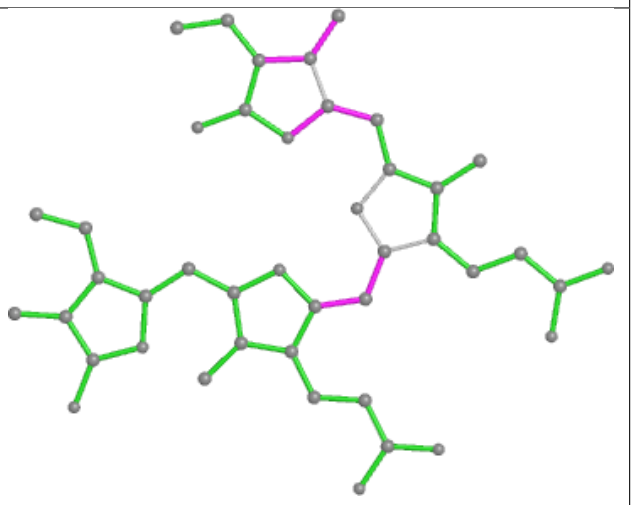

Bond angles

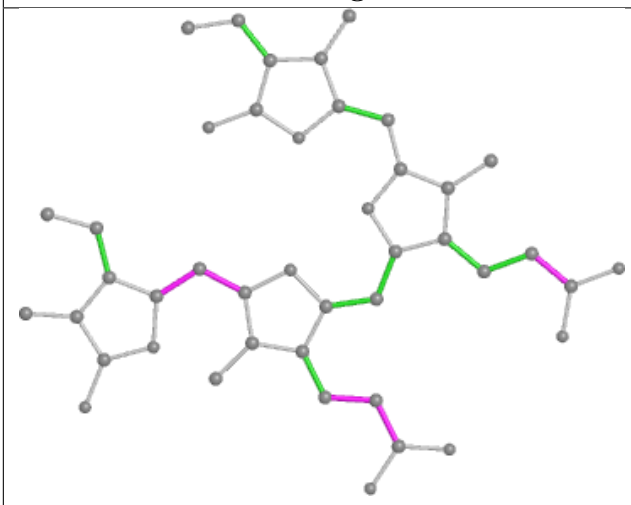

Torsions

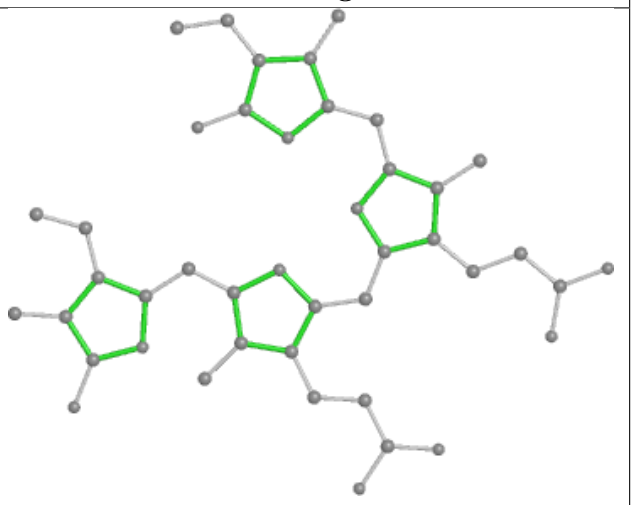

Rings

Ligand PEB ln 202

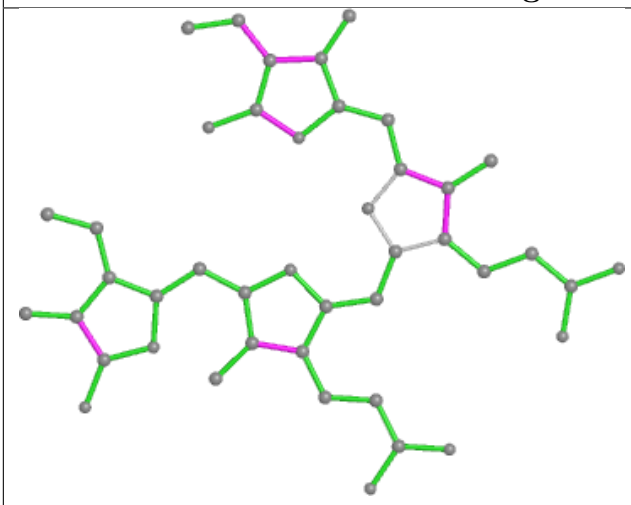

Bond lengths

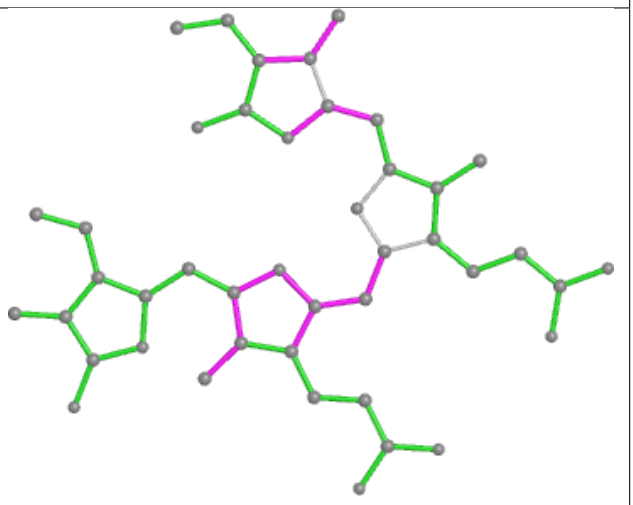

Bond angles

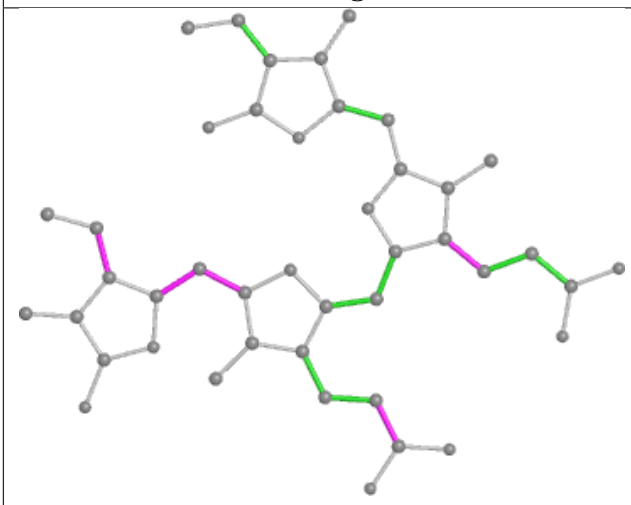

Torsions

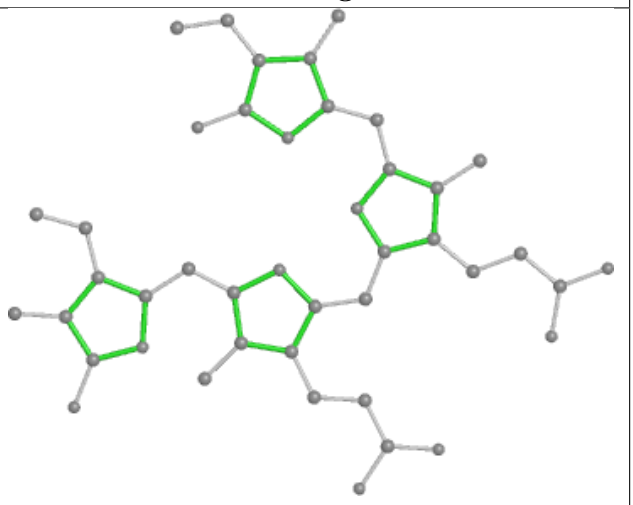

Rings

Ligand PEB eX 201

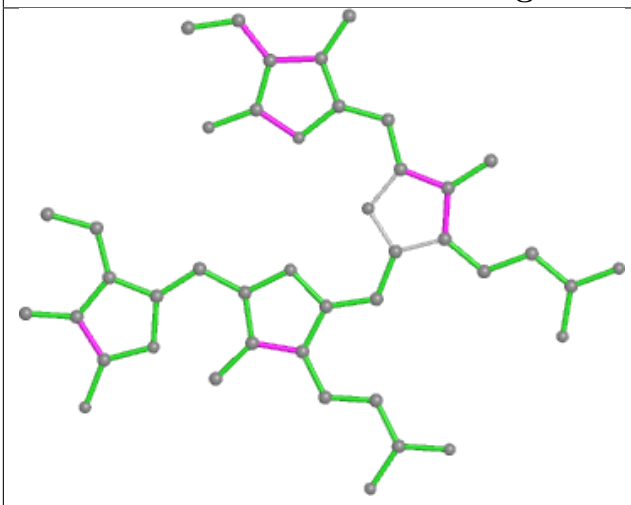

Bond lengths

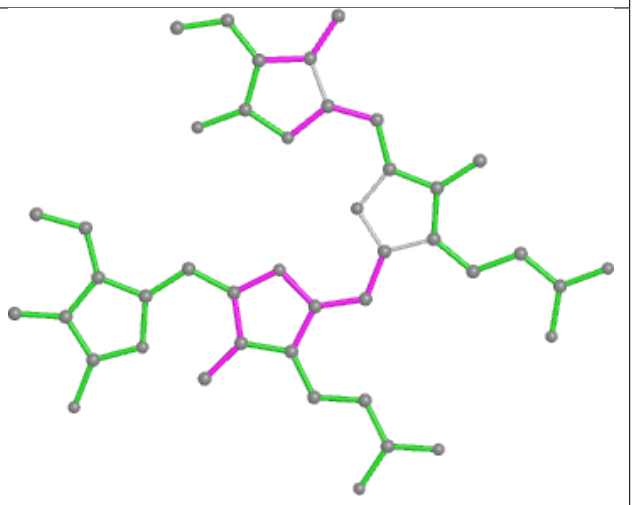

Bond angles

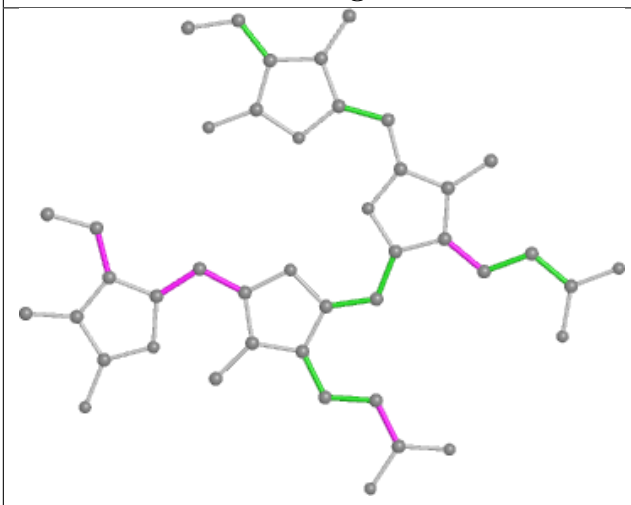

Torsions

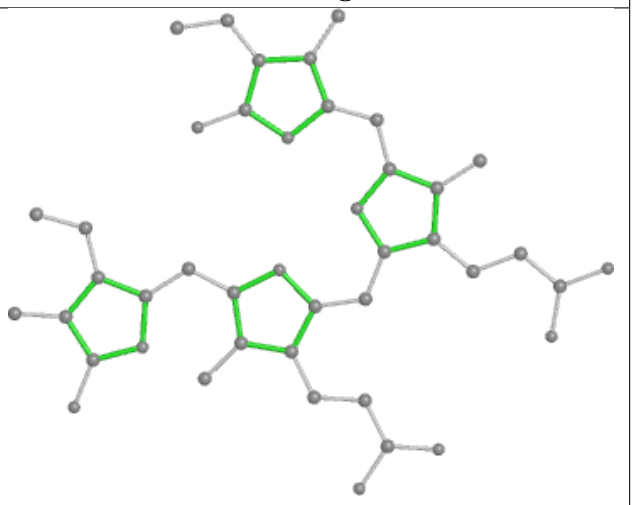

Rings

Ligand PEB lz 402

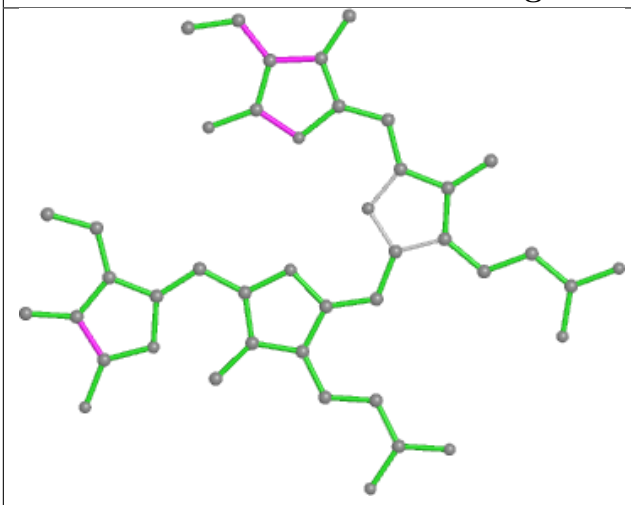

Bond lengths

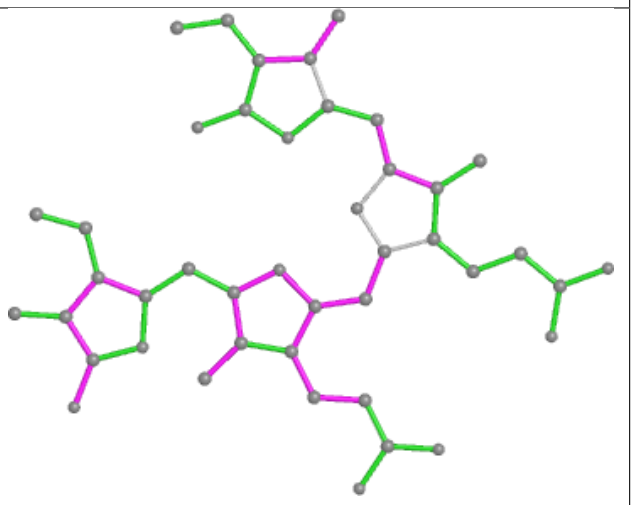

Bond angles

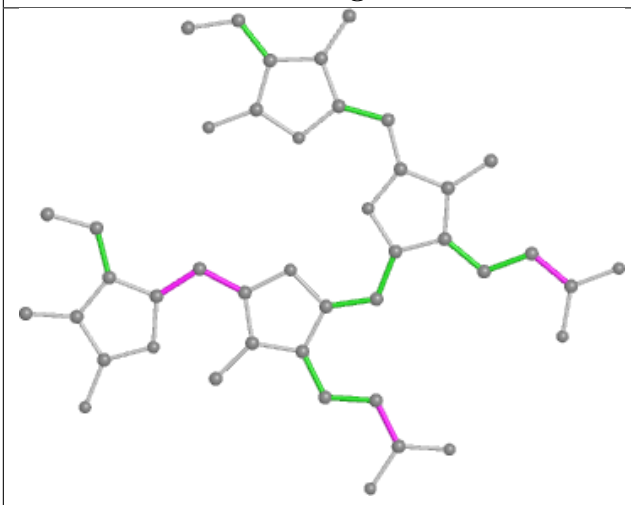

Torsions

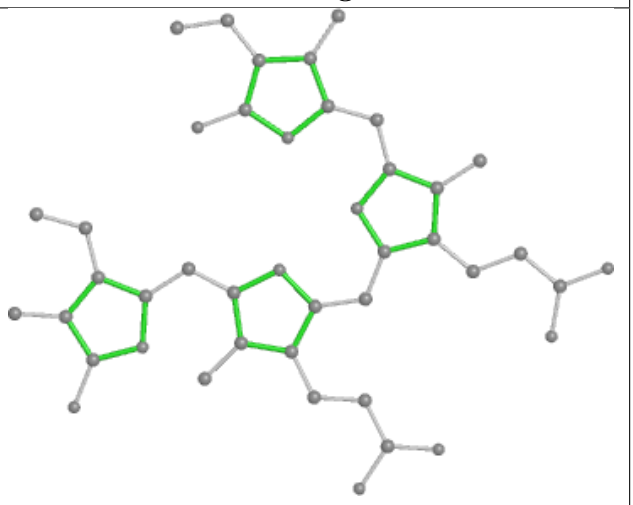

Rings

Ligand PEB B1 301

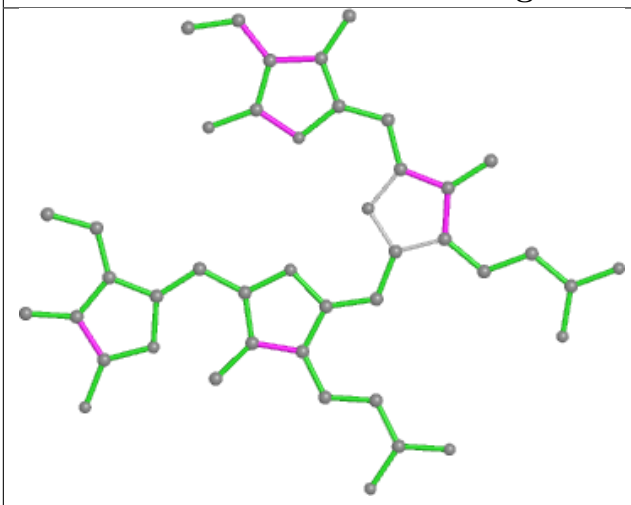

Bond lengths

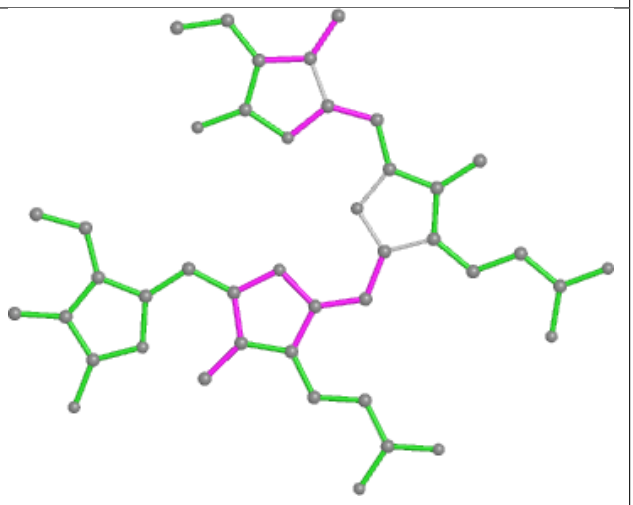

Bond angles

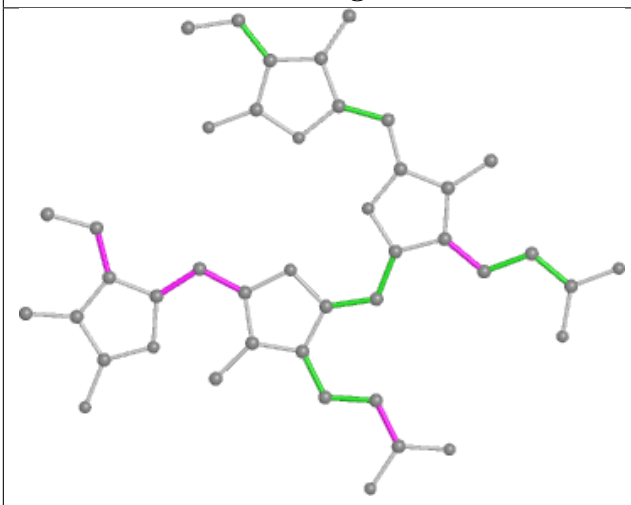

Torsions

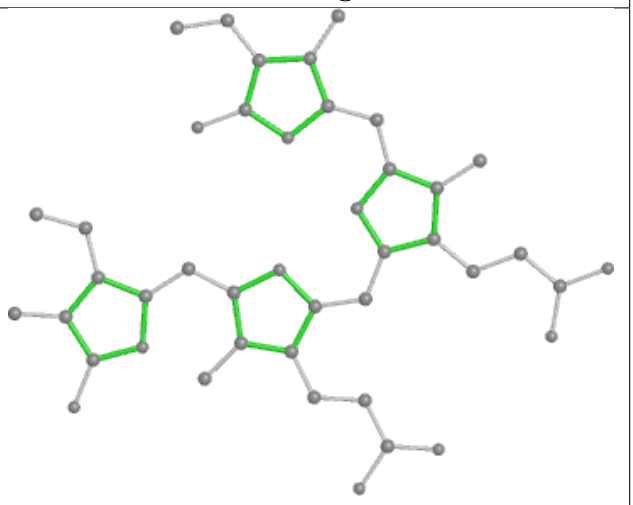

Rings

Ligand PUB kV 1003

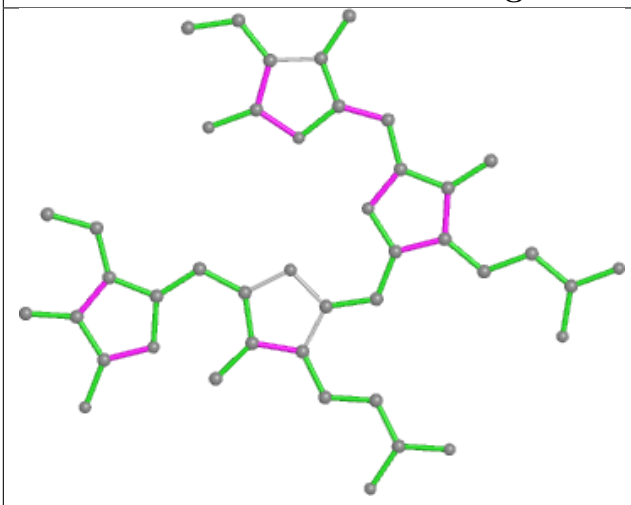

Bond lengths

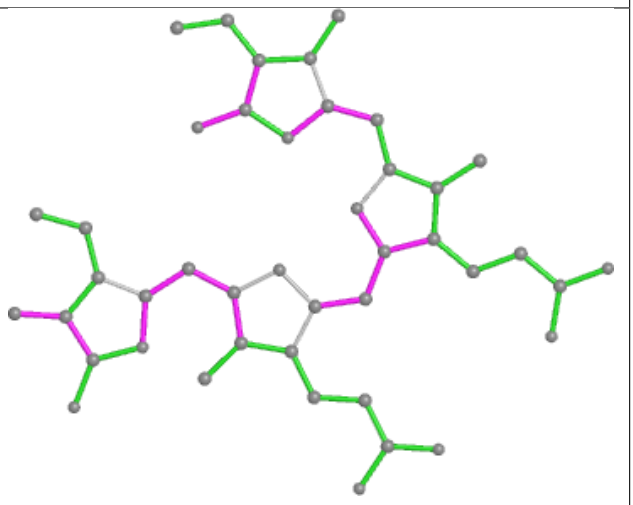

Bond angles

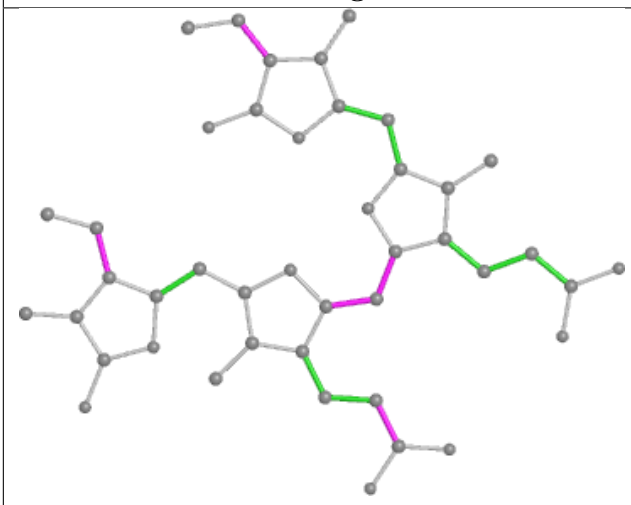

Torsions

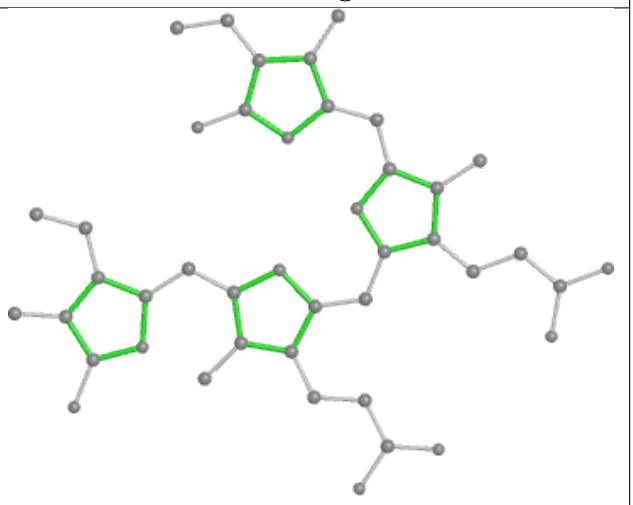

Rings

Ligand PEB be 201

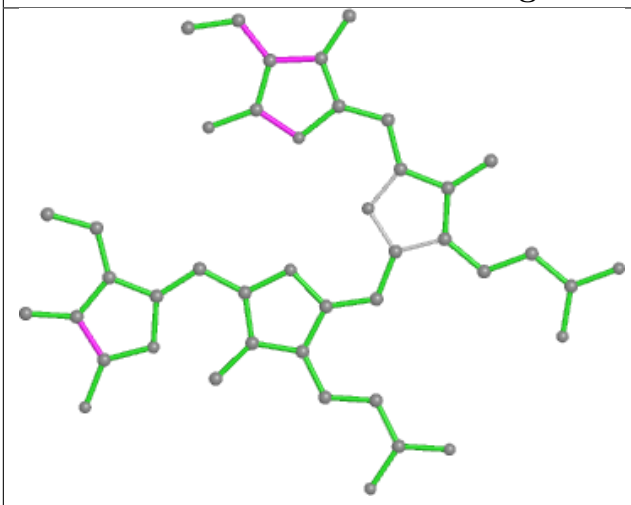

Bond lengths

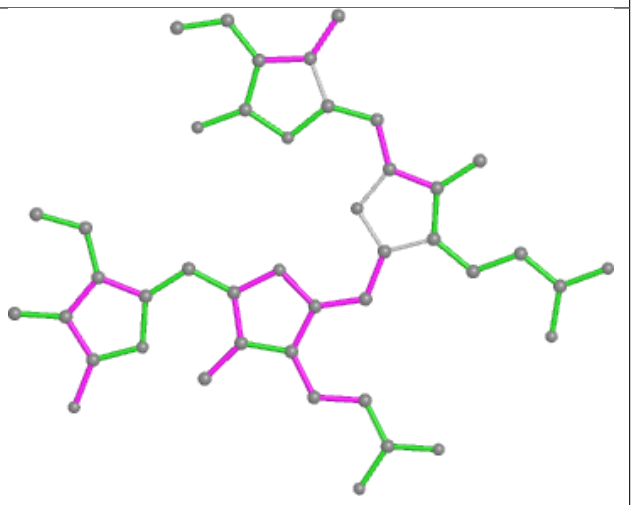

Bond angles

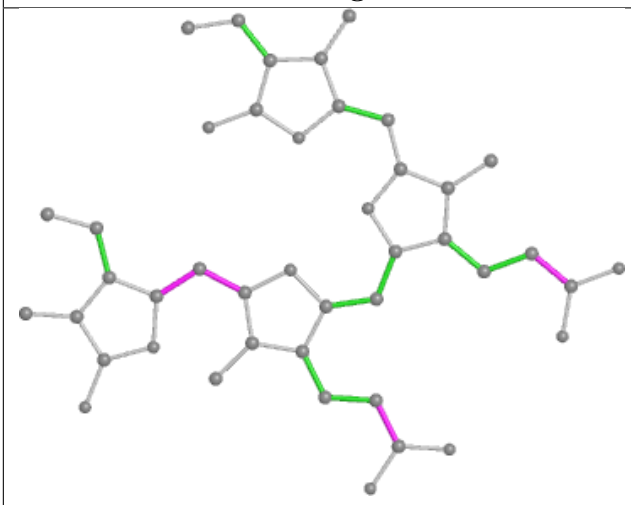

Torsions

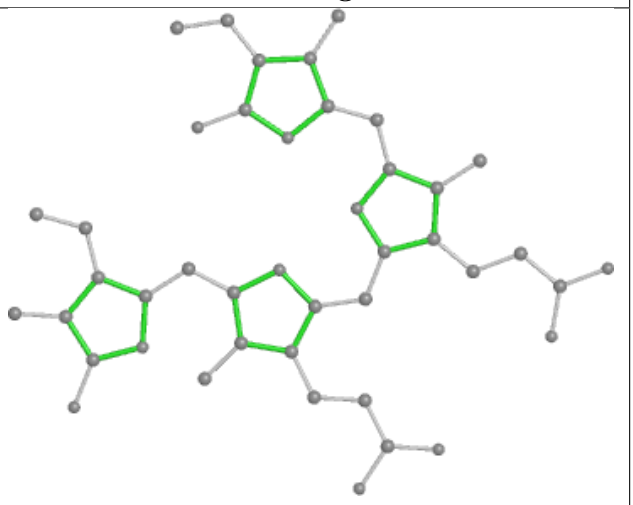

Rings

Ligand PUB eN 203

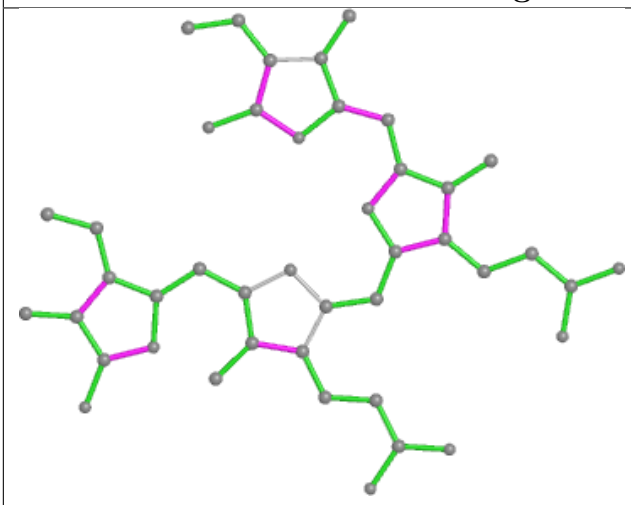

Bond lengths

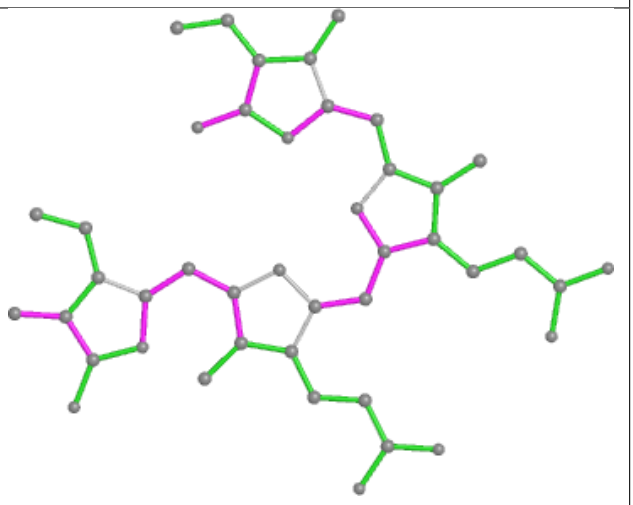

Bond angles

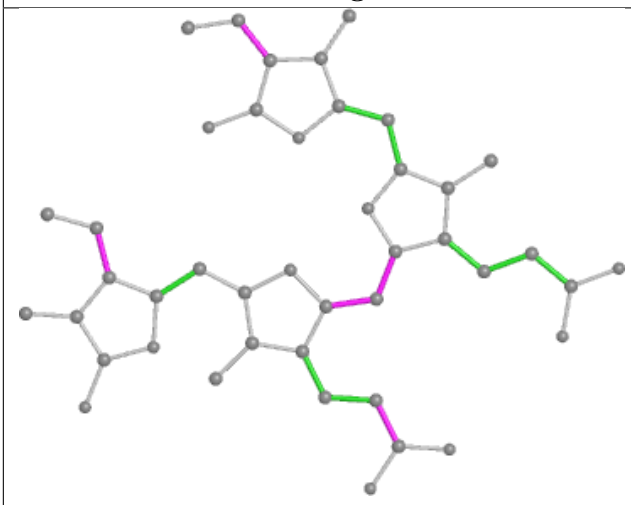

Torsions

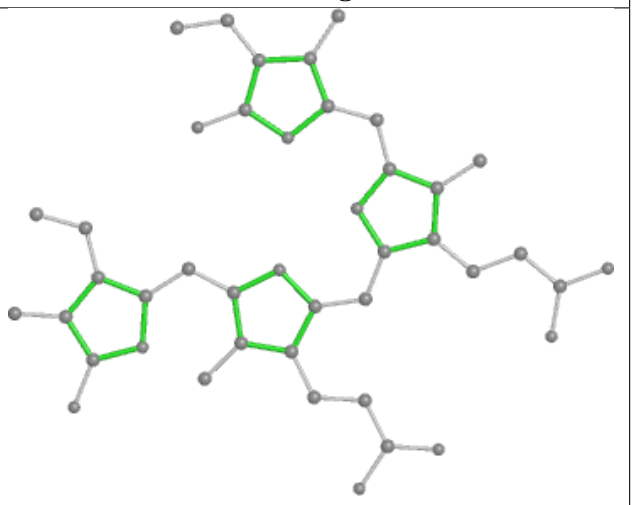

Rings

Ligand PUB J5 203

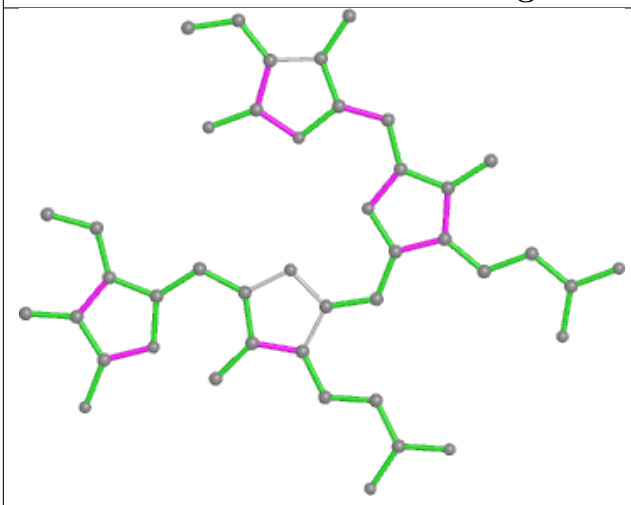

Bond lengths

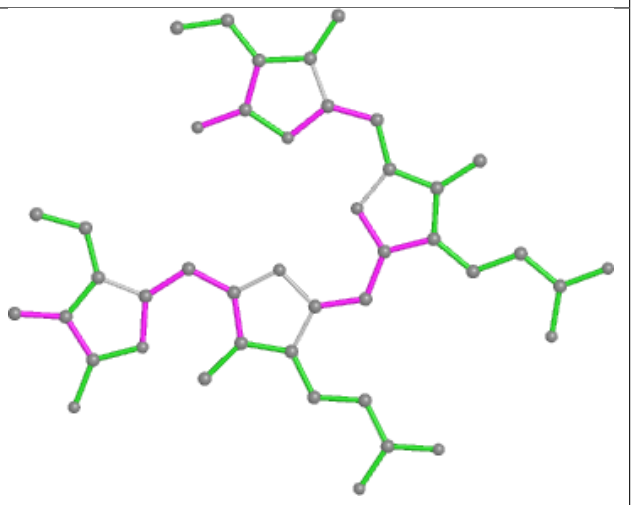

Bond angles

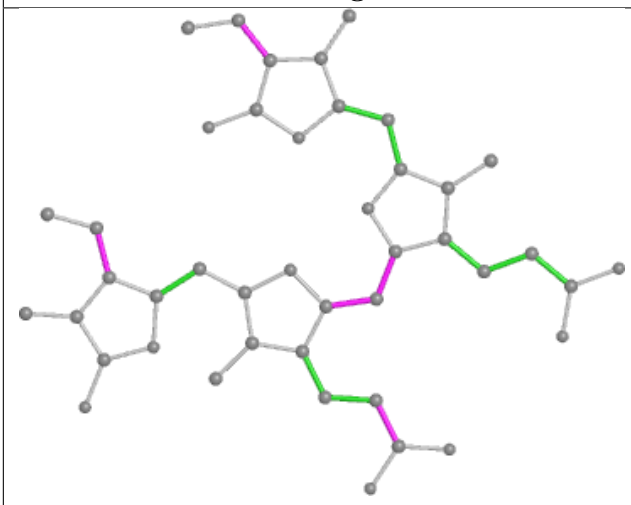

Torsions

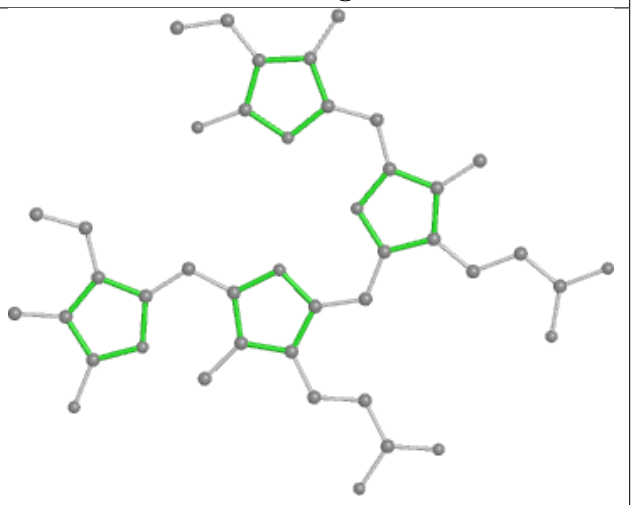

Rings

Ligand PEB M3 202

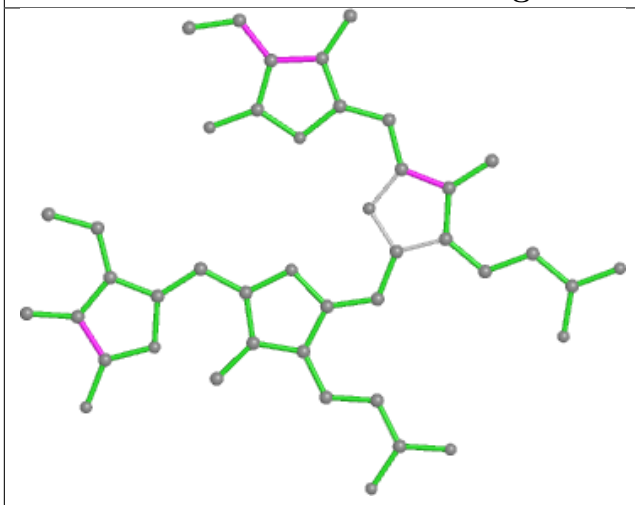

Bond lengths

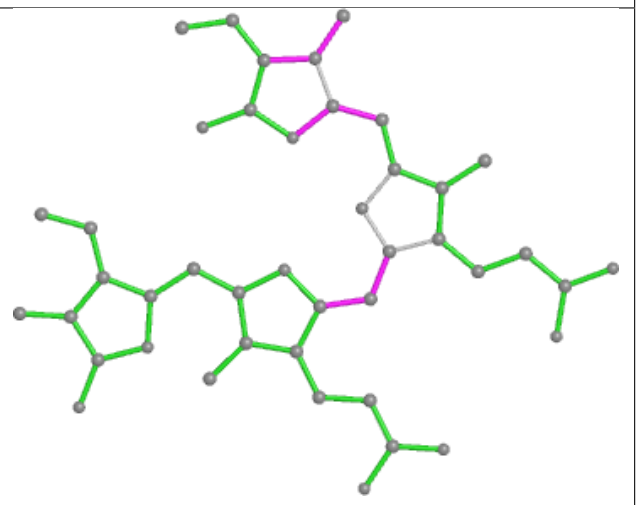

Bond angles

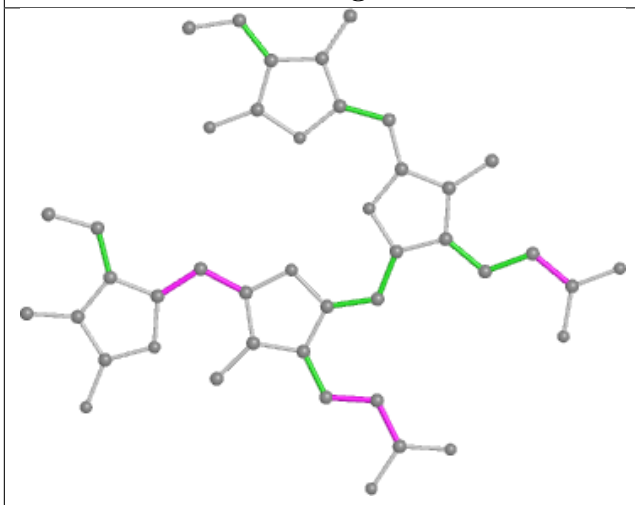

Torsions

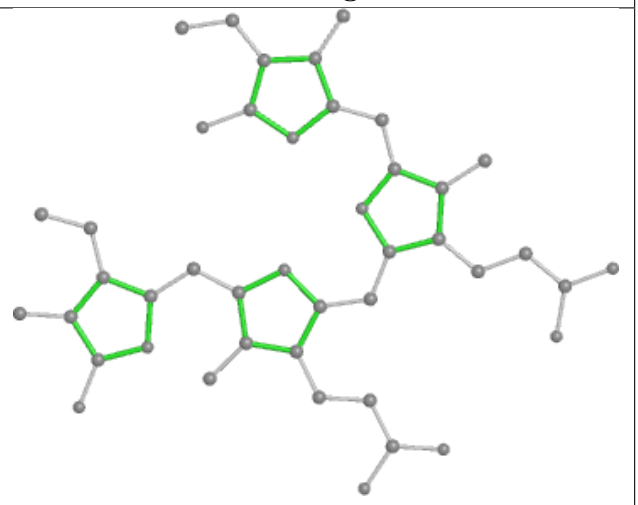

Rings

Ligand PEB o2 1001

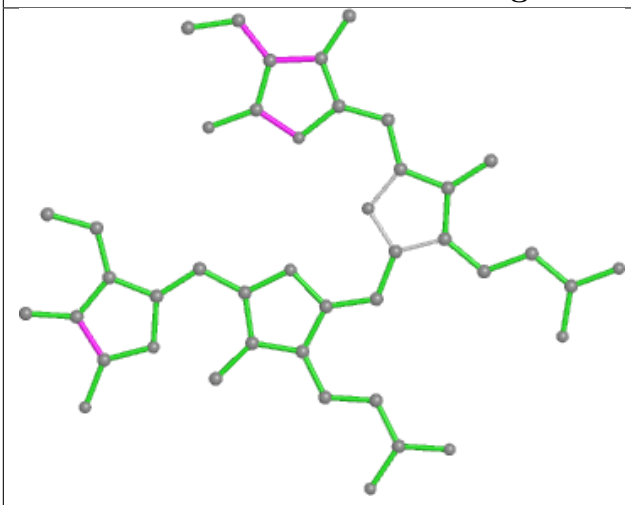

Bond lengths

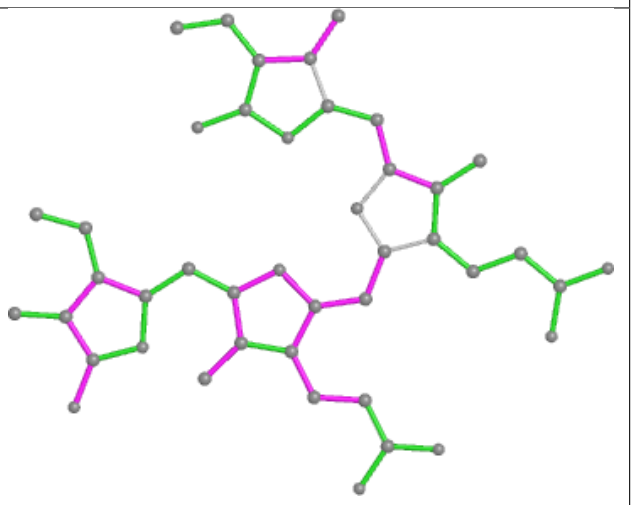

Bond angles

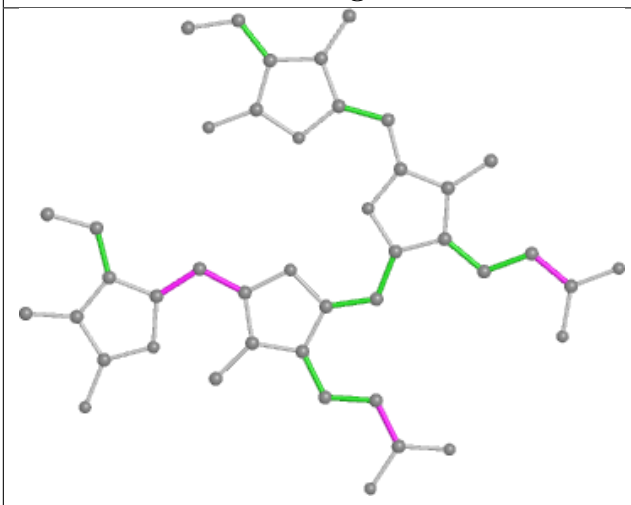

Torsions

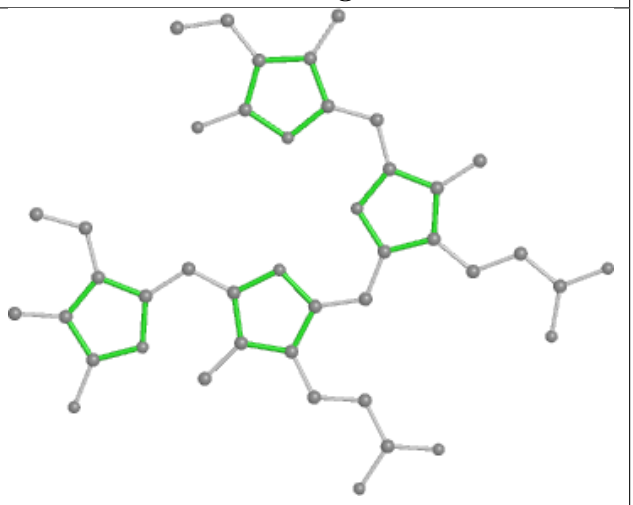

Rings

Ligand PEB J5 201

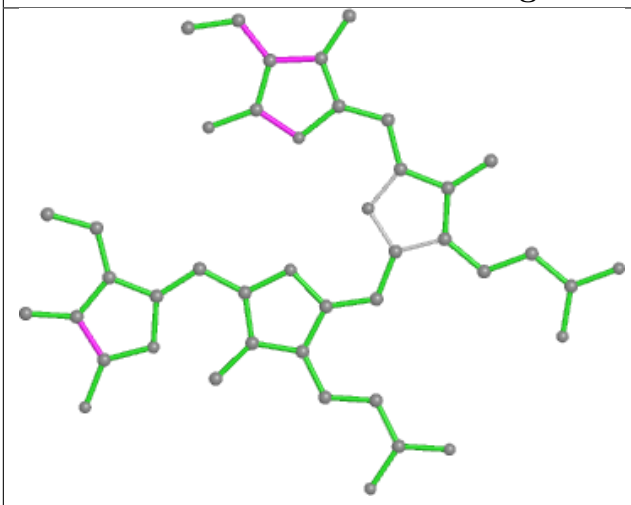

Bond lengths

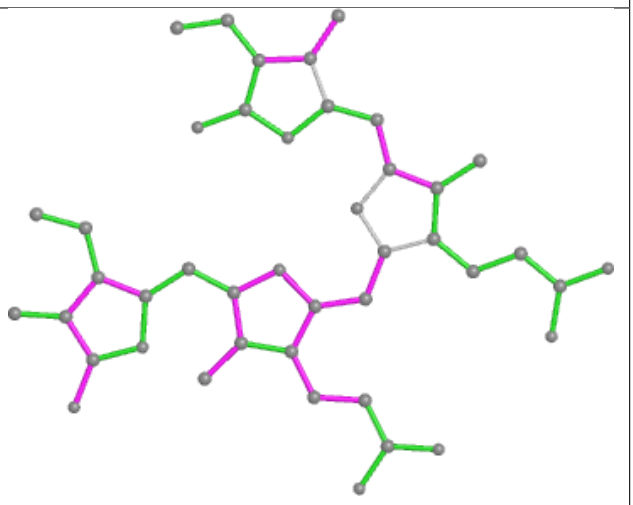

Bond angles

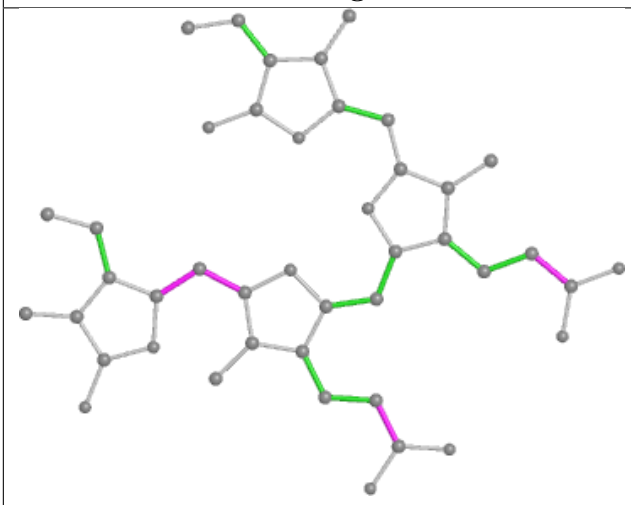

Torsions

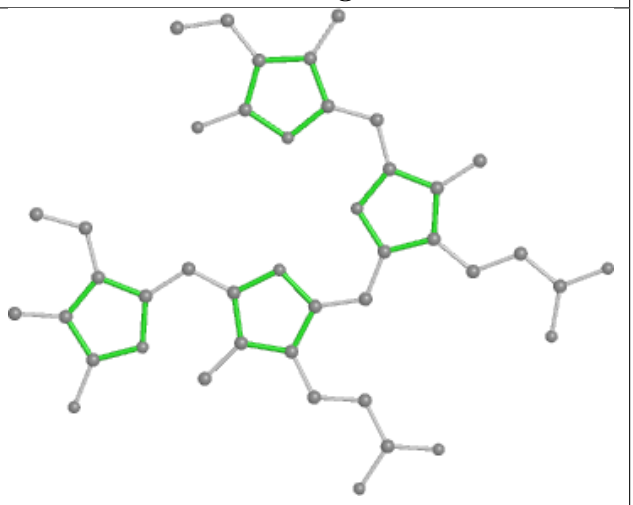

Rings

Ligand PEB ls 202

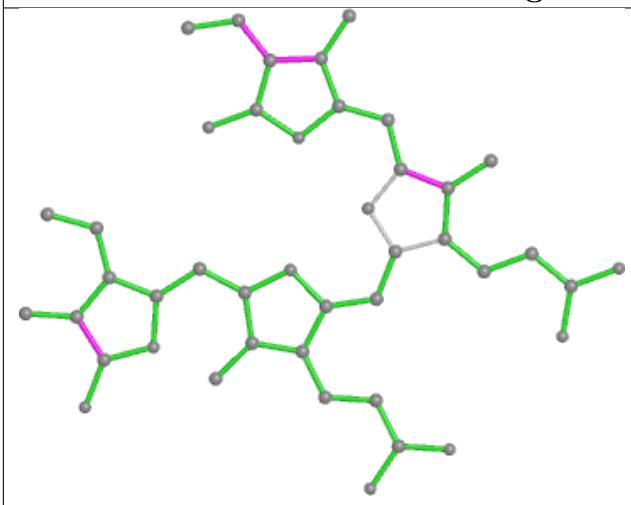

Bond lengths

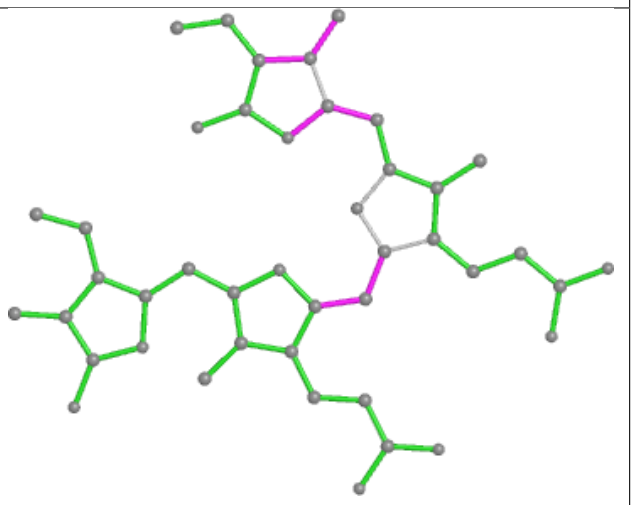

Bond angles

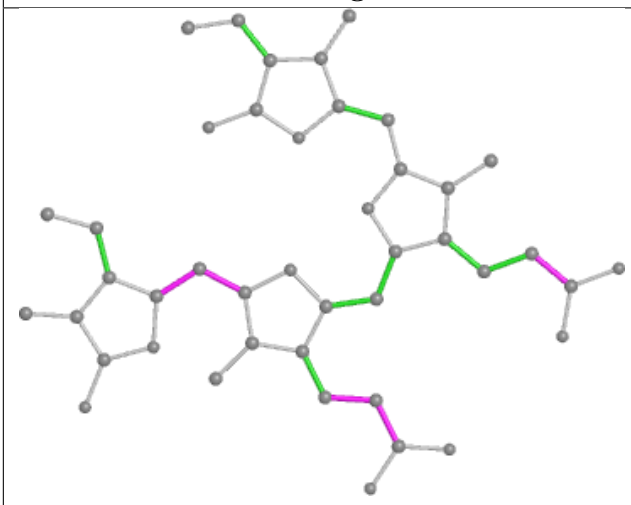

Torsions

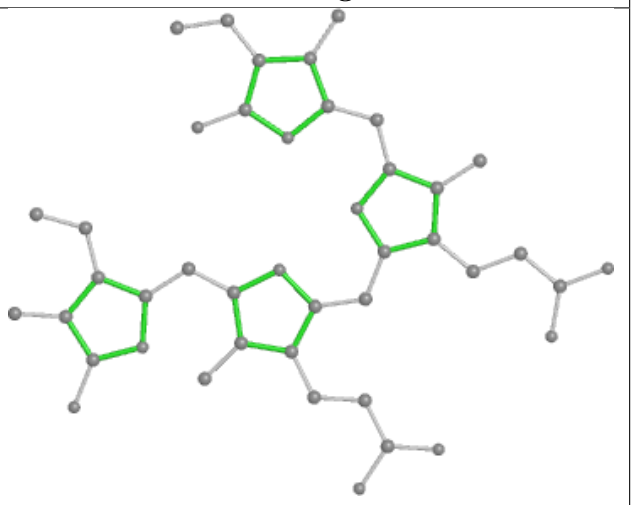

Rings

Ligand PUB n7 203

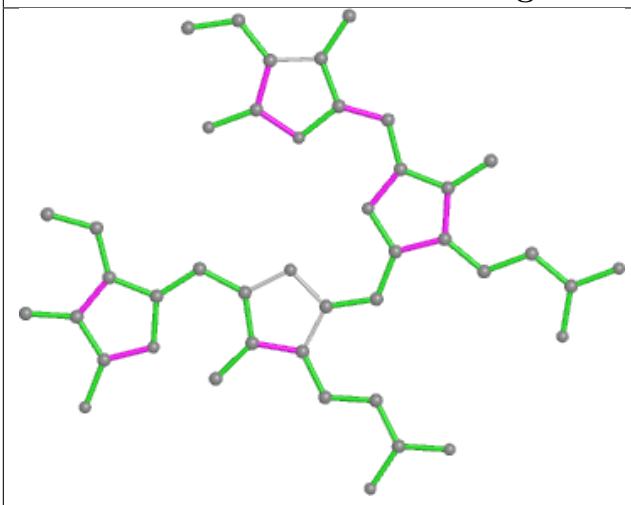

Bond lengths

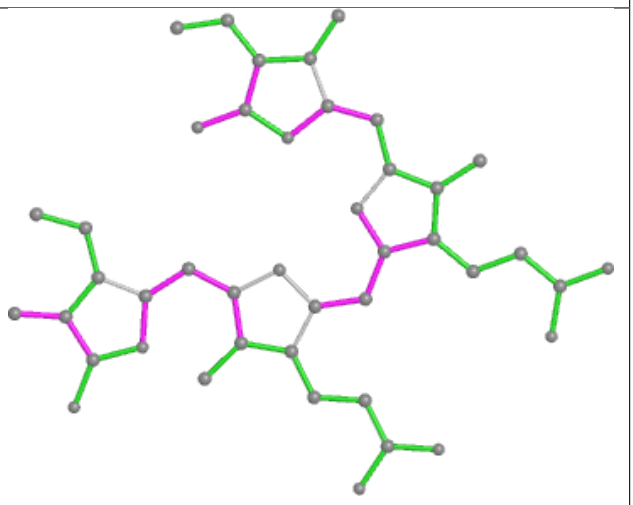

Bond angles

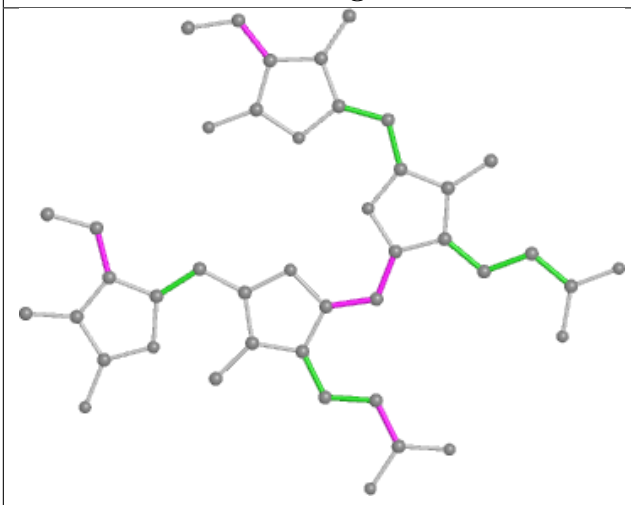

Torsions

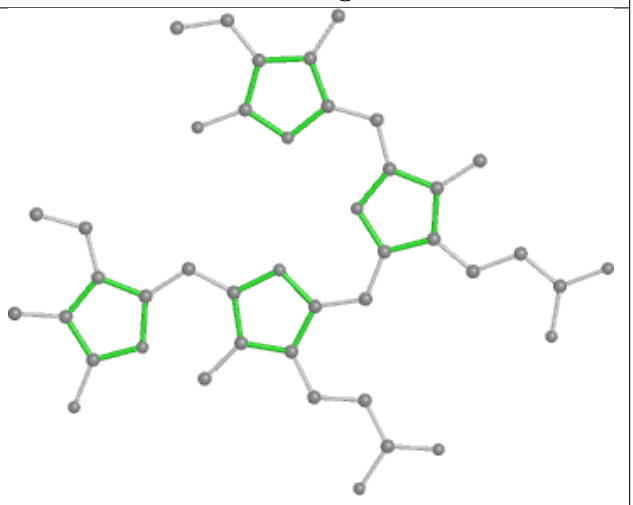

Rings

Ligand PEB fg 202

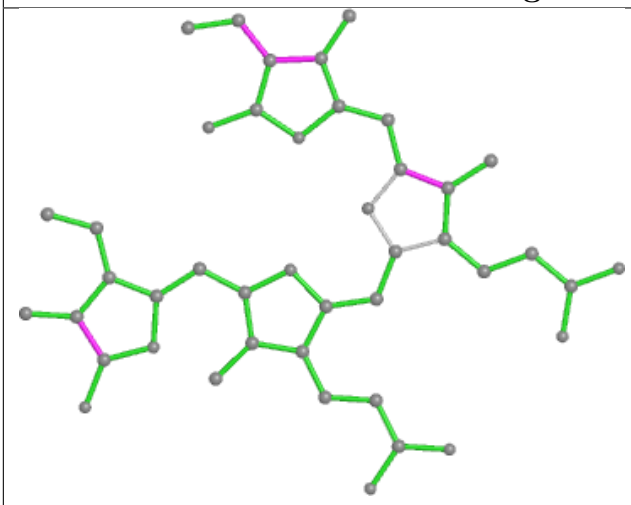

Bond lengths

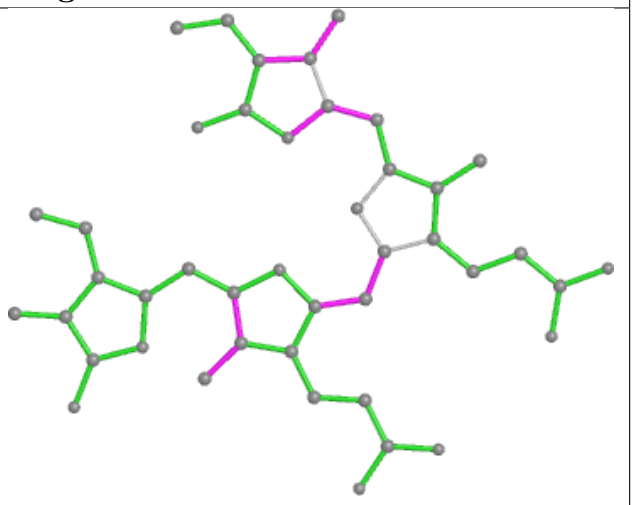

Bond angles

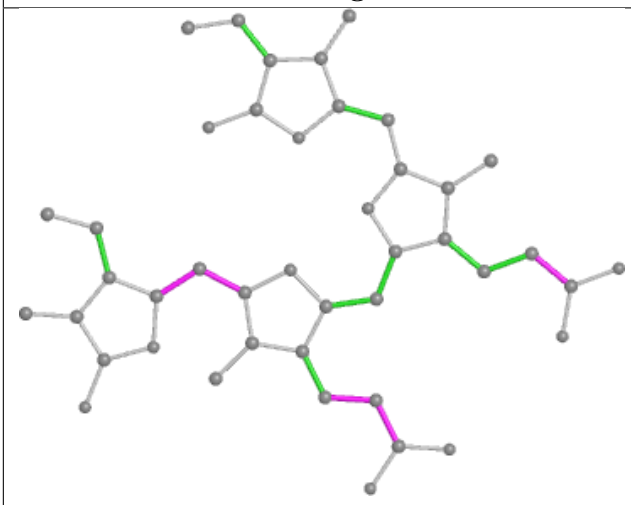

Torsions

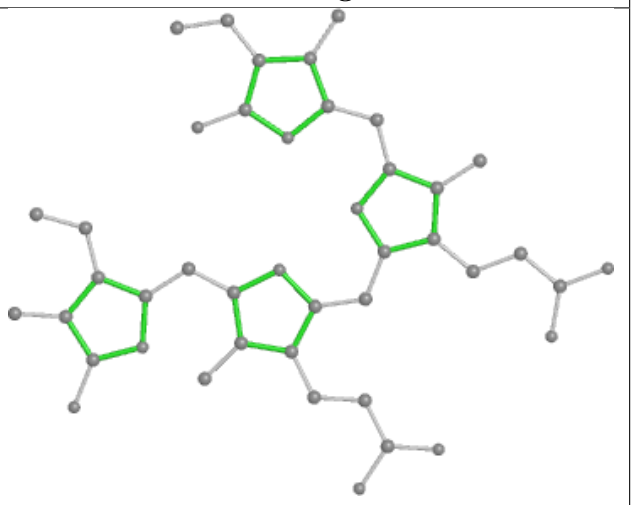

Rings

Ligand PUB v5 203

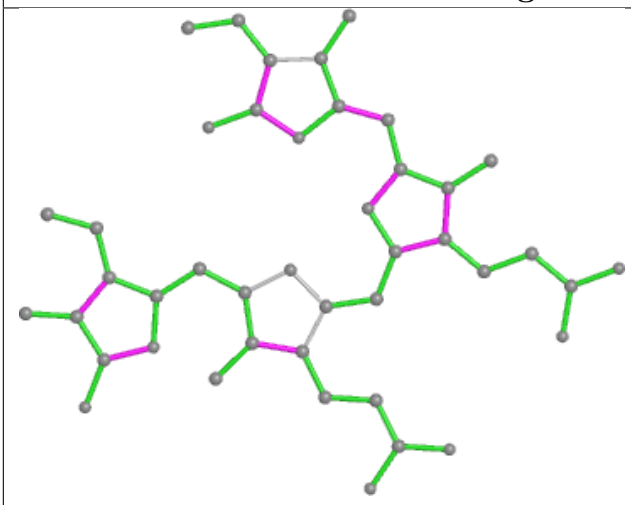

Bond lengths

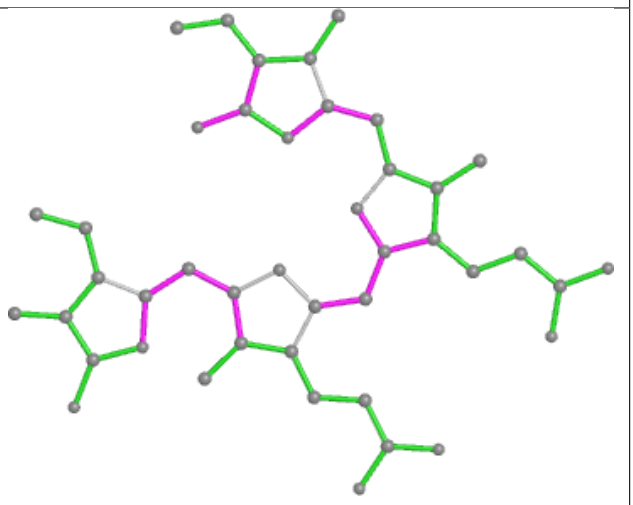

Bond angles

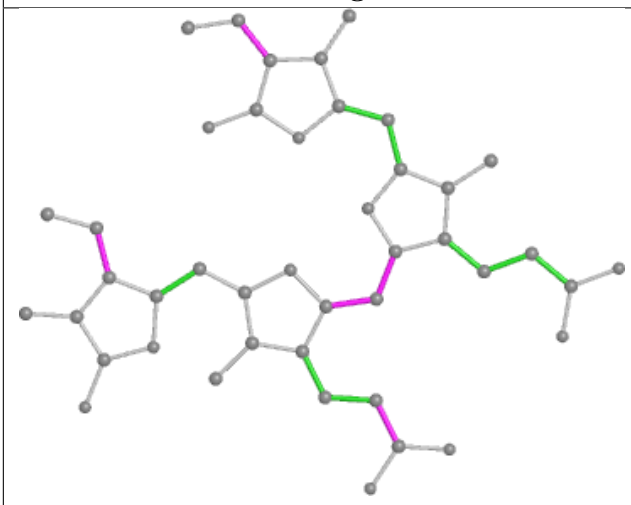

Torsions

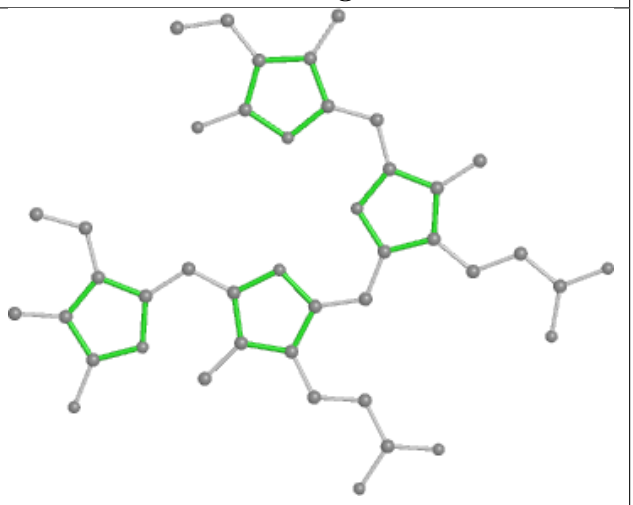

Rings

Ligand PEB bc 201

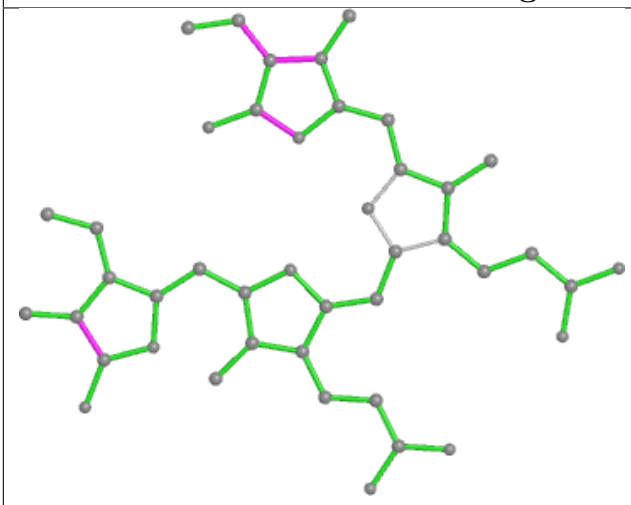

Bond lengths

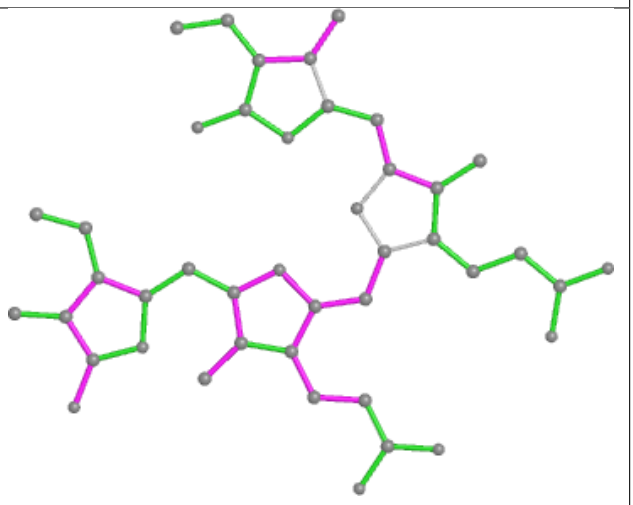

Bond angles

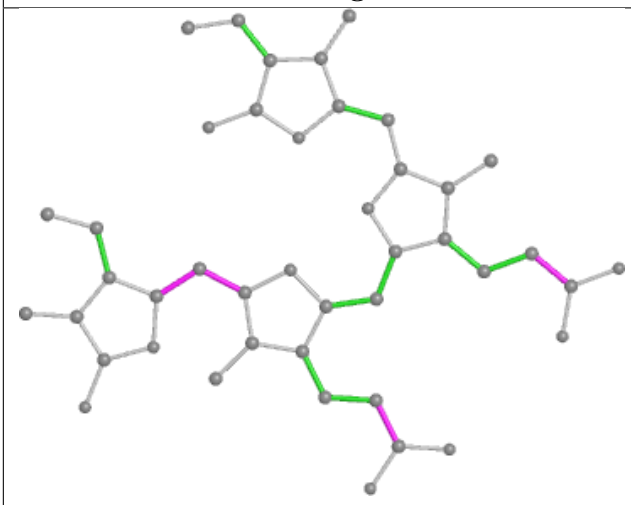

Torsions

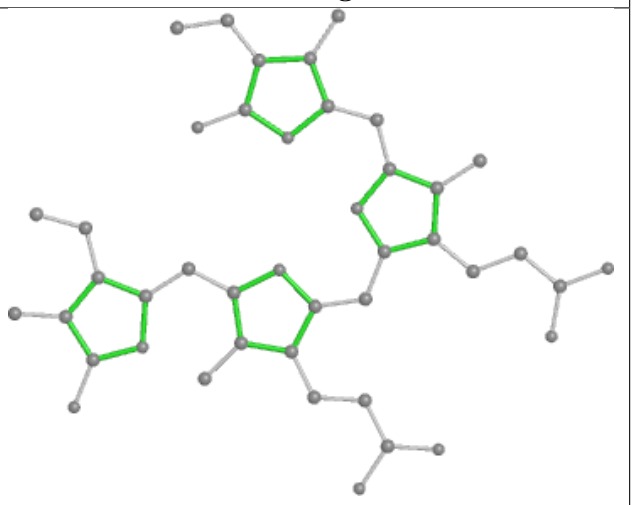

Rings

Ligand PEB cx 201

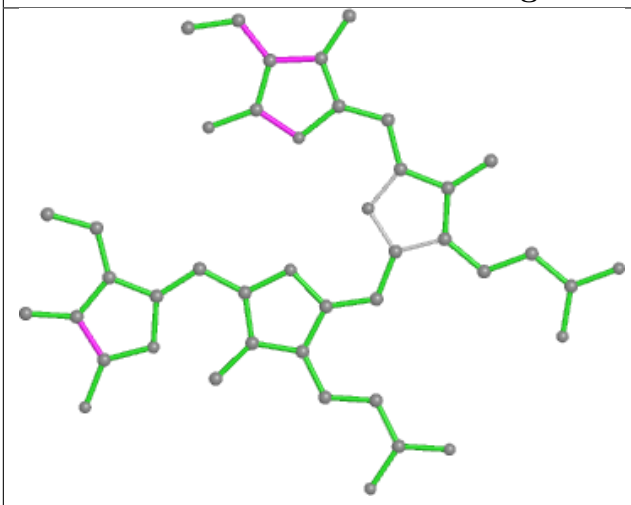

Bond lengths

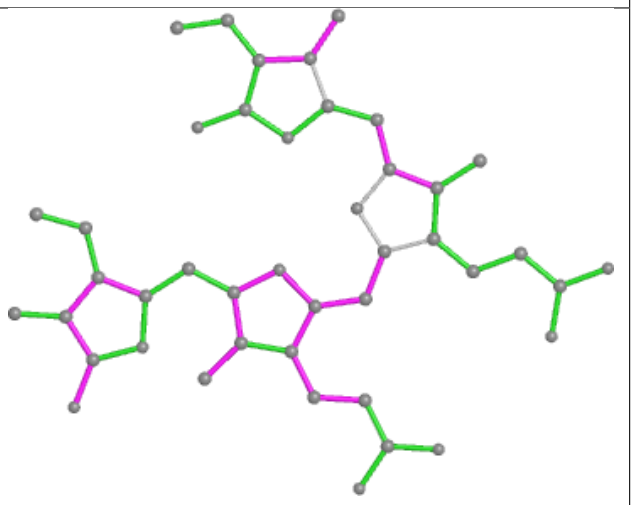

Bond angles

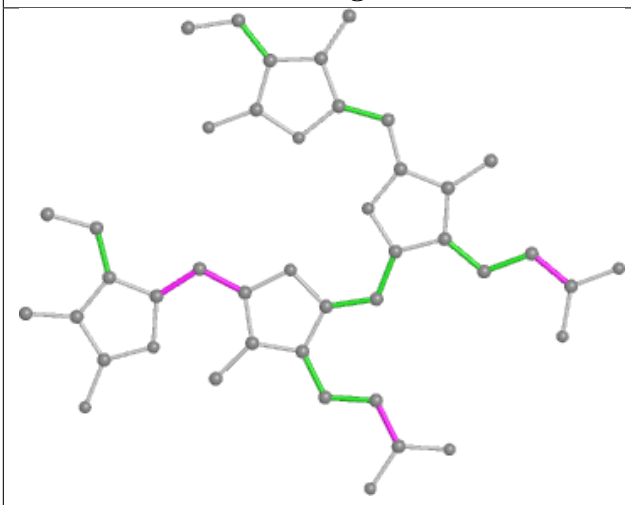

Torsions

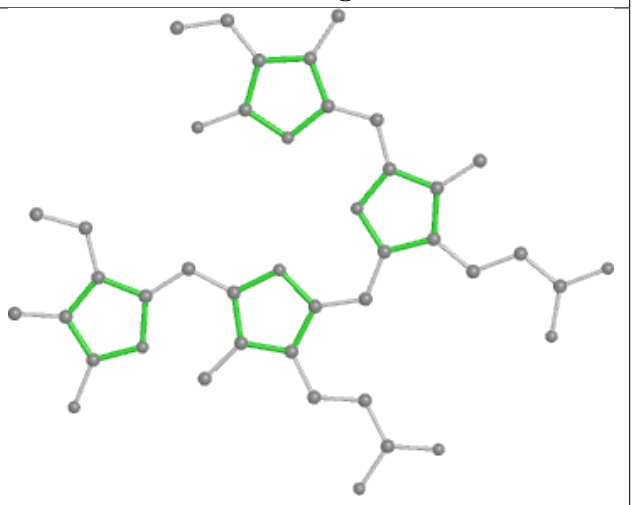

Rings

Ligand PUB N3 203

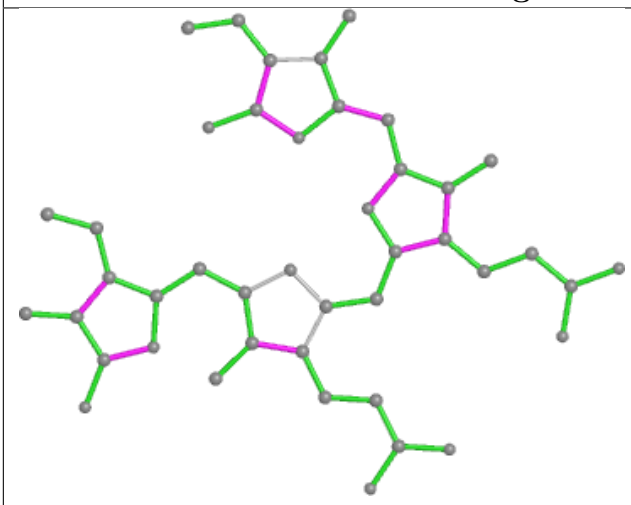

Bond lengths

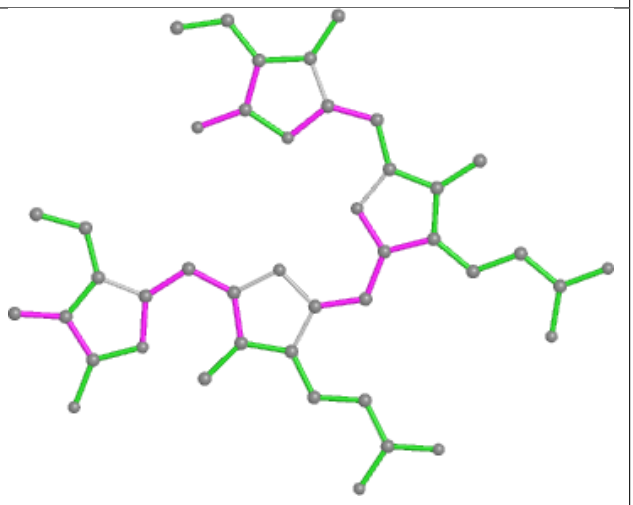

Bond angles

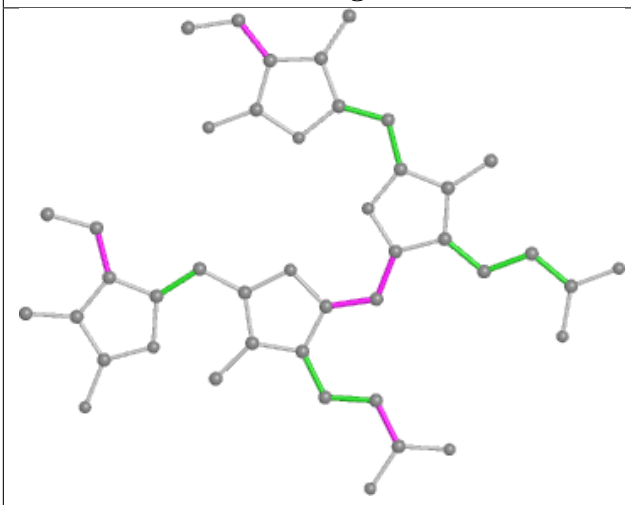

Torsions

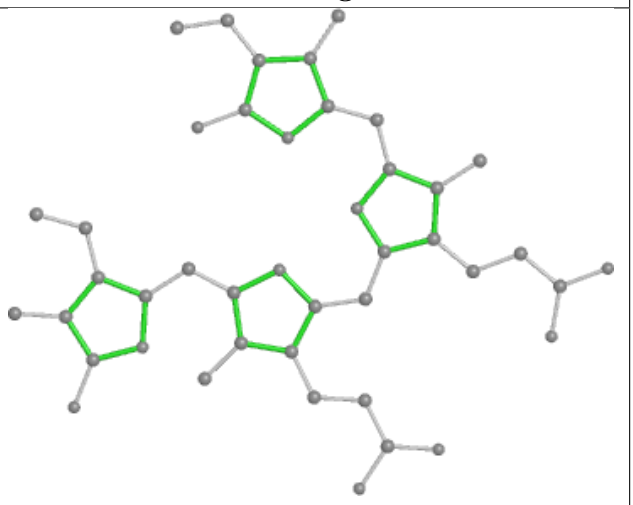

Rings

Ligand PEB I7 202

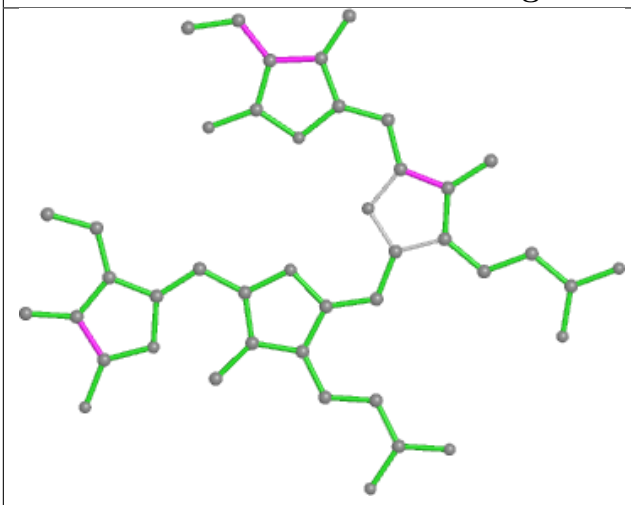

Bond lengths

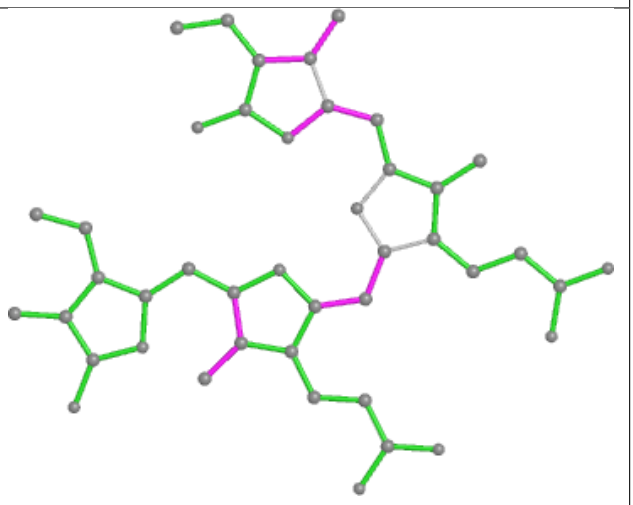

Bond angles

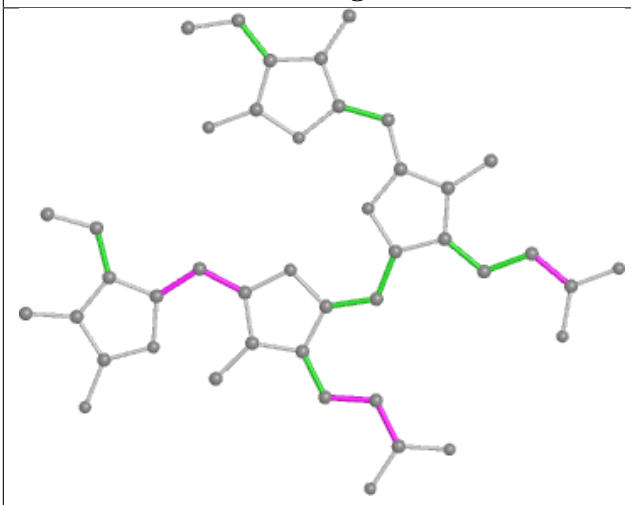

Torsions

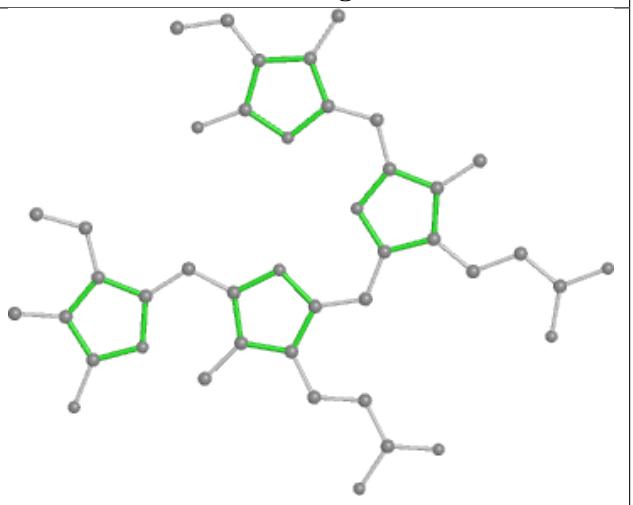

Rings

Ligand PEB at 202

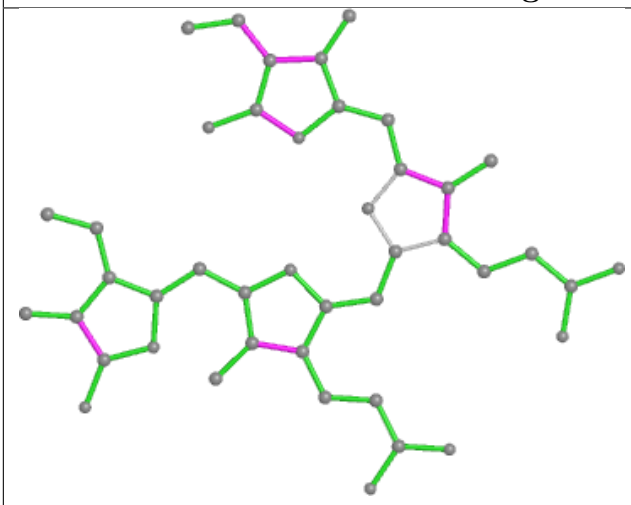

Bond lengths

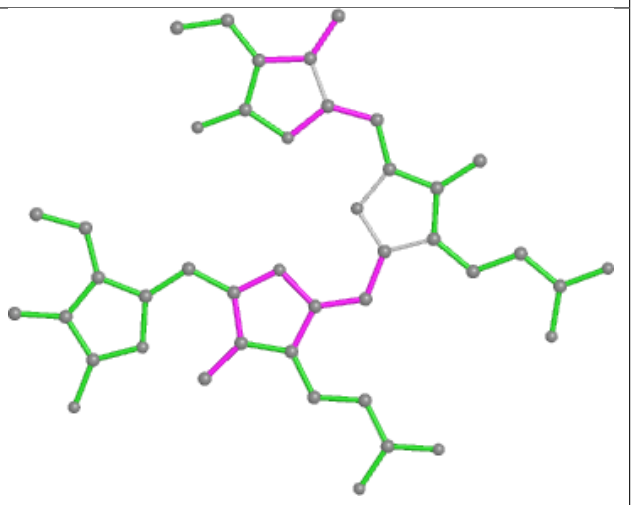

Bond angles

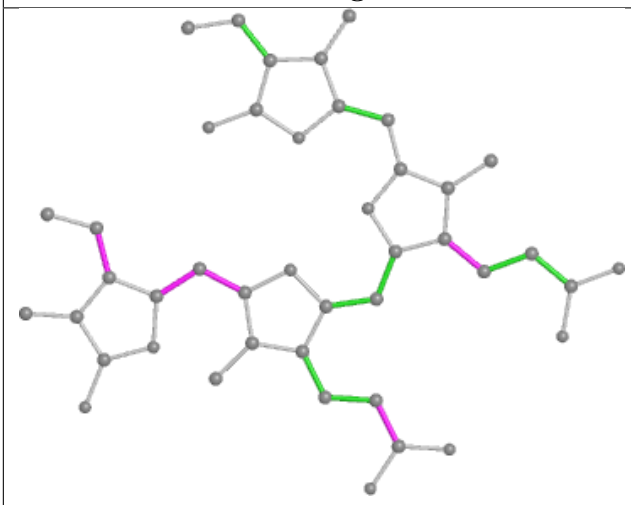

Torsions

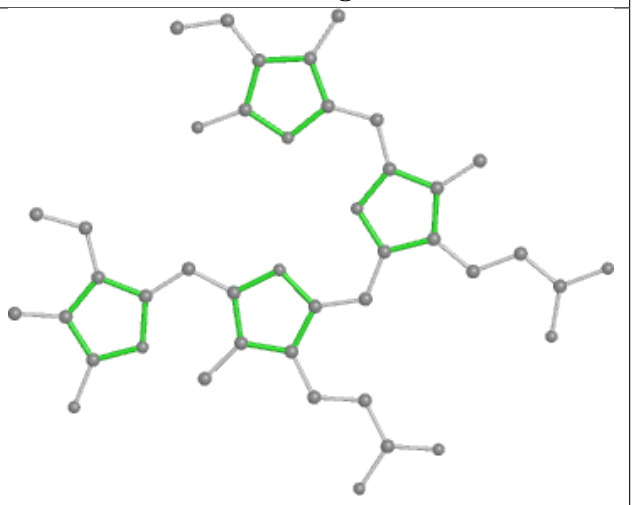

Rings

Ligand PUB lf 203

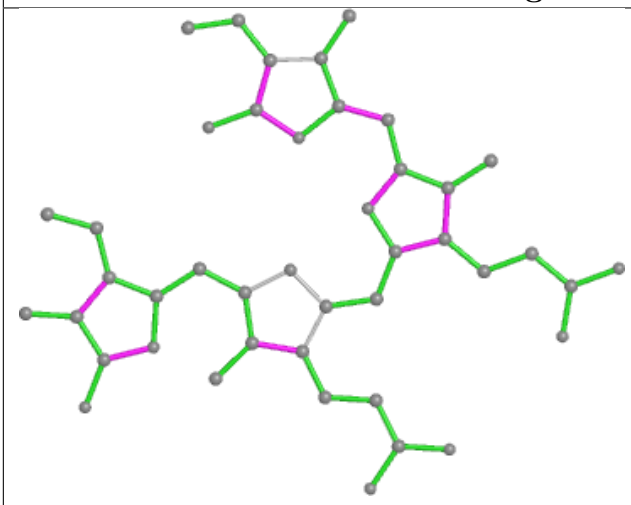

Bond lengths

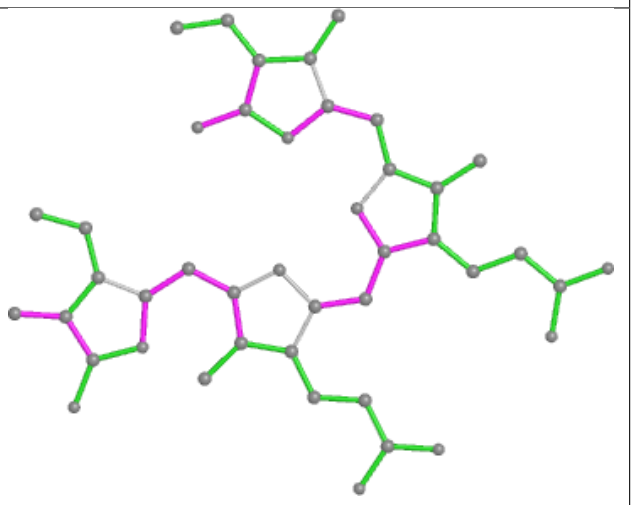

Bond angles

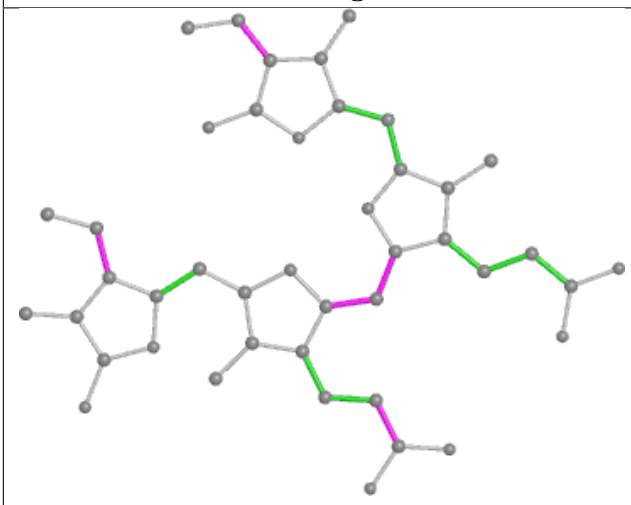

Torsions

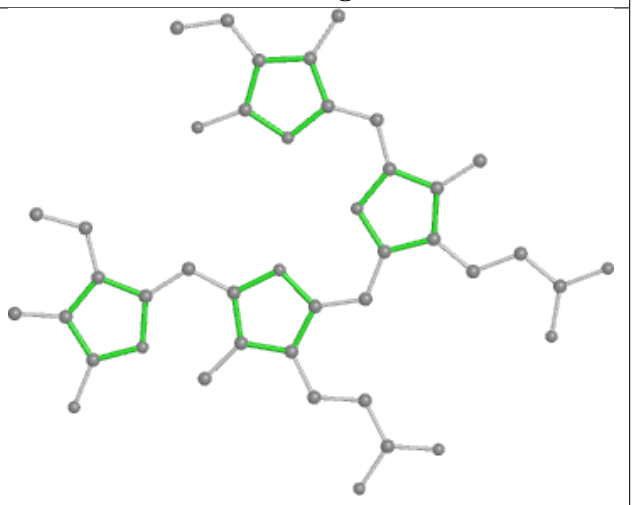

Rings

Ligand PEB la 1001

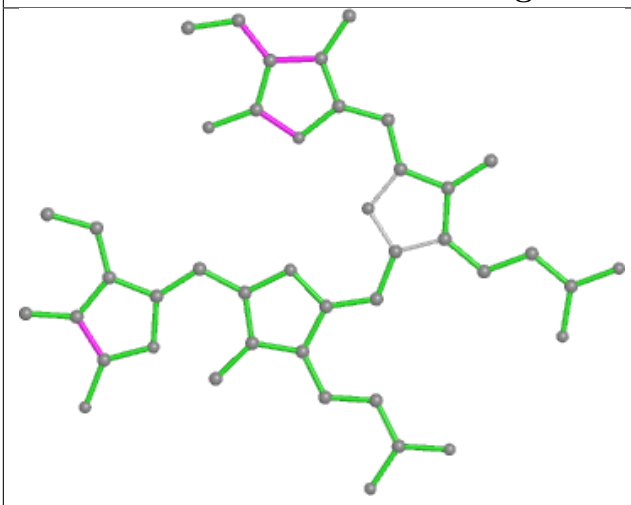

Bond lengths

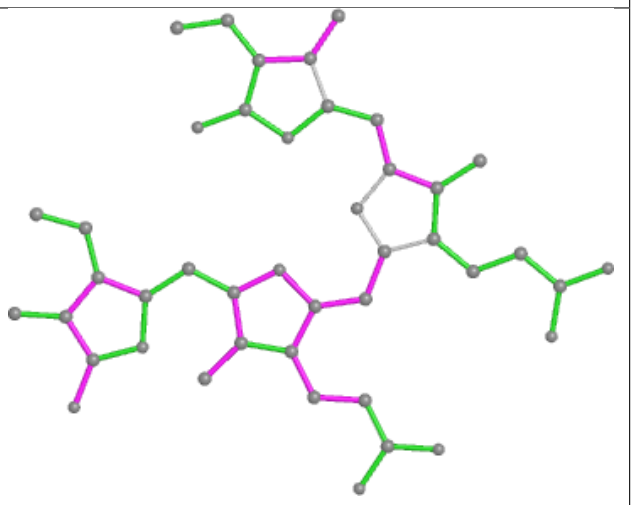

Bond angles

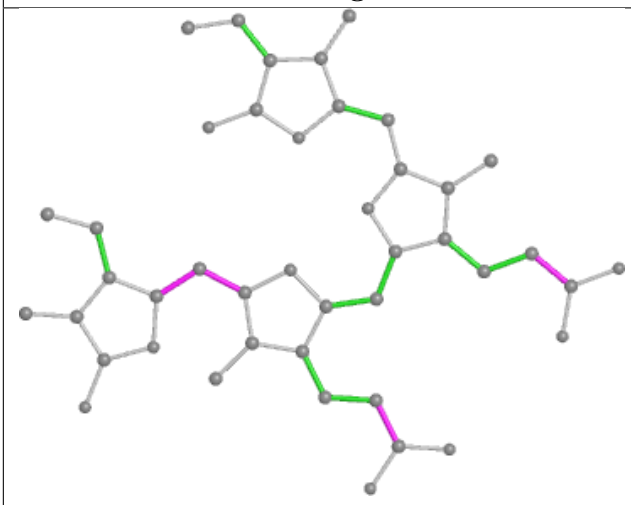

Torsions

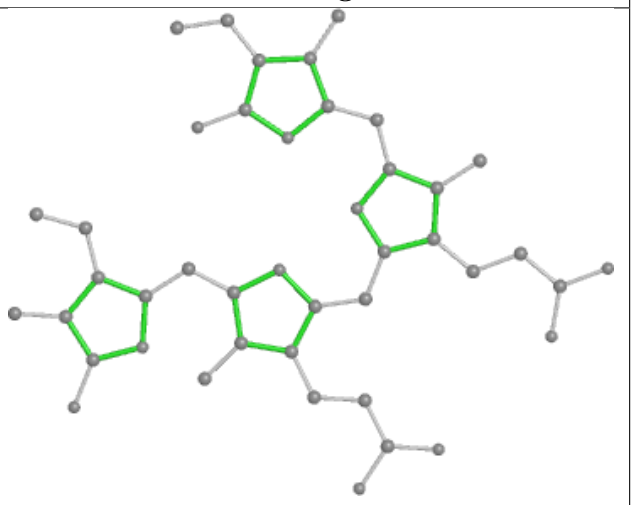

Rings

Ligand PEB cG 201

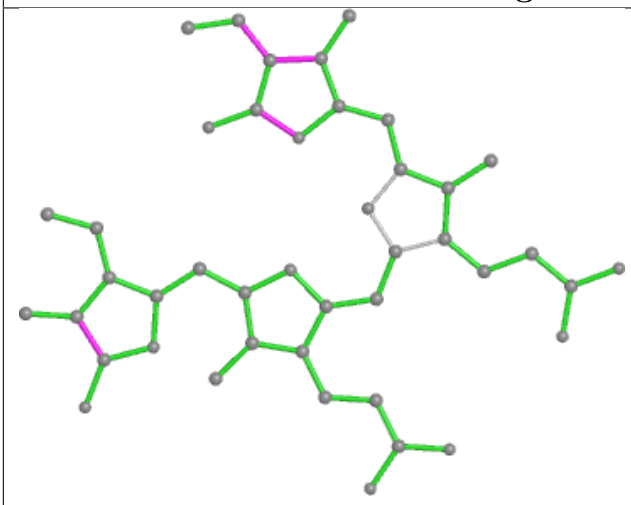

Bond lengths

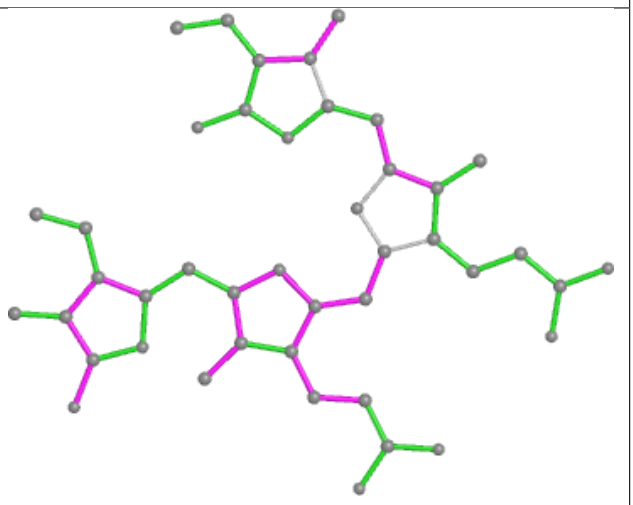

Bond angles

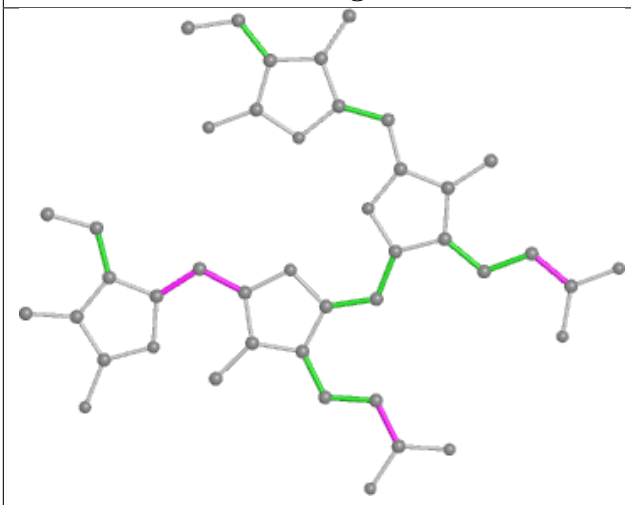

Torsions

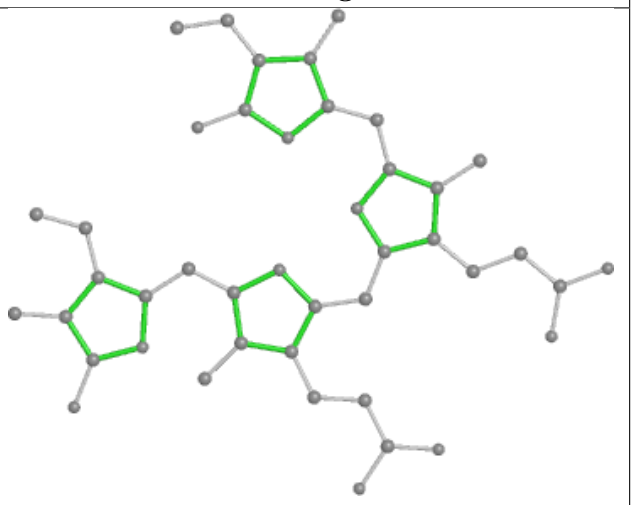

Rings

Ligand PEB y7 202

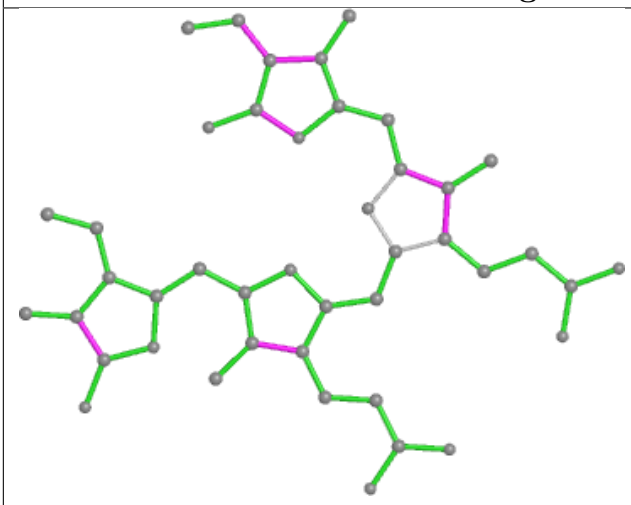

Bond lengths

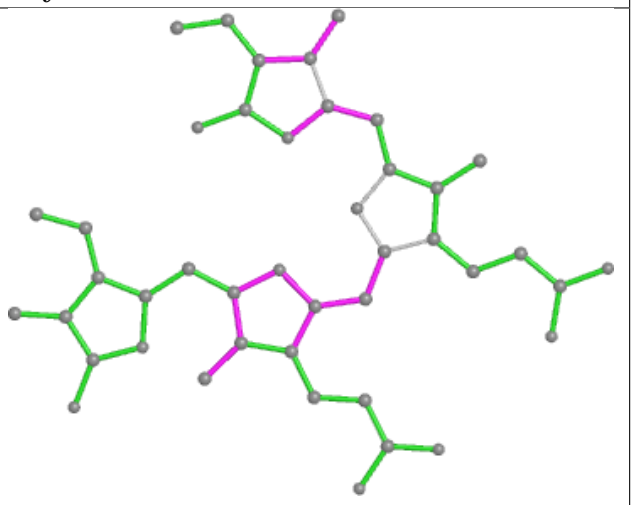

Bond angles

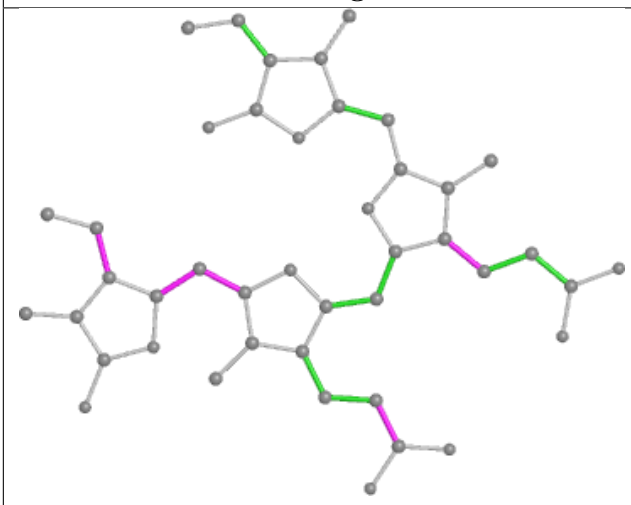

Torsions

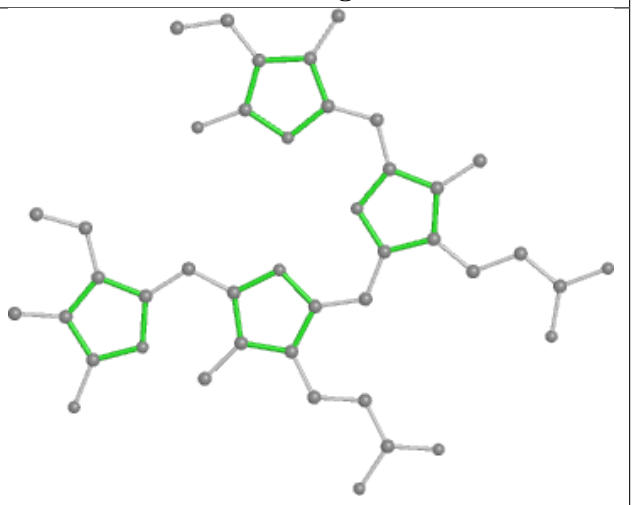

Rings

Ligand PEB dc 201

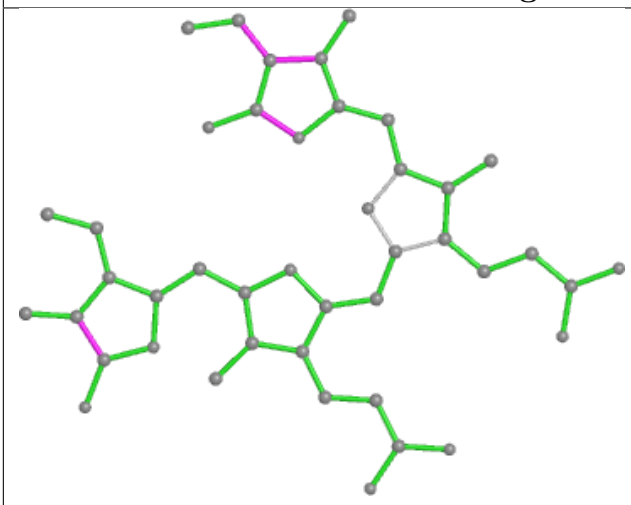

Bond lengths

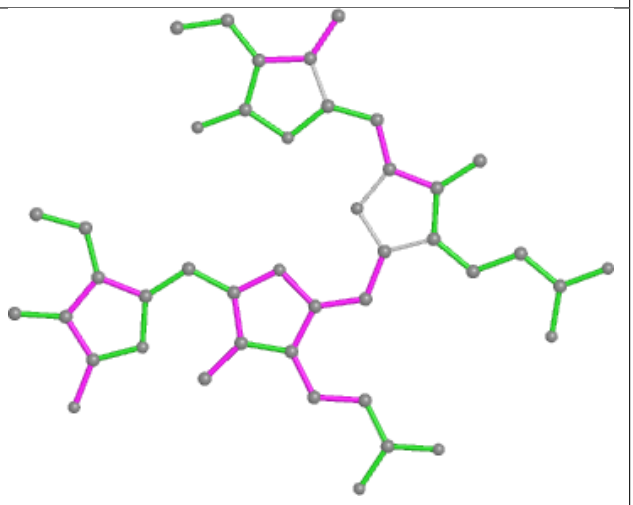

Bond angles

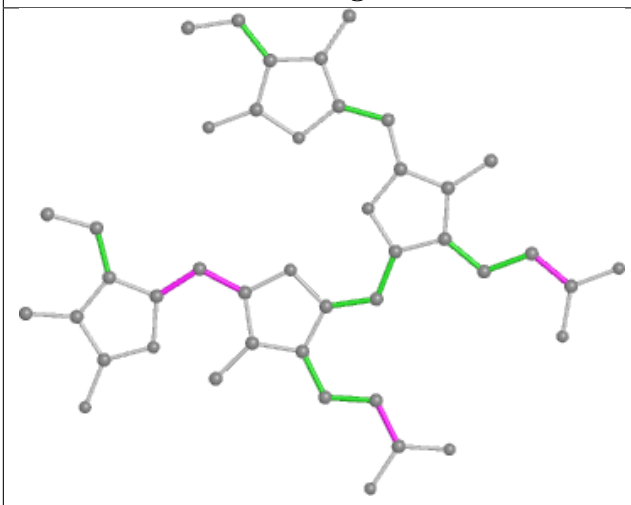

Torsions

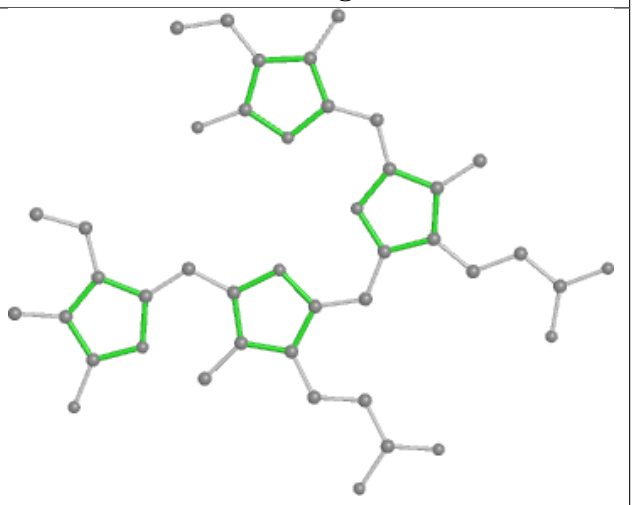

Rings

Ligand PEB an 201

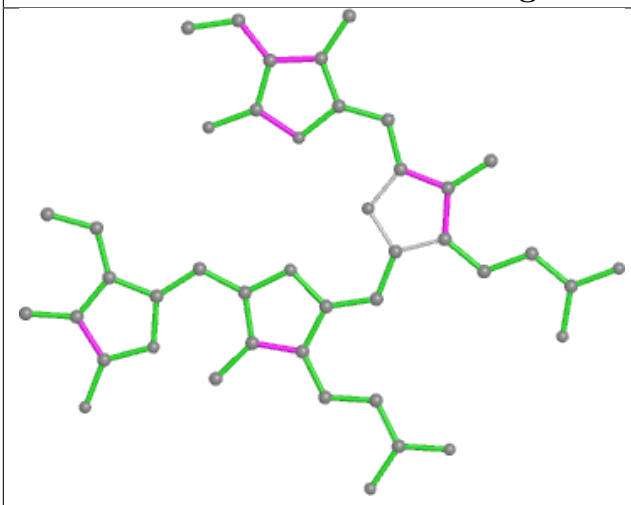

Bond lengths

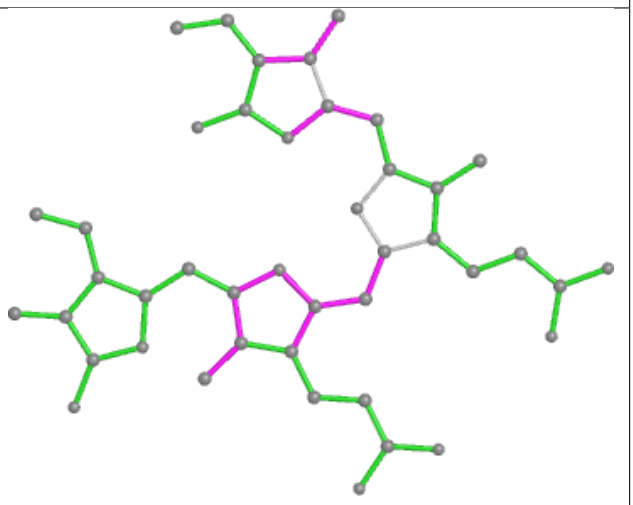

Bond angles

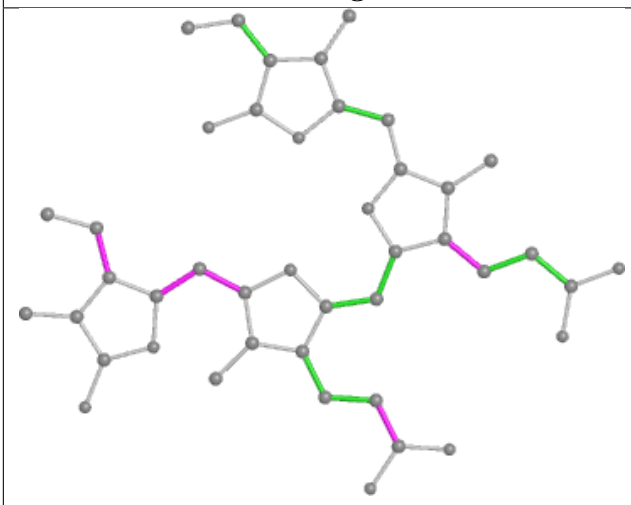

Torsions

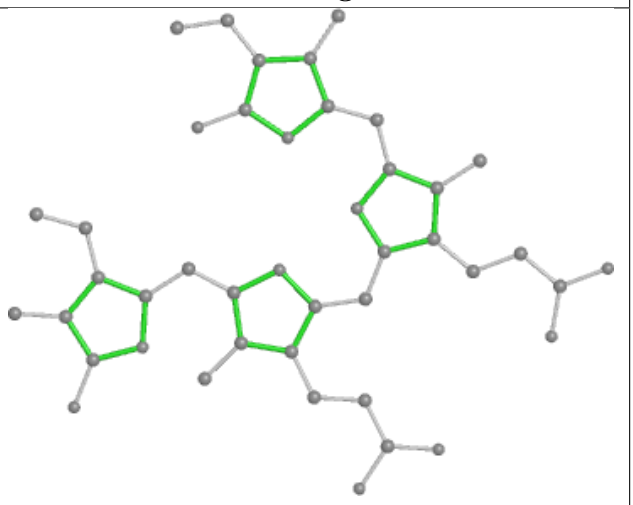

Rings

Ligand PEB p4 201

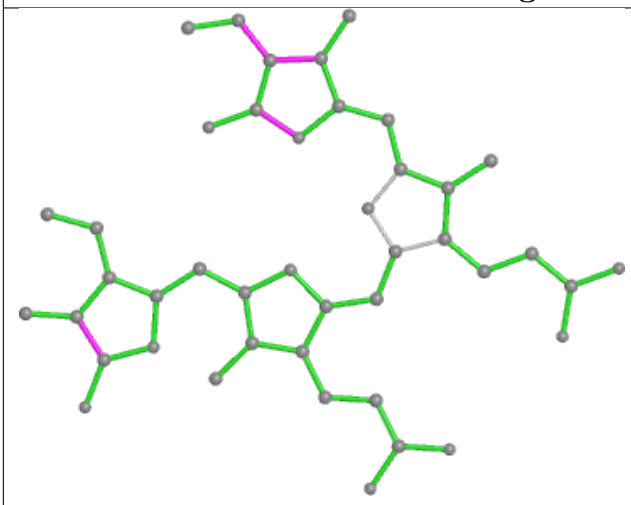

Bond lengths

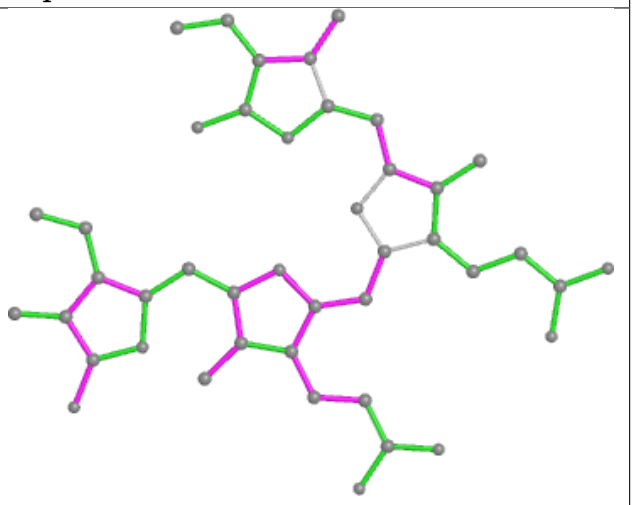

Bond angles

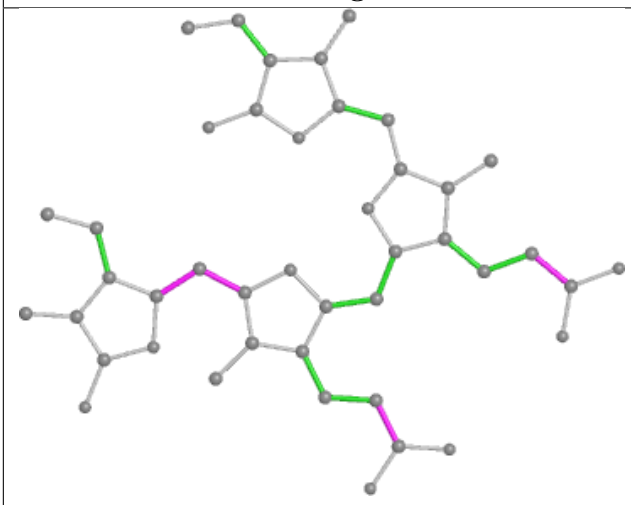

Torsions

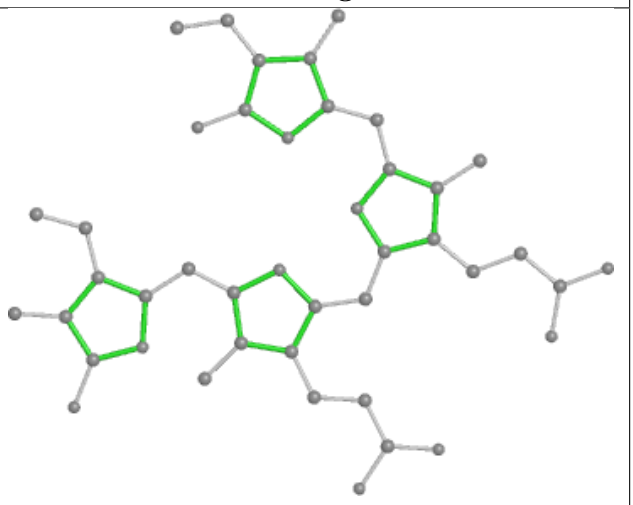

Rings

Ligand PEB aE 201

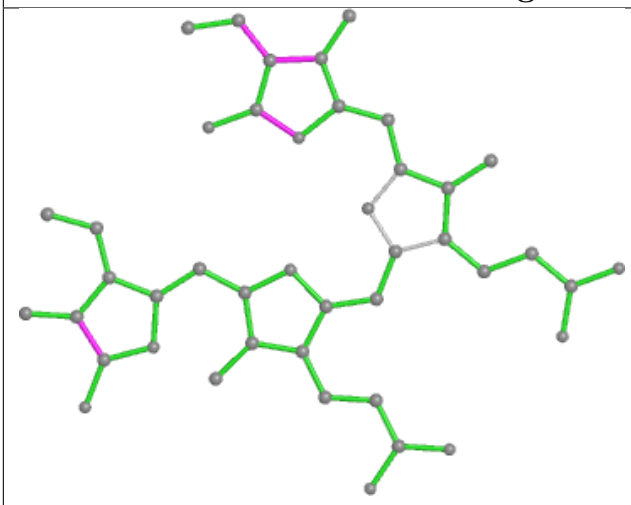

Bond lengths

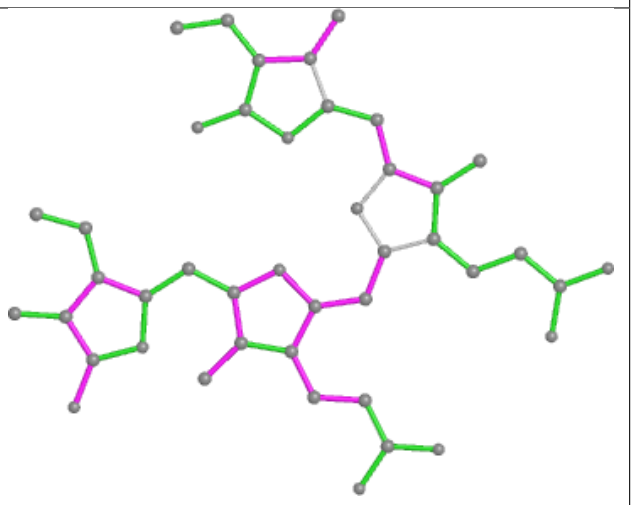

Bond angles

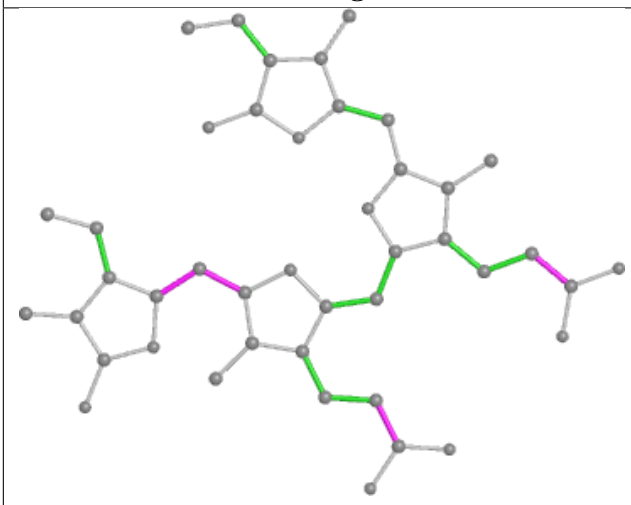

Torsions

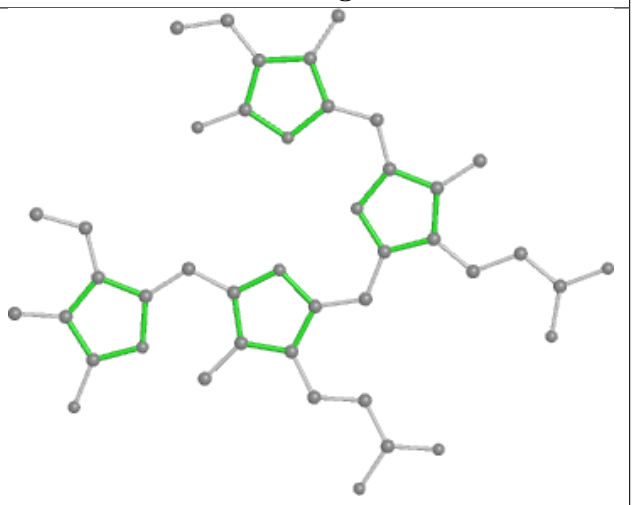

Rings

Ligand CYC V1 201

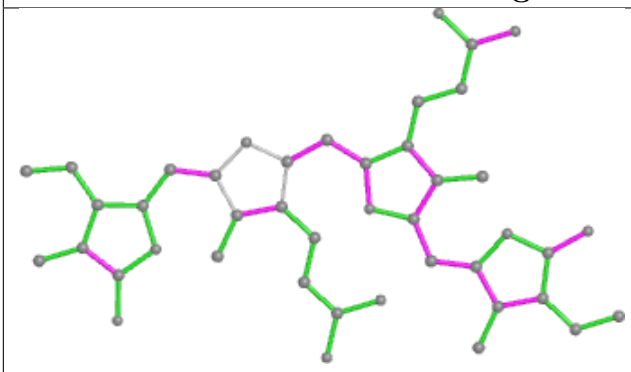

Bond lengths

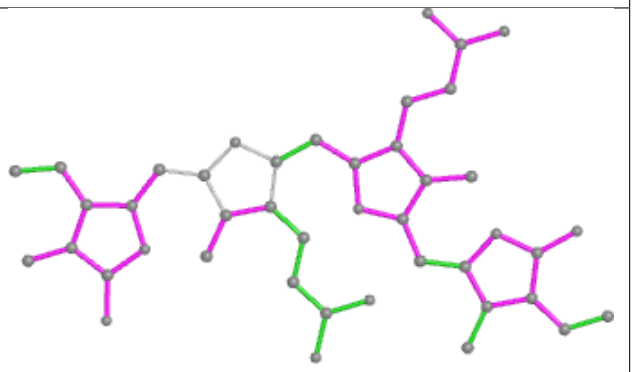

Bond angles

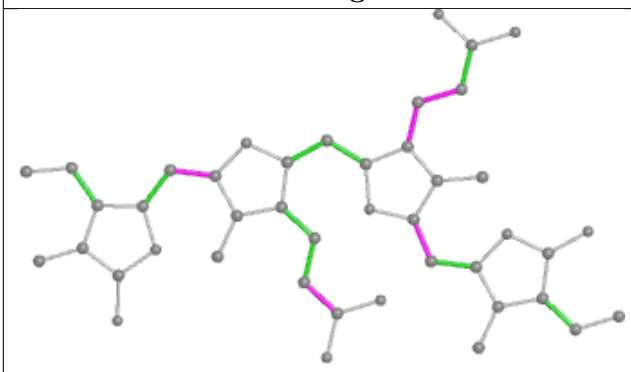

Torsions

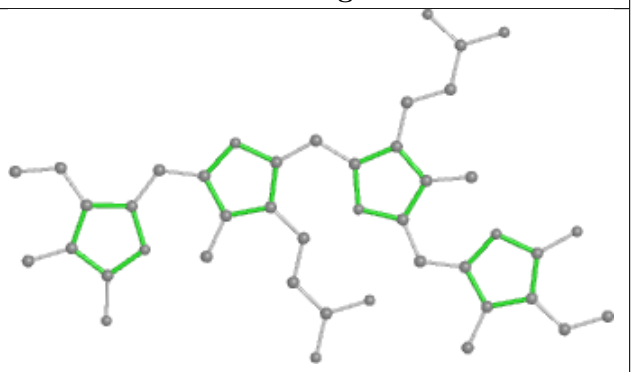

Rings

Ligand PEB l4 202

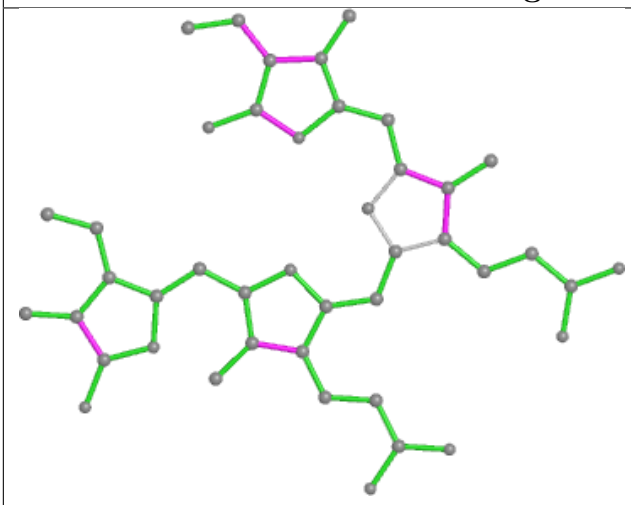

Bond lengths

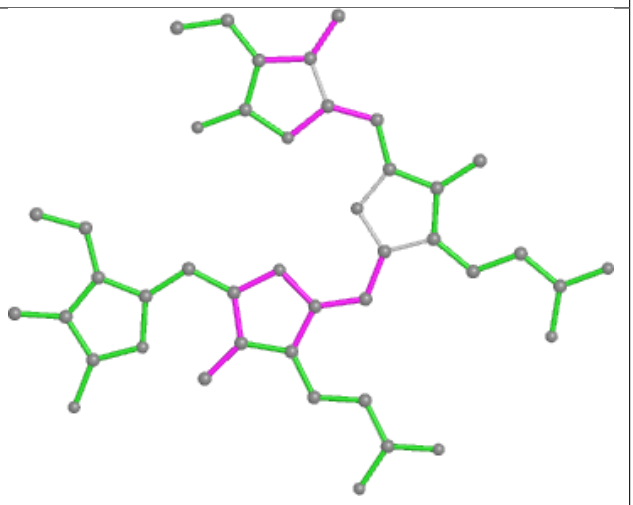

Bond angles

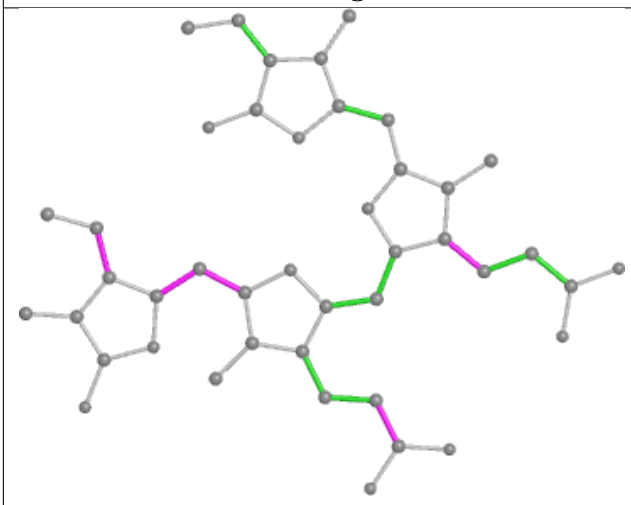

Torsions

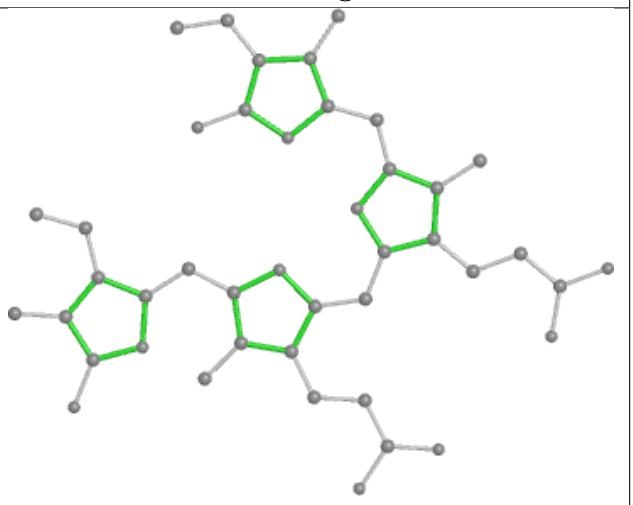

Rings

Ligand PEB g6 202

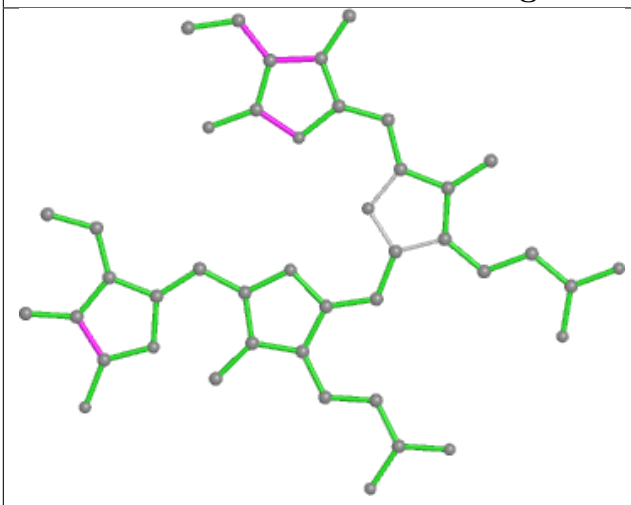

Bond lengths

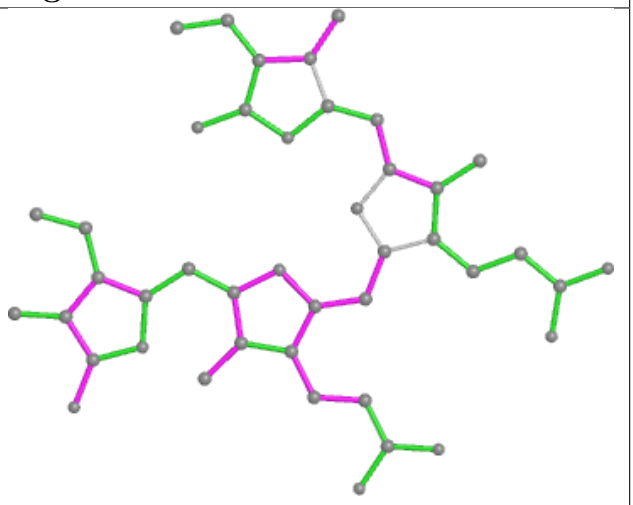

Bond angles

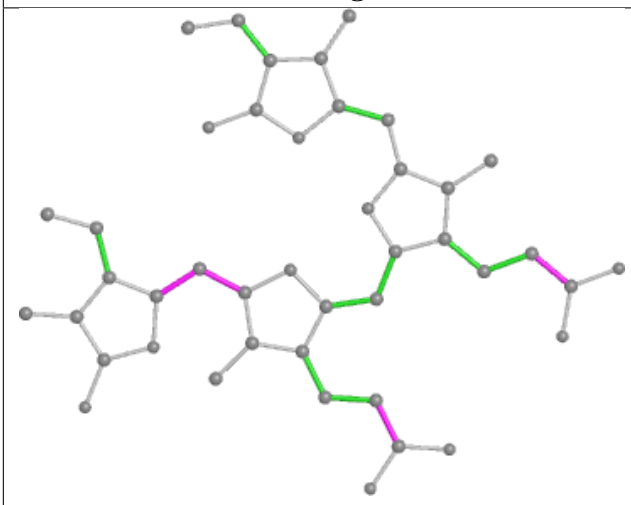

Torsions

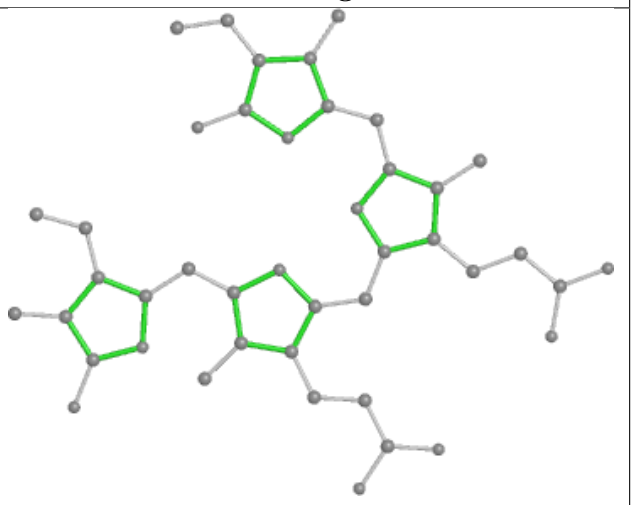

Rings

Ligand PEB bN 202

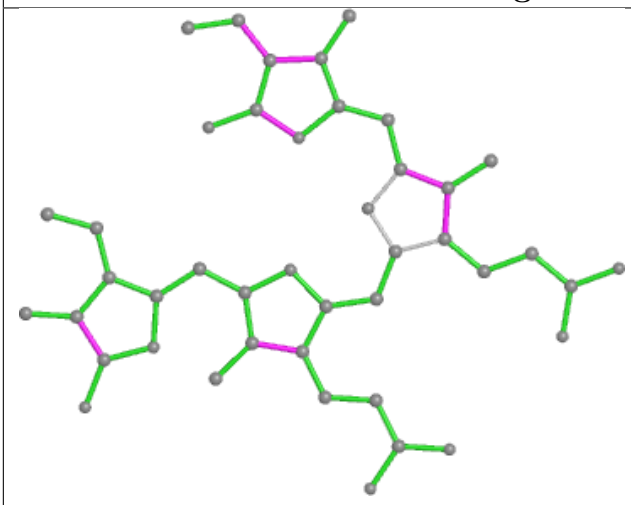

Bond lengths

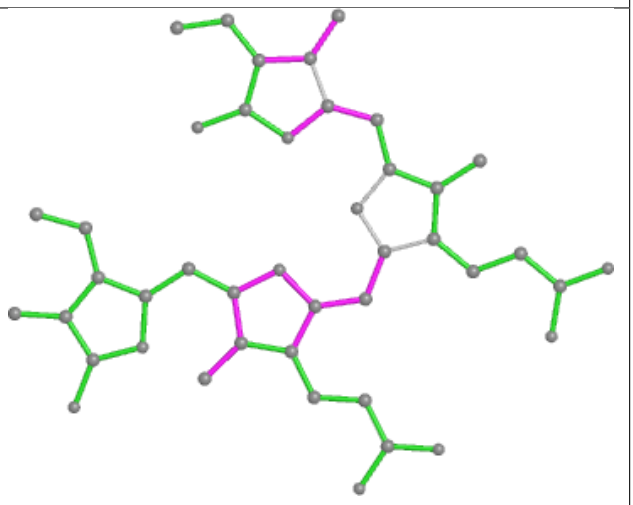

Bond angles

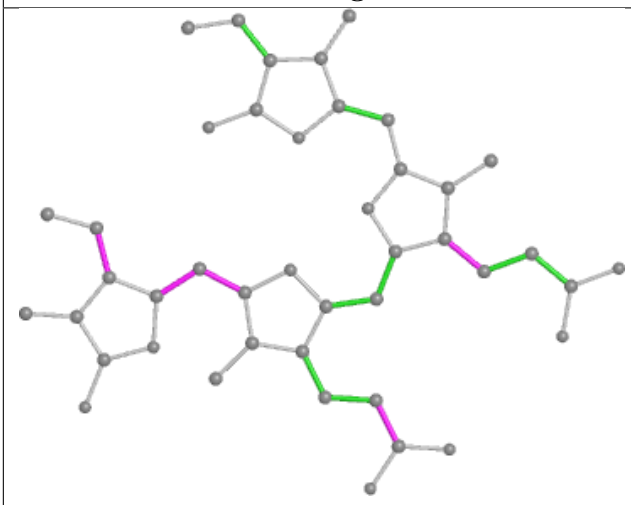

Torsions

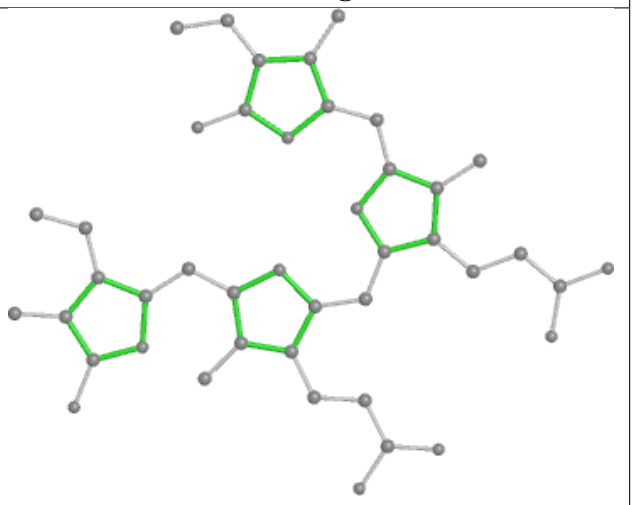

Rings

Ligand PUB r7 203

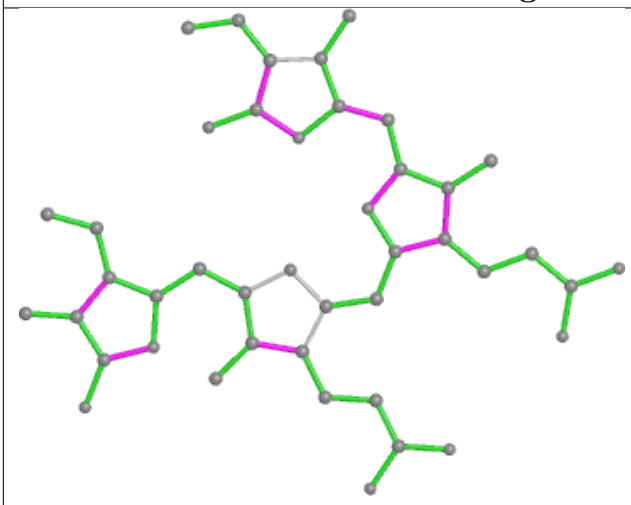

Bond lengths

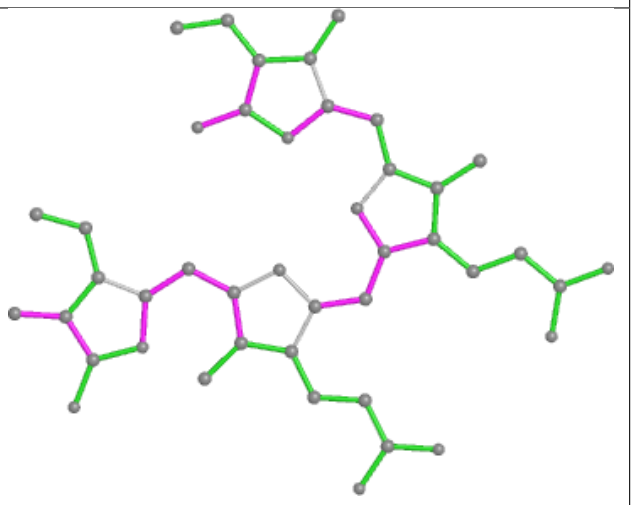

Bond angles

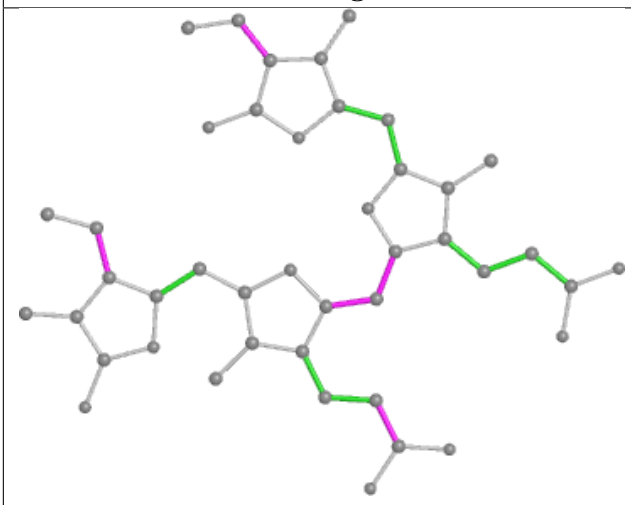

Torsions

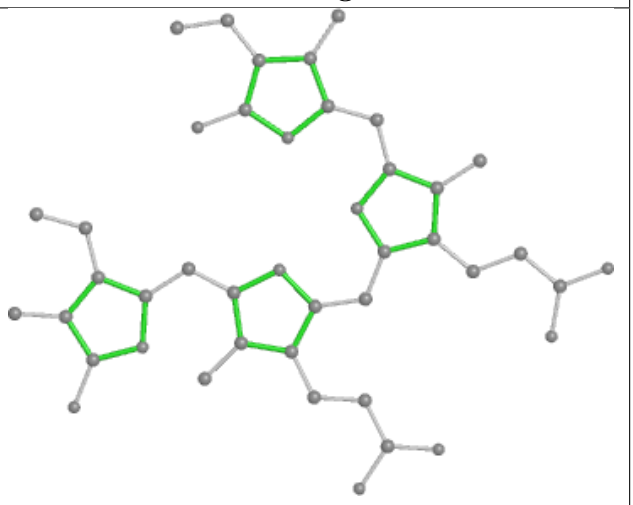

Rings

Ligand PEB aV 202

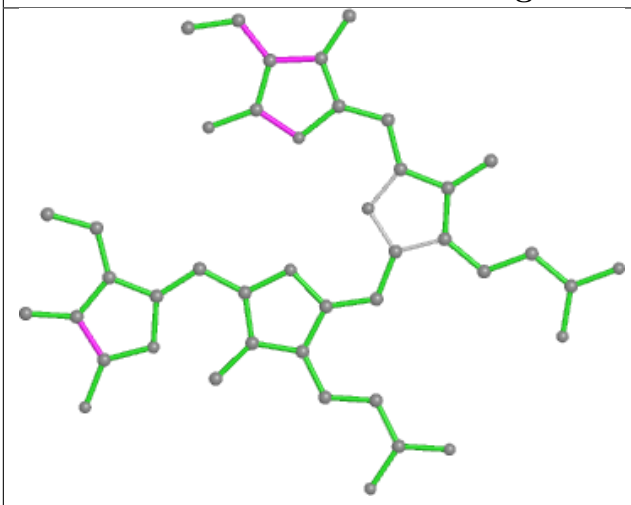

Bond lengths

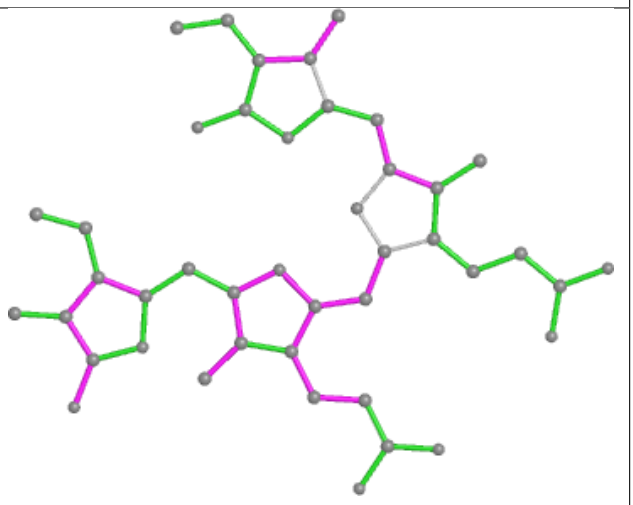

Bond angles

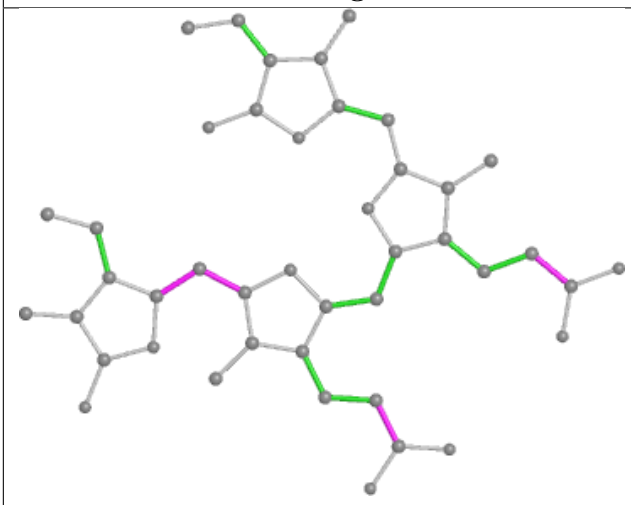

Torsions

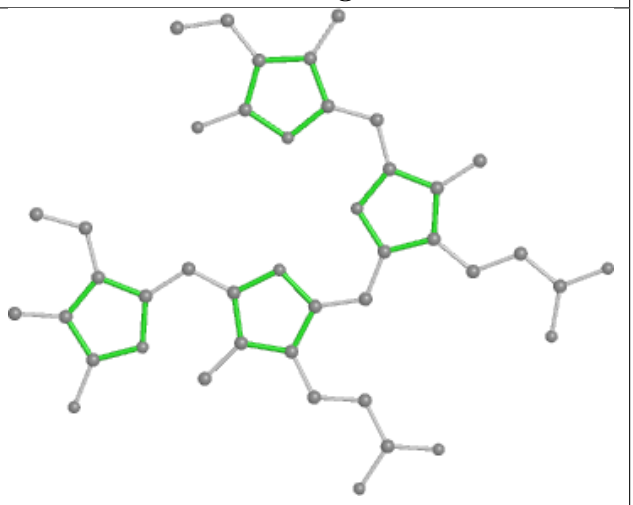

Rings

Ligand PEB F5 202

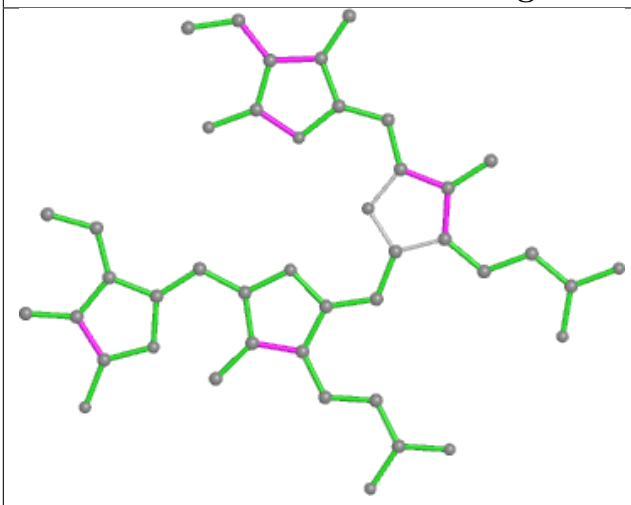

Bond lengths

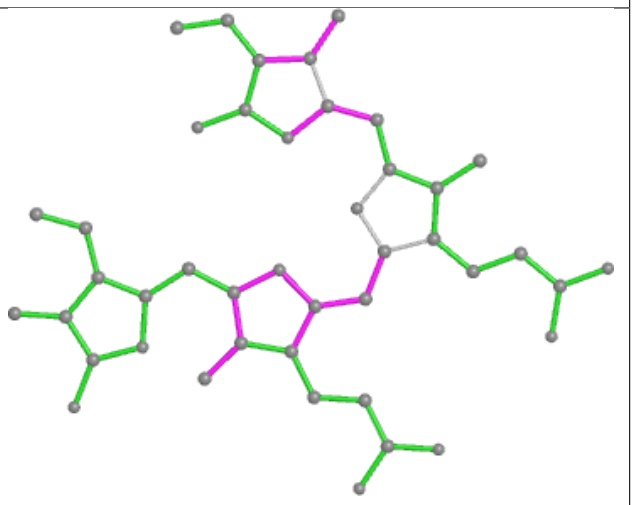

Bond angles

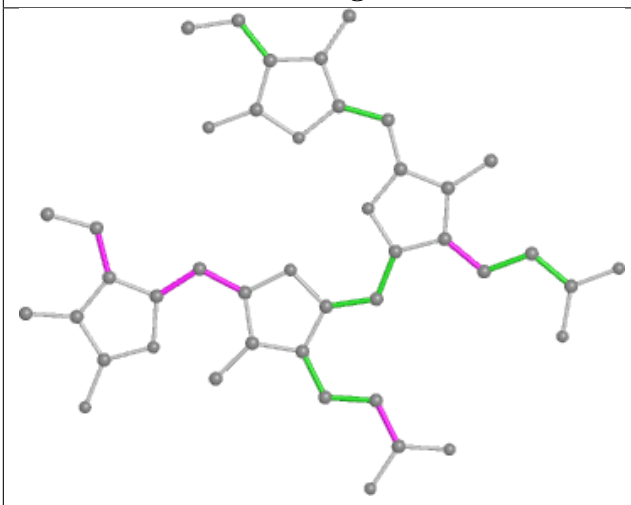

Torsions

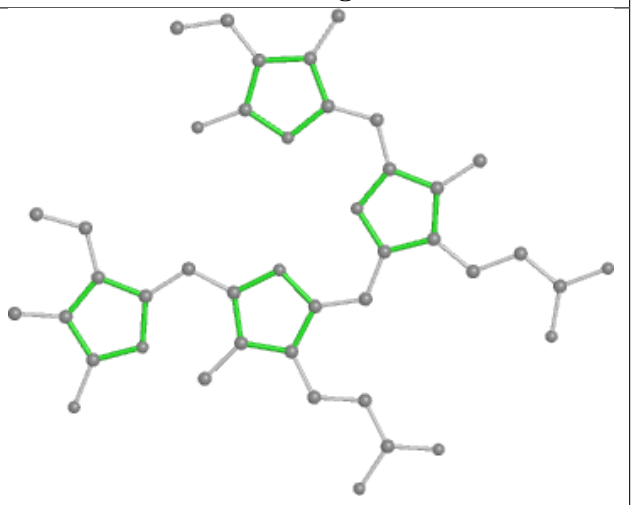

Rings

Ligand PUB jP 1003

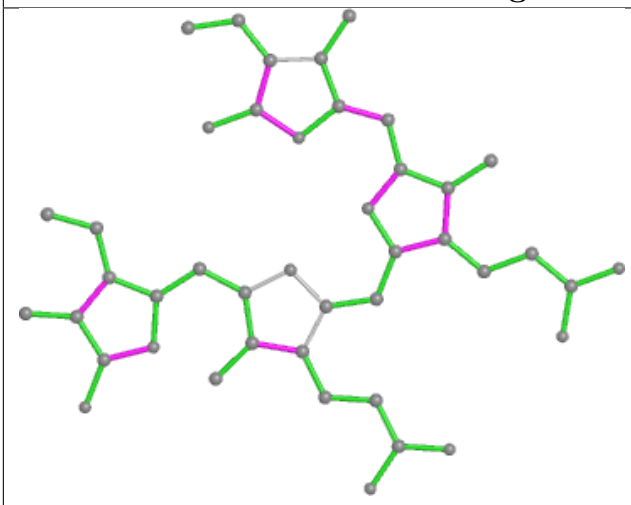

Bond lengths

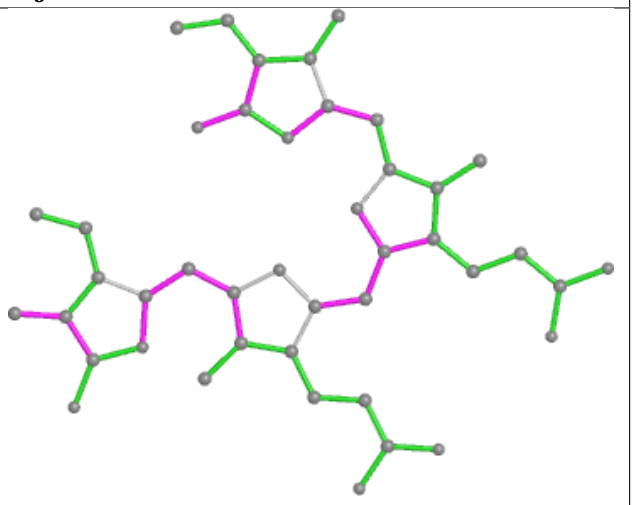

Bond angles

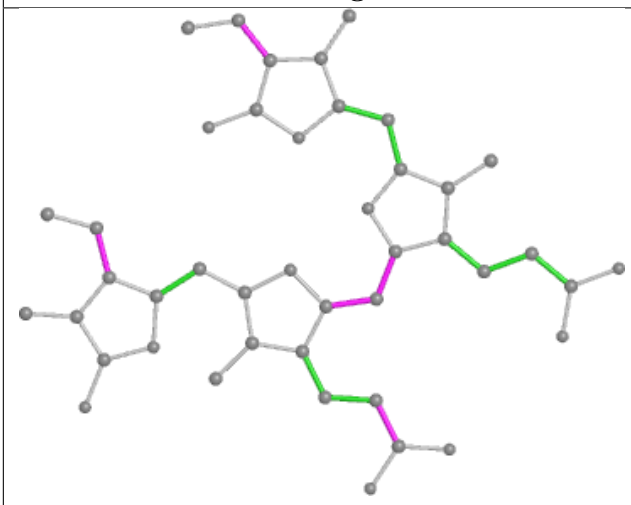

Torsions

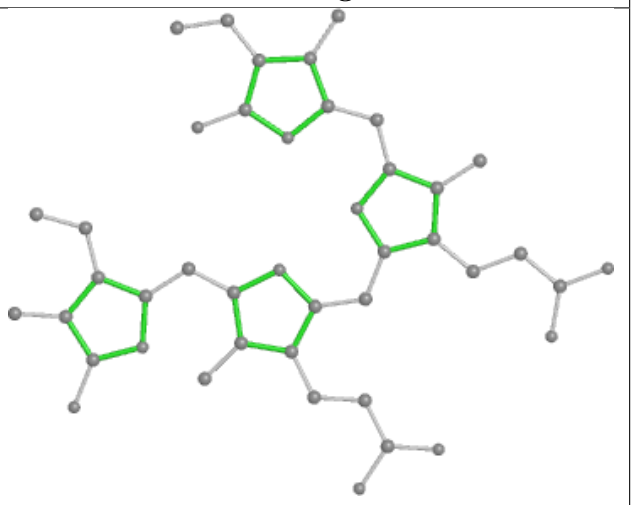

Rings

Ligand PEB C9 202

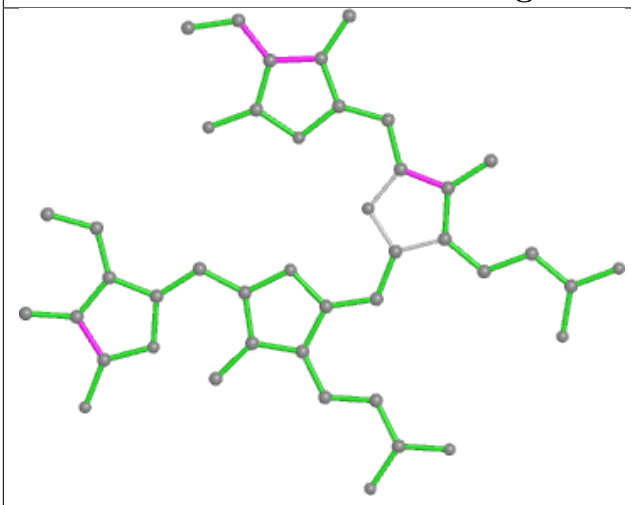

Bond lengths

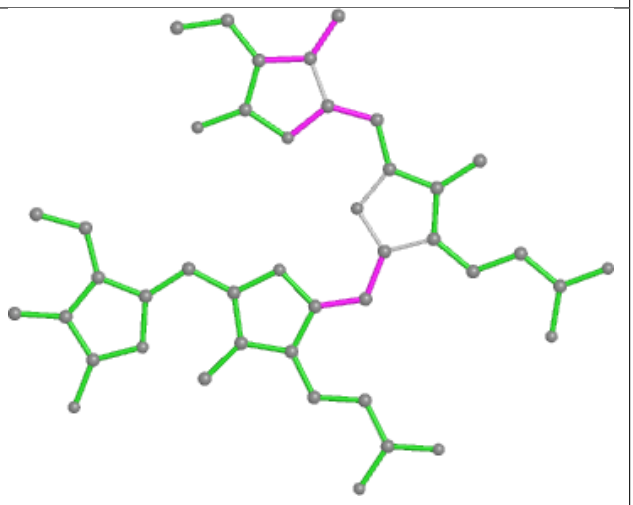

Bond angles

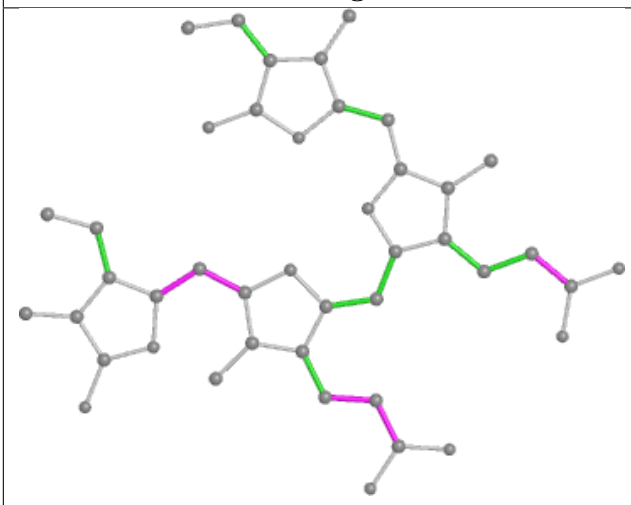

Torsions

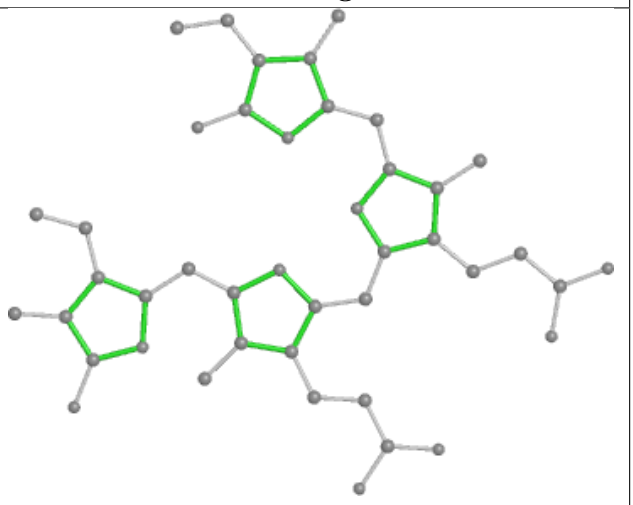

Rings

Ligand PEB F9 201

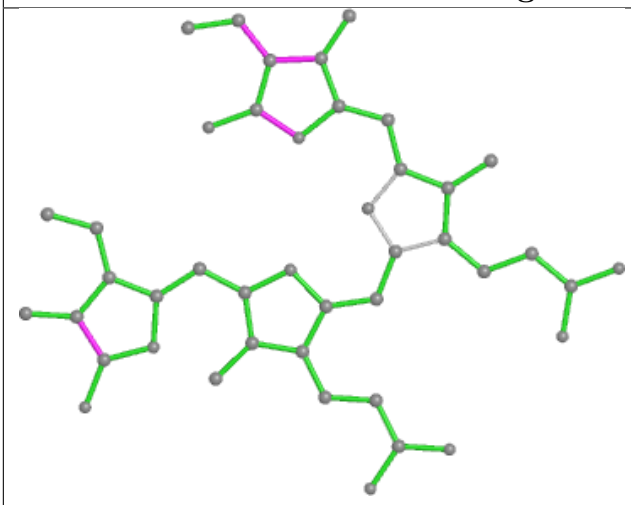

Bond lengths

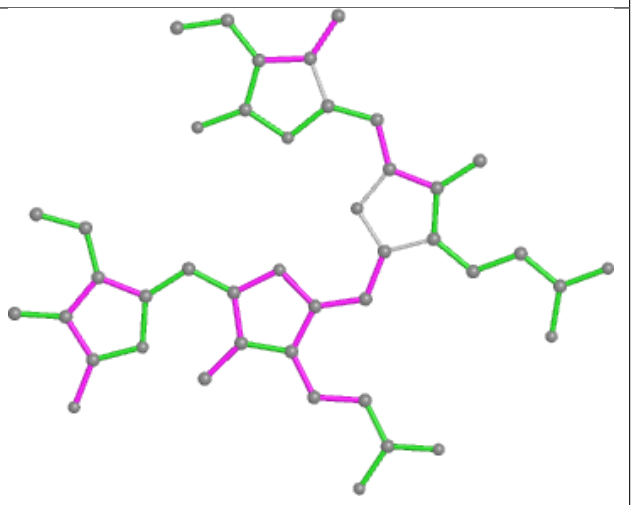

Bond angles

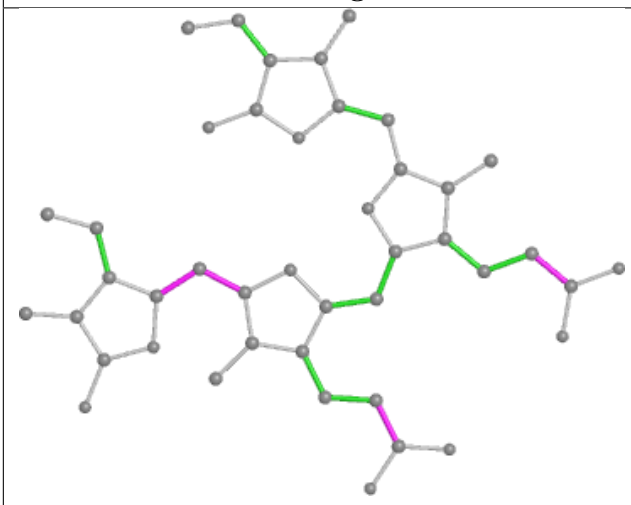

Torsions

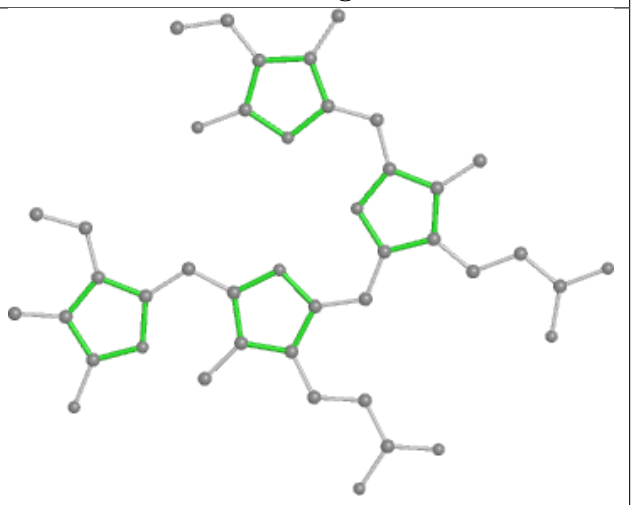

Rings

Ligand PEB M8 202

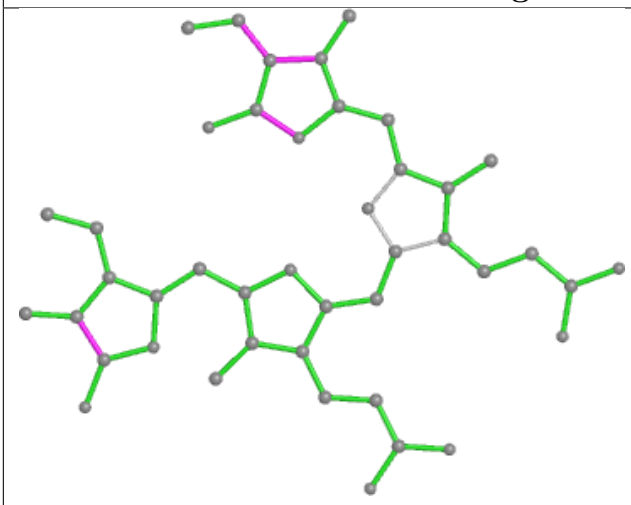

Bond lengths

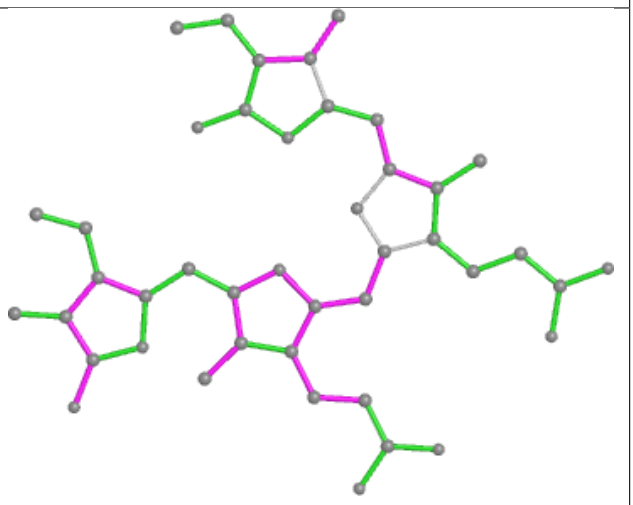

Bond angles

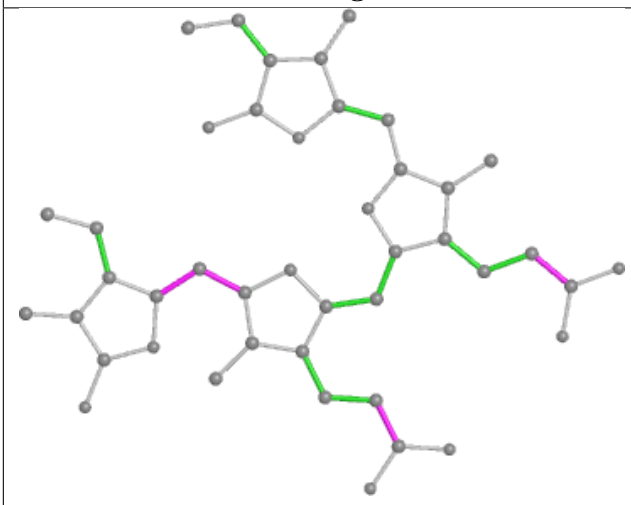

Torsions

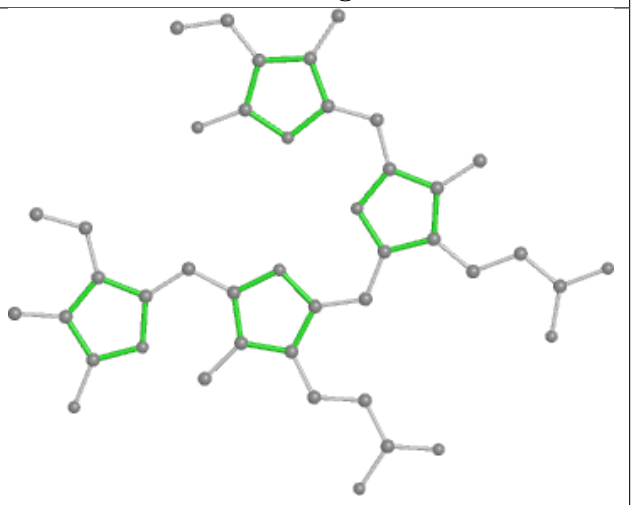

Rings

Ligand PEB m2 201

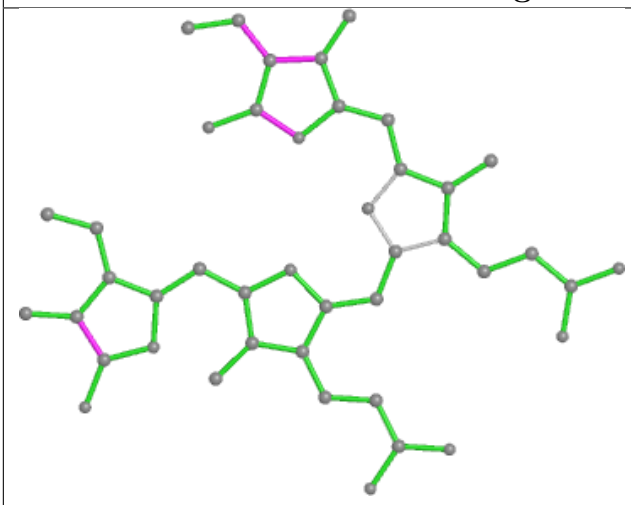

Bond lengths

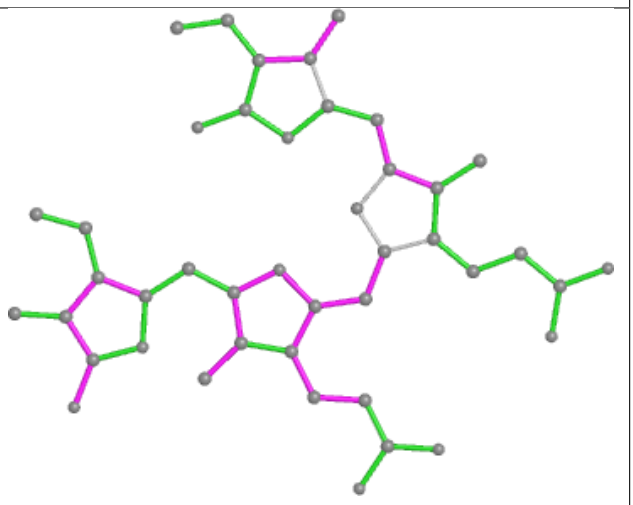

Bond angles

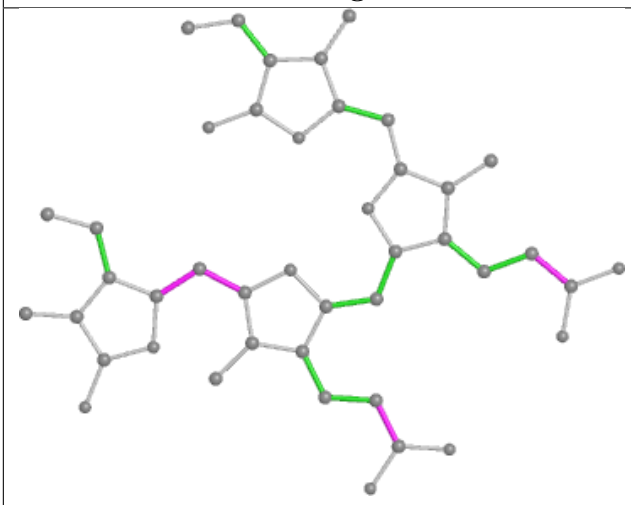

Torsions

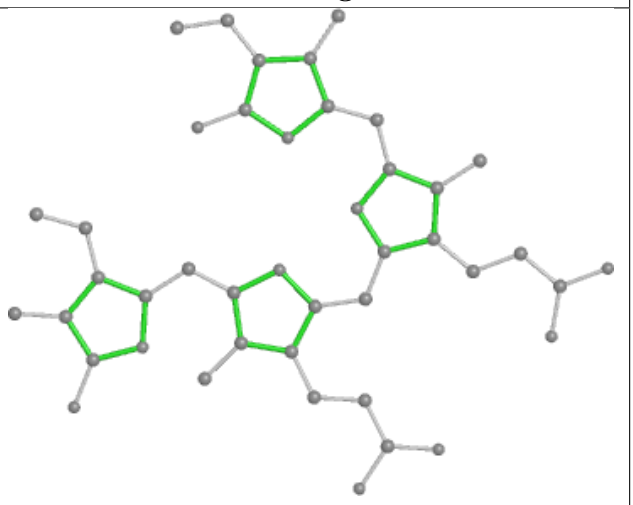

Rings

Ligand PUB eF 203

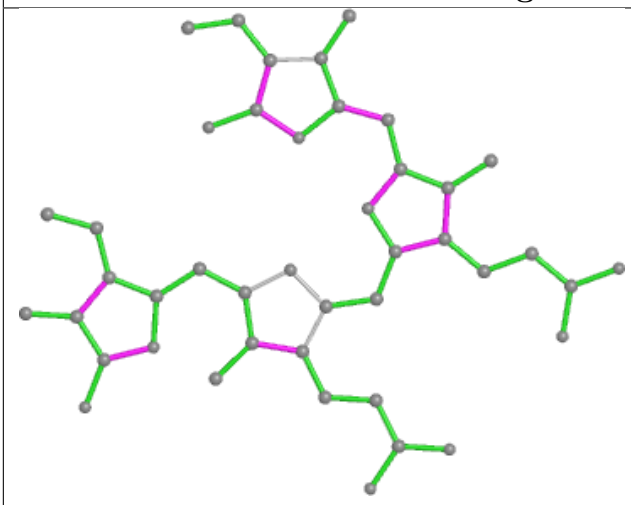

Bond lengths

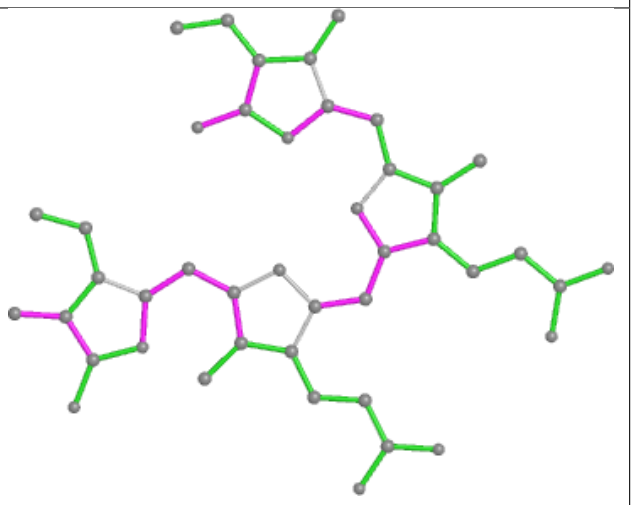

Bond angles

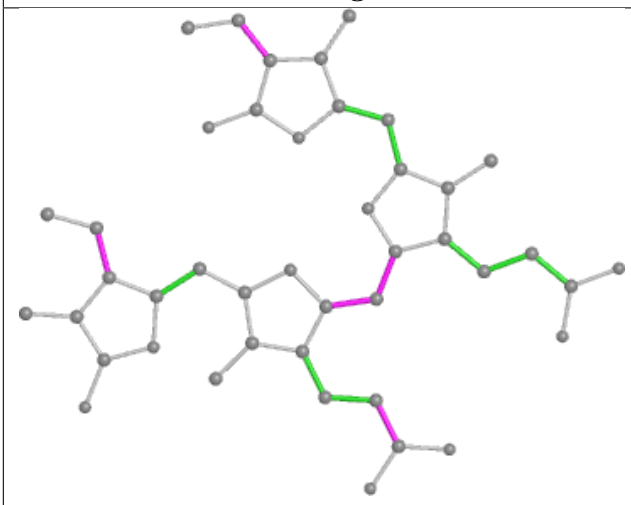

Torsions

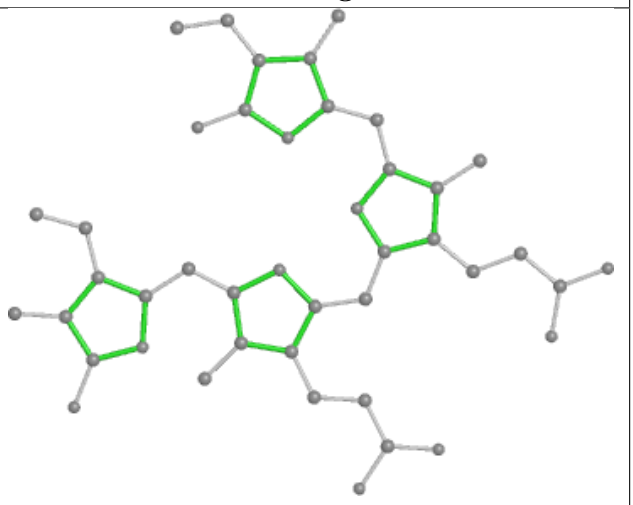

Rings

Ligand PUB y8 203

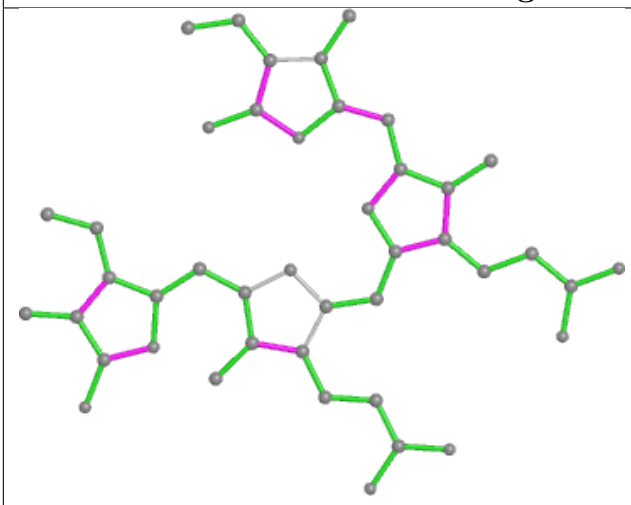

Bond lengths

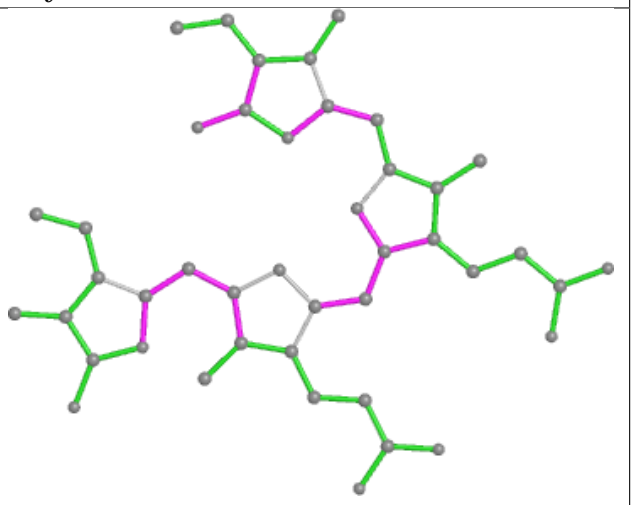

Bond angles

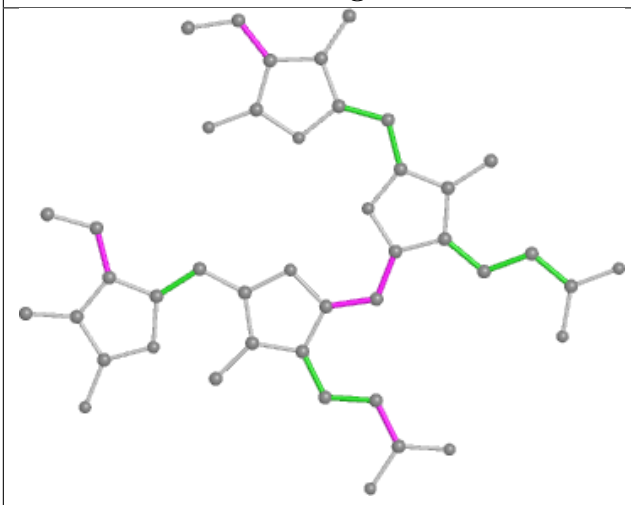

Torsions

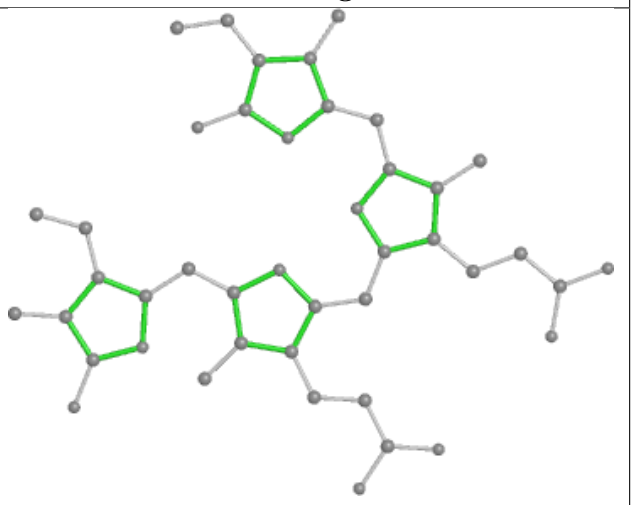

Rings

Ligand PEB z6 202

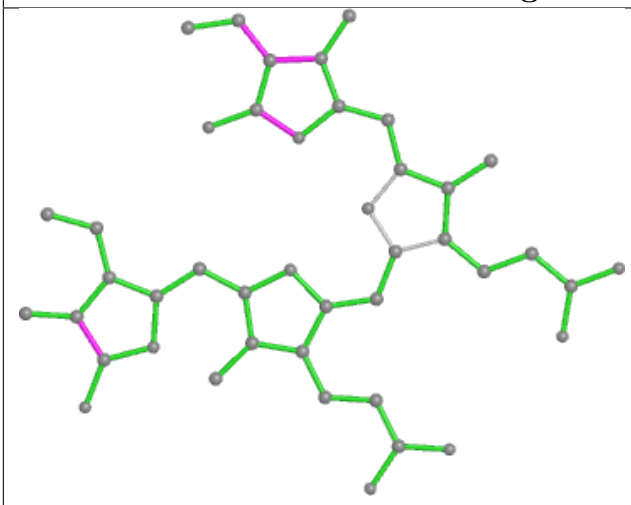

Bond lengths

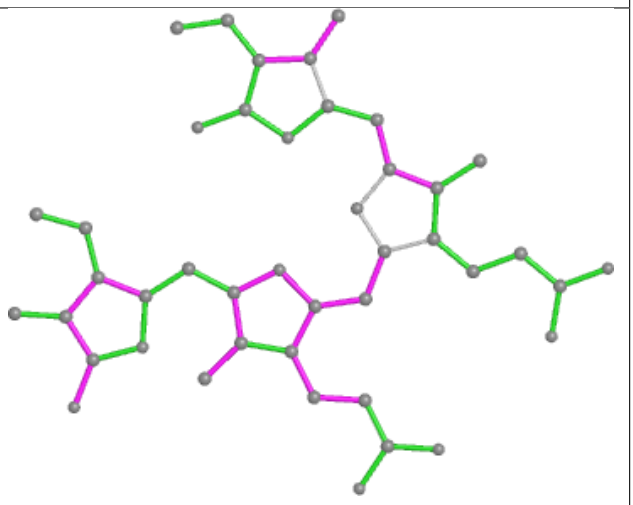

Bond angles

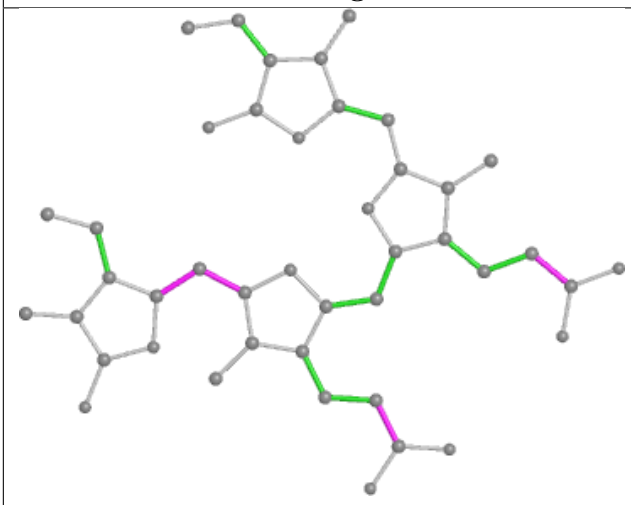

Torsions

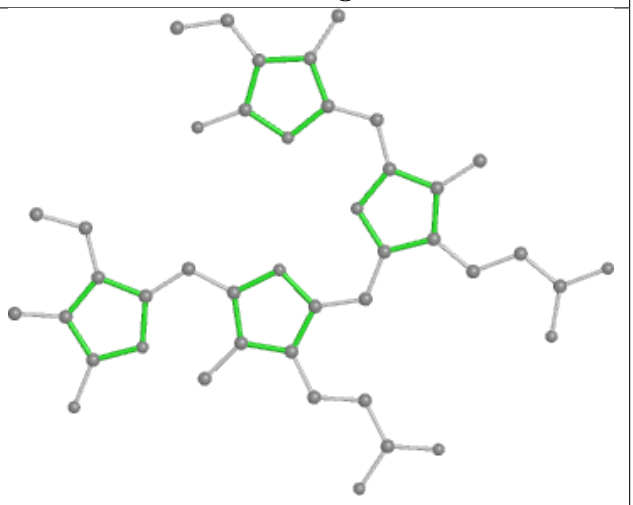

Rings

Ligand PEB dH 201

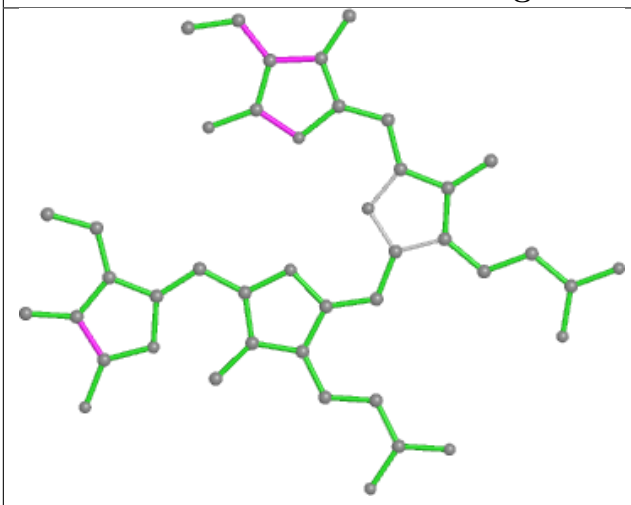

Bond lengths

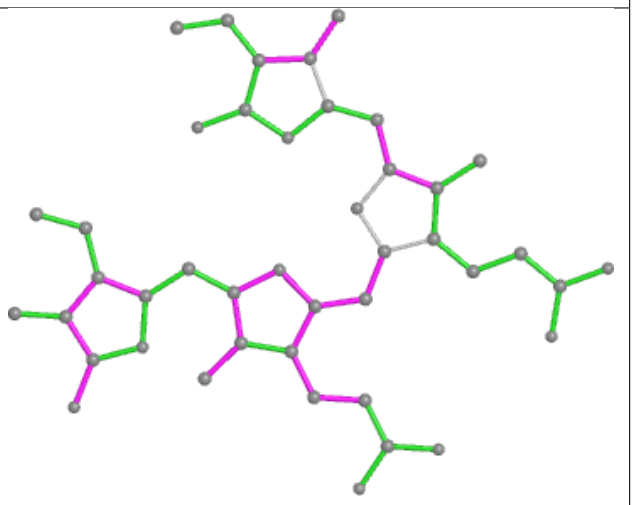

Bond angles

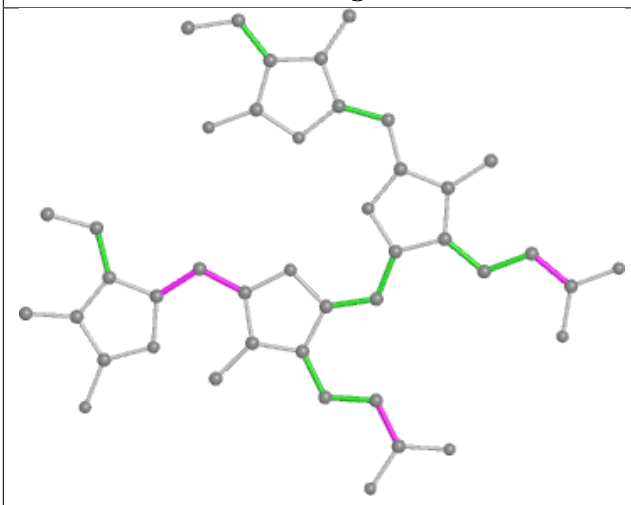

Torsions

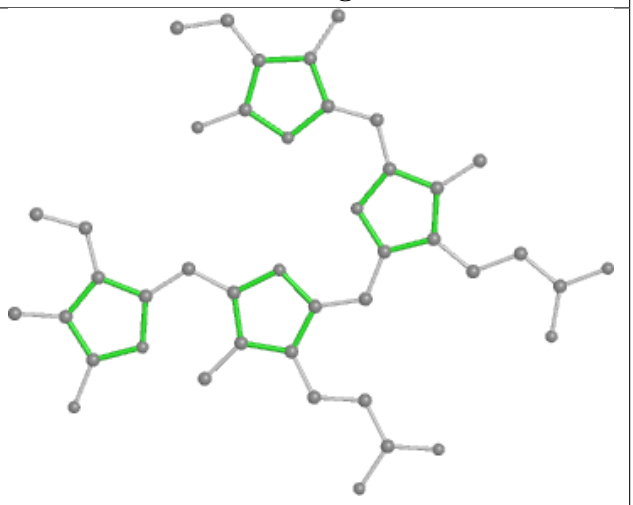

Rings

Ligand PEB J3 202

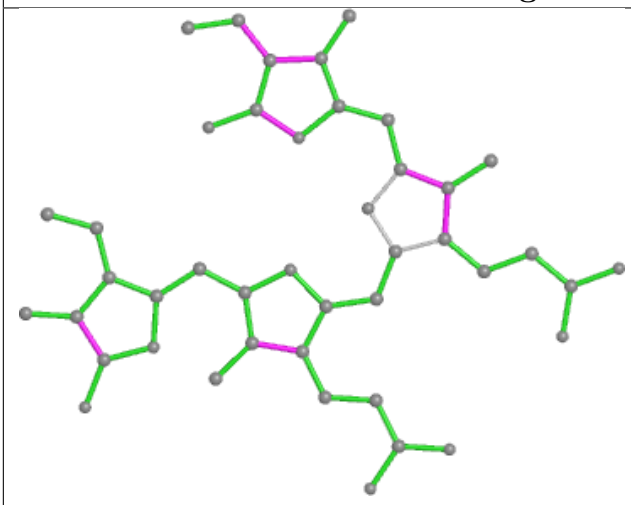

Bond lengths

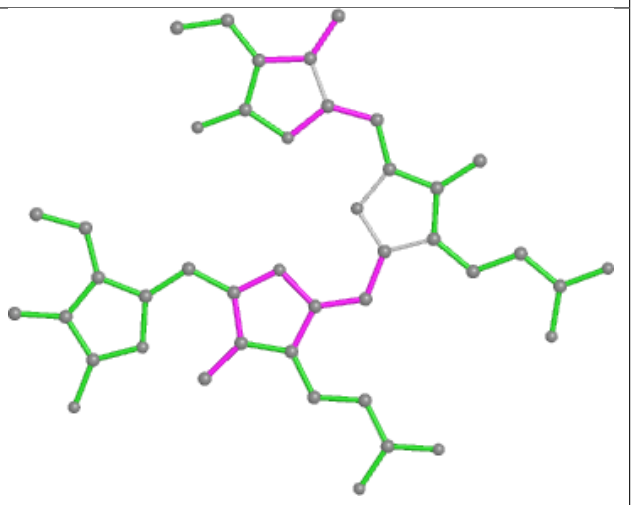

Bond angles

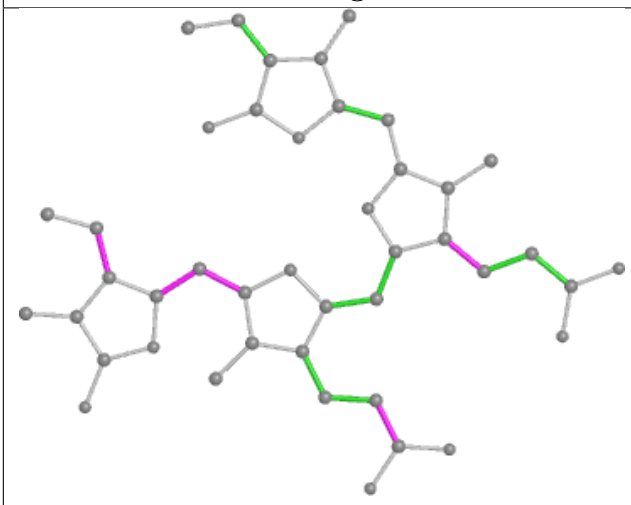

Torsions

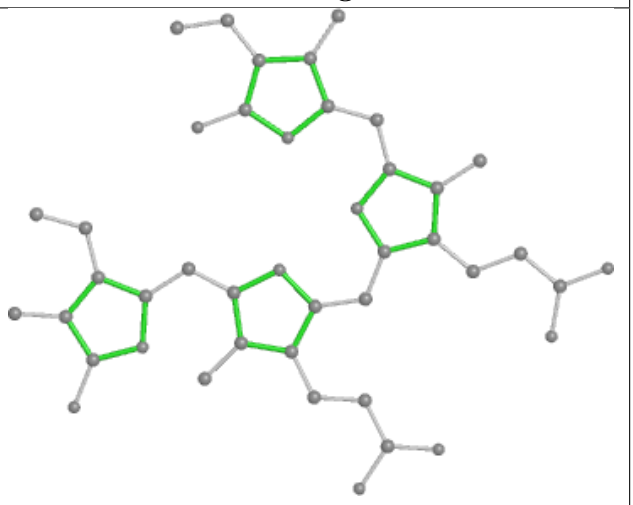

Rings

Ligand PEB F8 1002

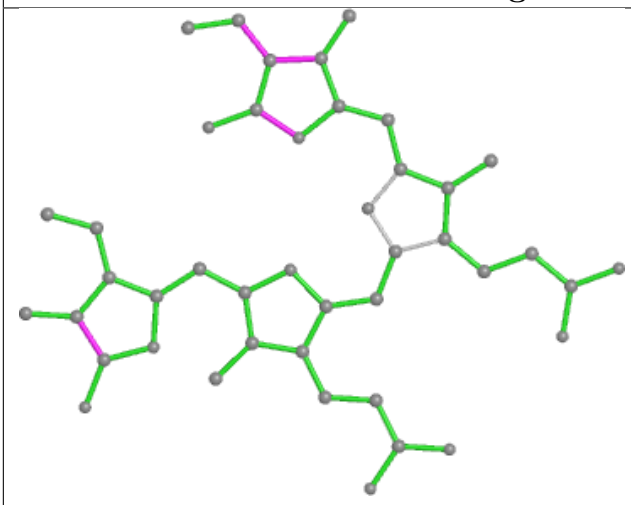

Bond lengths

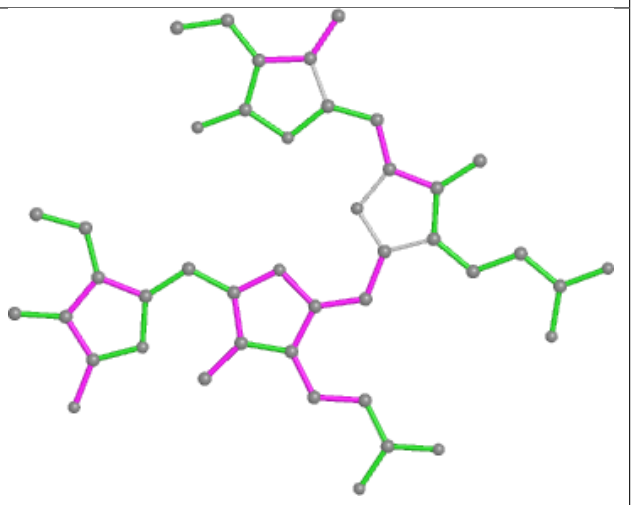

Bond angles

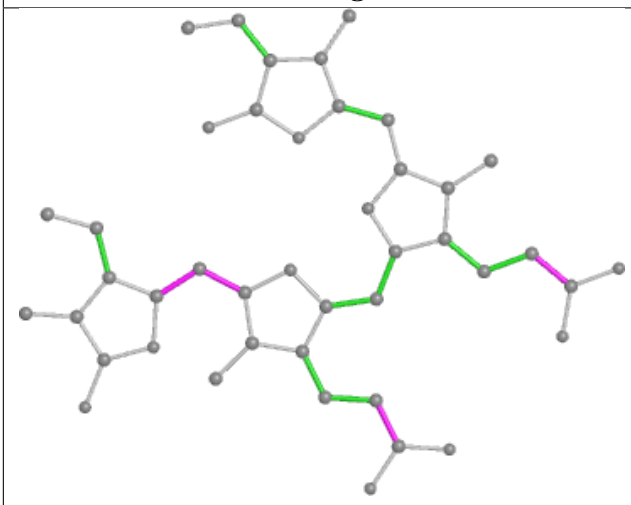

Torsions

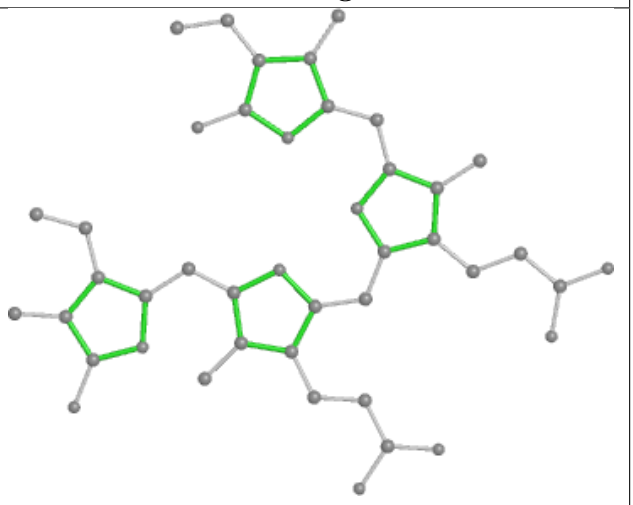

Rings

Ligand PEB A5 203

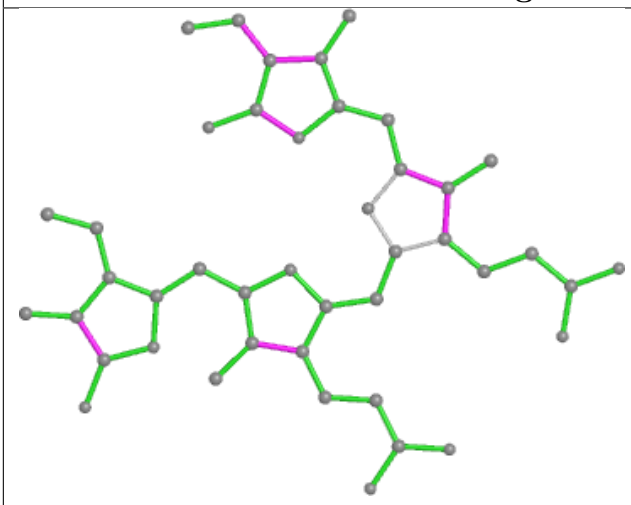

Bond lengths

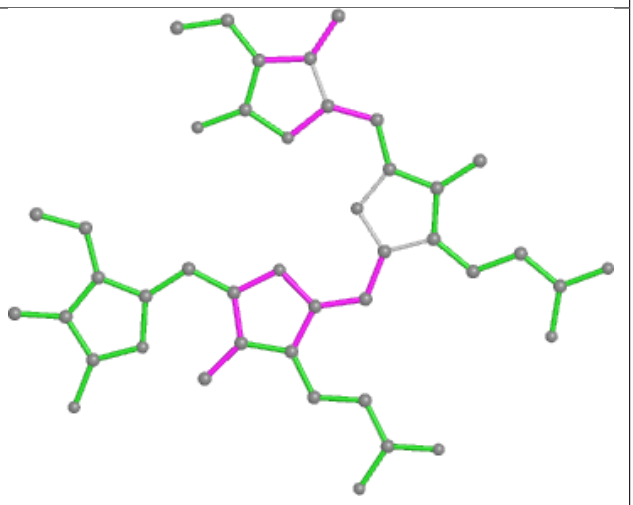

Bond angles

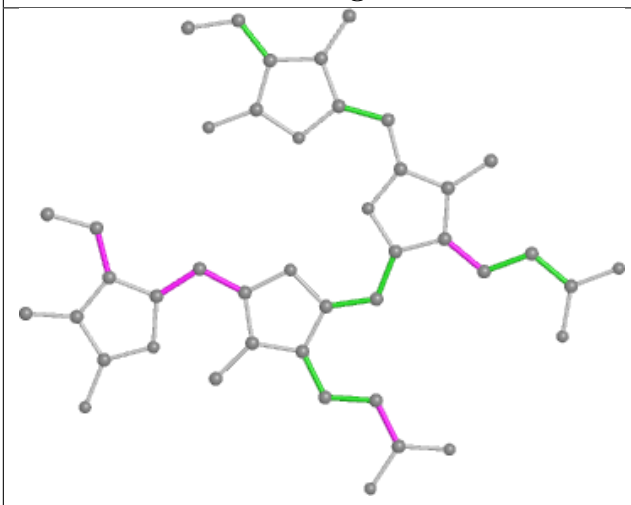

Torsions

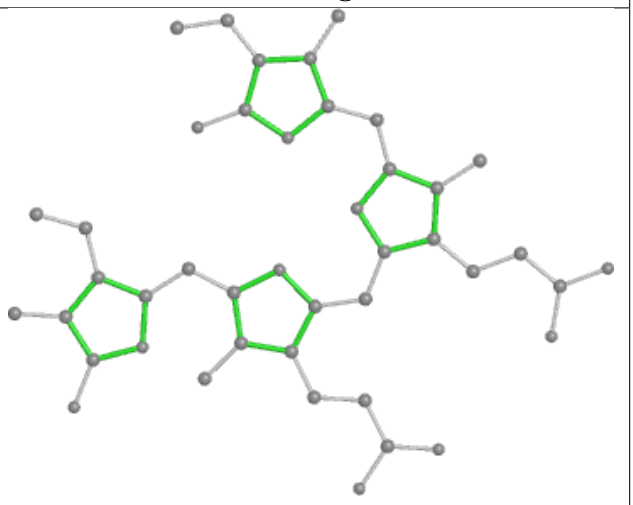

Rings

Ligand PEB c7 201

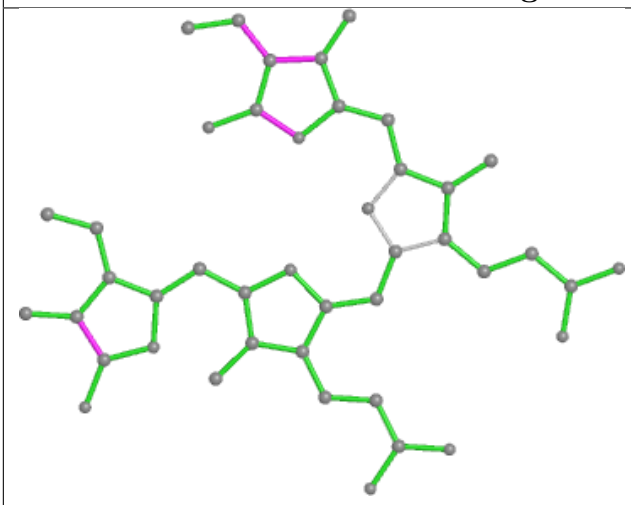

Bond lengths

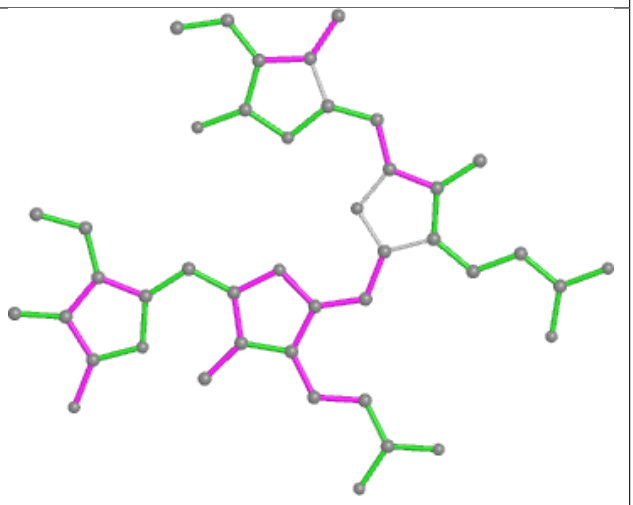

Bond angles

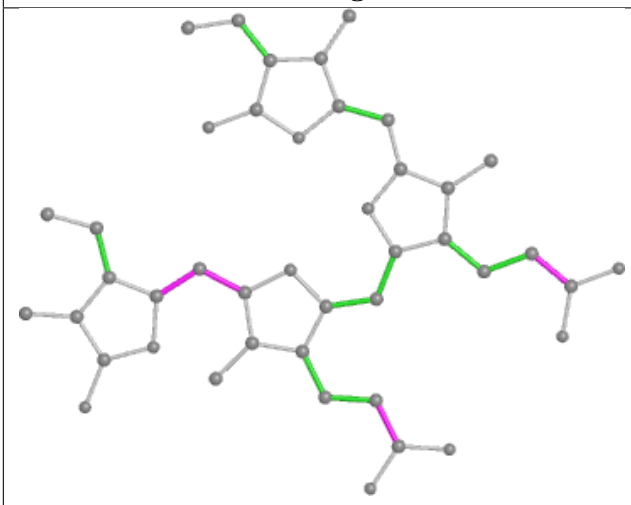

Torsions

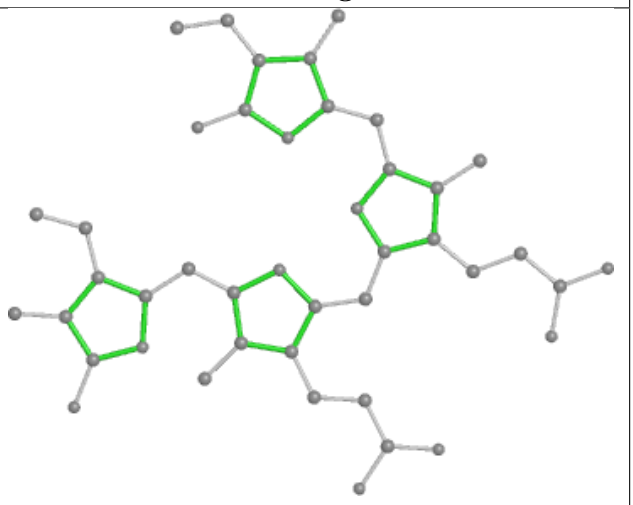

Rings

Ligand PEB aE 202

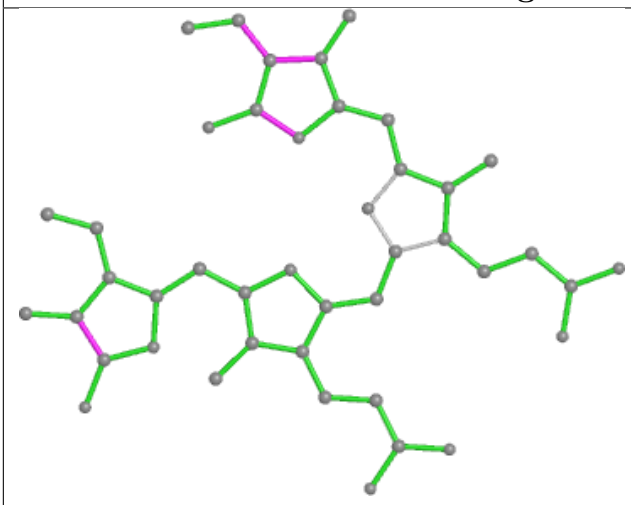

Bond lengths

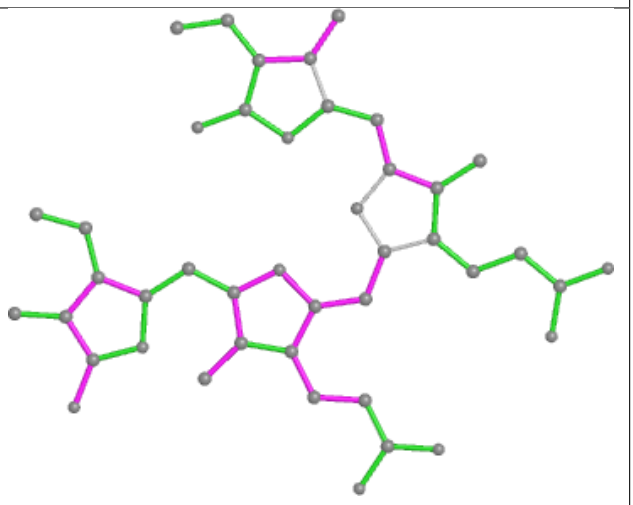

Bond angles

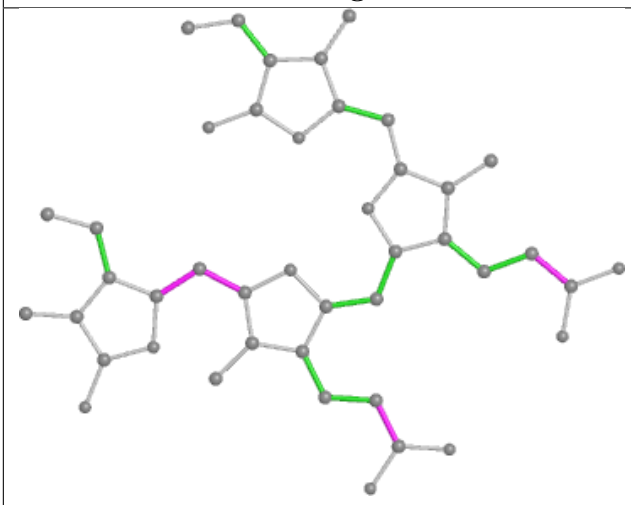

Torsions

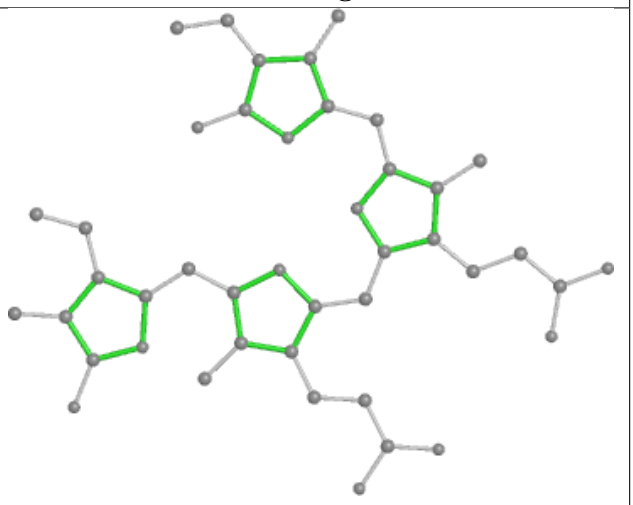

Rings

Ligand PEB y6 203

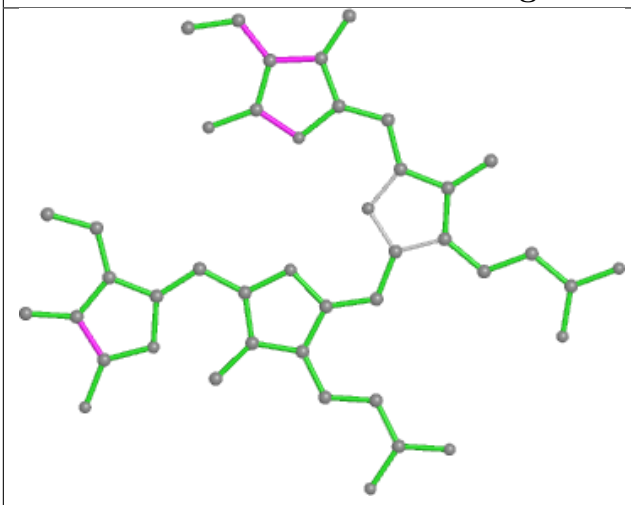

Bond lengths

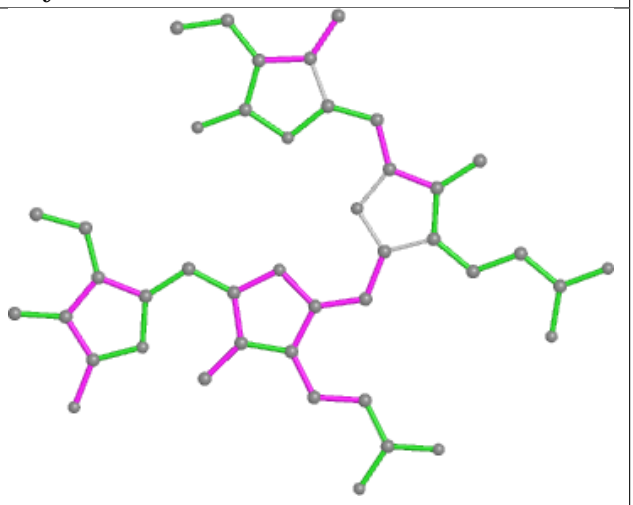

Bond angles

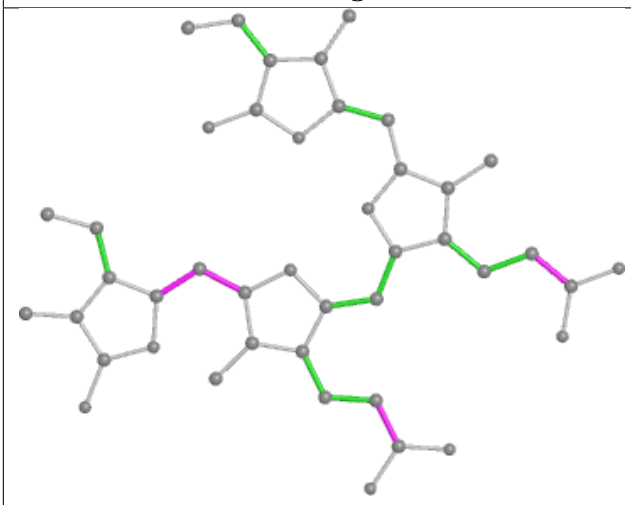

Torsions

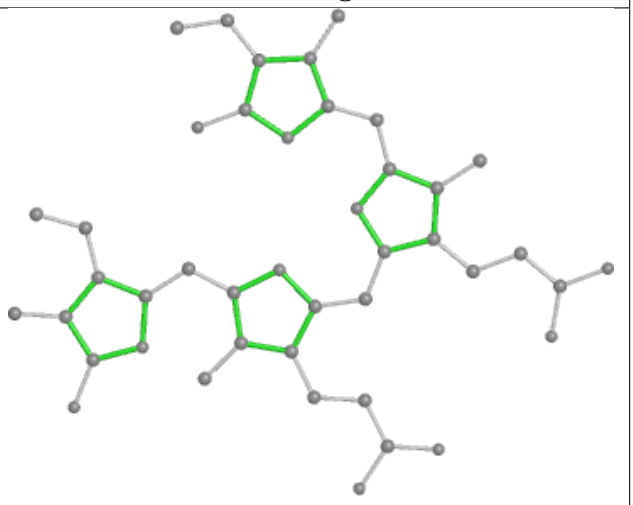

Rings

Ligand PEB cs 201

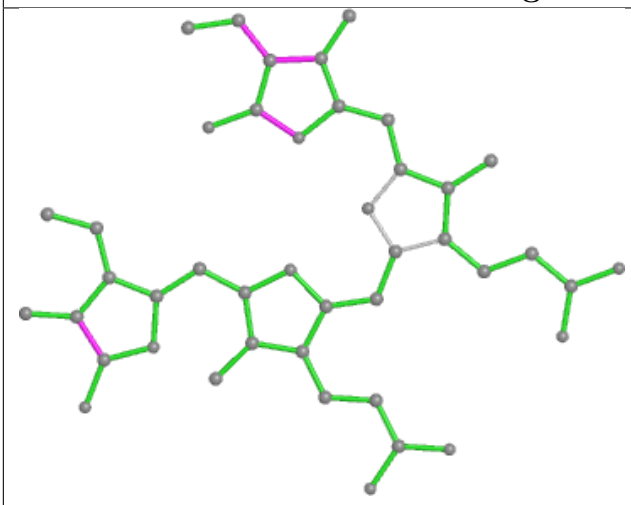

Bond lengths

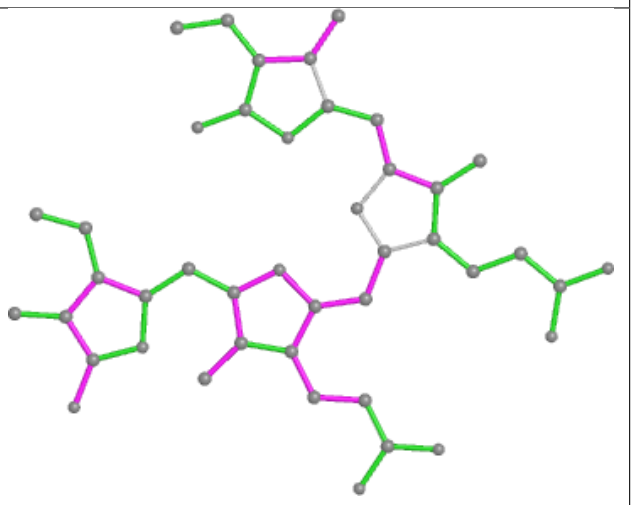

Bond angles

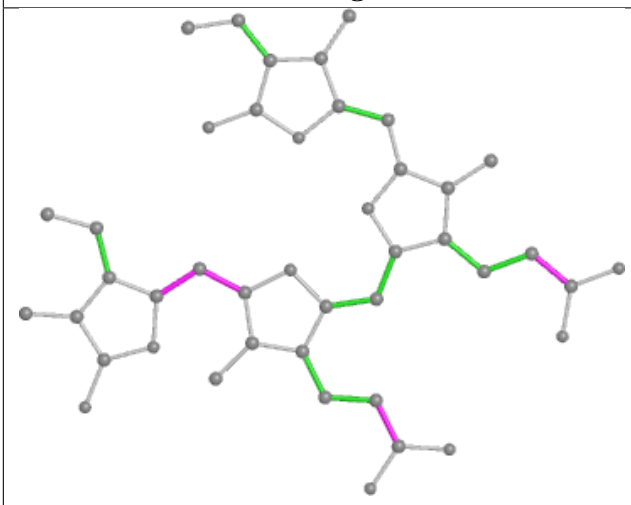

Torsions

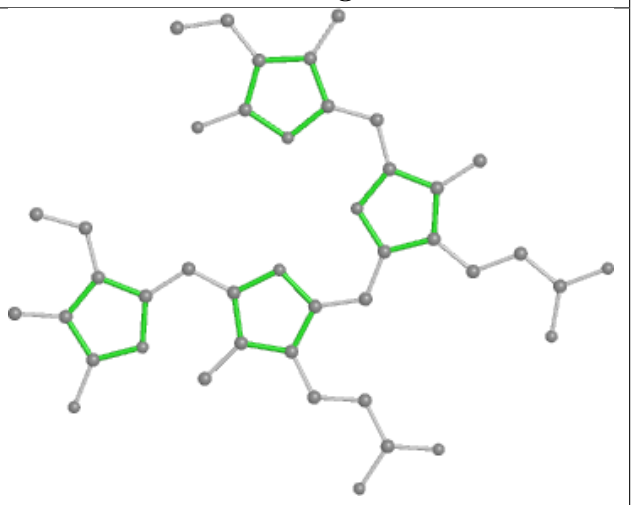

Rings

Ligand PEB t5 202

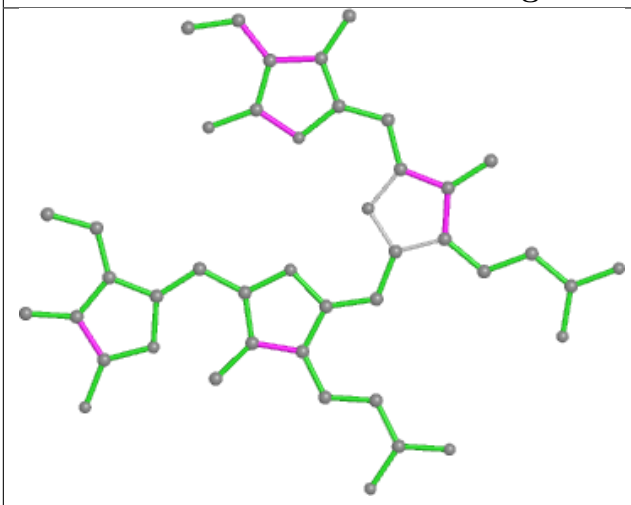

Bond lengths

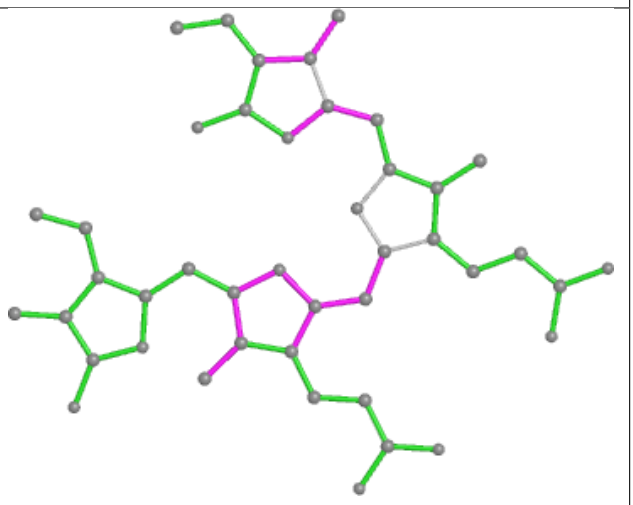

Bond angles

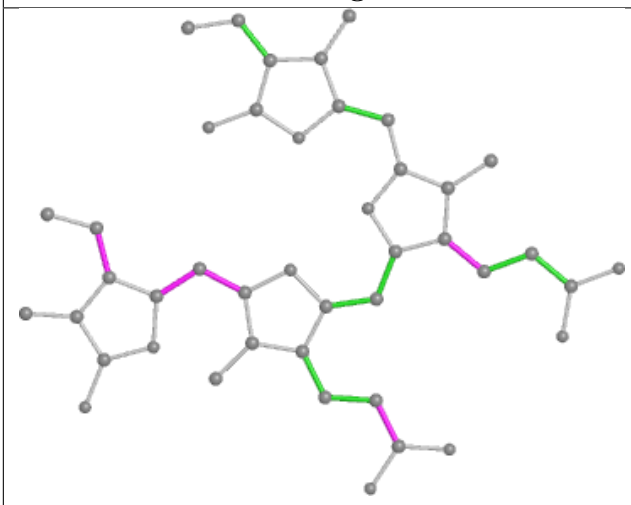

Torsions

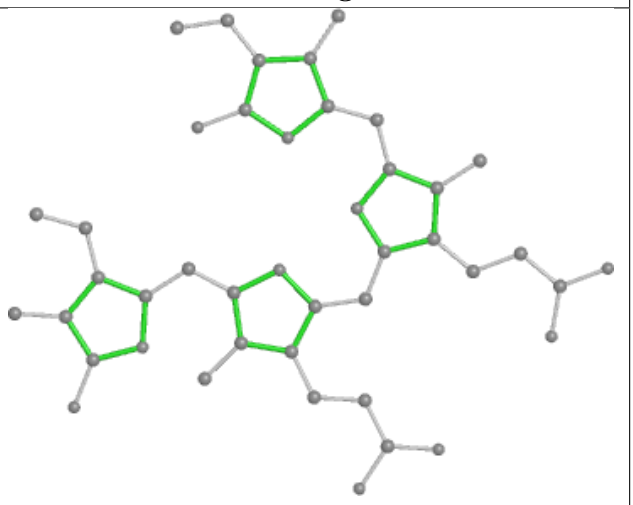

Rings

Ligand PEB R2 202

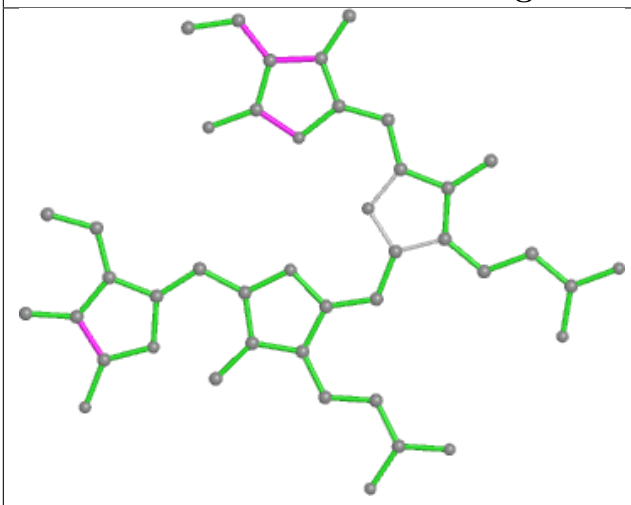

Bond lengths

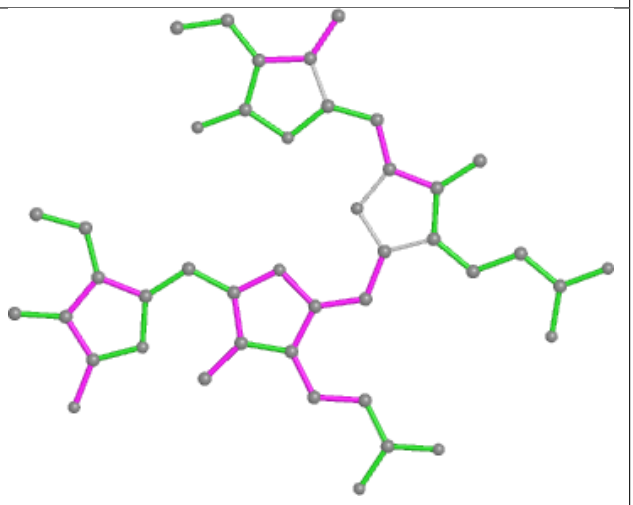

Bond angles

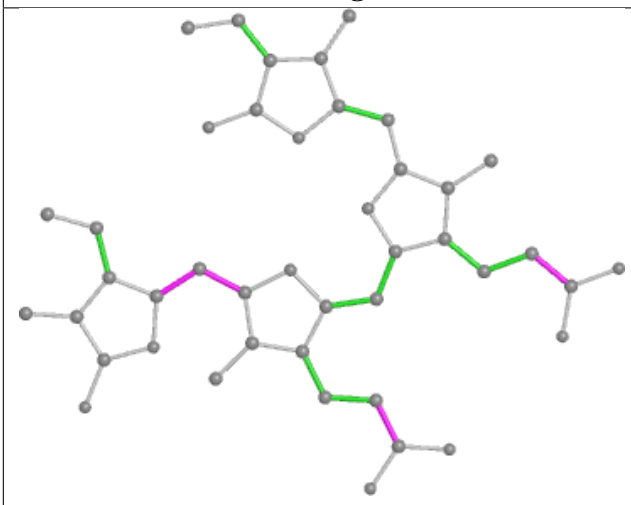

Torsions

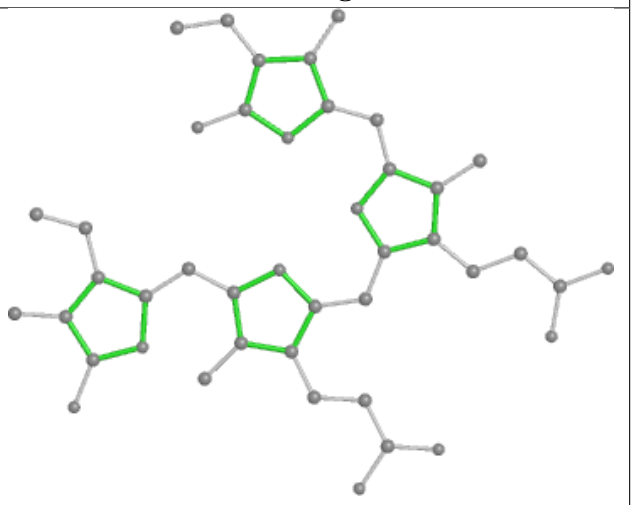

Rings

Ligand CYC S1 201

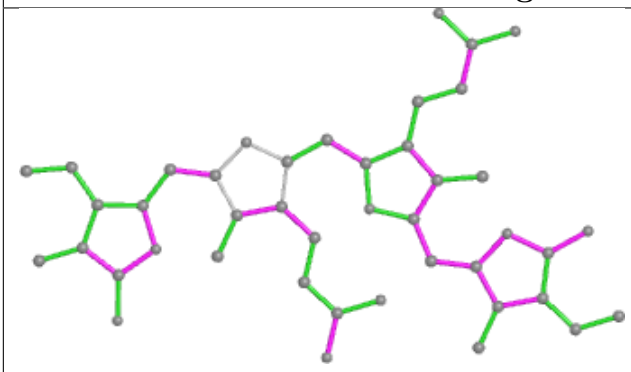

Bond lengths

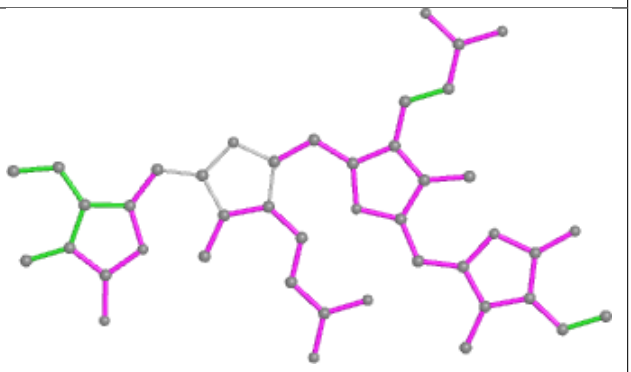

Bond angles

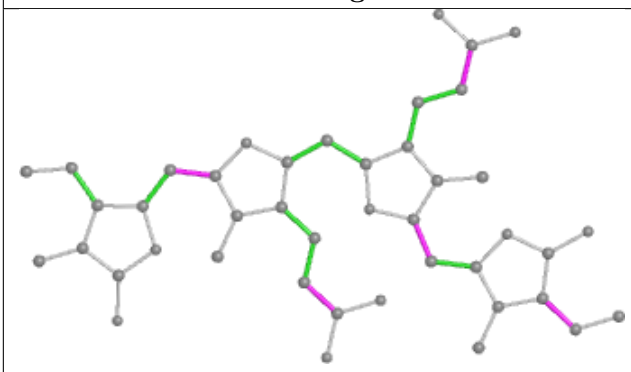

Torsions

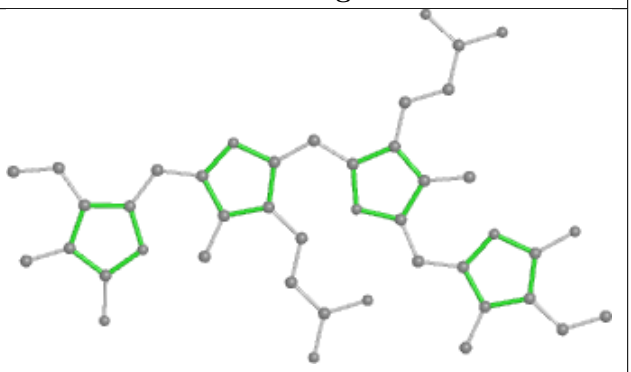

Rings

Ligand PEB cu 201

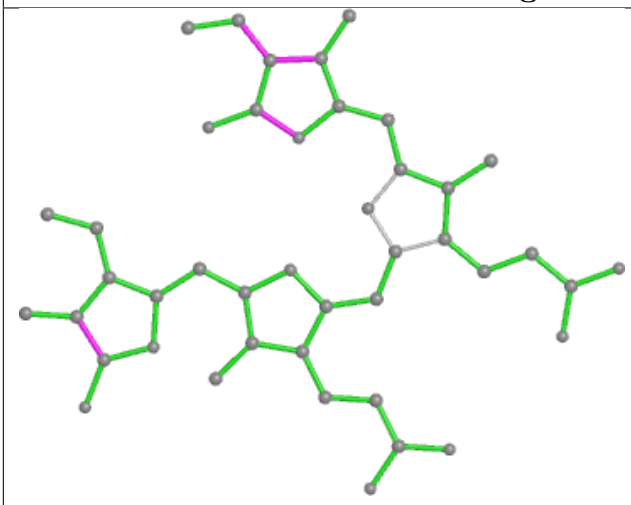

Bond lengths

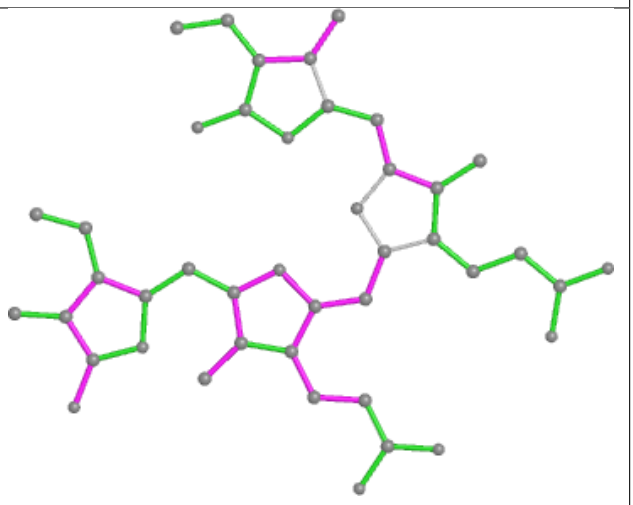

Bond angles

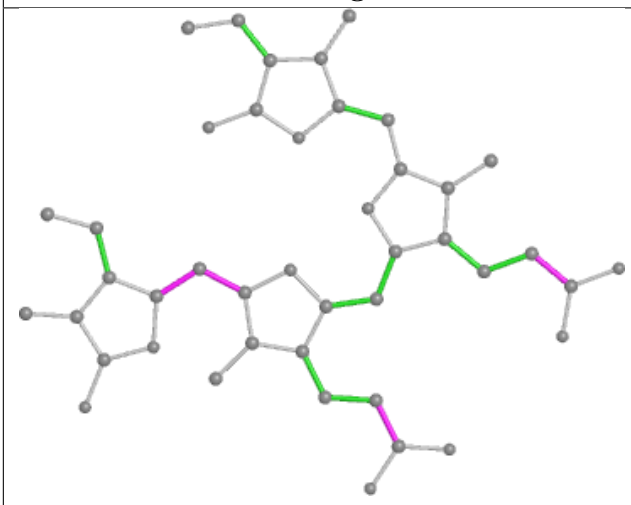

Torsions

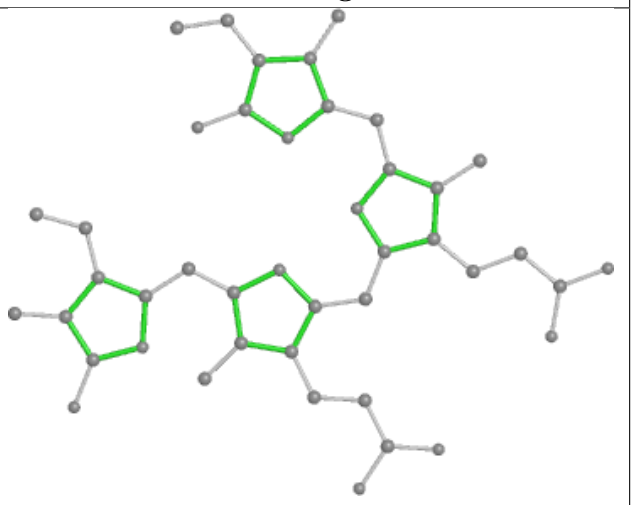

Rings

Ligand PEB P7 202

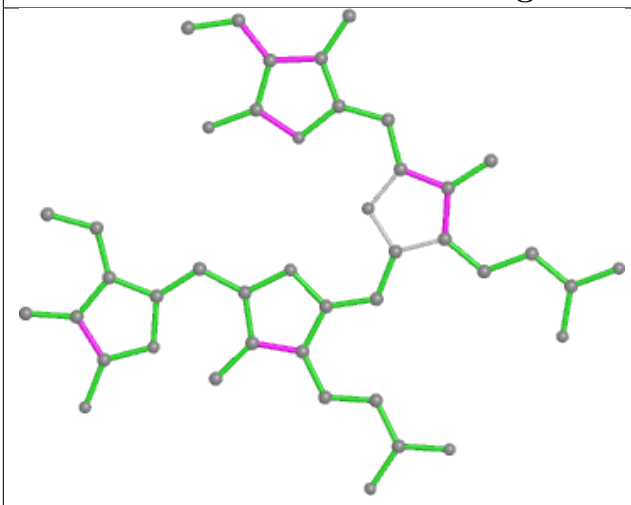

Bond lengths

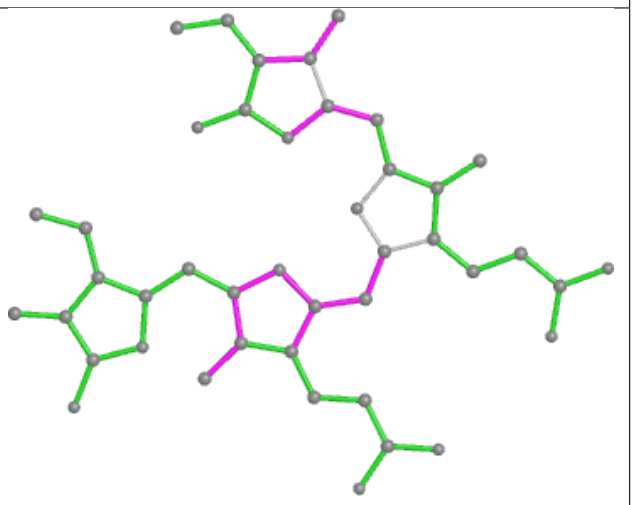

Bond angles

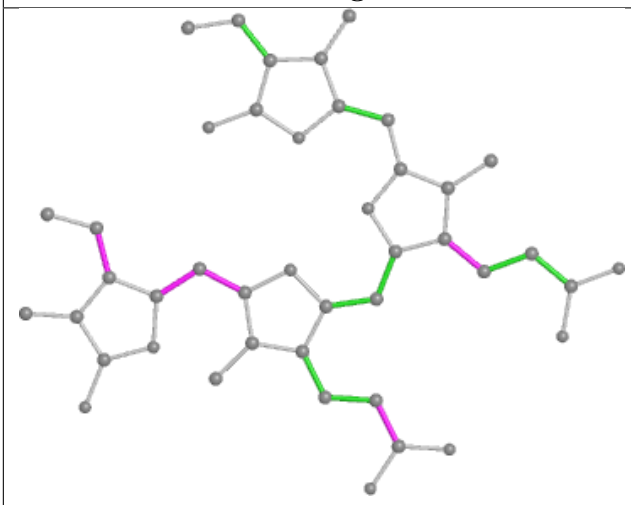

Torsions

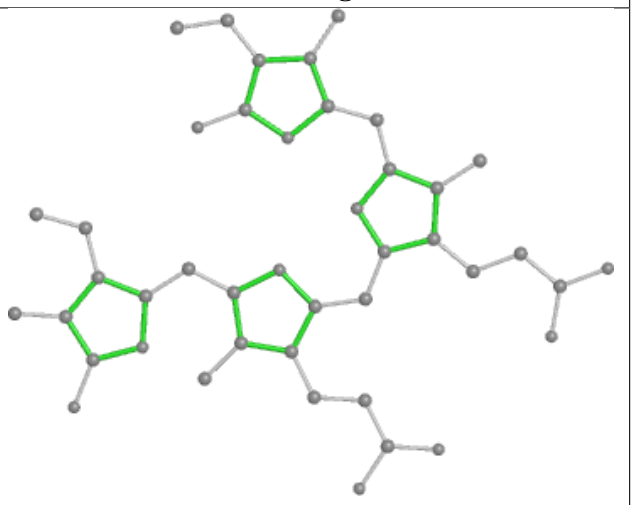

Rings

Ligand PEB h6 201

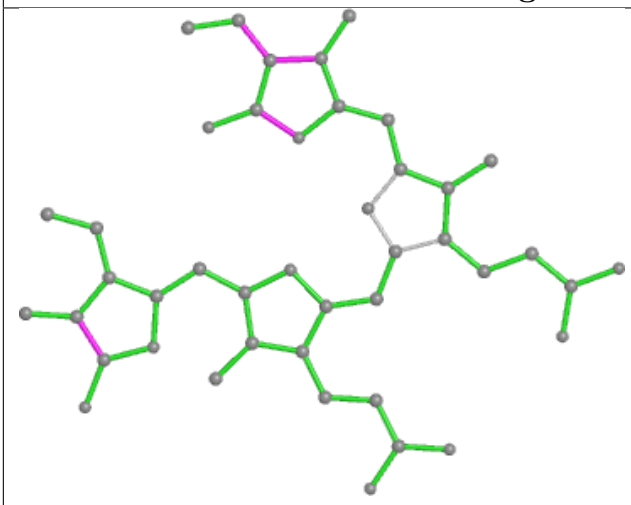

Bond lengths

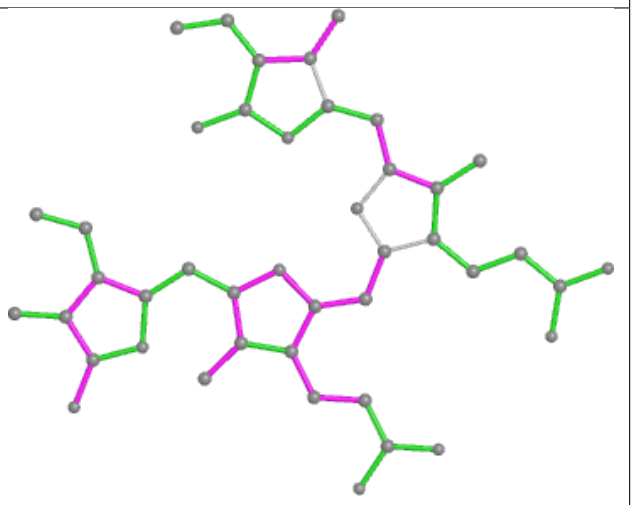

Bond angles

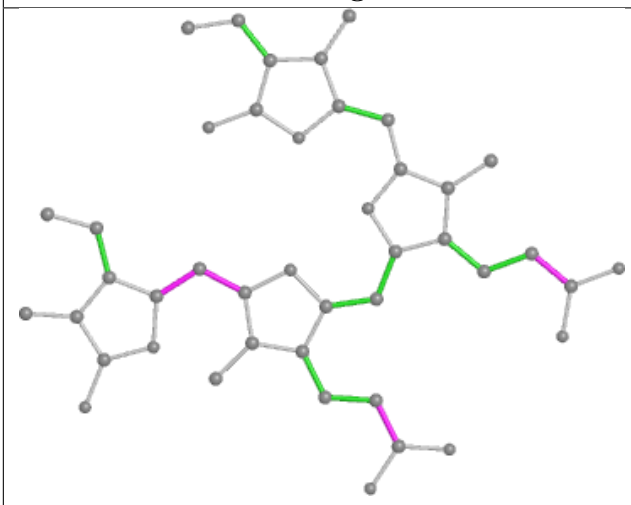

Torsions

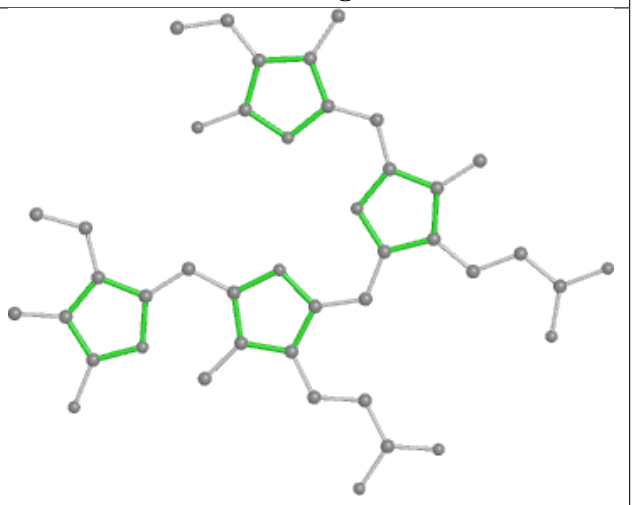

Rings

Ligand PEB kV 1001

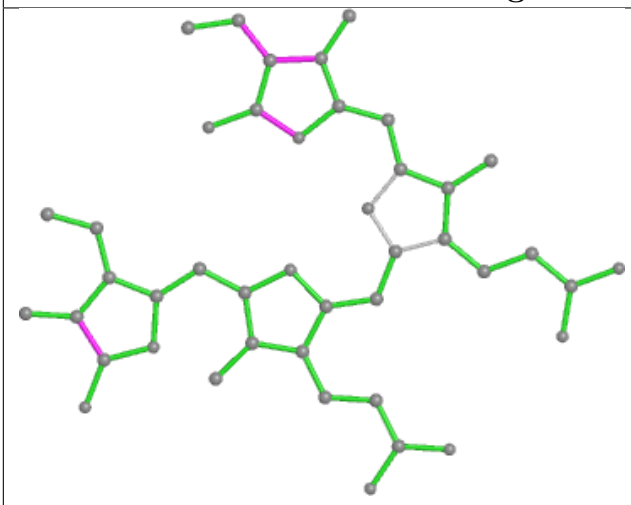

Bond lengths

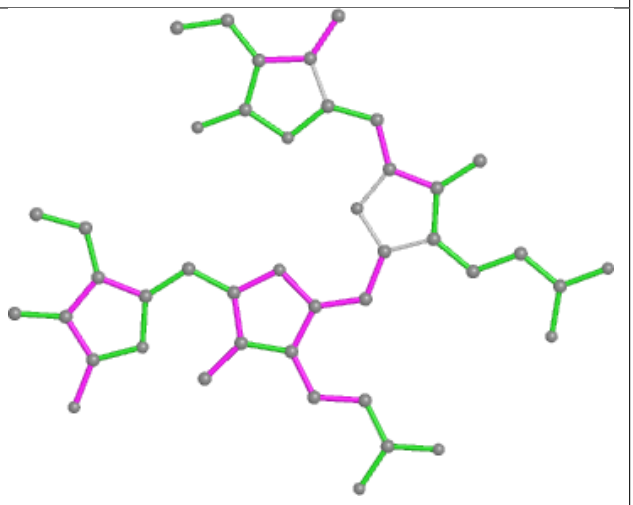

Bond angles

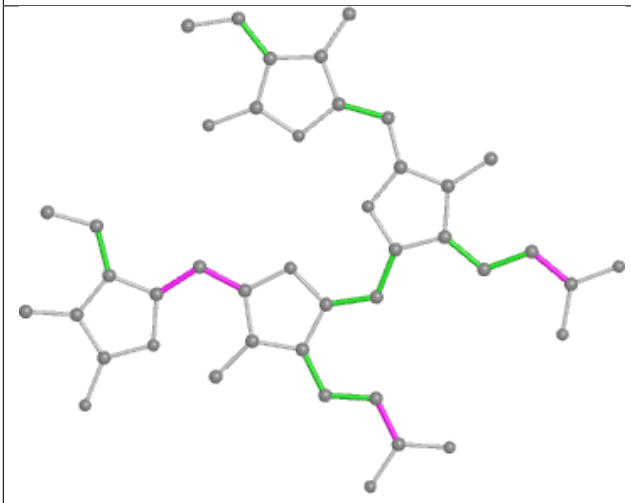

Torsions

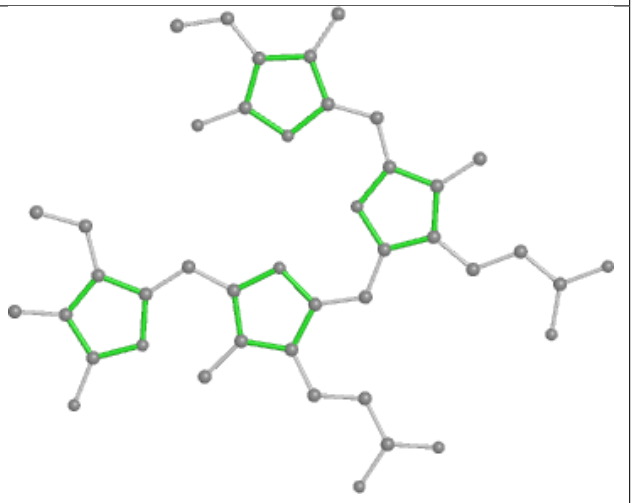

Rings

Ligand PUB br 203

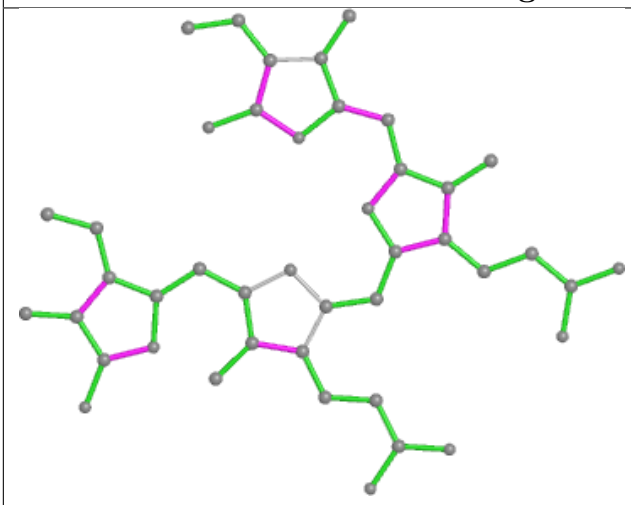

Bond lengths

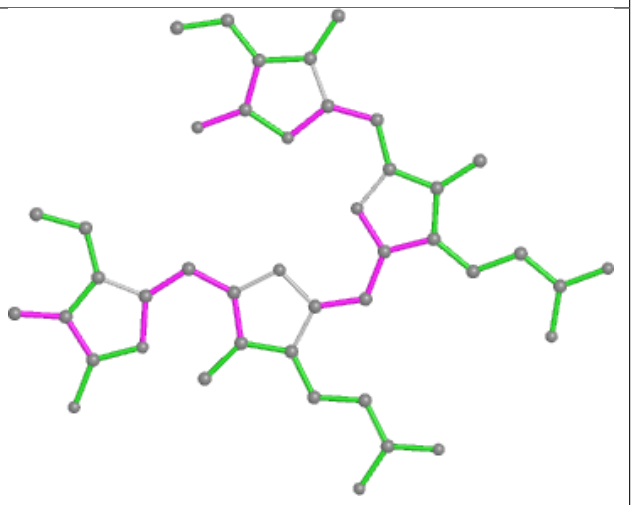

Bond angles

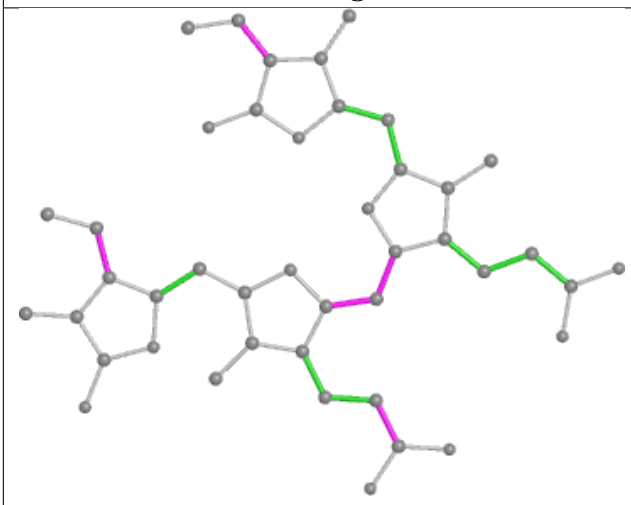

Torsions

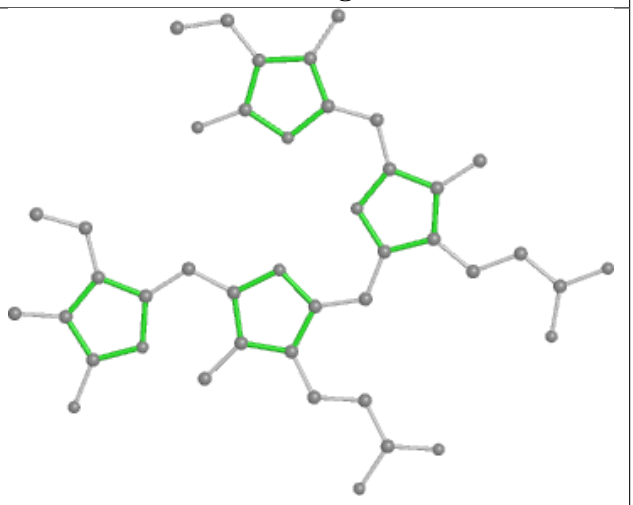

Rings

Ligand PEB b3 501

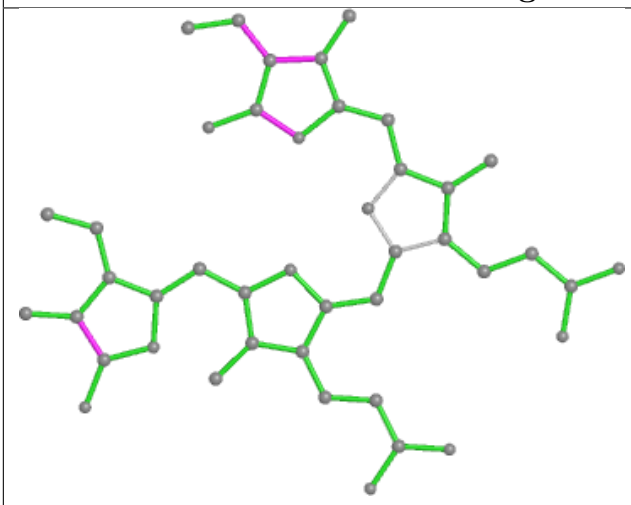

Bond lengths

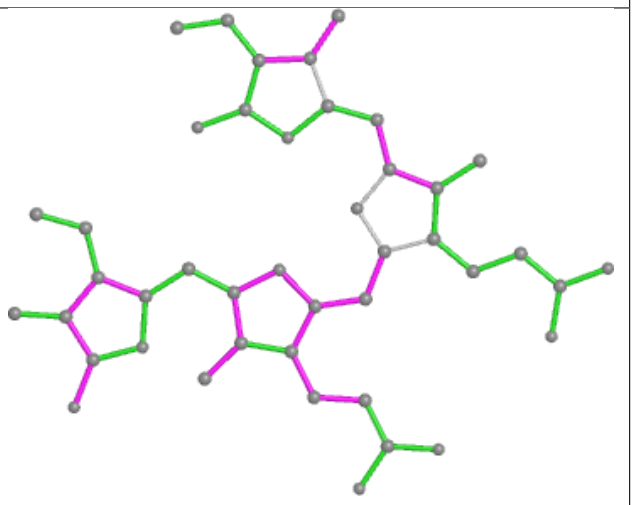

Bond angles

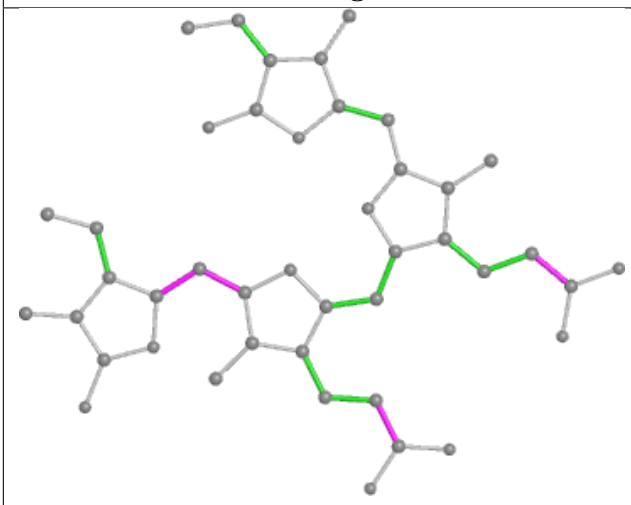

Torsions

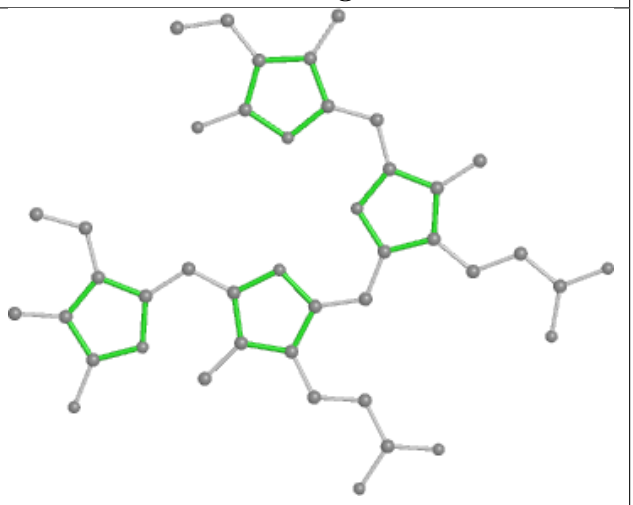

Rings

Ligand PEB eF 202

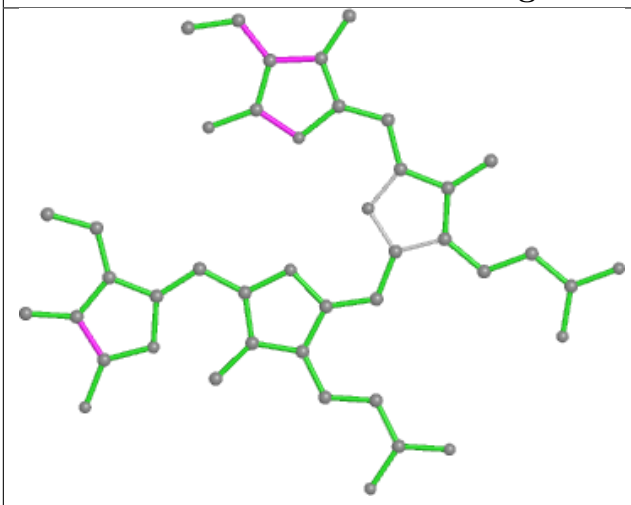

Bond lengths

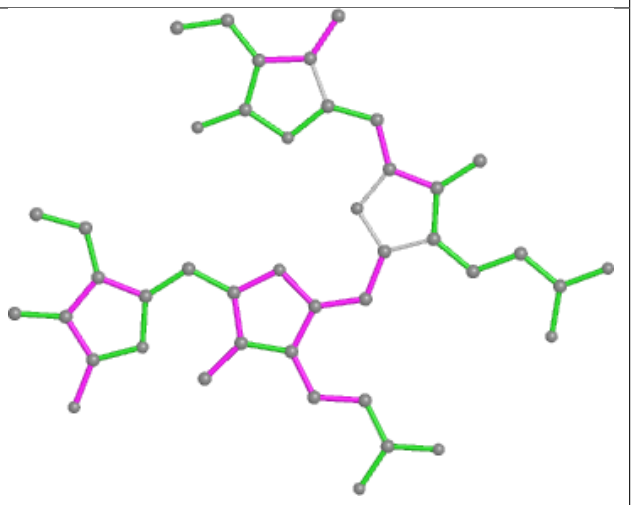

Bond angles

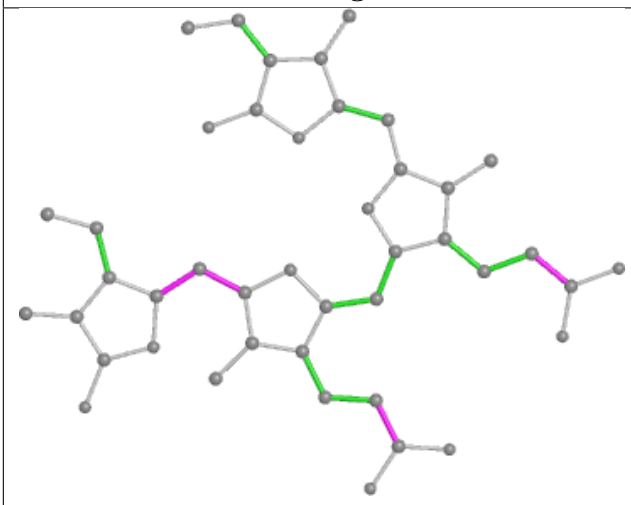

Torsions

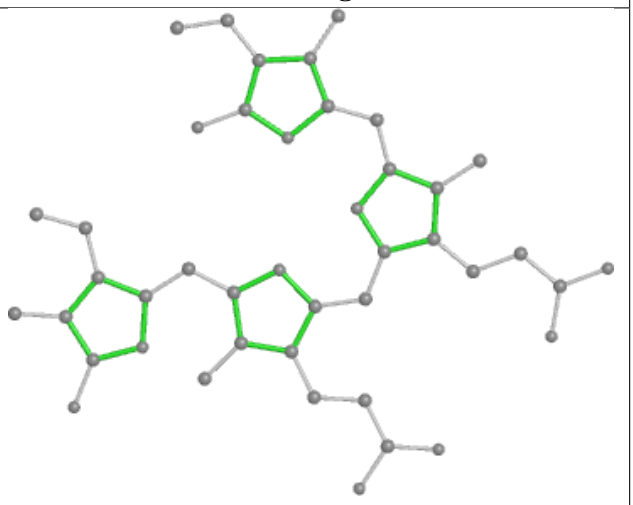

Rings

Ligand PEB ap 202

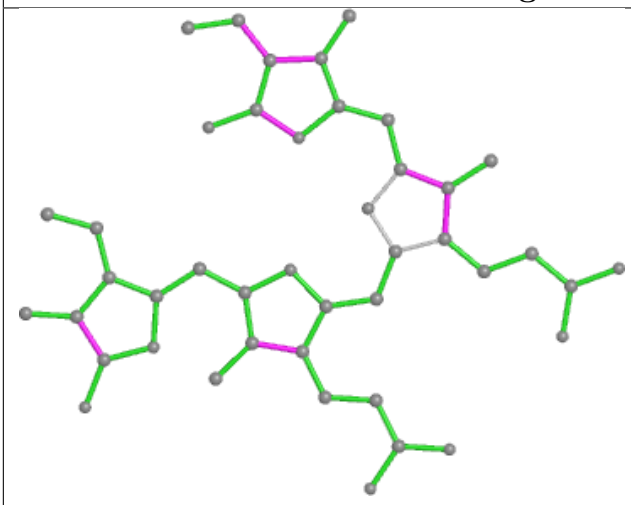

Bond lengths

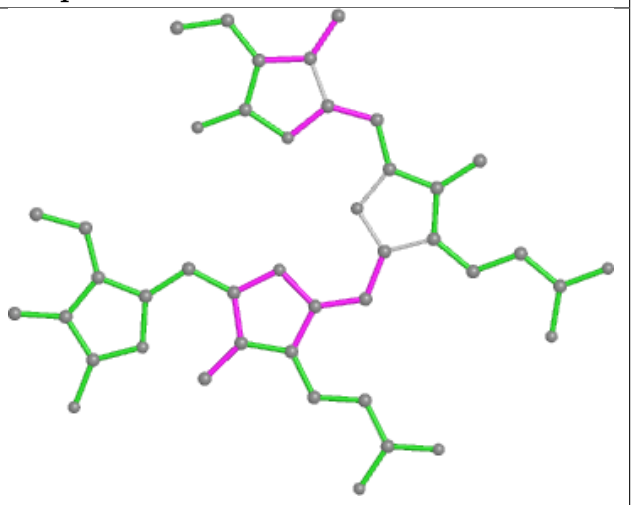

Bond angles

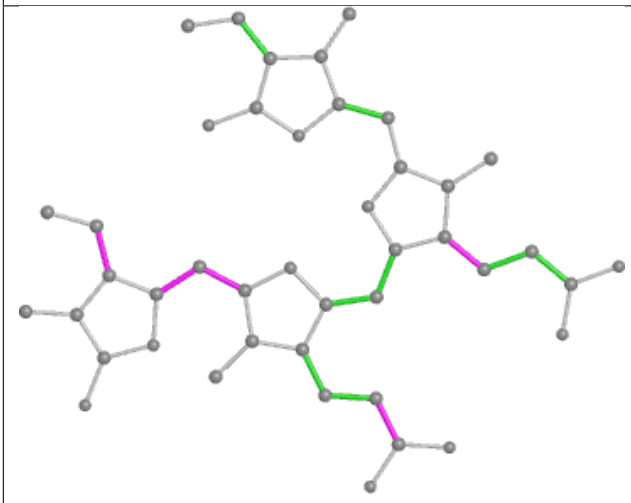

Torsions

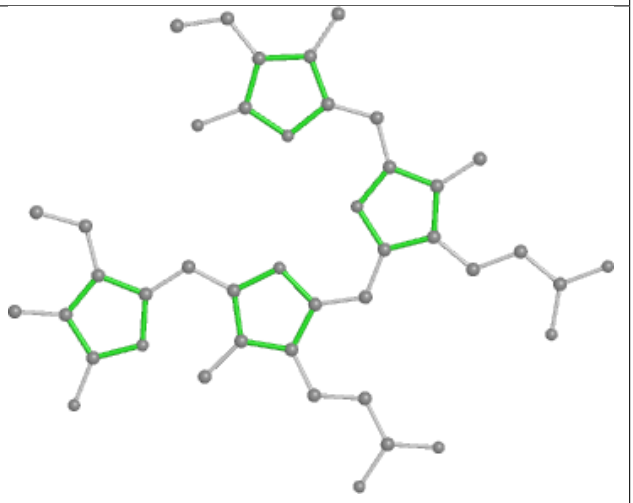

Rings

Ligand PEB au 202

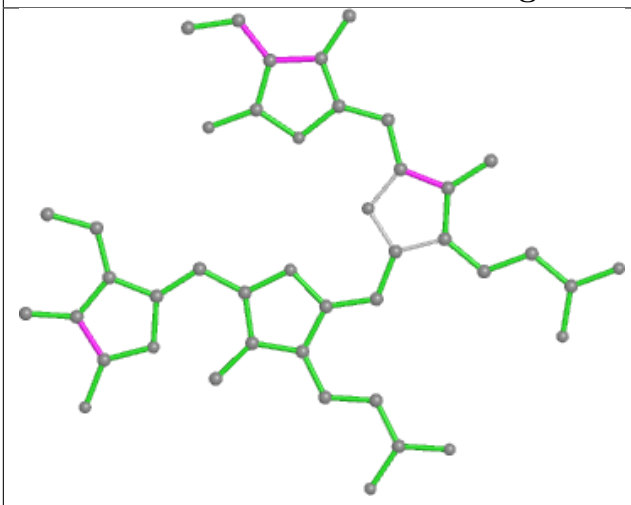

Bond lengths

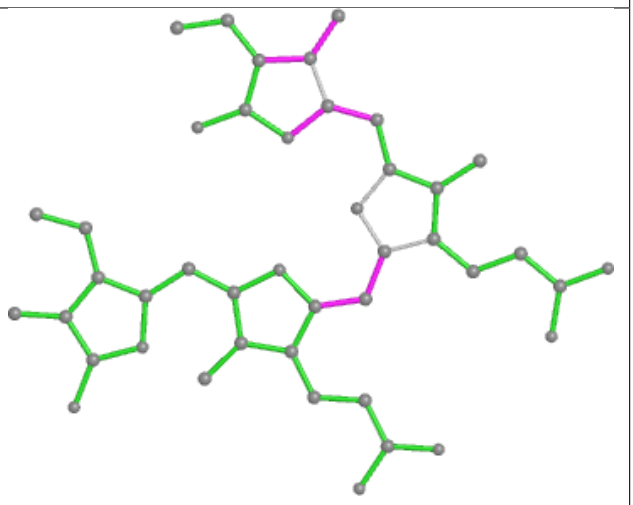

Bond angles

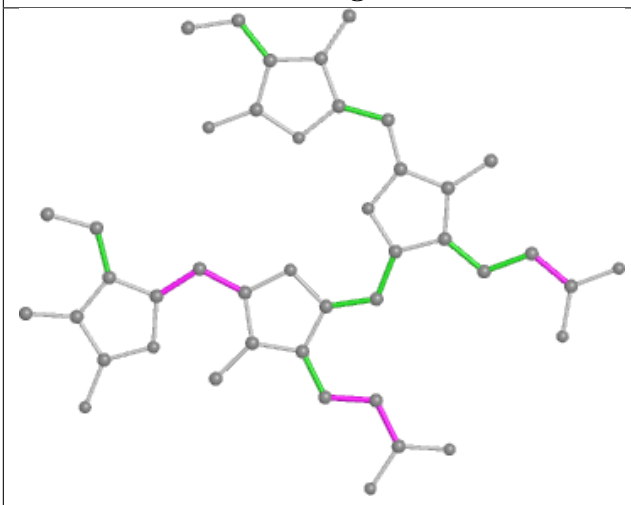

Torsions

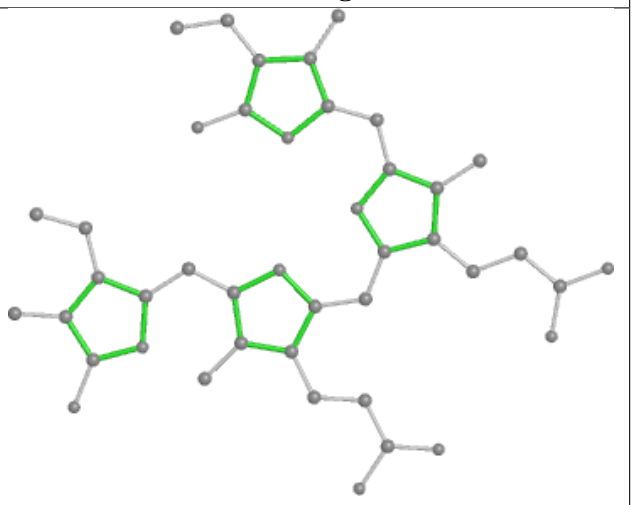

Rings

Ligand PEB bq 201

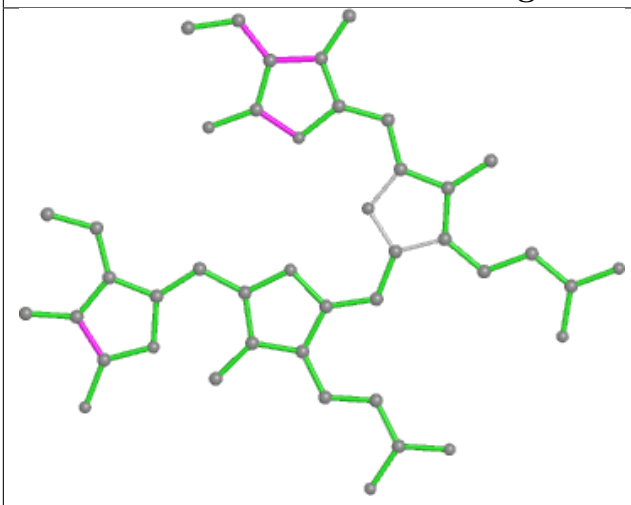

Bond lengths

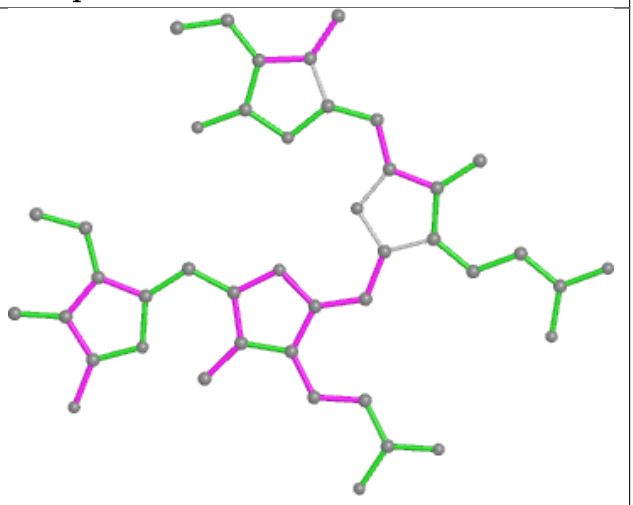

Bond angles

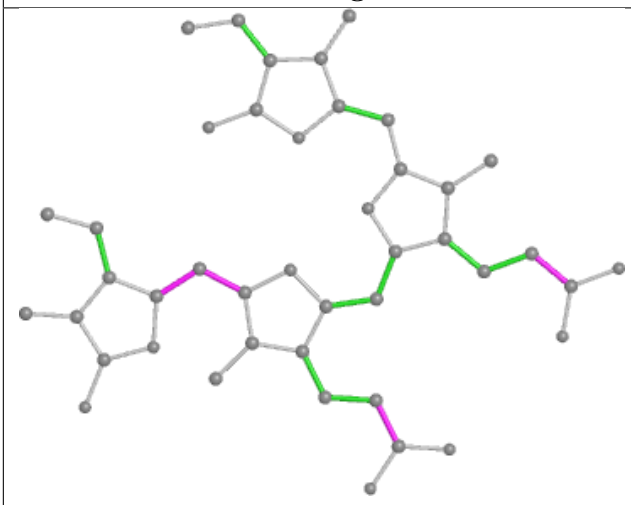

Torsions

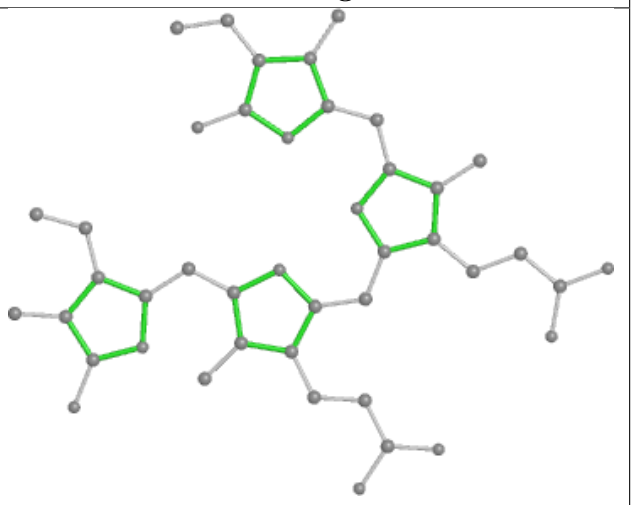

Rings

Ligand PUB L3 203

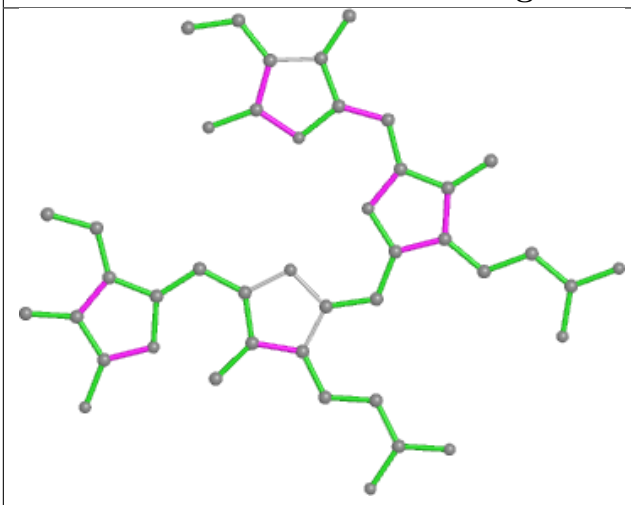

Bond lengths

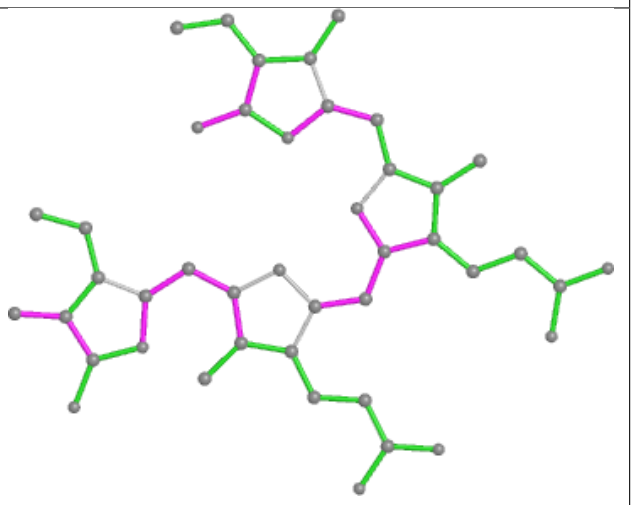

Bond angles

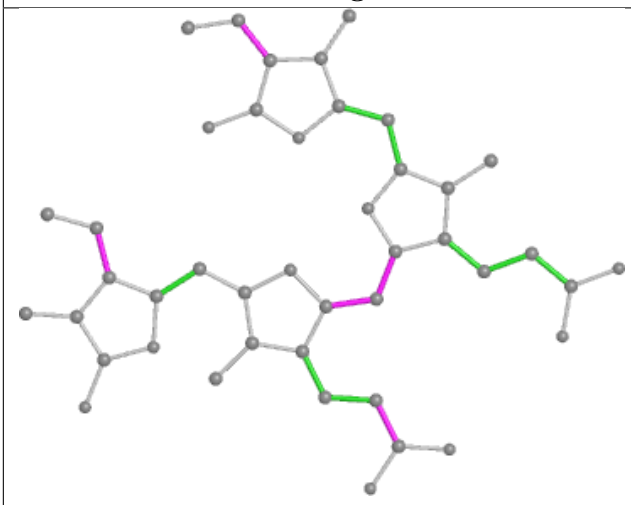

Torsions

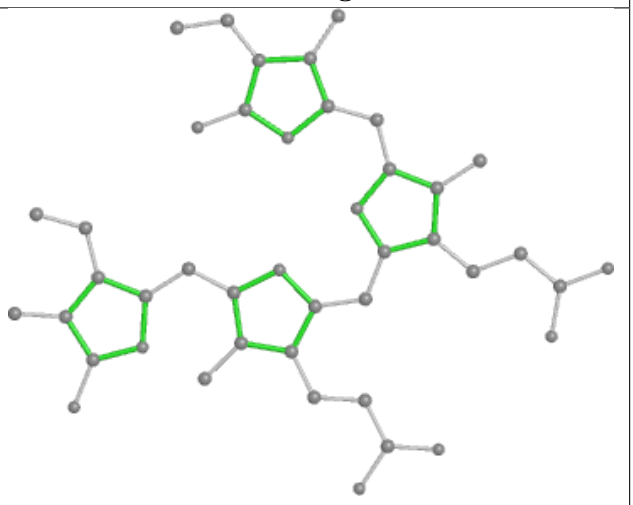

Rings

Ligand PEB hD 202

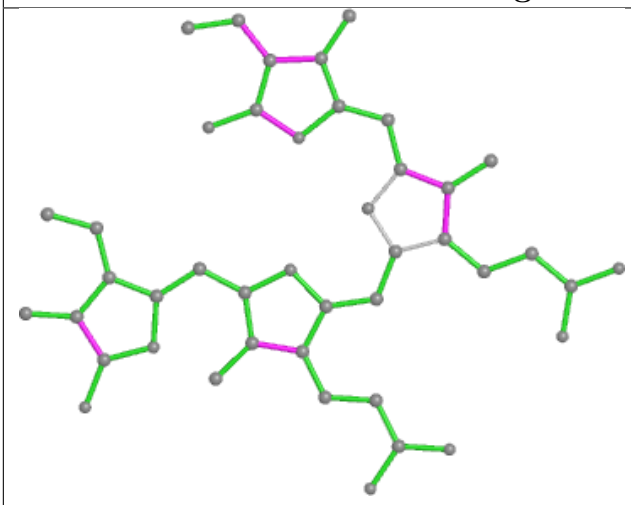

Bond lengths

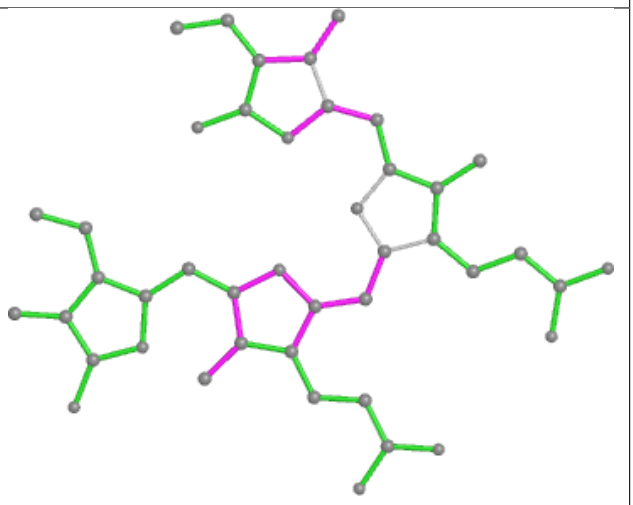

Bond angles

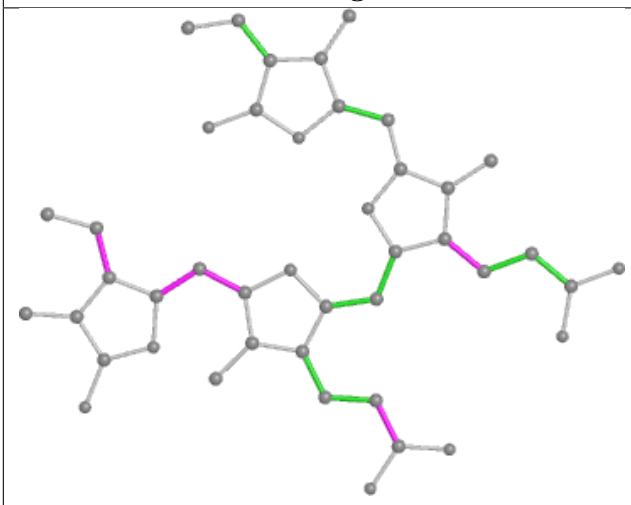

Torsions

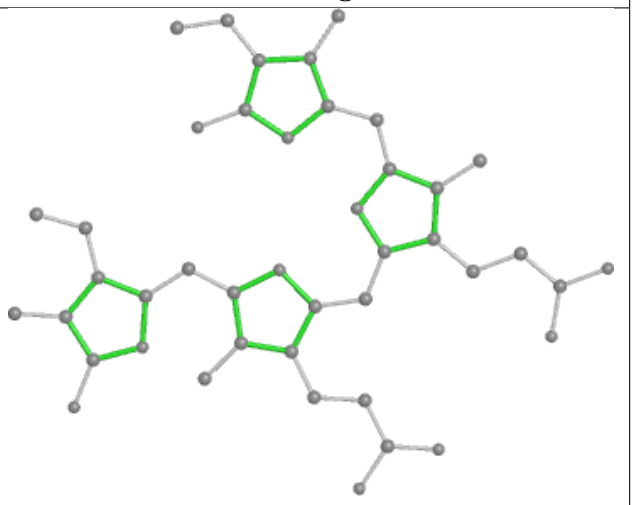

Rings

Ligand PEB dZ 1001

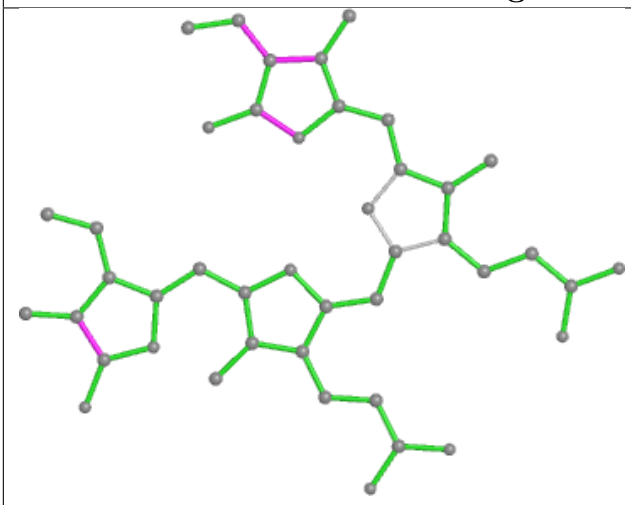

Bond lengths

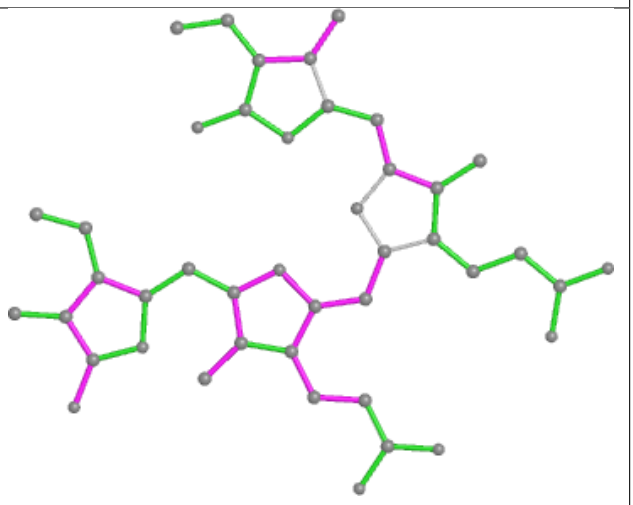

Bond angles

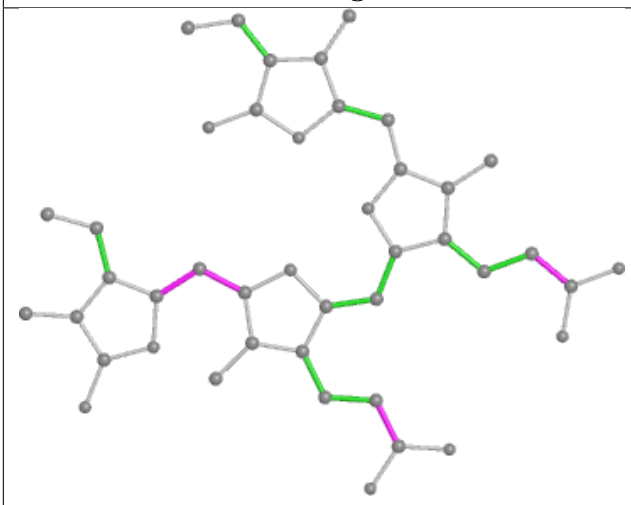

Torsions

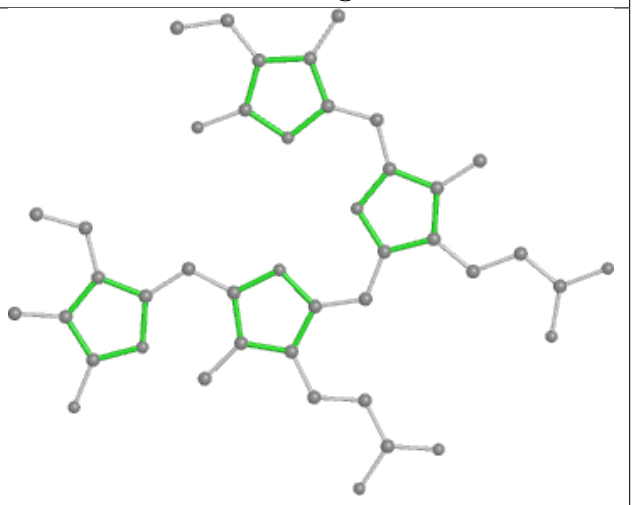

Rings

Ligand PEB cJ 202

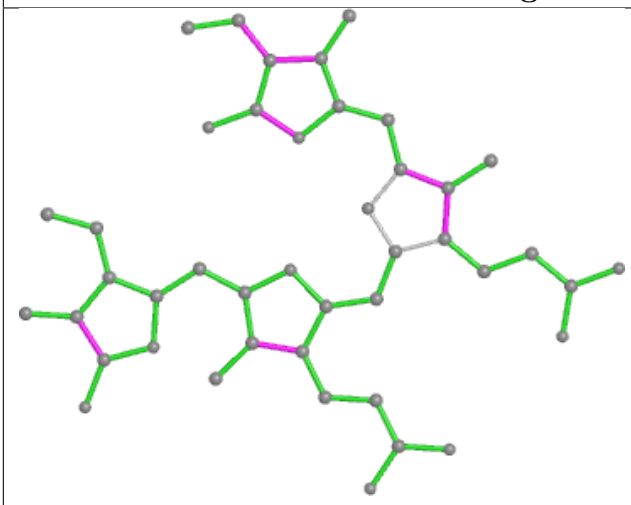

Bond lengths

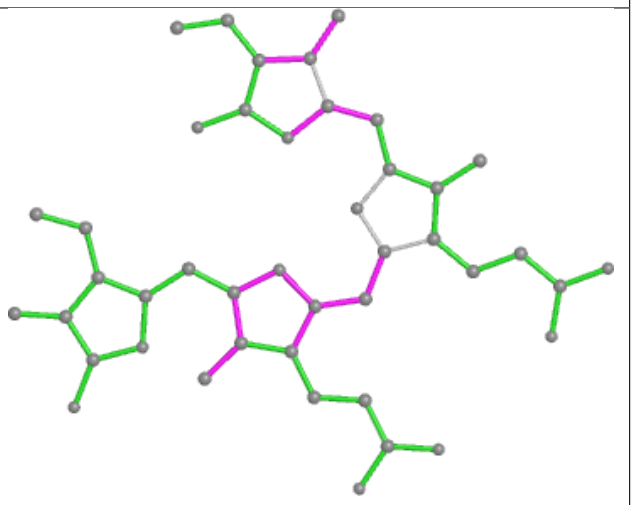

Bond angles

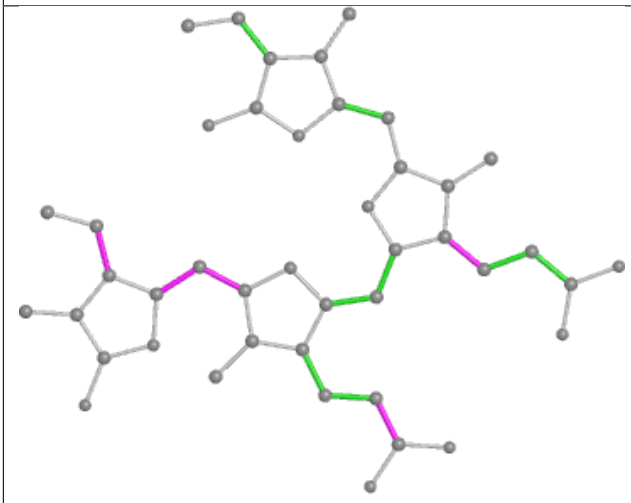

Torsions

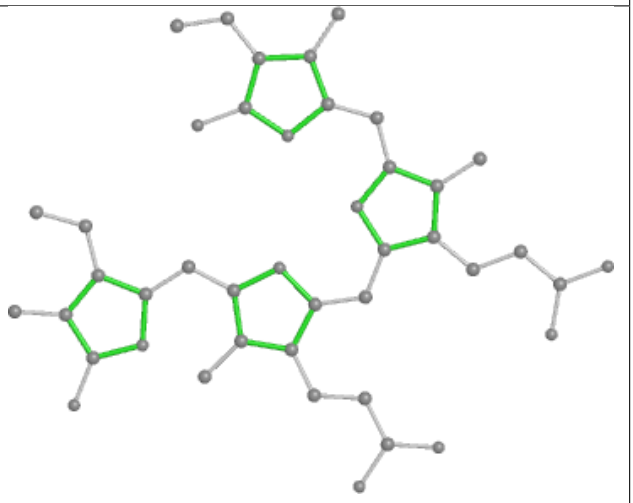

Rings

Ligand PEB bJ 201

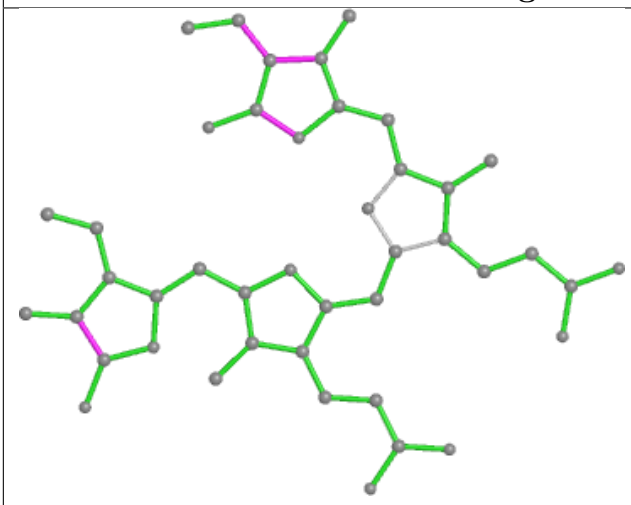

Bond lengths

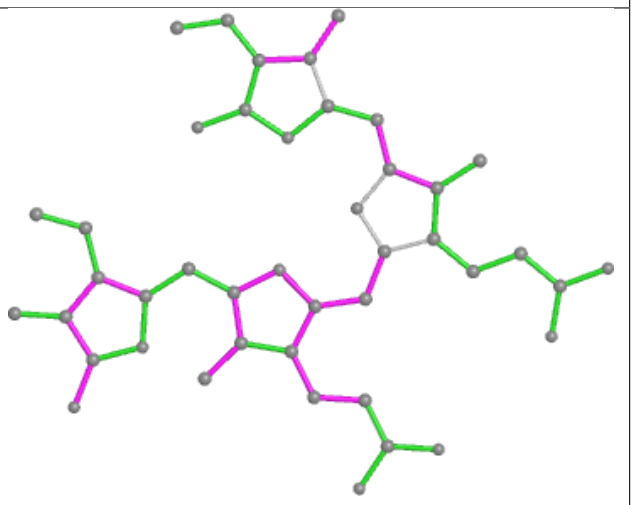

Bond angles

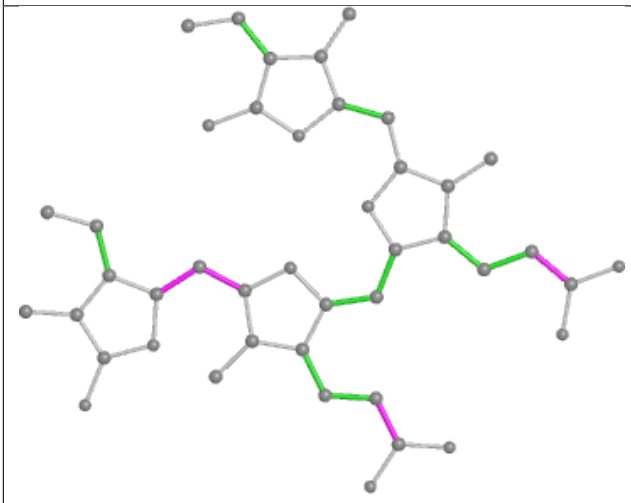

Torsions

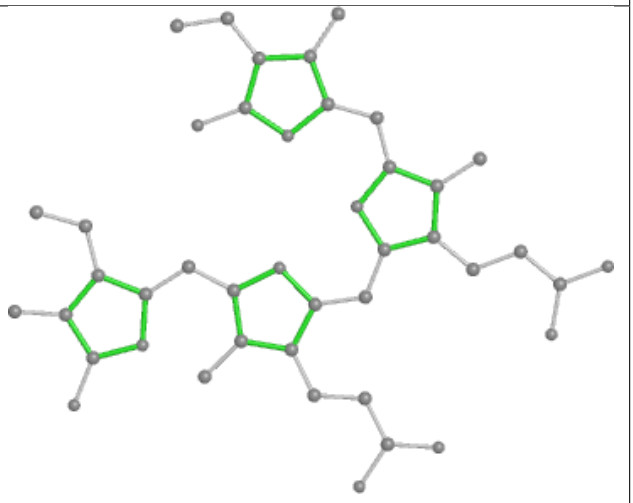

Rings

Ligand PUB R3 203

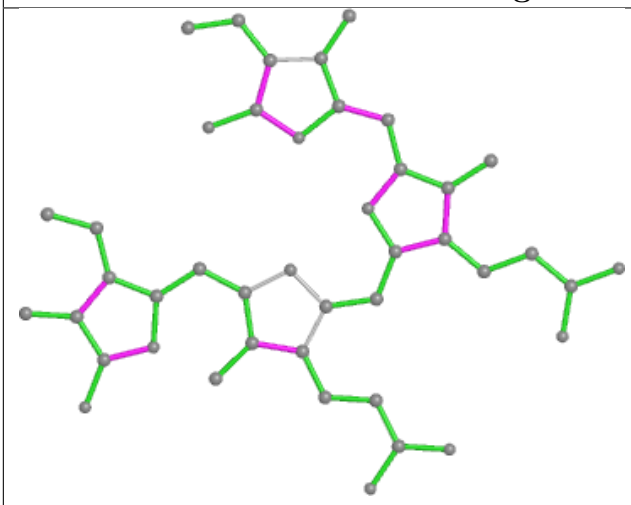

Bond lengths

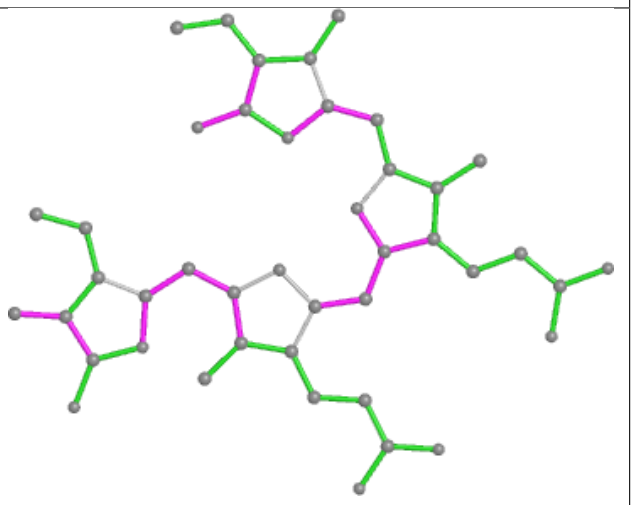

Bond angles

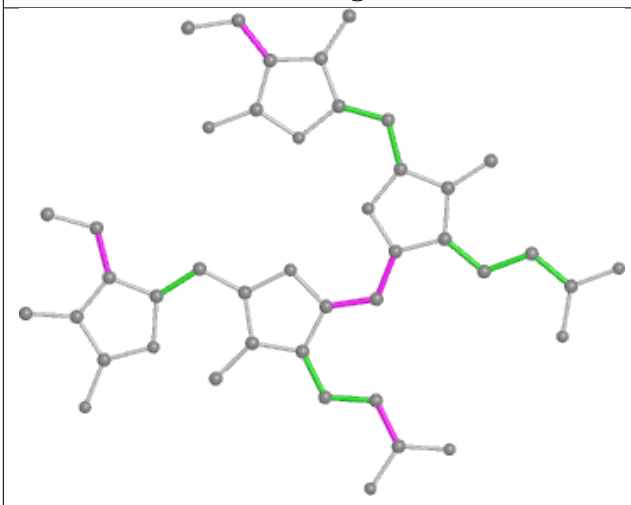

Torsions

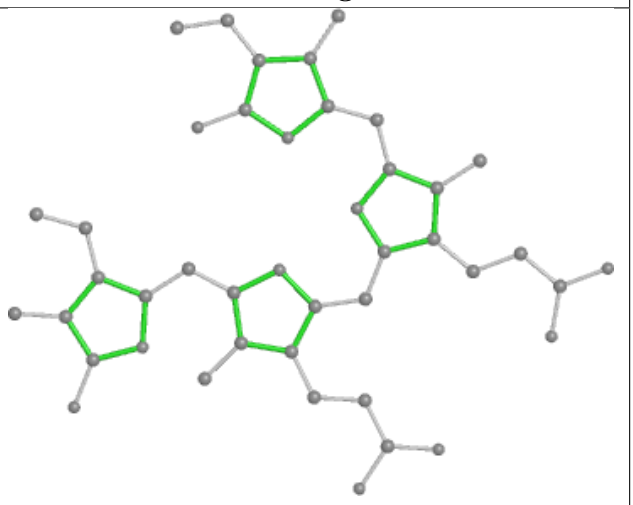

Rings

Ligand PEB o7 202

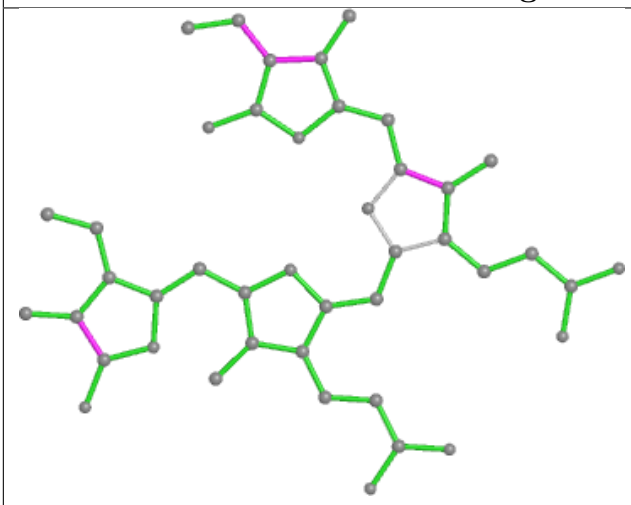

Bond lengths

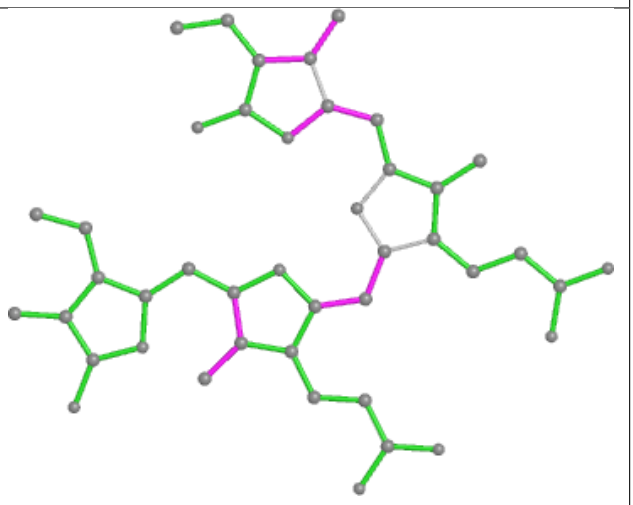

Bond angles

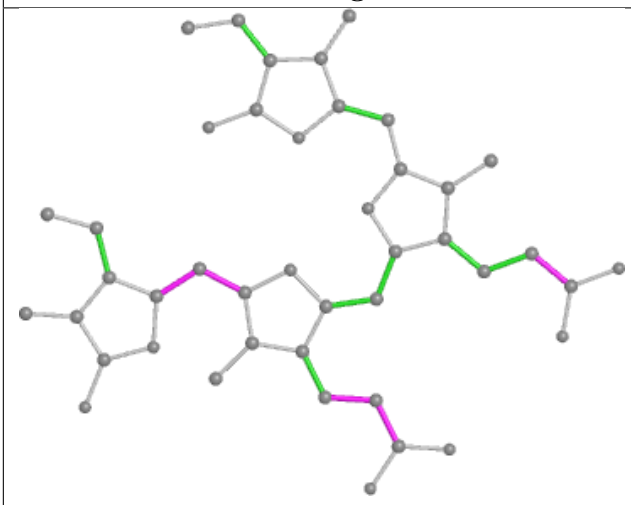

Torsions

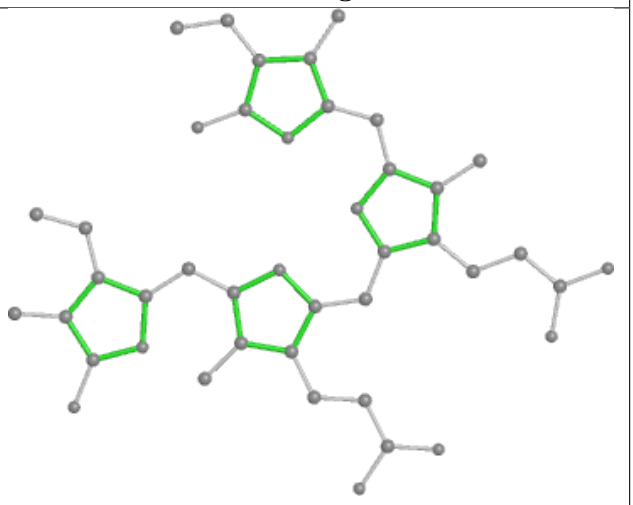

Rings

Ligand PEB Z6 201

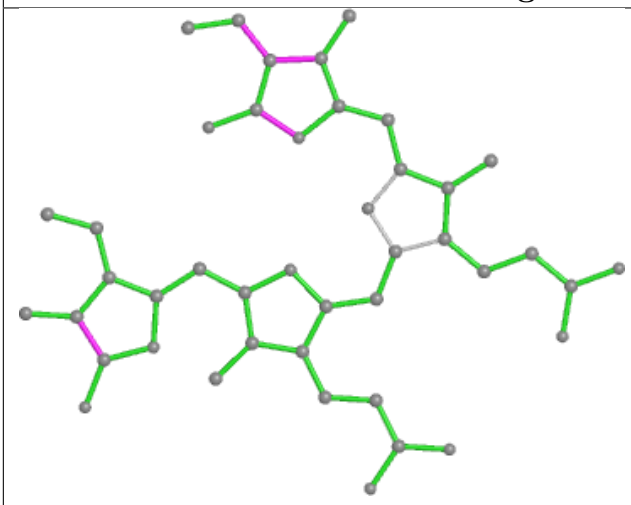

Bond lengths

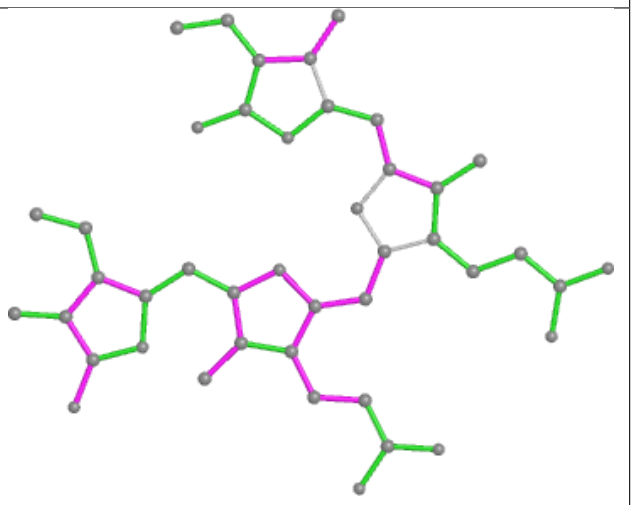

Bond angles

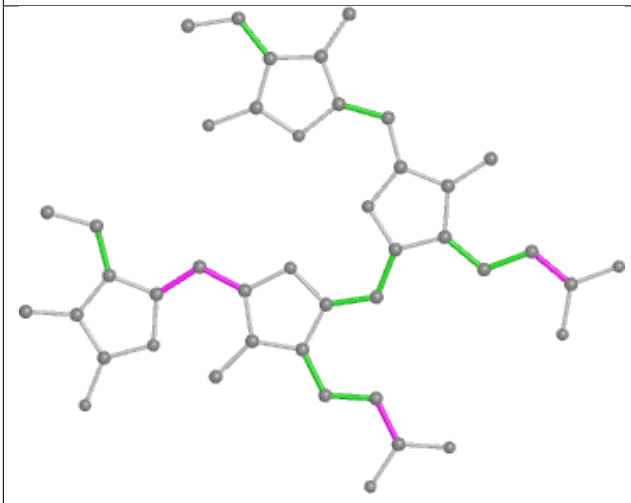

Torsions

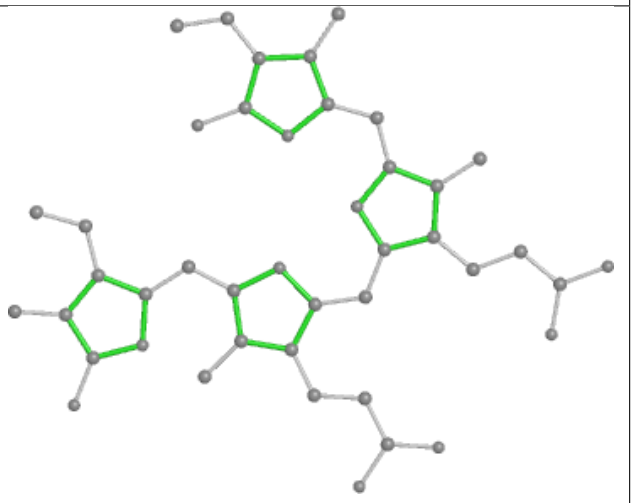

Rings

Ligand PEB eH 201

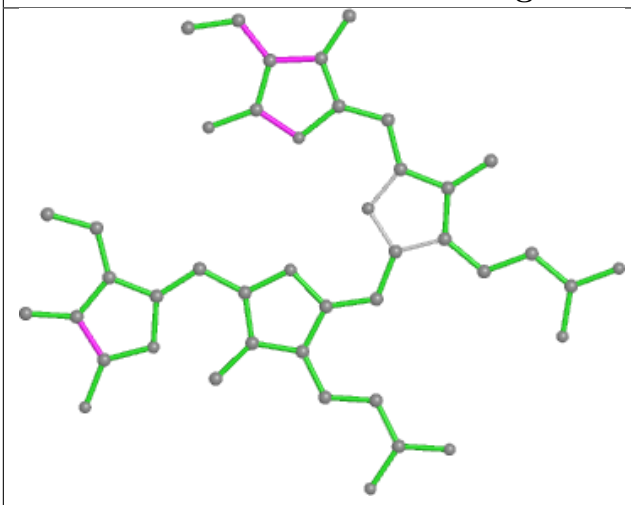

Bond lengths

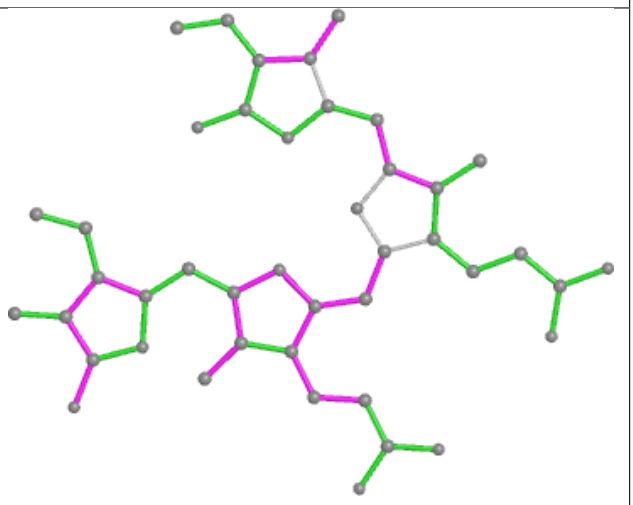

Bond angles

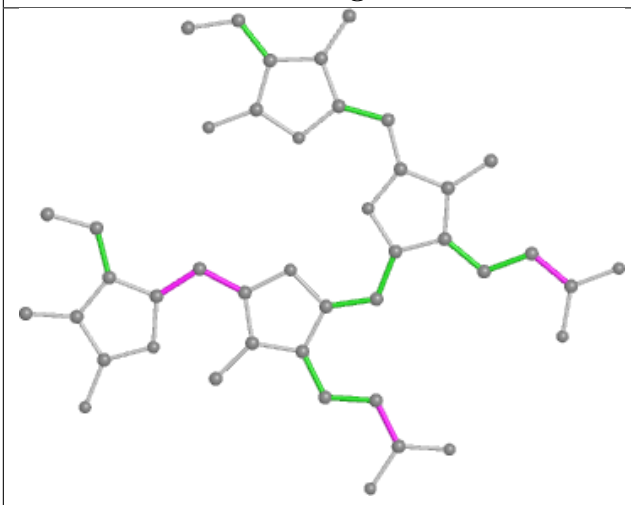

Torsions

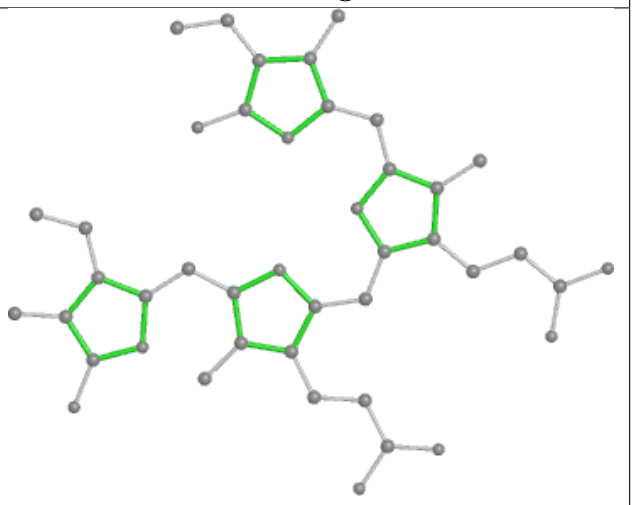

Rings

Ligand PUB bz 203

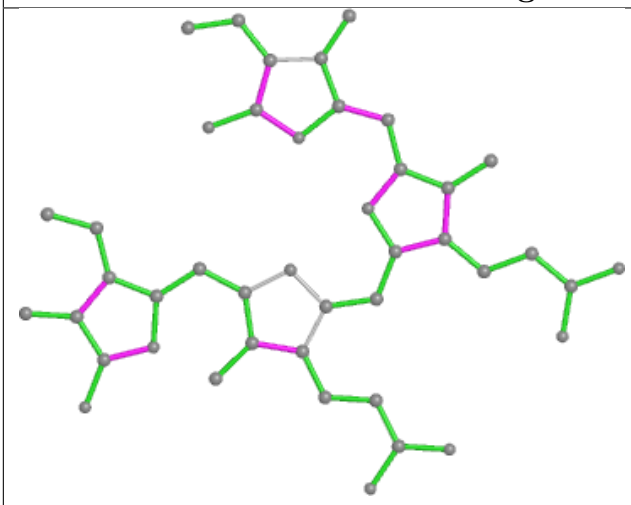

Bond lengths

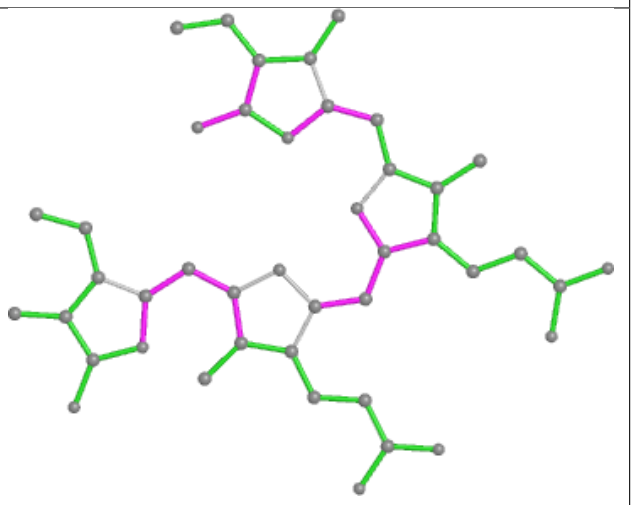

Bond angles

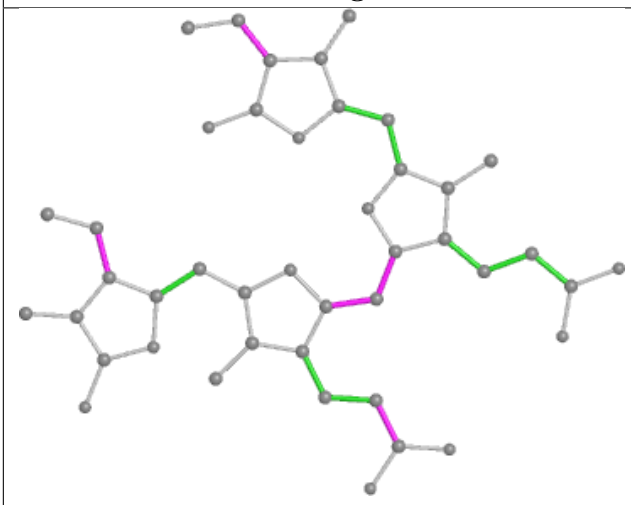

Torsions

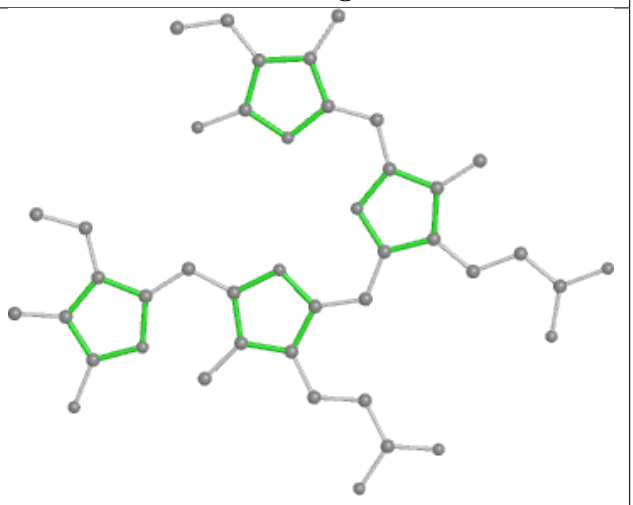

Rings

Ligand PUB hT 203

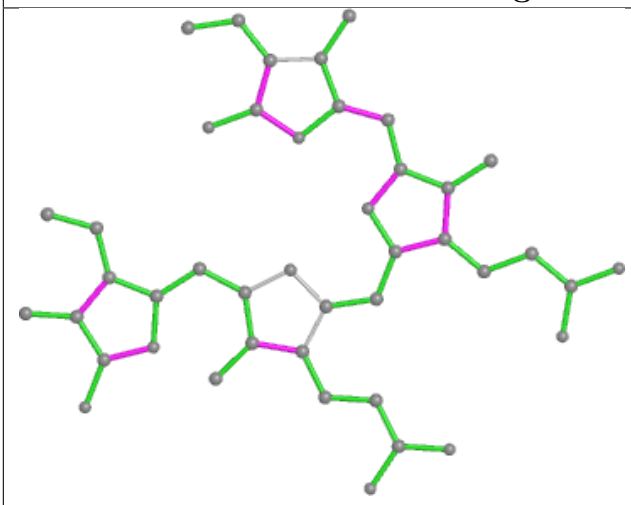

Bond lengths

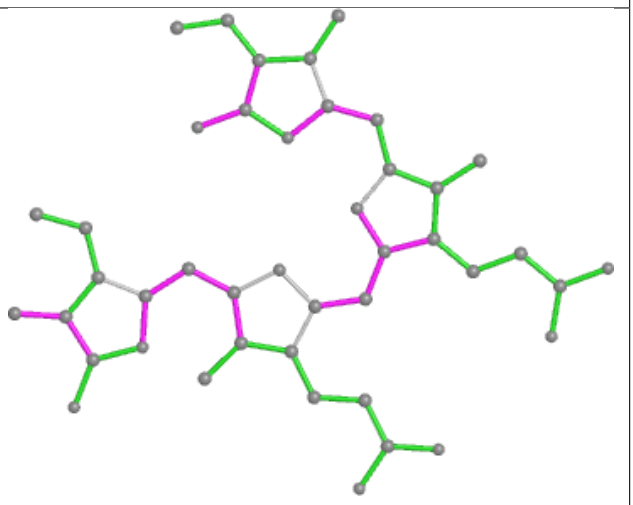

Bond angles

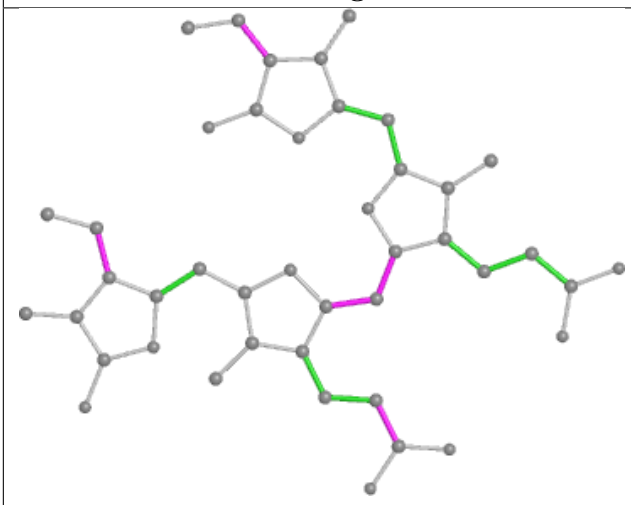

Torsions

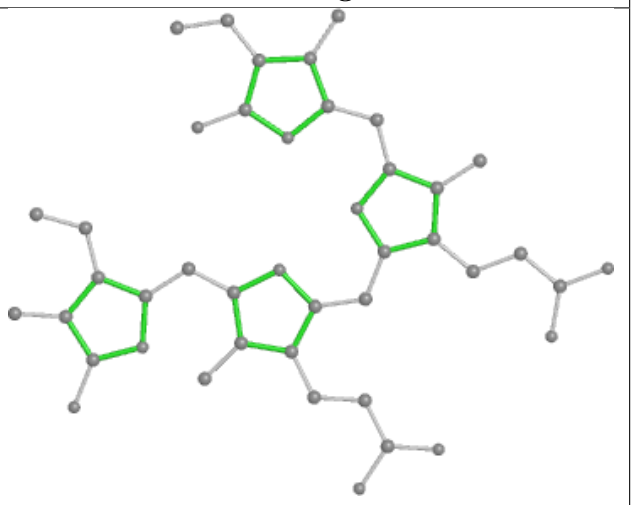

Rings

Ligand PEB bk 201

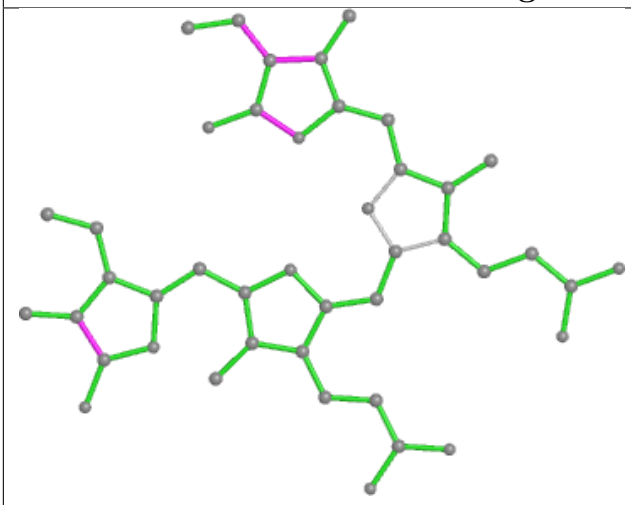

Bond lengths

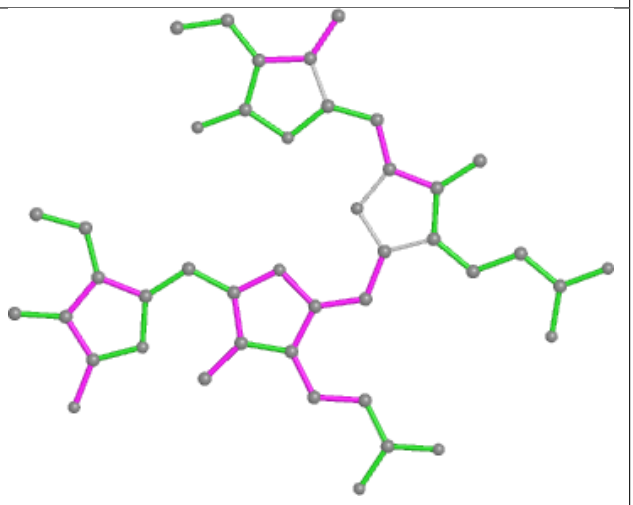

Bond angles

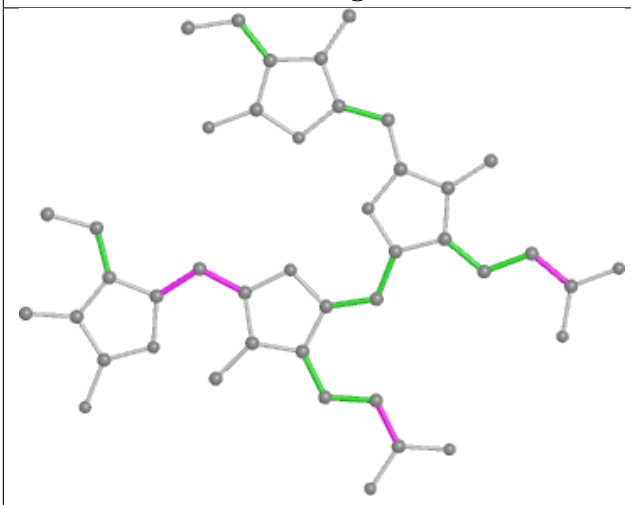

Torsions

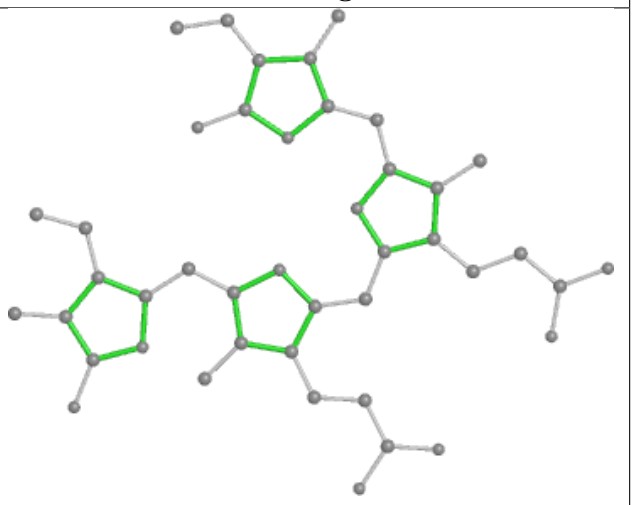

Rings

Ligand PEB cz 201

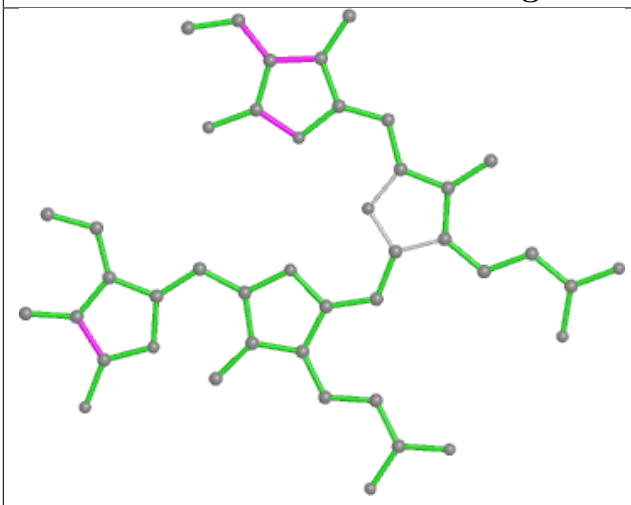

Bond lengths

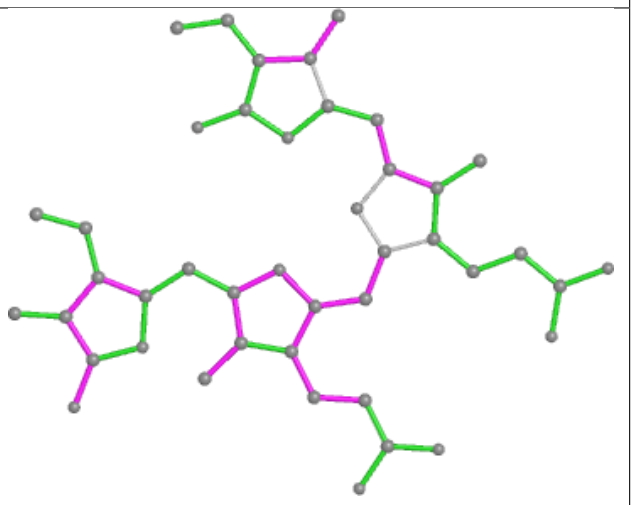

Bond angles

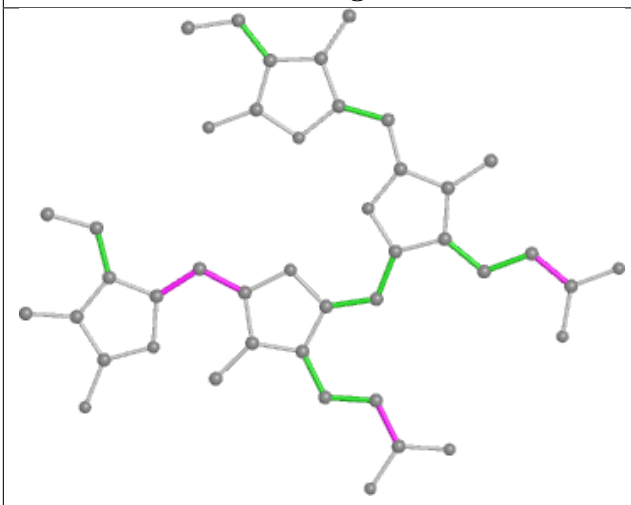

Torsions

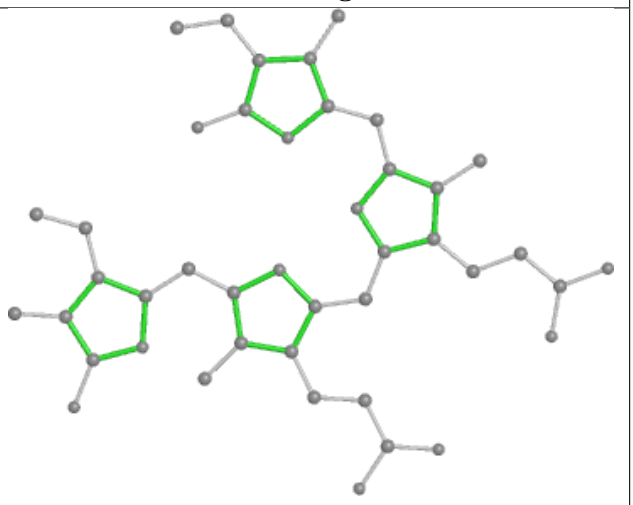

Rings

Ligand PEB eA 1002

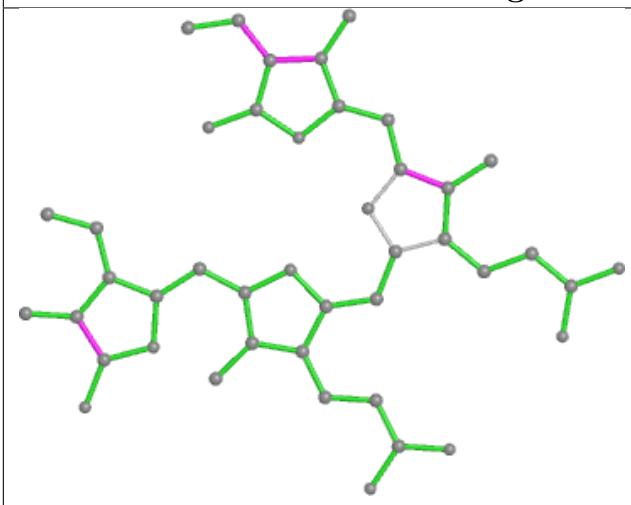

Bond lengths

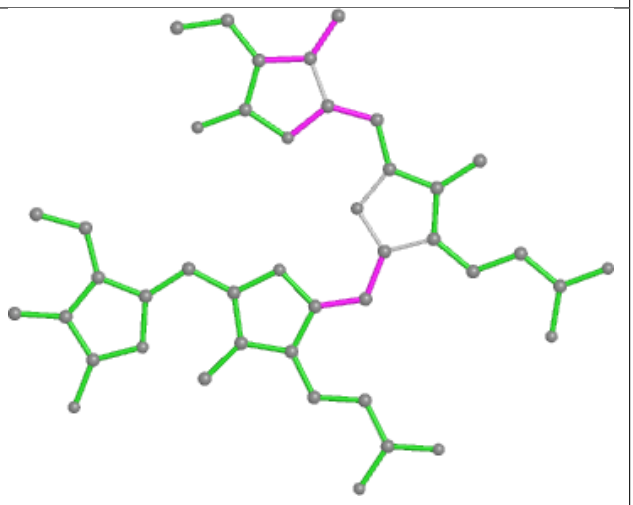

Bond angles

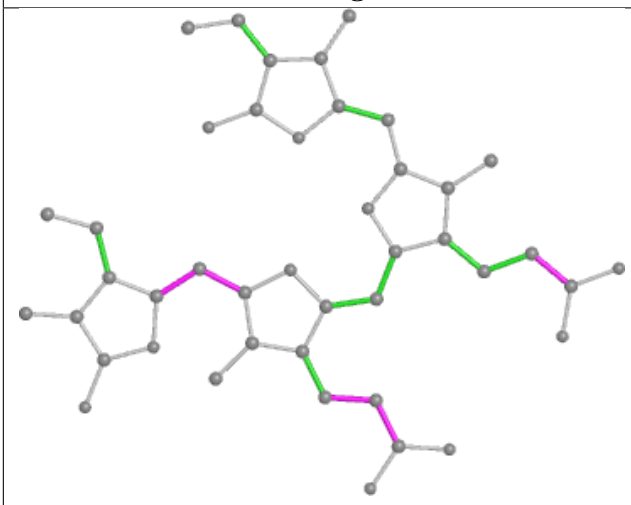

Torsions

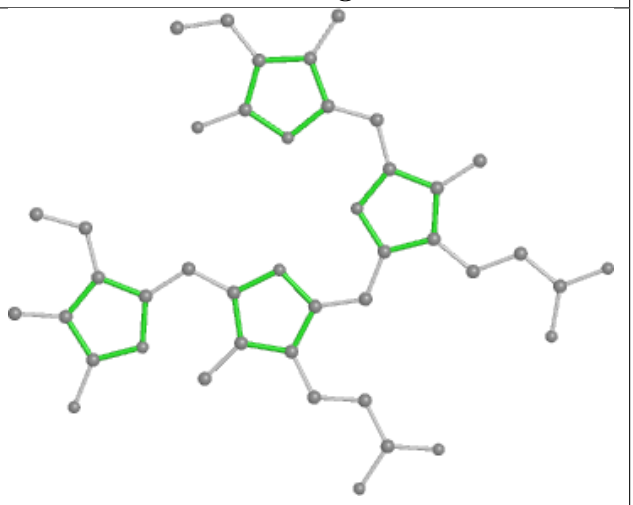

Rings

Ligand PEB i3 202

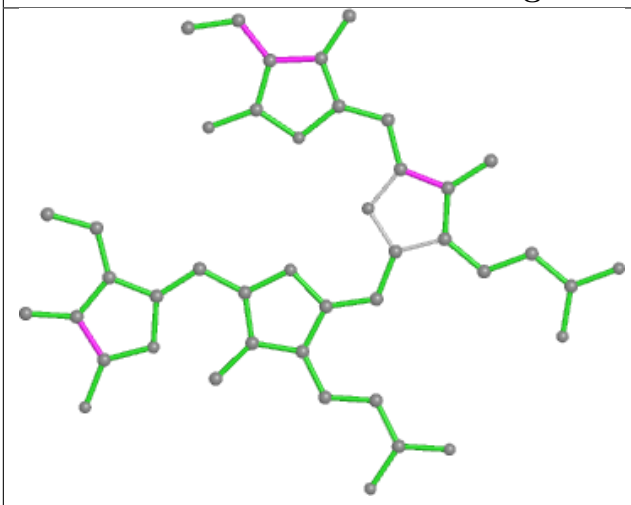

Bond lengths

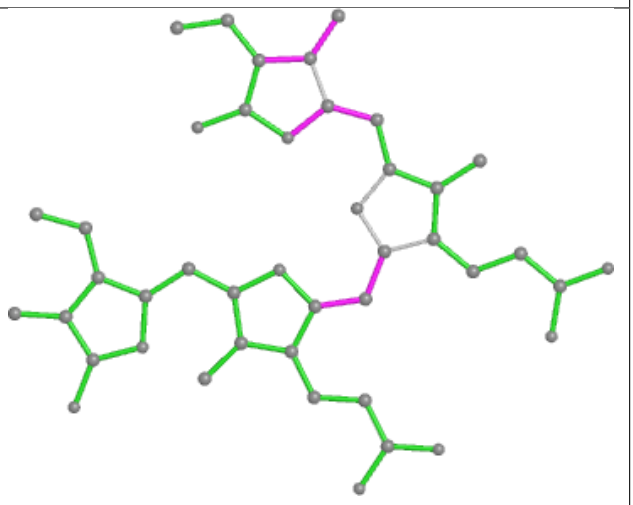

Bond angles

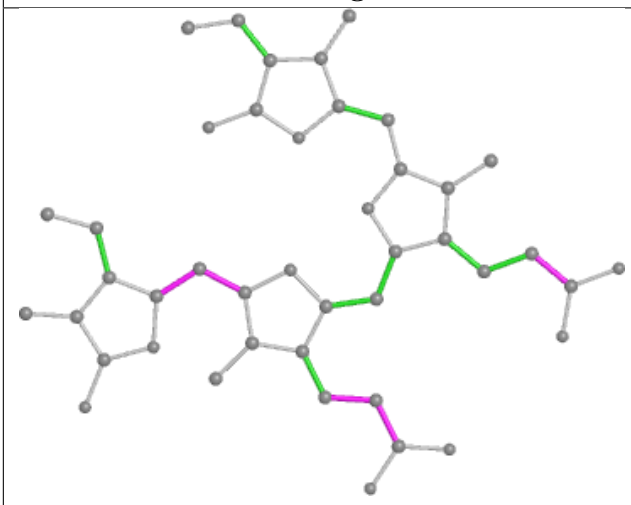

Torsions

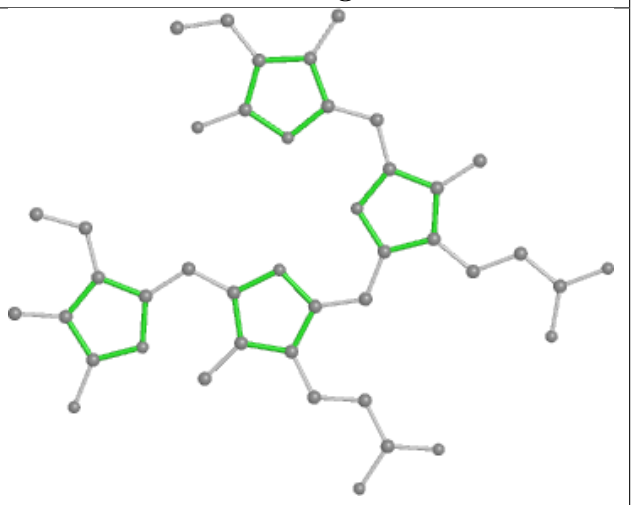

Rings

Ligand PVN eY 403

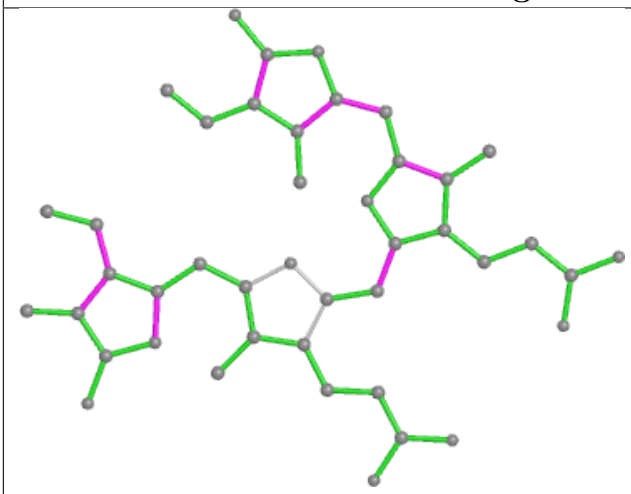

Bond lengths

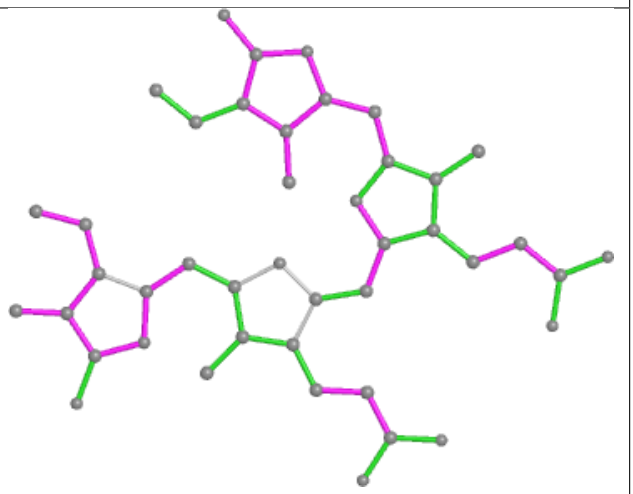

Bond angles

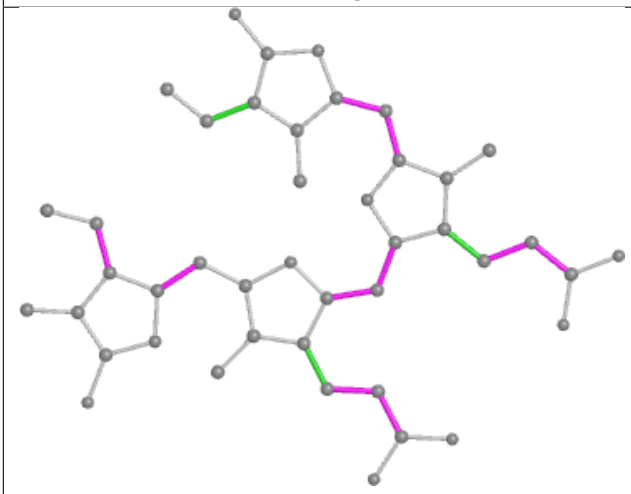

Torsions

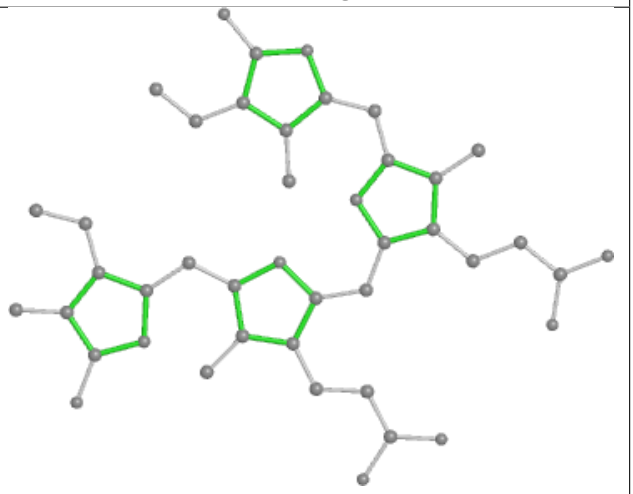

Rings

Ligand PEB jO 1002

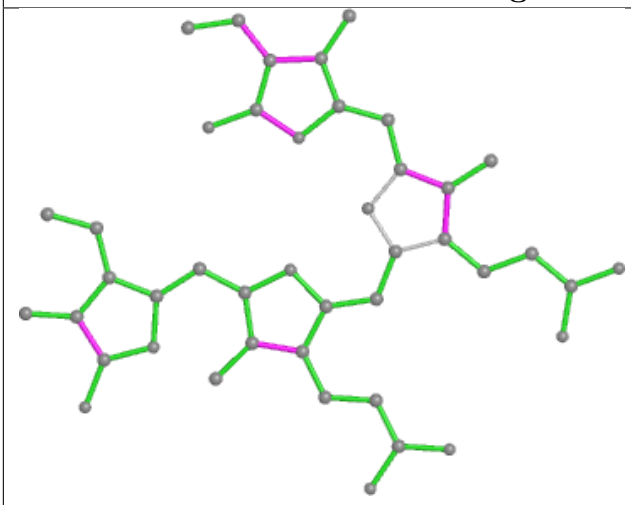

Bond lengths

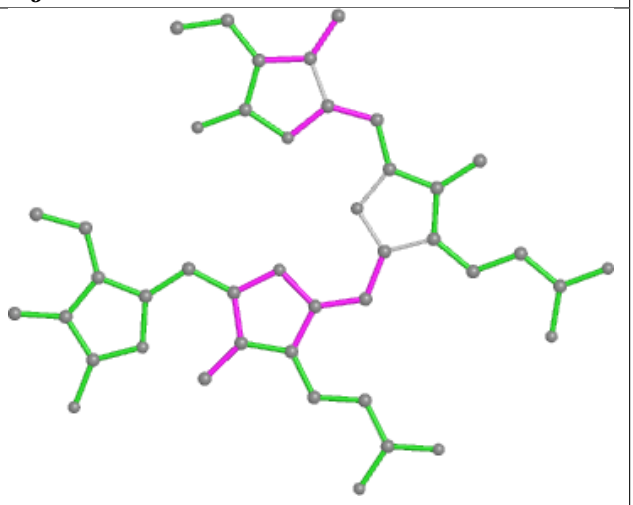

Bond angles

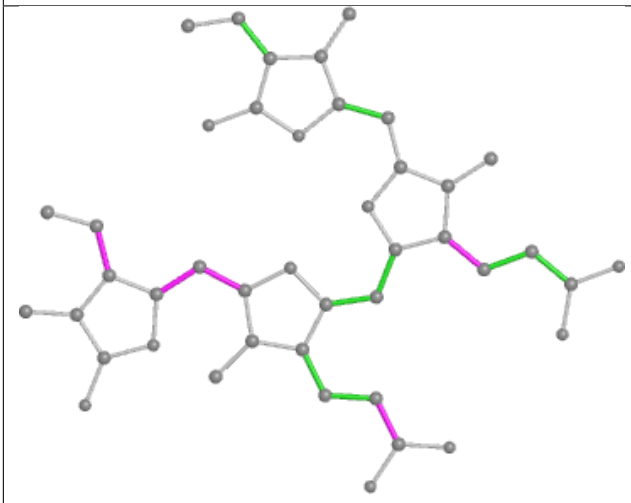

Torsions

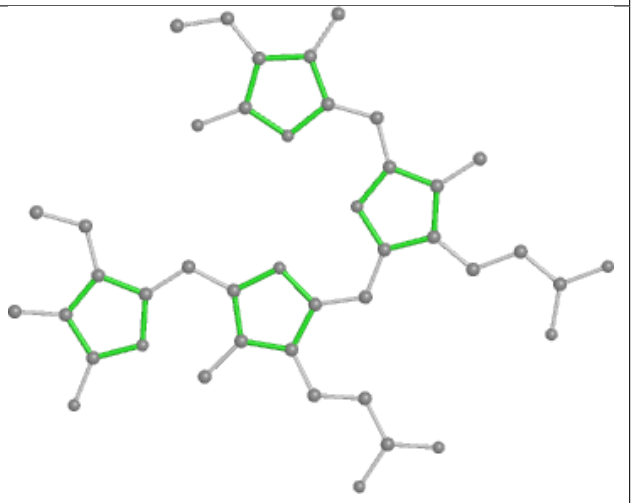

Rings

Ligand PUB T8 304

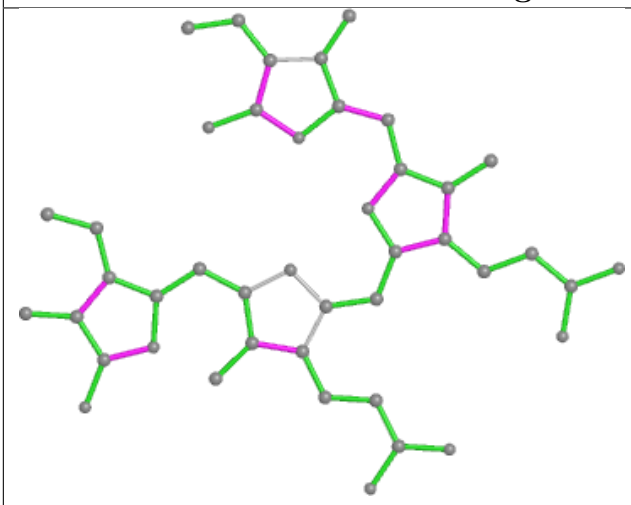

Bond lengths

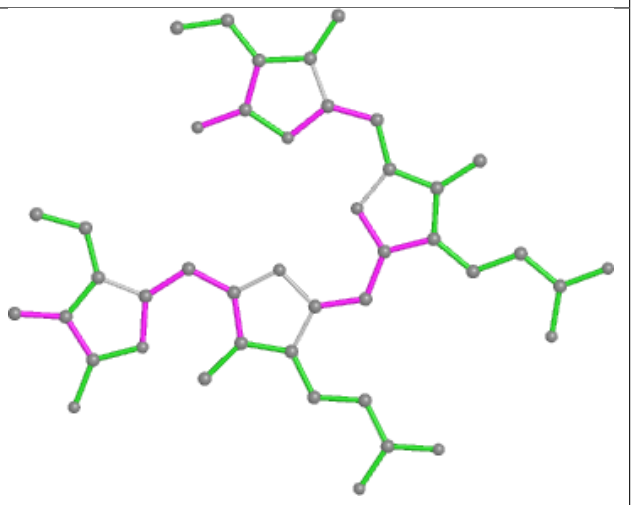

Bond angles

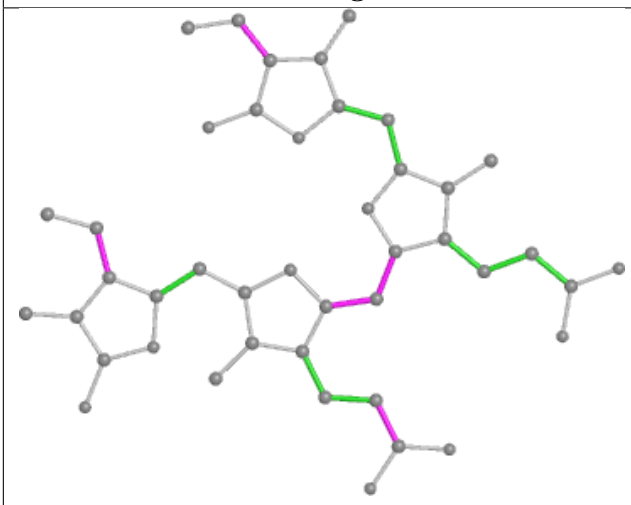

Torsions

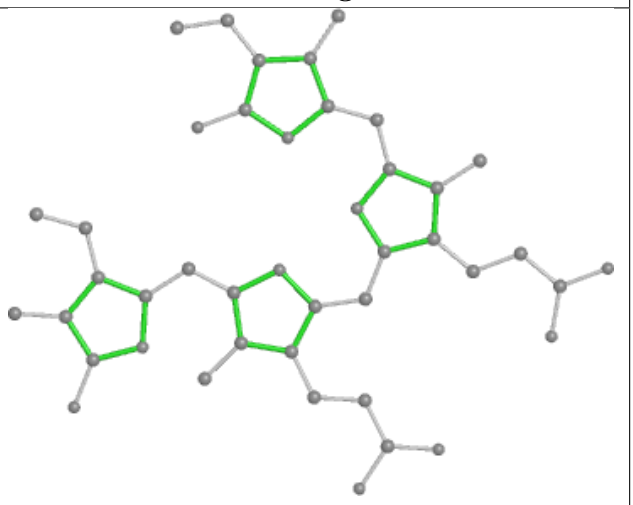

Rings

Ligand PUB L2 203

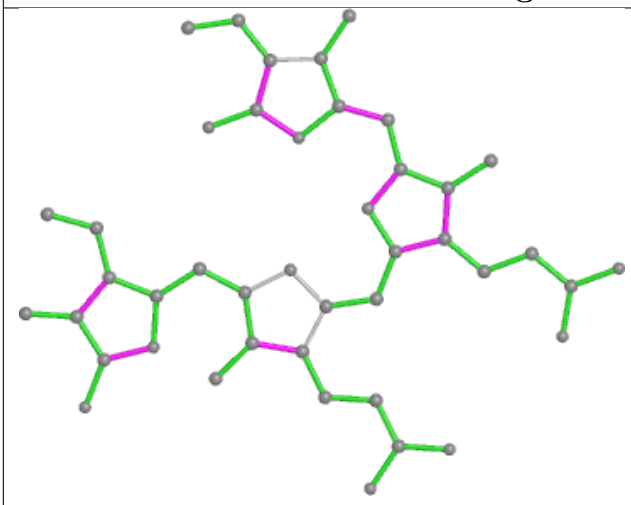

Bond lengths

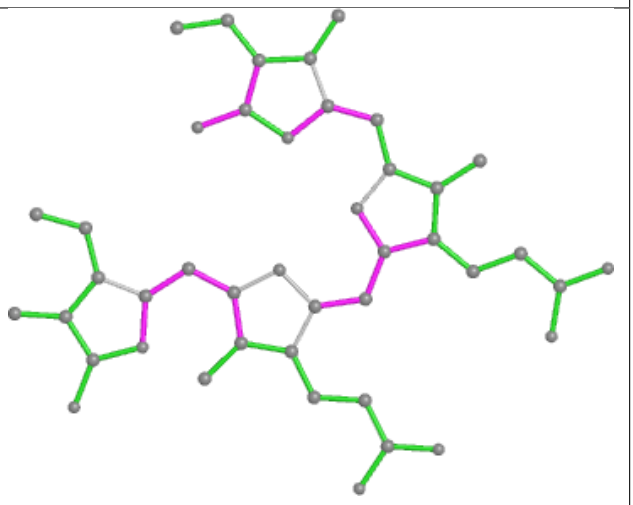

Bond angles

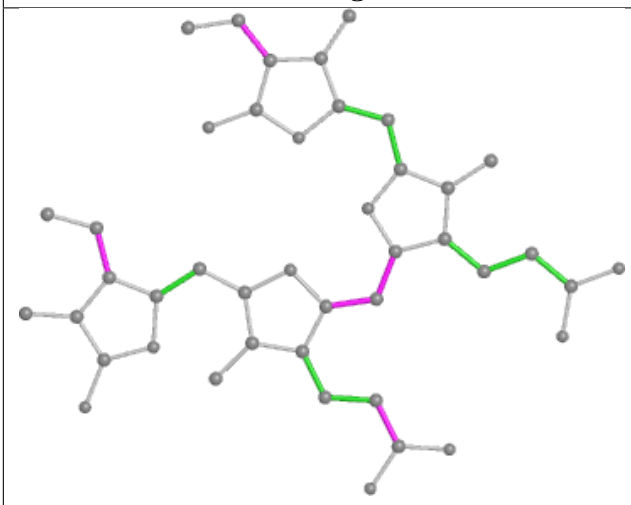

Torsions

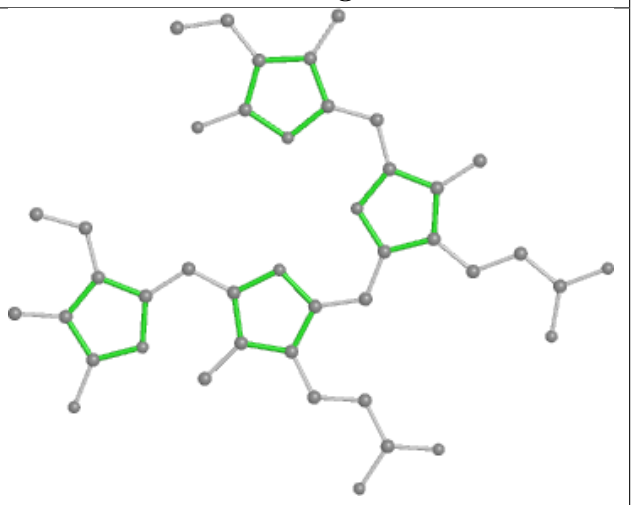

Rings

Ligand PUB l6 203

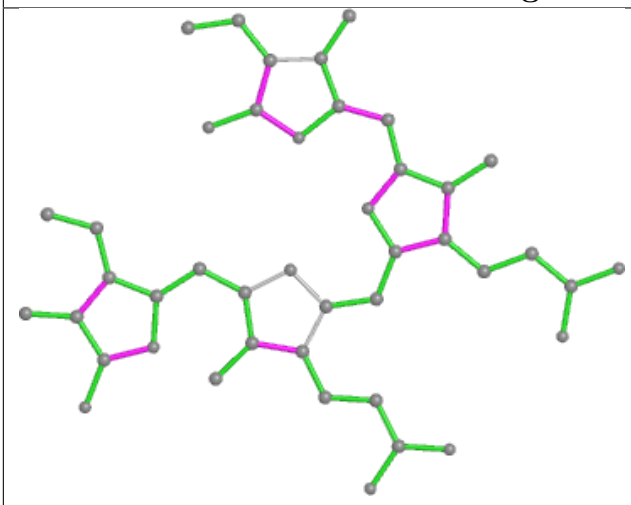

Bond lengths

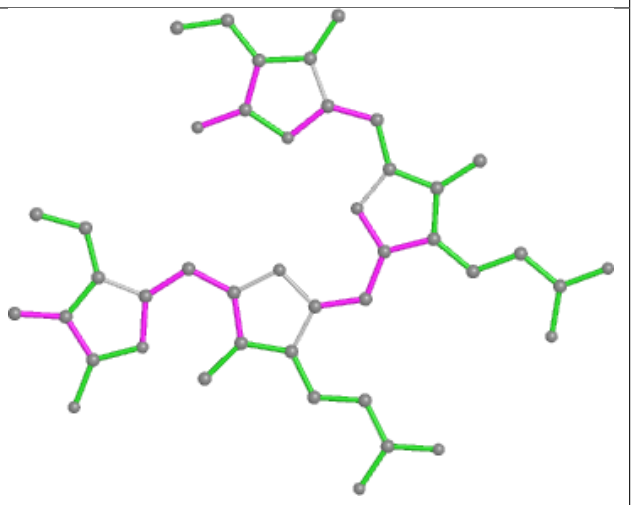

Bond angles

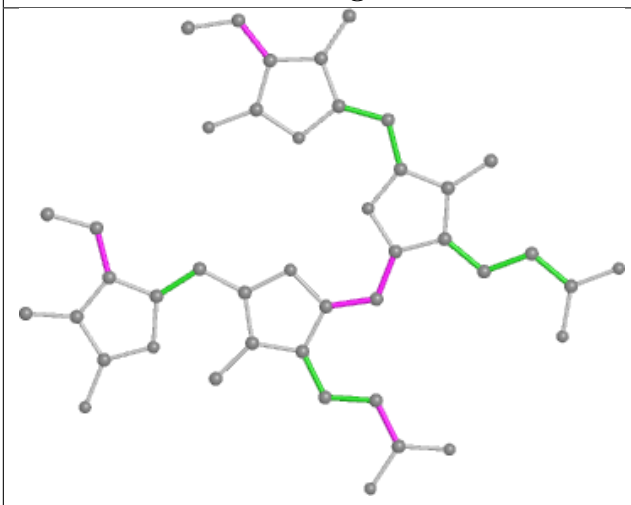

Torsions

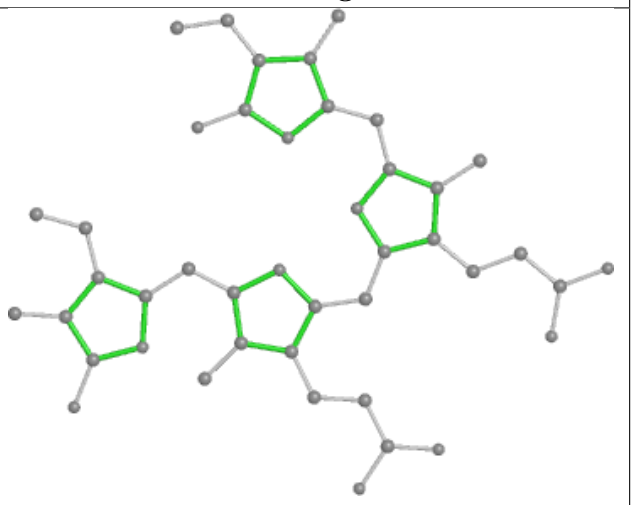

Rings

Ligand PEB aB 202

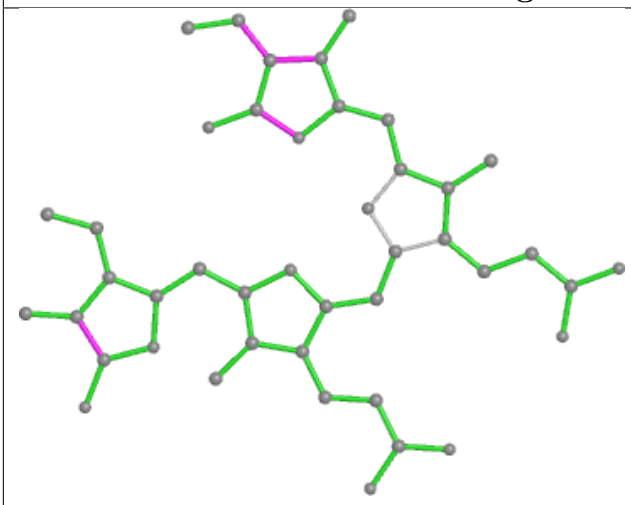

Bond lengths

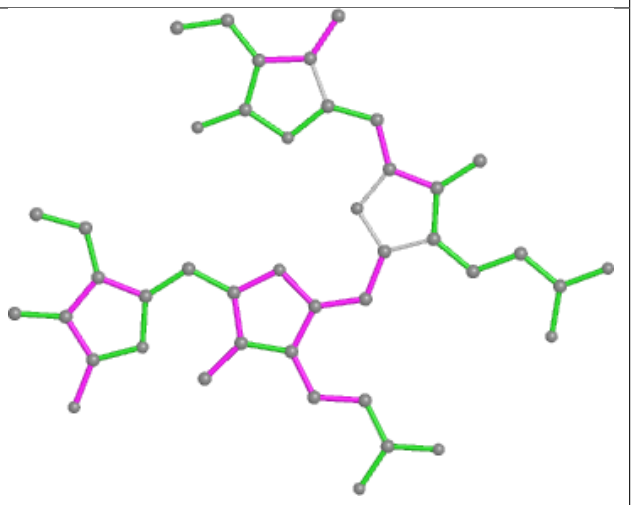

Bond angles

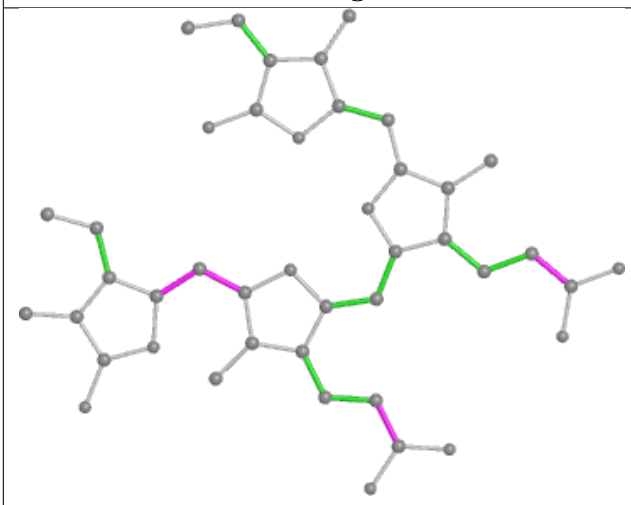

Torsions

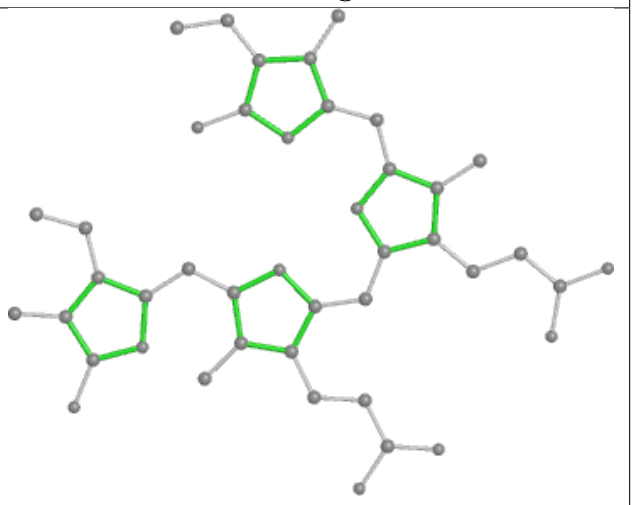

Rings

Ligand PEB ec 202

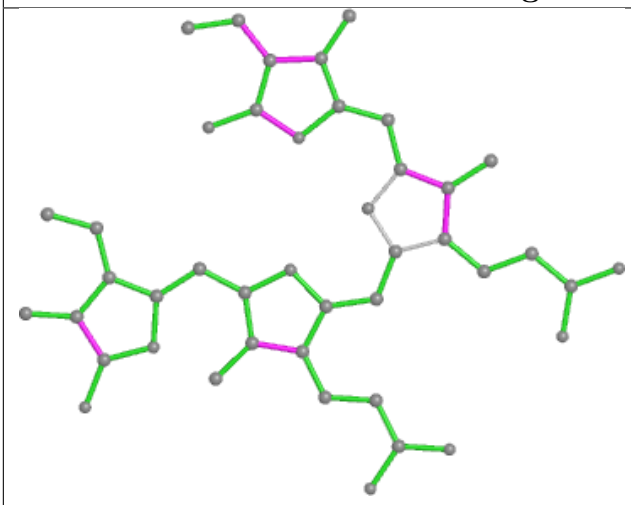

Bond lengths

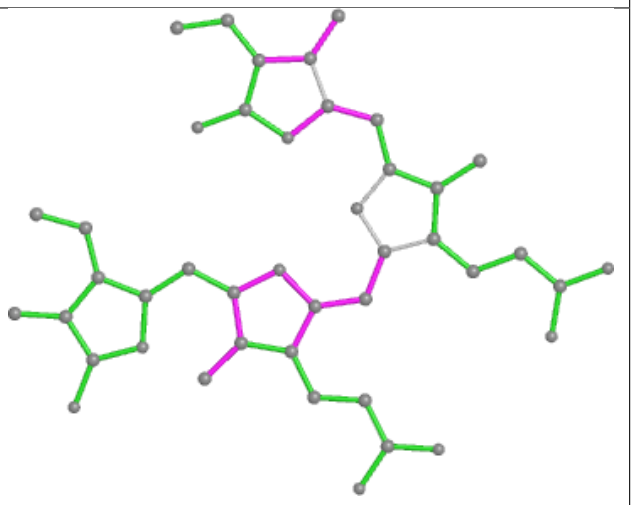

Bond angles

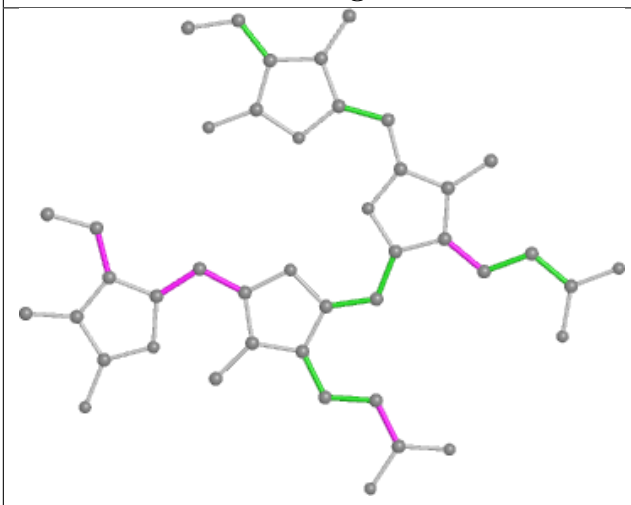

Torsions

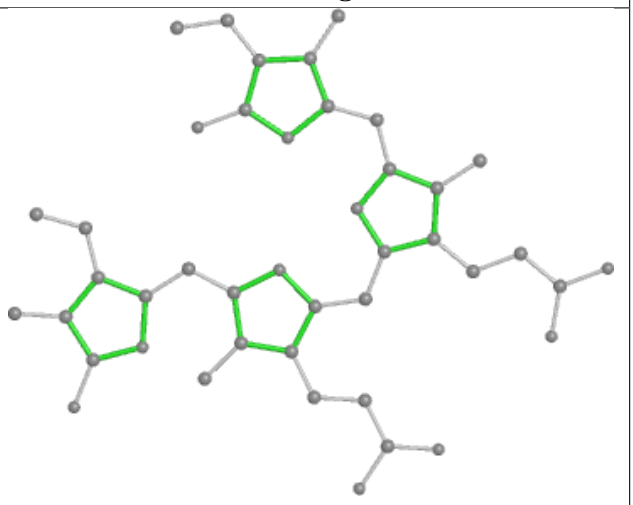

Rings

Ligand PUB cY 203

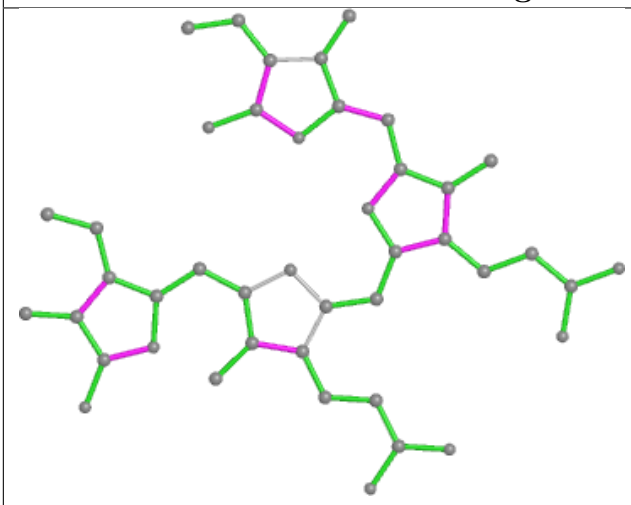

Bond lengths

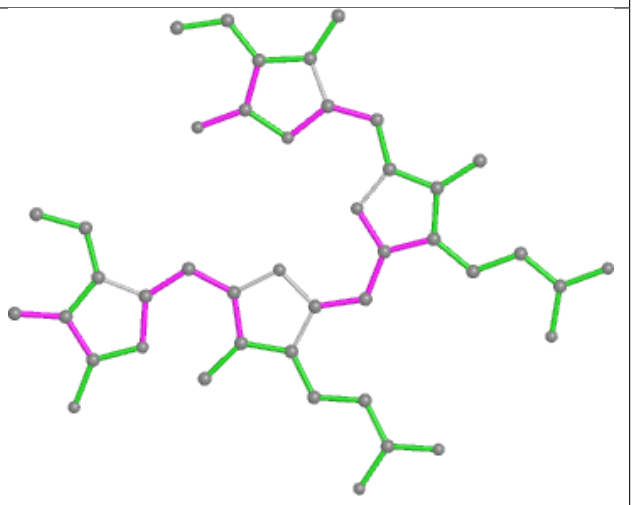

Bond angles

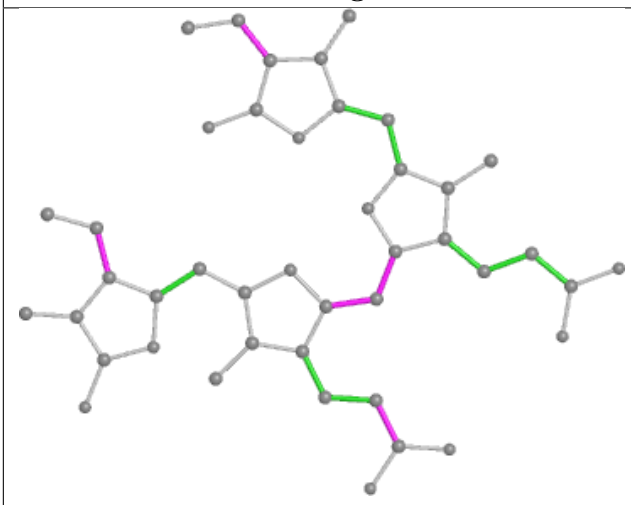

Torsions

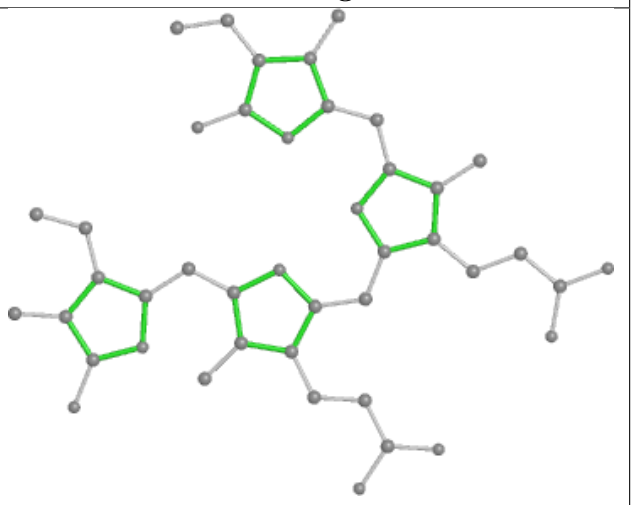

Rings

Ligand PEB lj 201

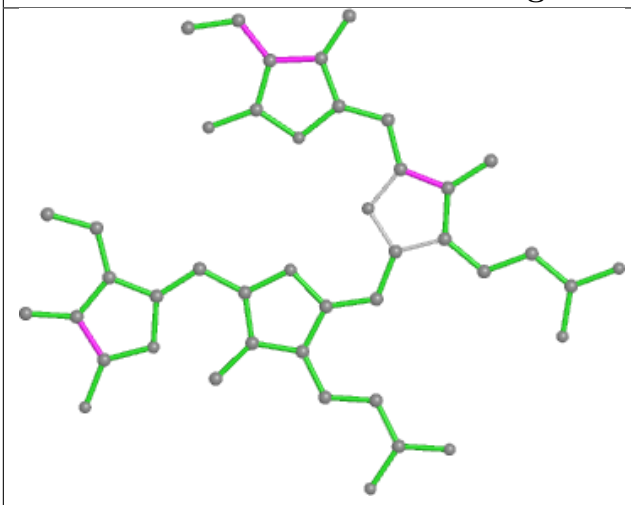

Bond lengths

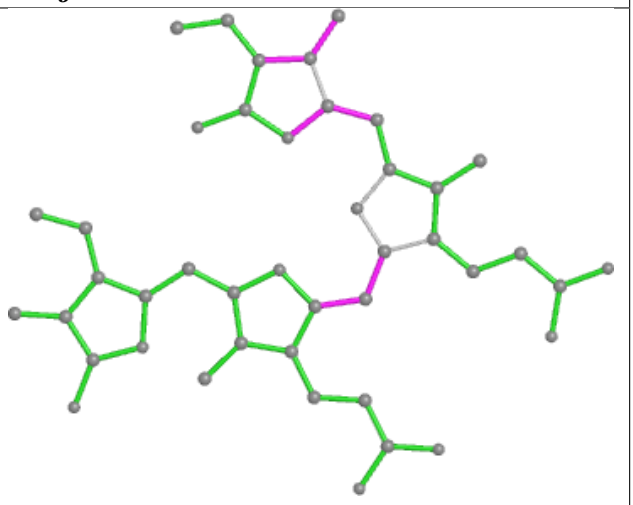

Bond angles

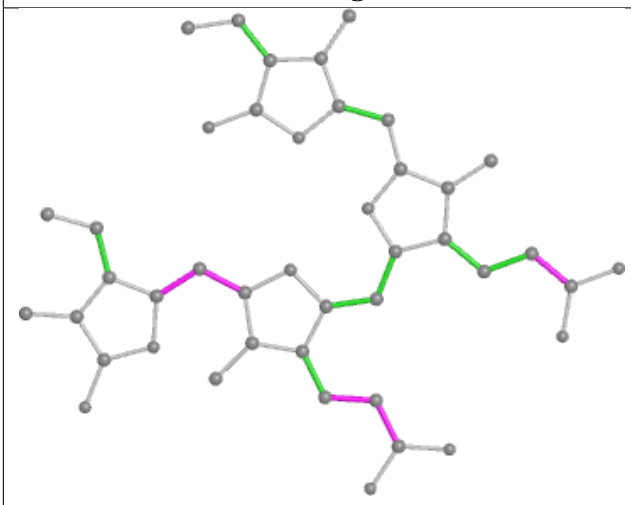

Torsions

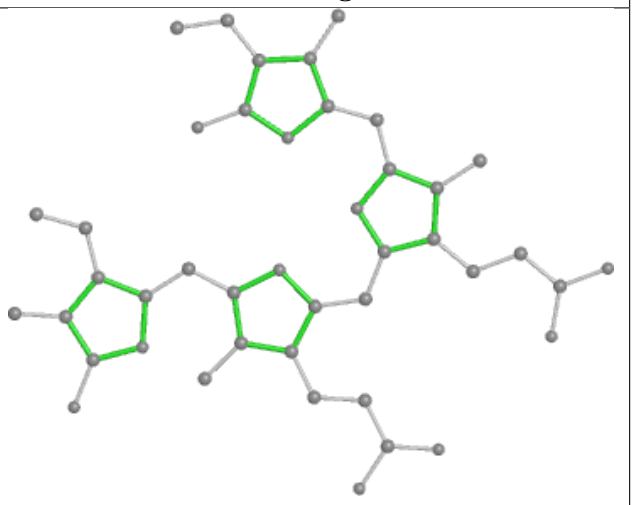

Rings

Ligand PEB A2 1001

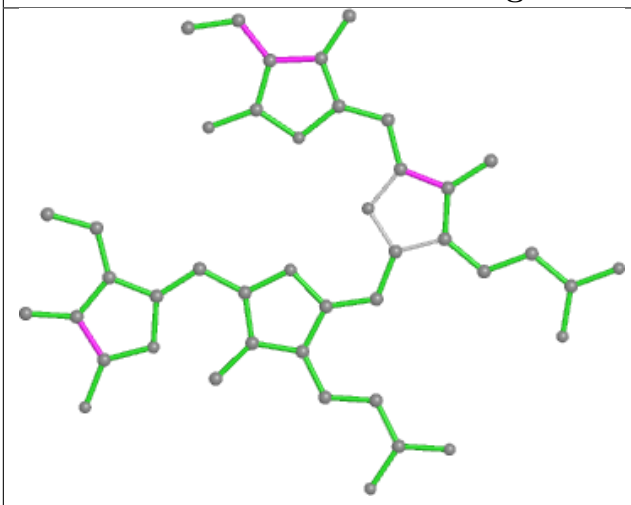

Bond lengths

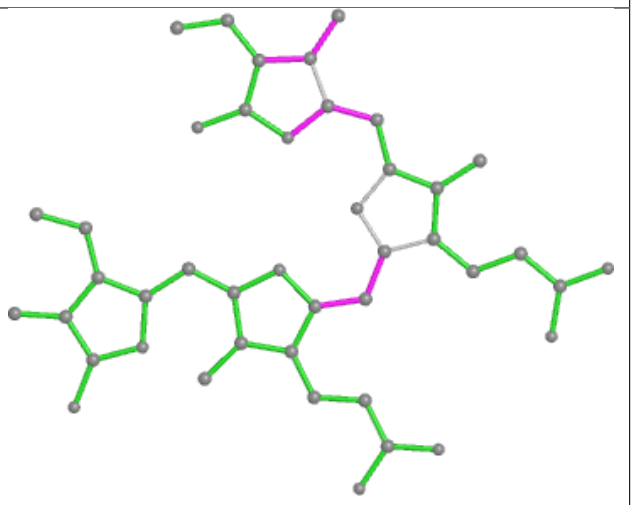

Bond angles

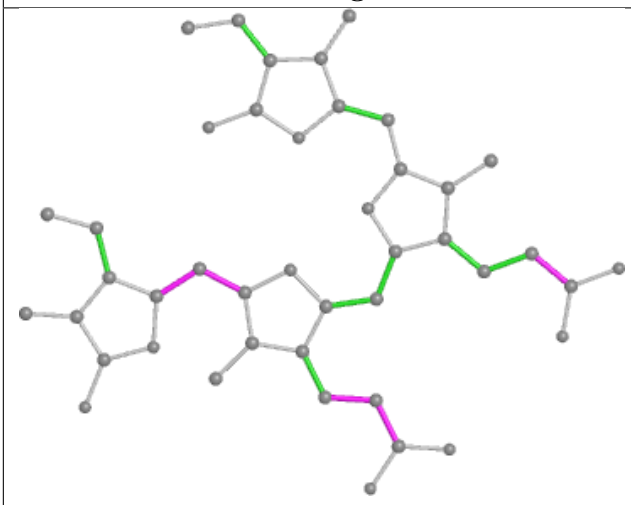

Torsions

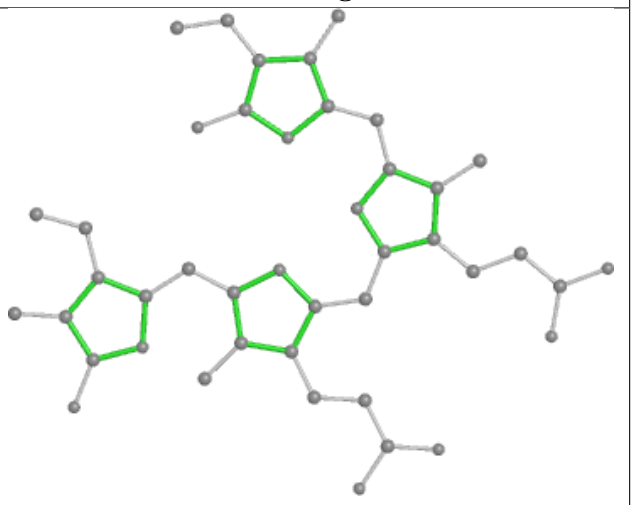

Rings

Ligand PEB dC 202

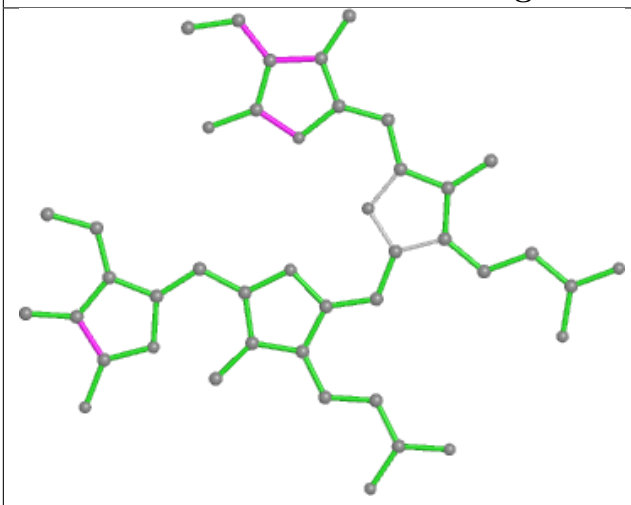

Bond lengths

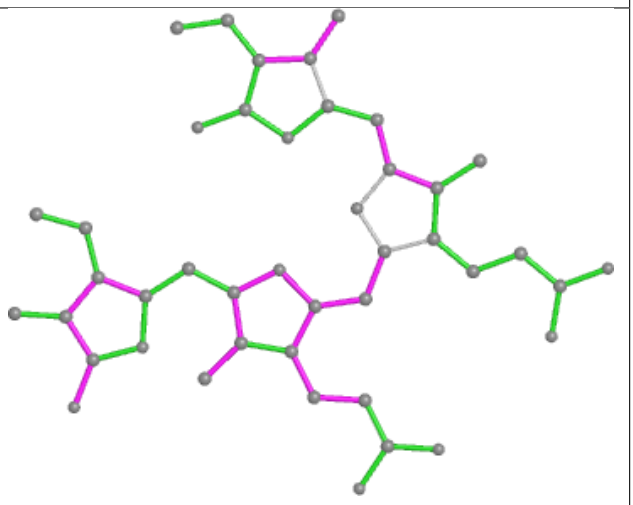

Bond angles

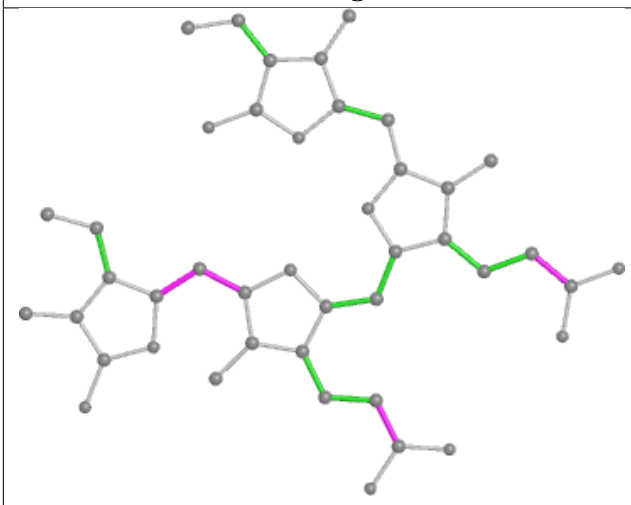

Torsions

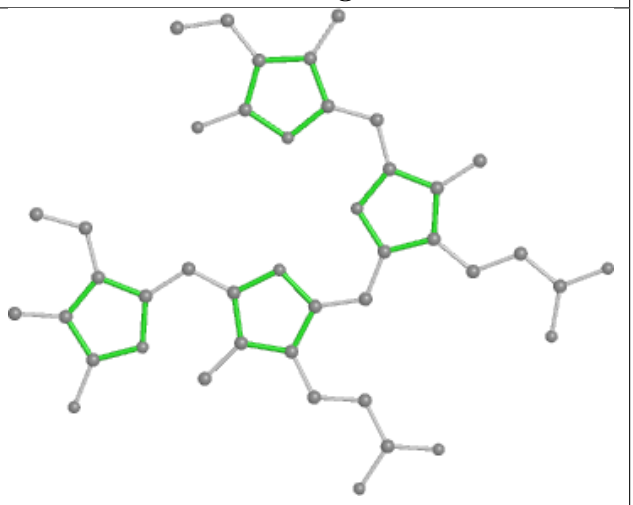

Rings

Ligand PEB kT 1002

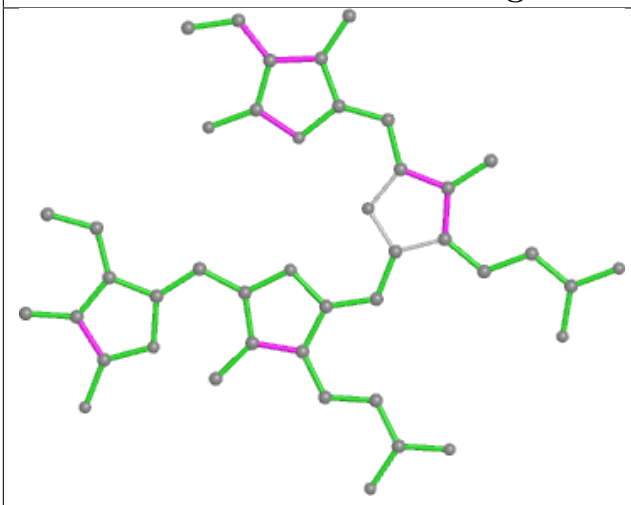

Bond lengths

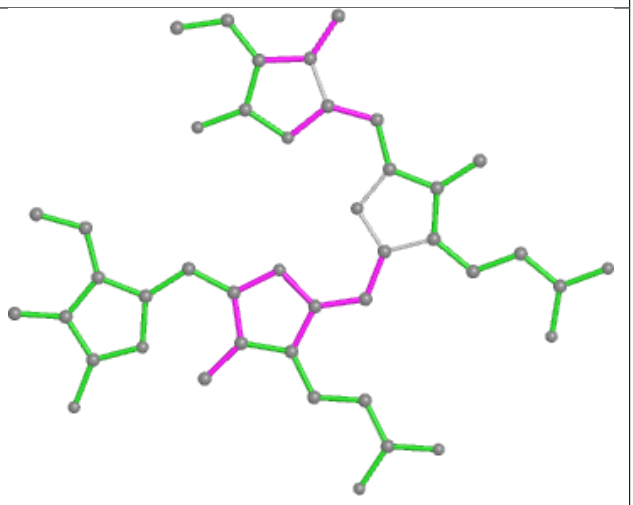

Bond angles

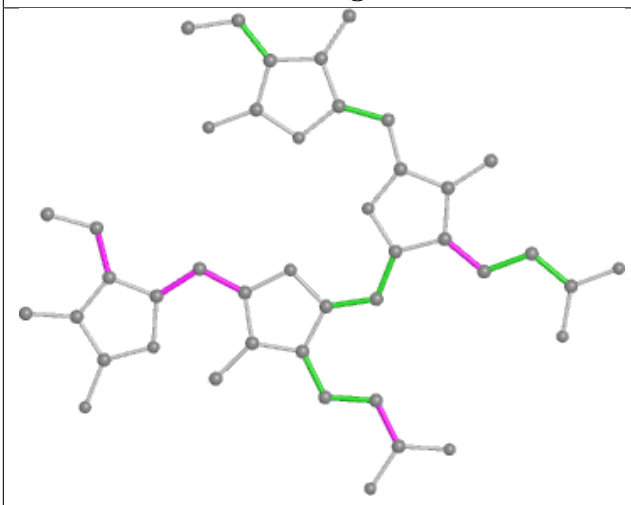

Torsions

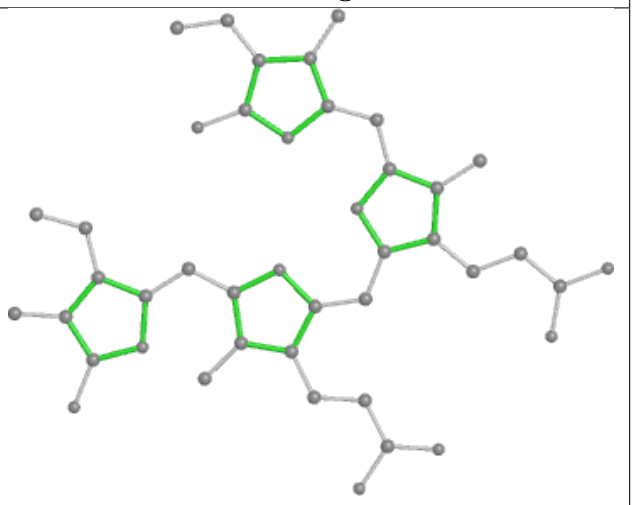

Rings

Ligand PEB i3 203

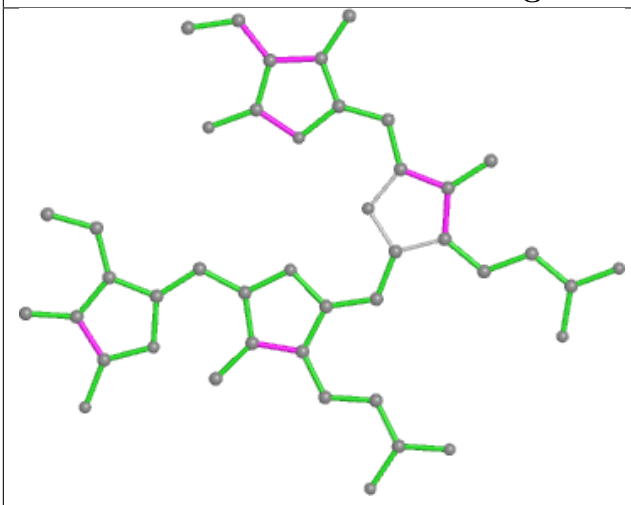

Bond lengths

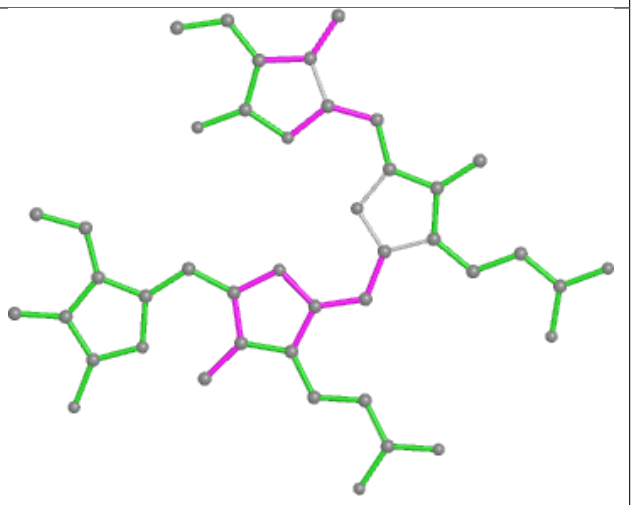

Bond angles

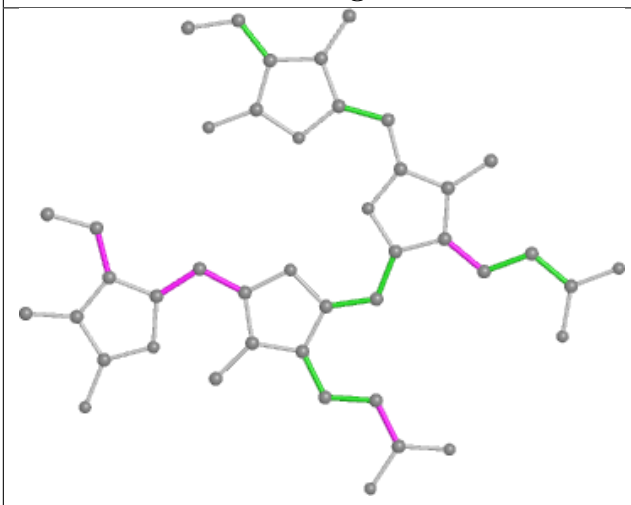

Torsions

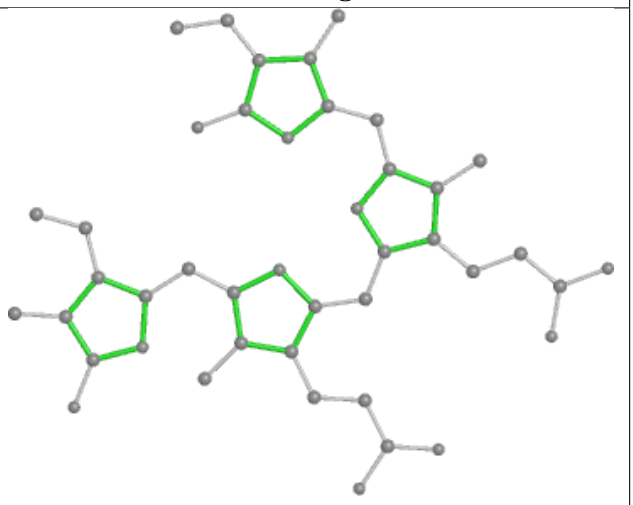

Rings

Ligand PEB y8 202

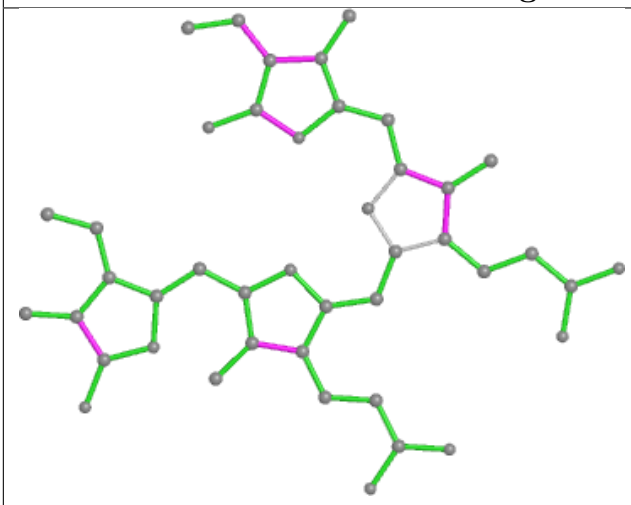

Bond lengths

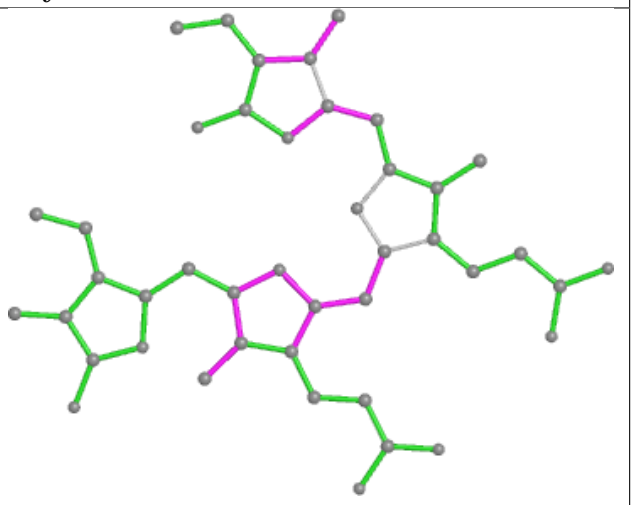

Bond angles

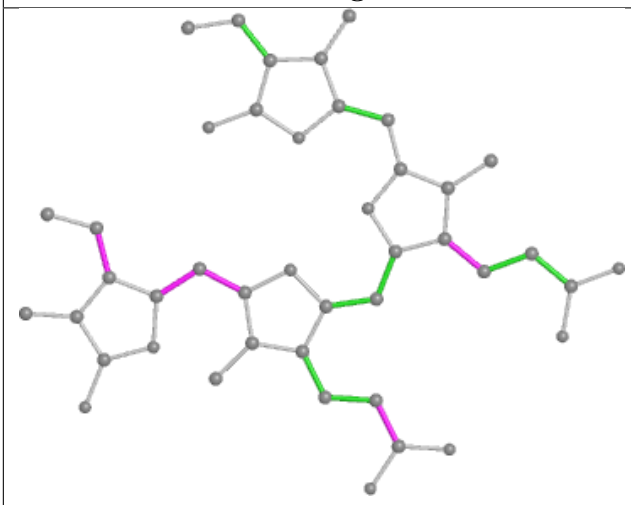

Torsions

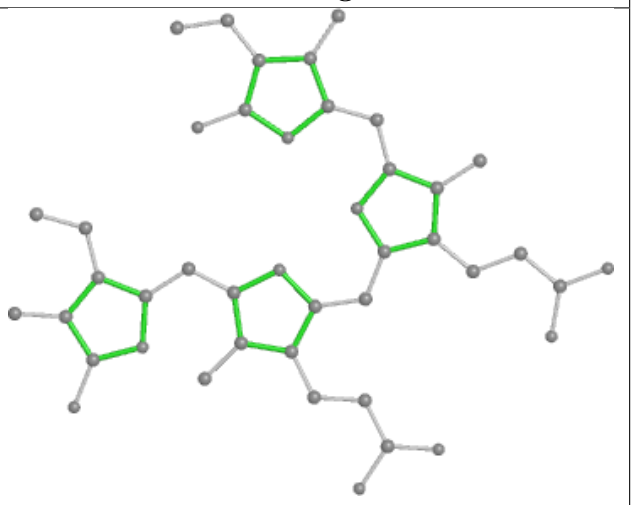

Rings

Ligand PEB U9 202

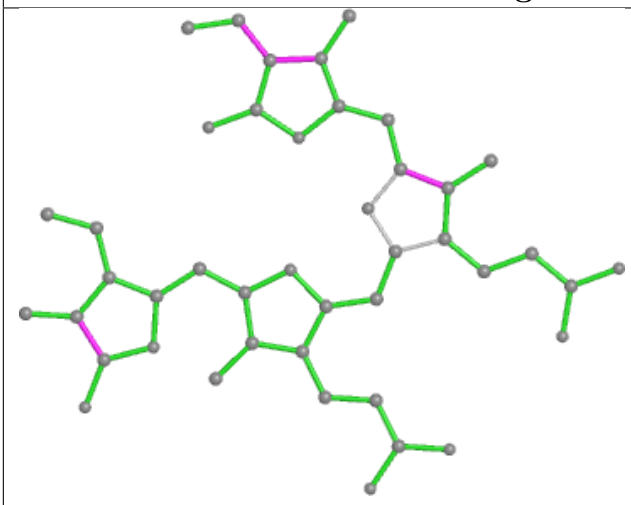

Bond lengths

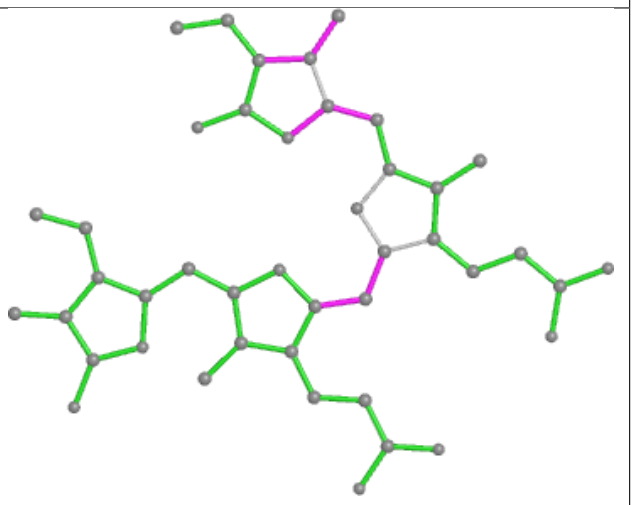

Bond angles

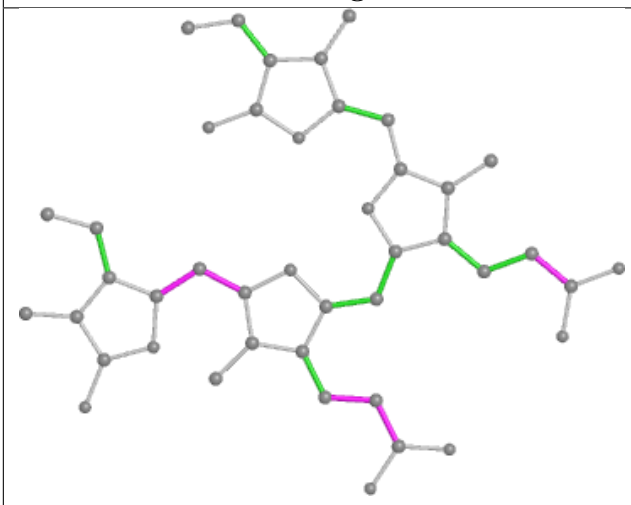

Torsions

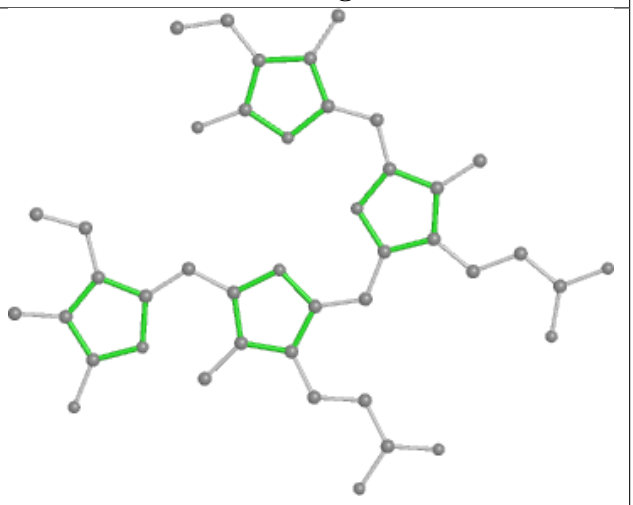

Rings

Ligand PEB ev 201

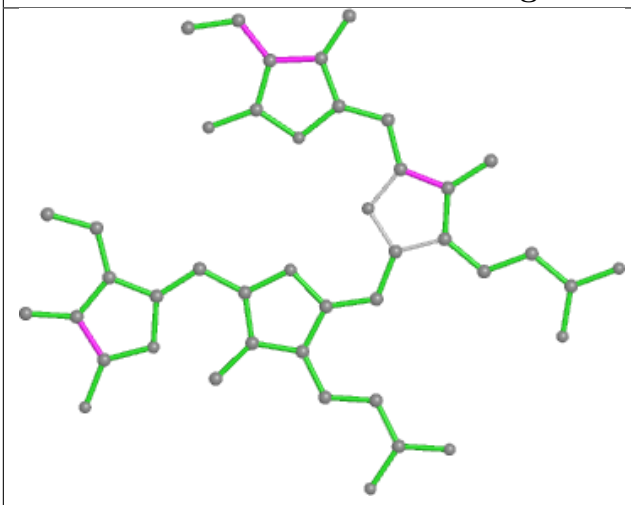

Bond lengths

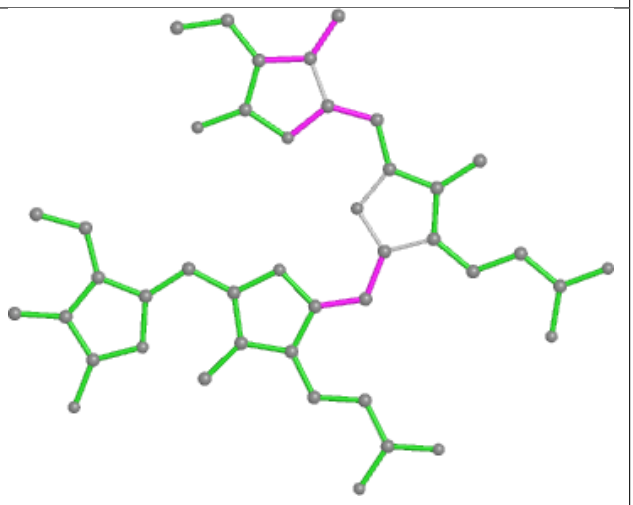

Bond angles

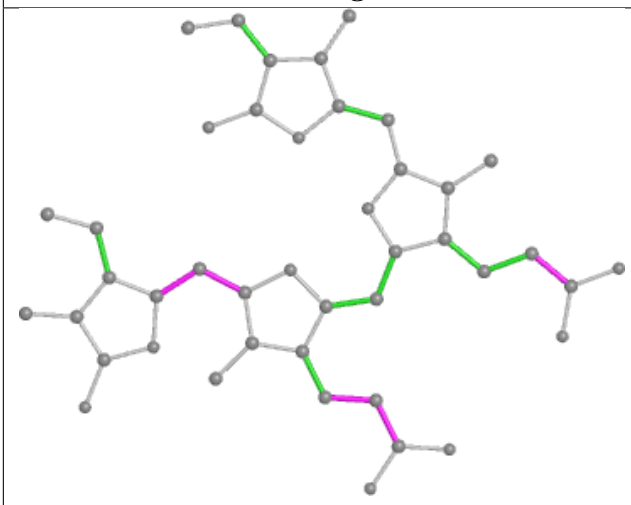

Torsions

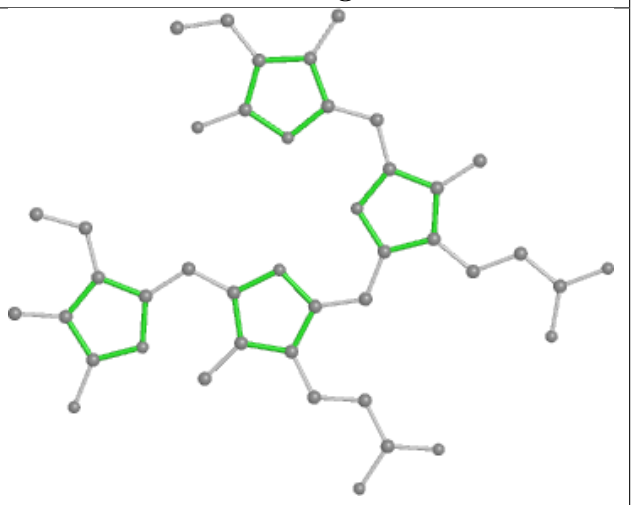

Rings

Ligand PEB em 202

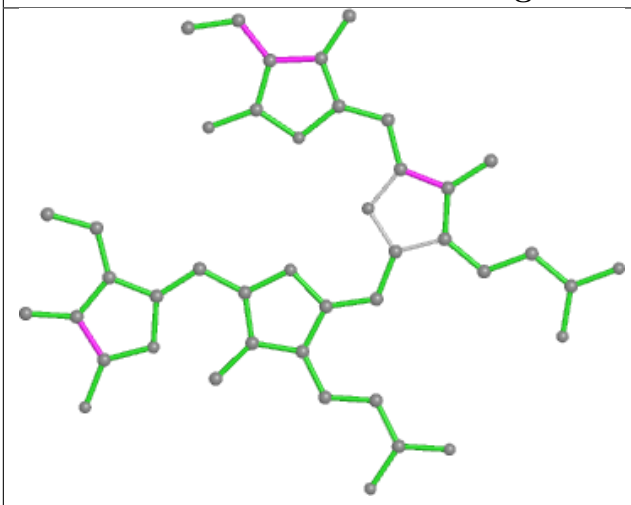

Bond lengths

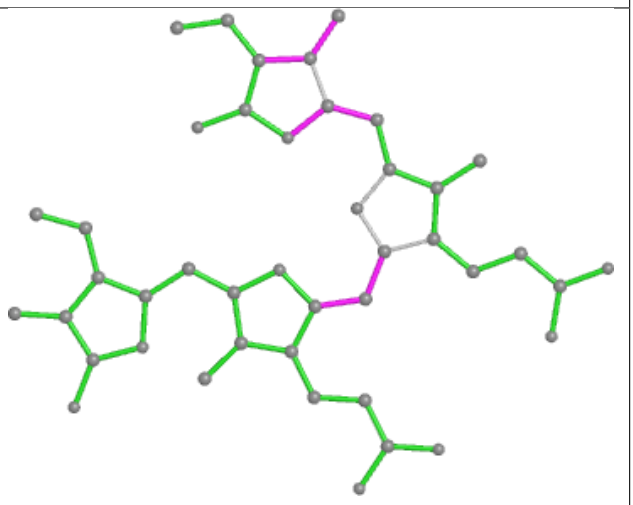

Bond angles

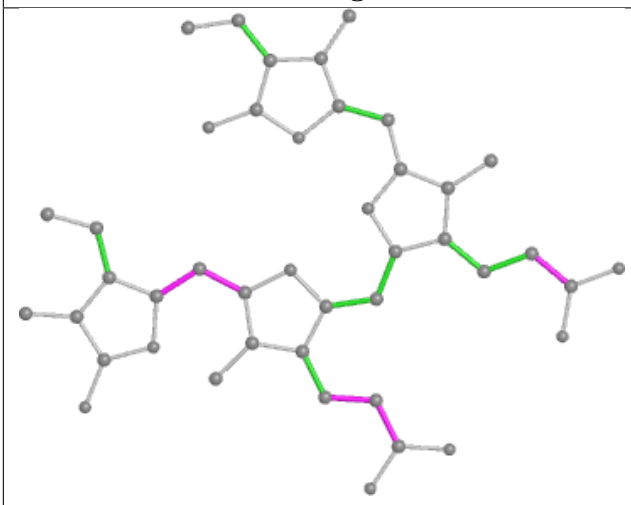

Torsions

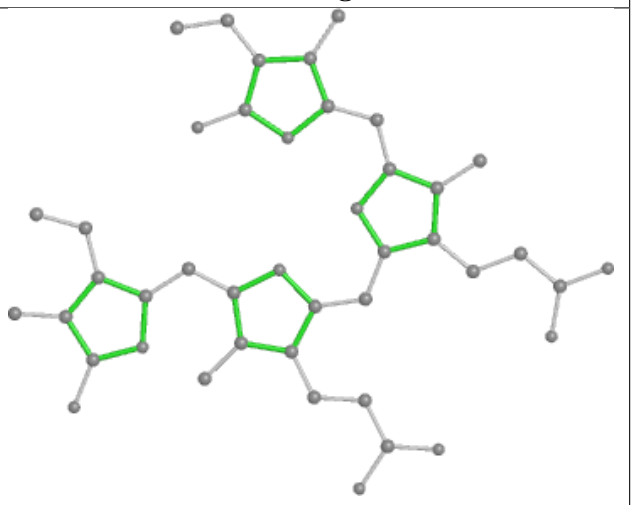

Rings

Ligand PEB aK 1002

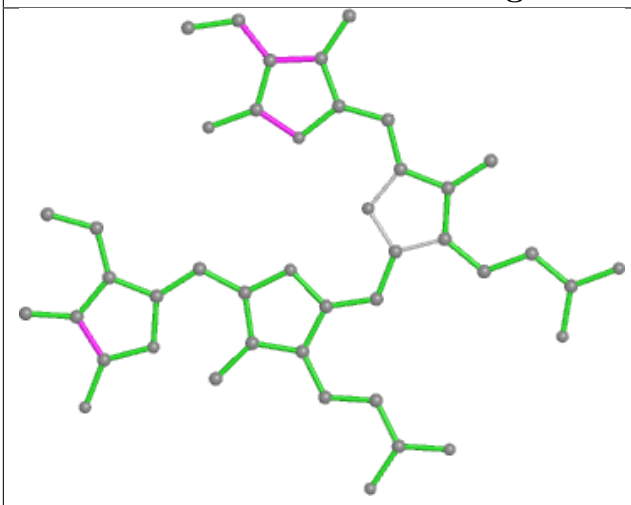

Bond lengths

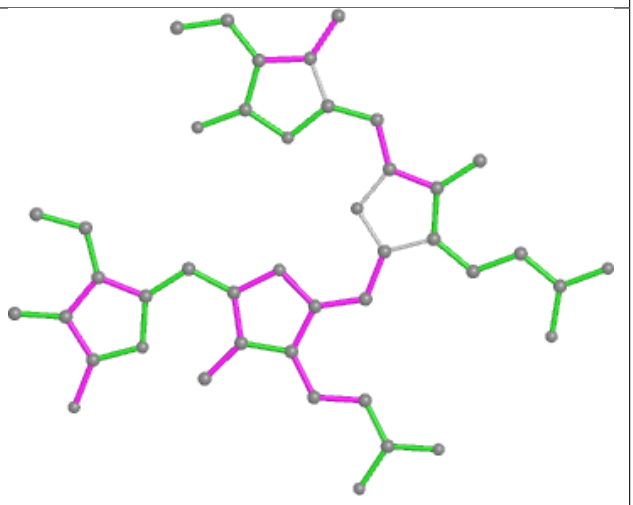

Bond angles

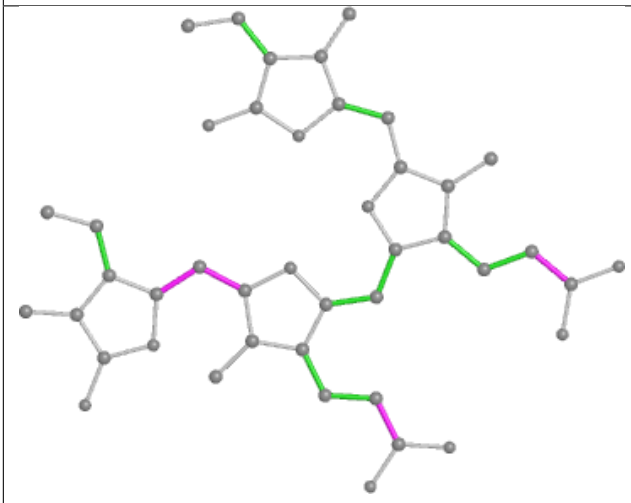

Torsions

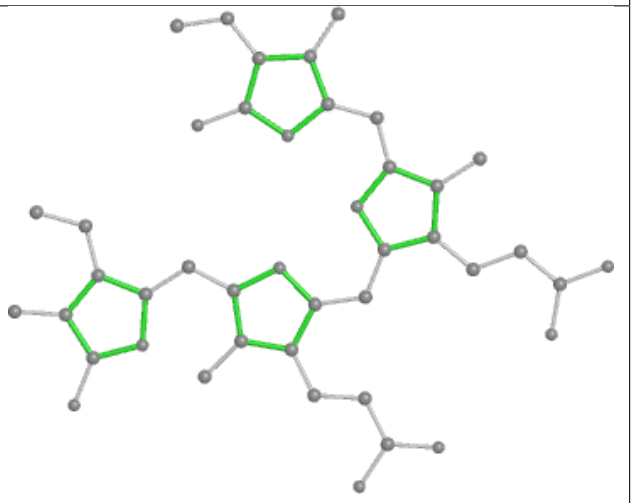

Rings

Ligand PUB dX 203

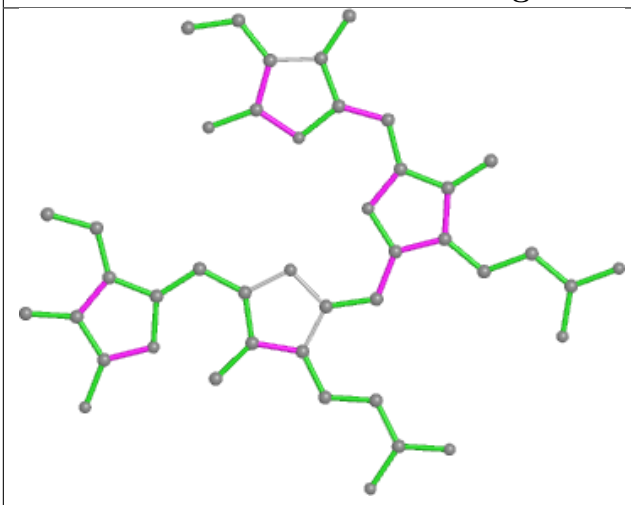

Bond lengths

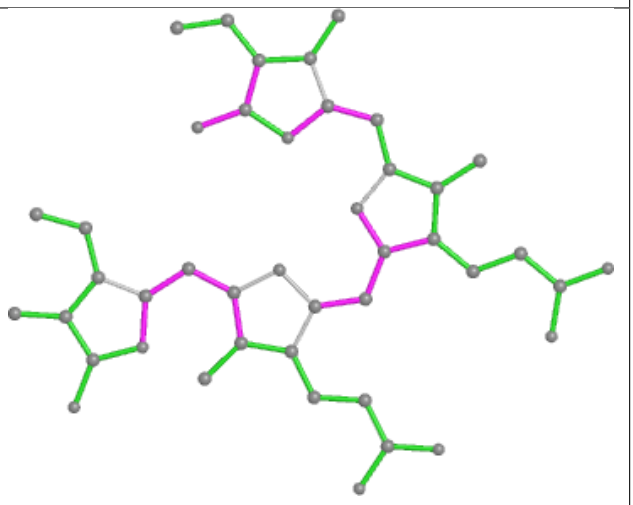

Bond angles

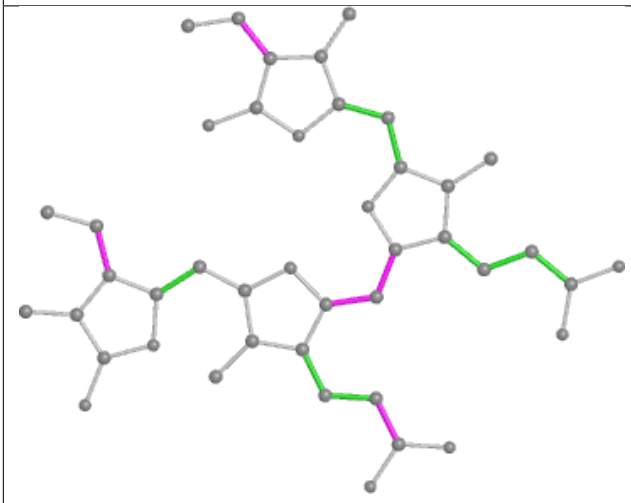

Torsions

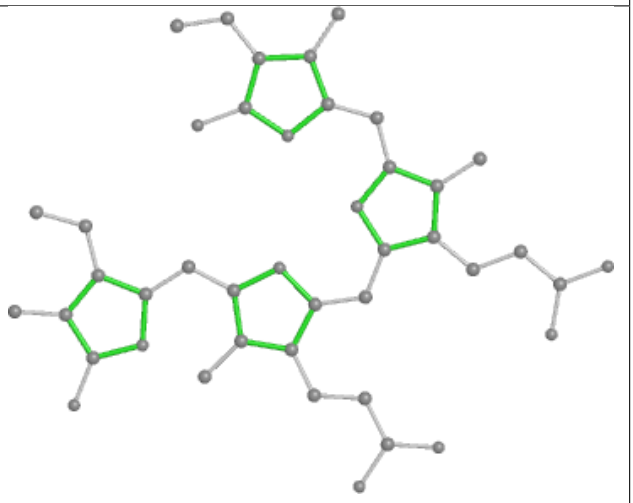

Rings

Ligand PEB ly 403

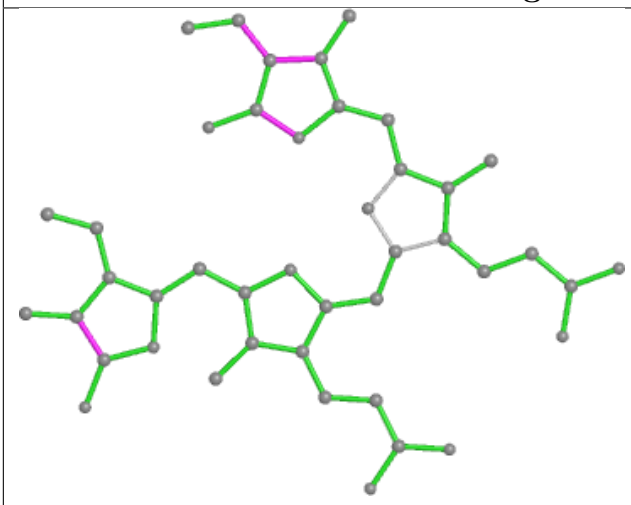

Bond lengths

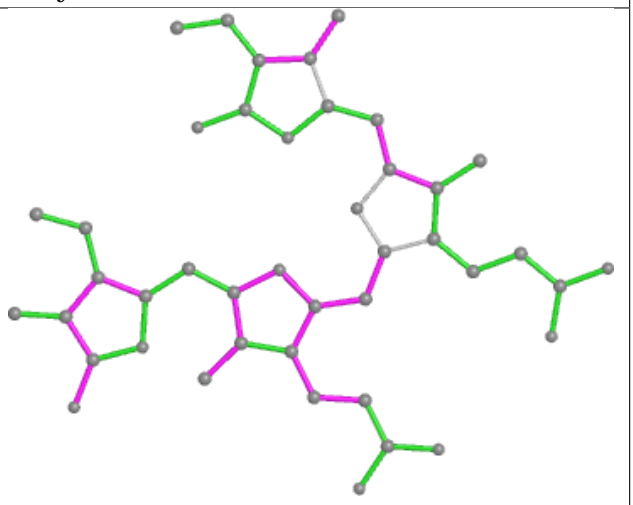

Bond angles

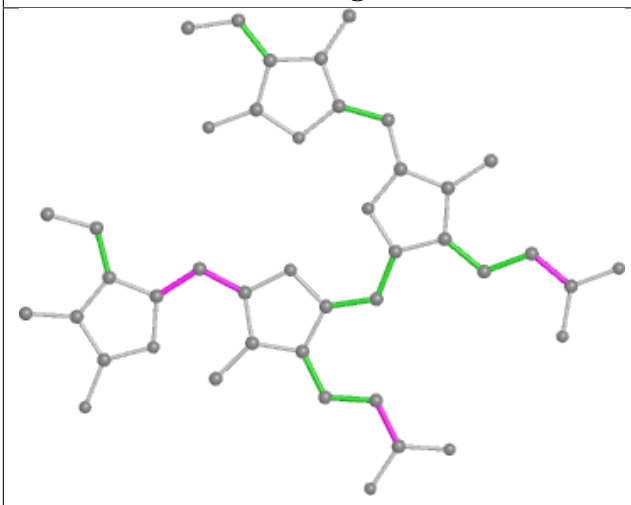

Torsions

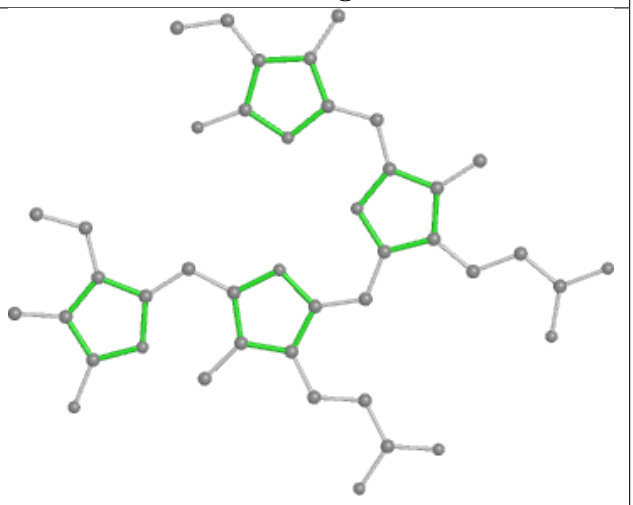

Rings

Ligand PEB B6 201

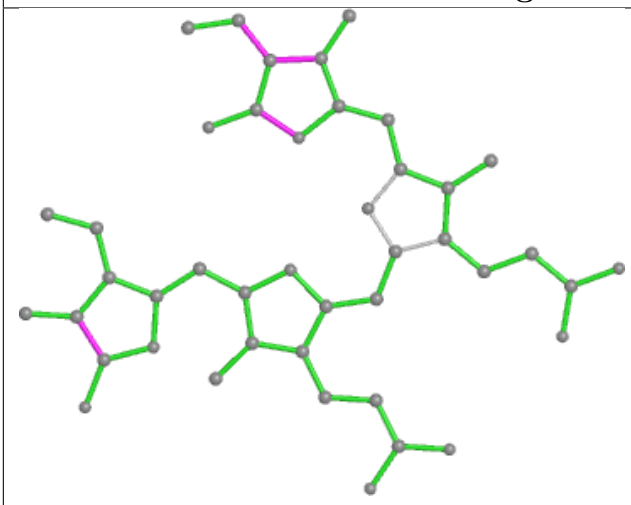

Bond lengths

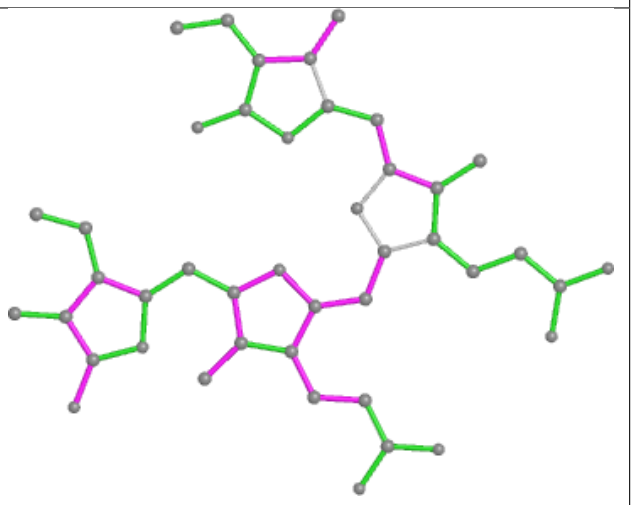

Bond angles

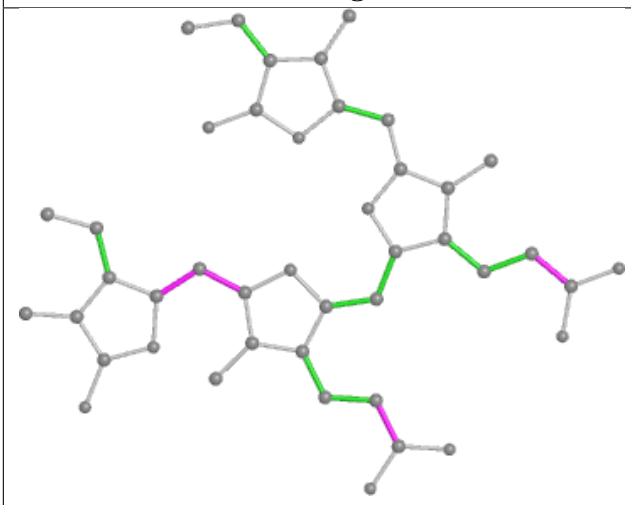

Torsions

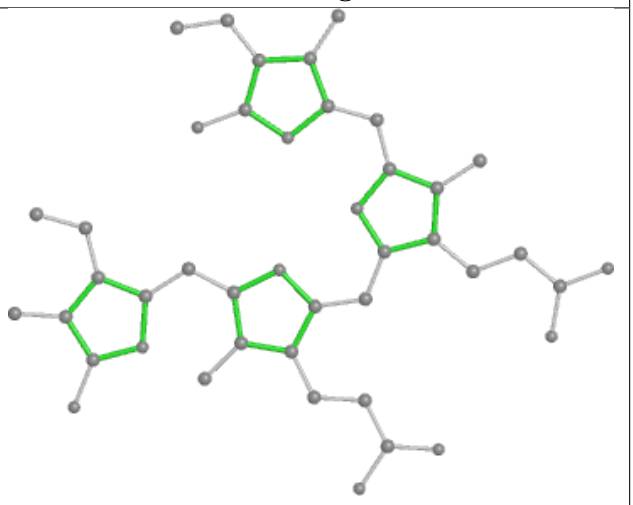

Rings

Ligand PUB Z4 203

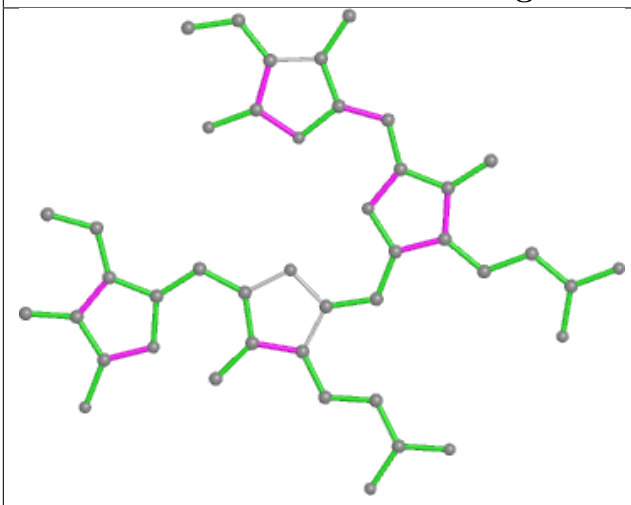

Bond lengths

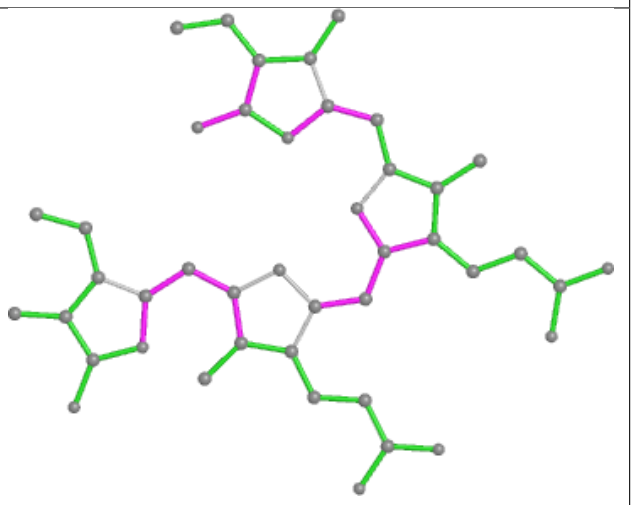

Bond angles

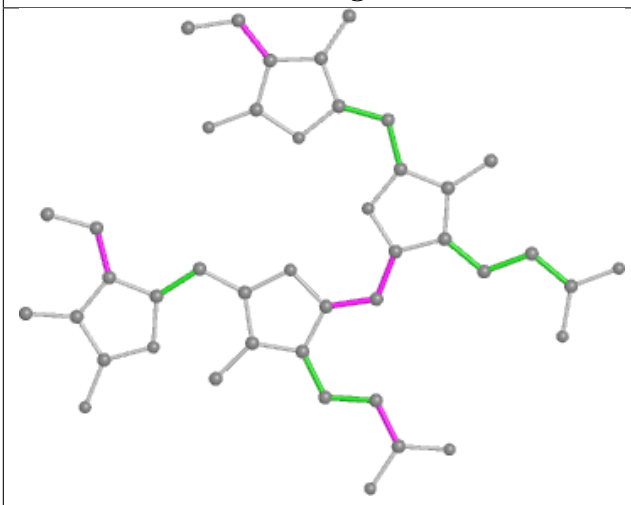

Torsions

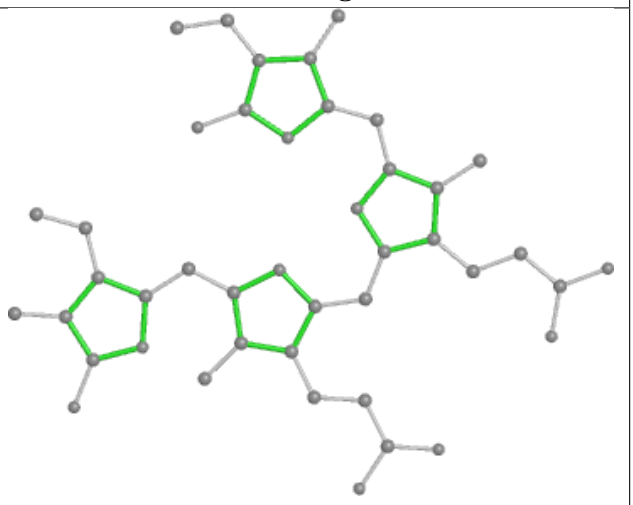

Rings

Ligand PEB V4 202

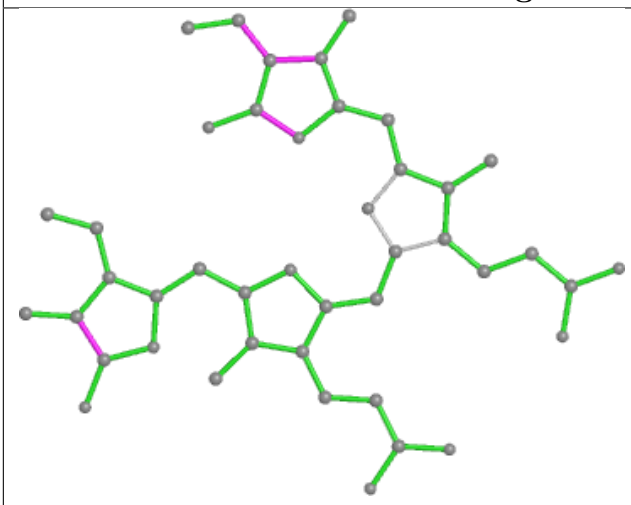

Bond lengths

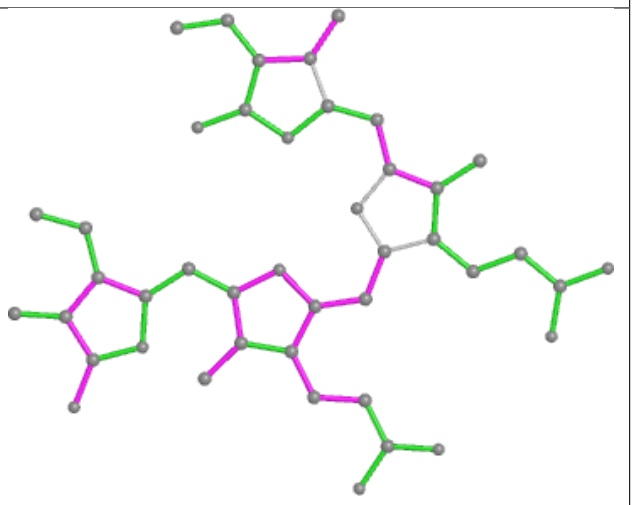

Bond angles

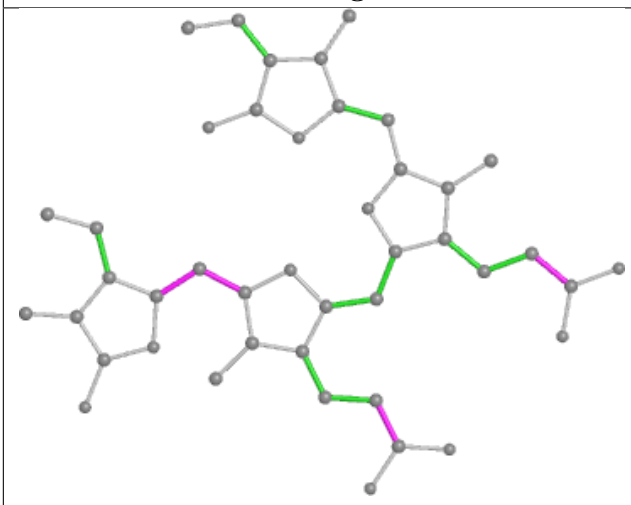

Torsions

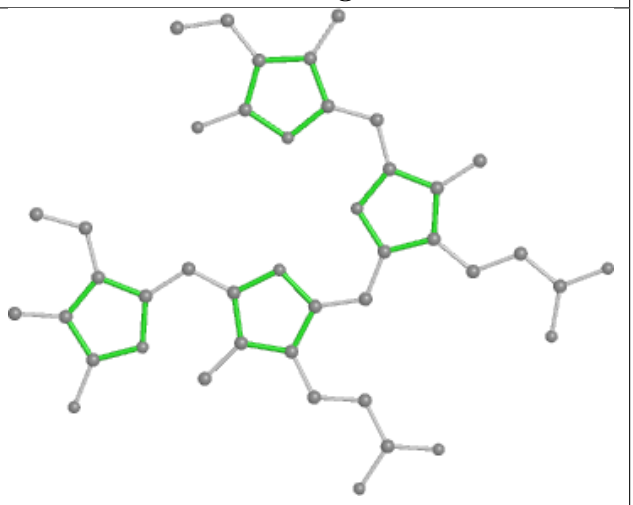

Rings

Ligand PEB c4 201

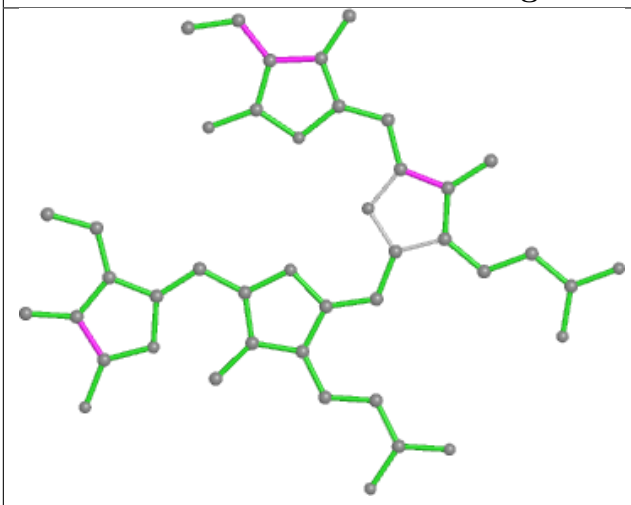

Bond lengths

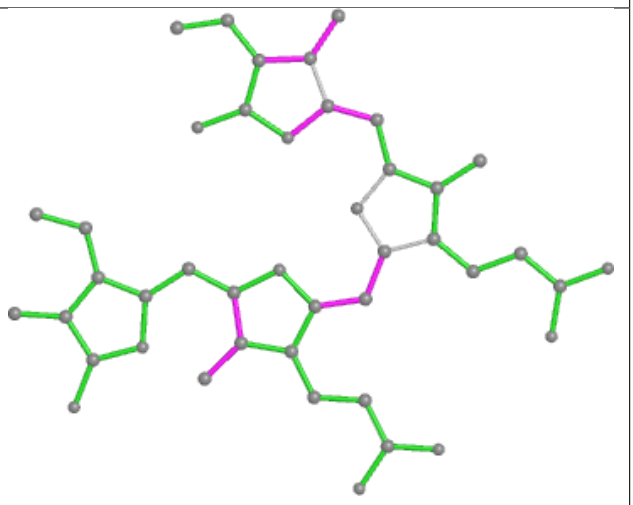

Bond angles

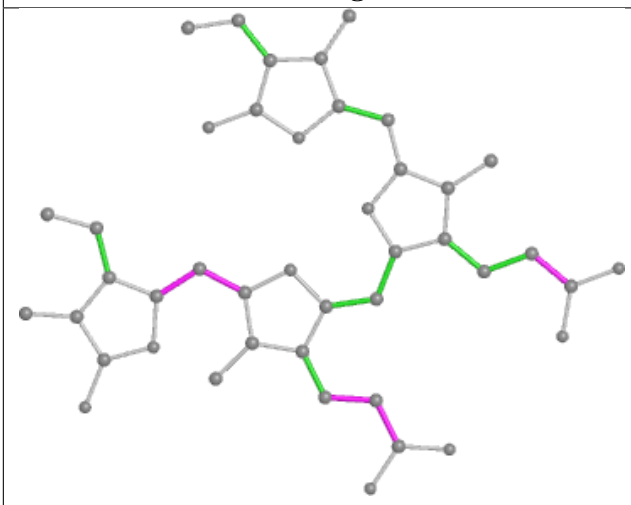

Torsions

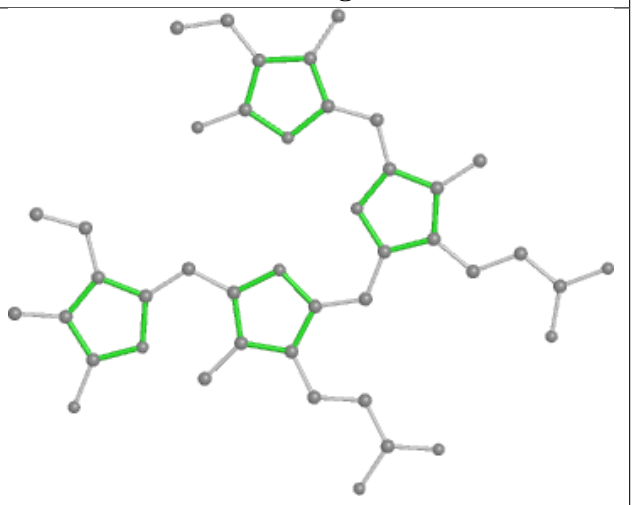

Rings

Ligand PEB Q6 201

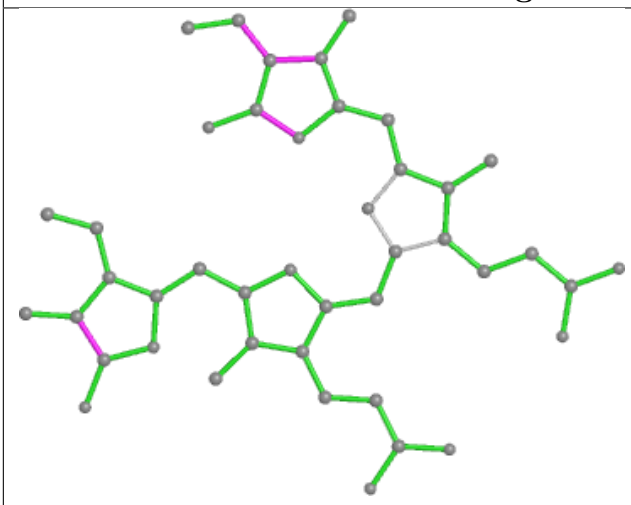

Bond lengths

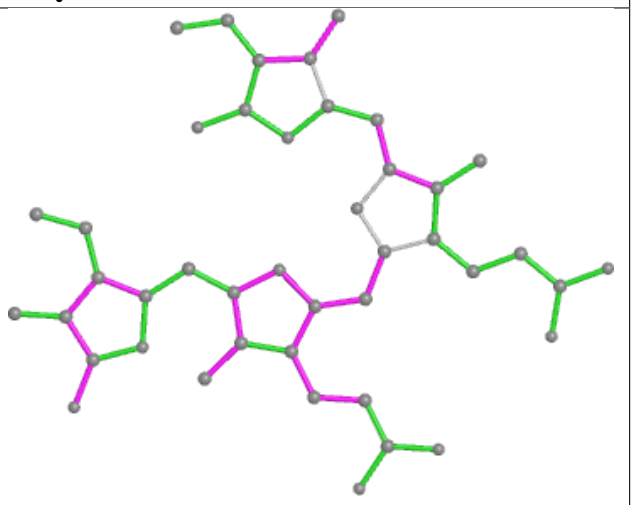

Bond angles

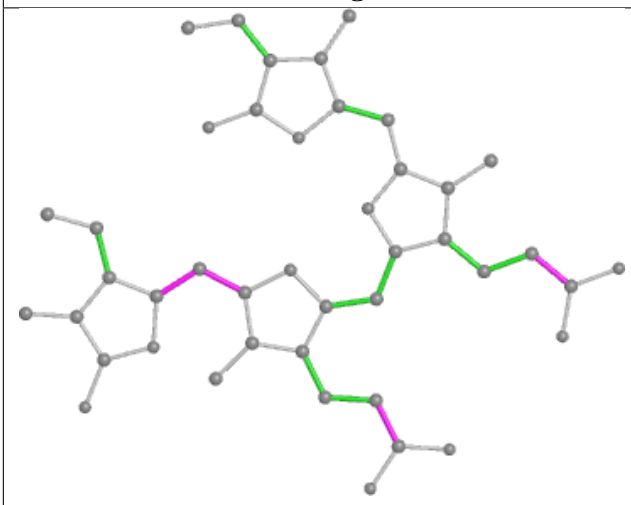

Torsions

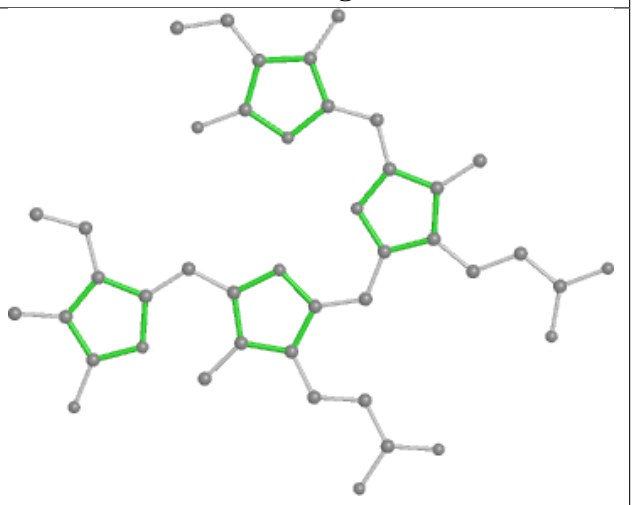

Rings

Ligand CYC s1 201

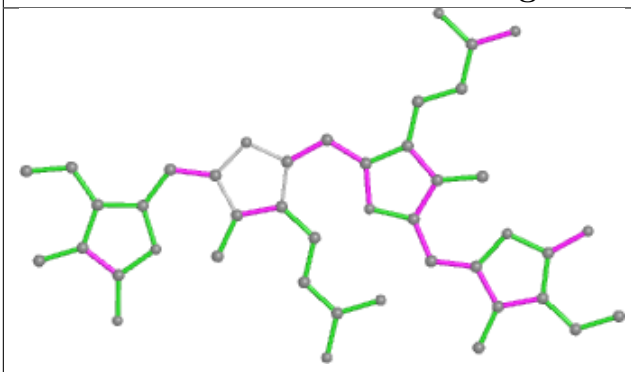

Bond lengths

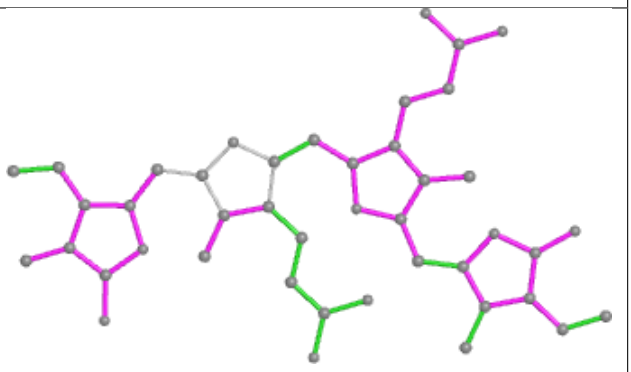

Bond angles

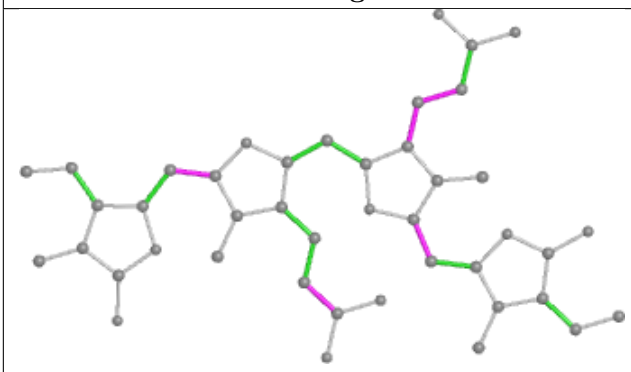

Torsions

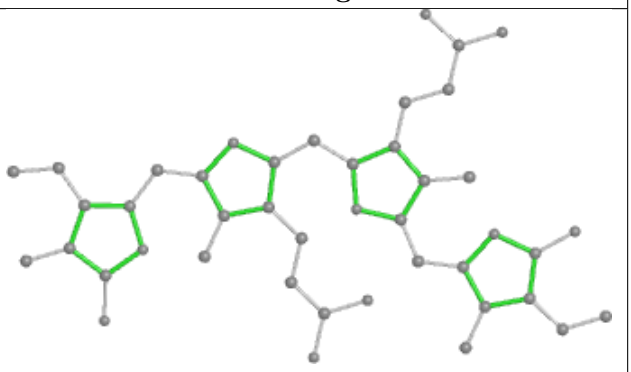

Rings

Ligand PEB R5 201

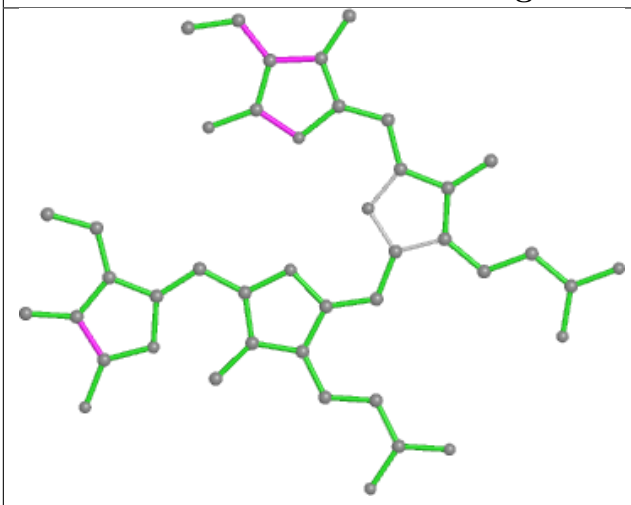

Bond lengths

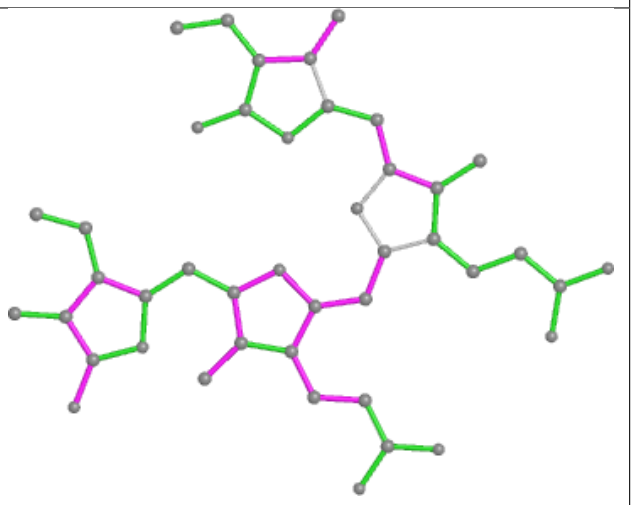

Bond angles

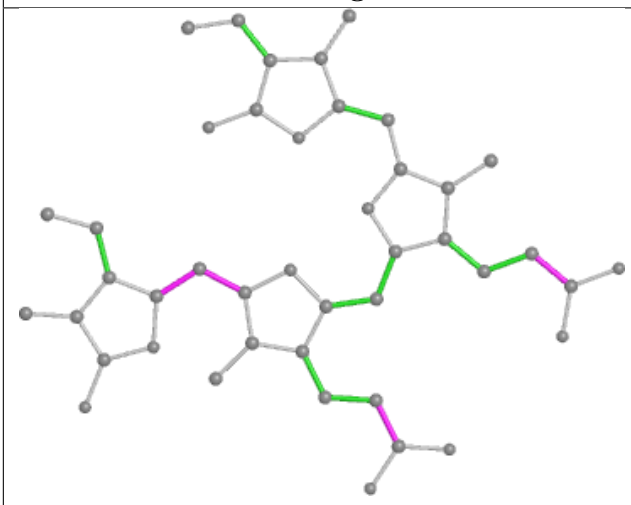

Torsions

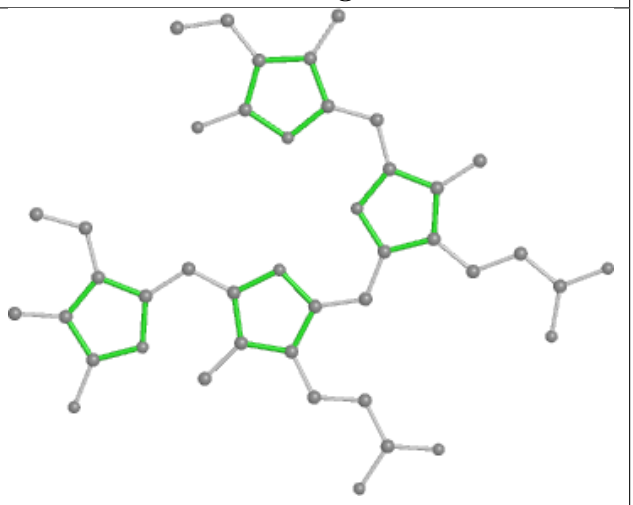

Rings

Ligand PEB A6 1002

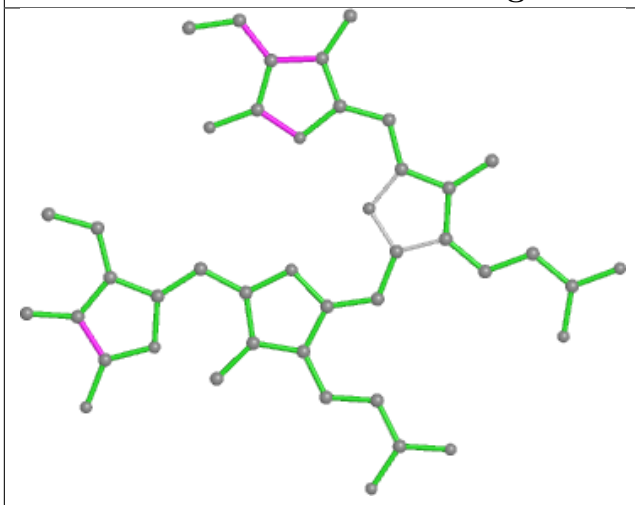

Bond lengths

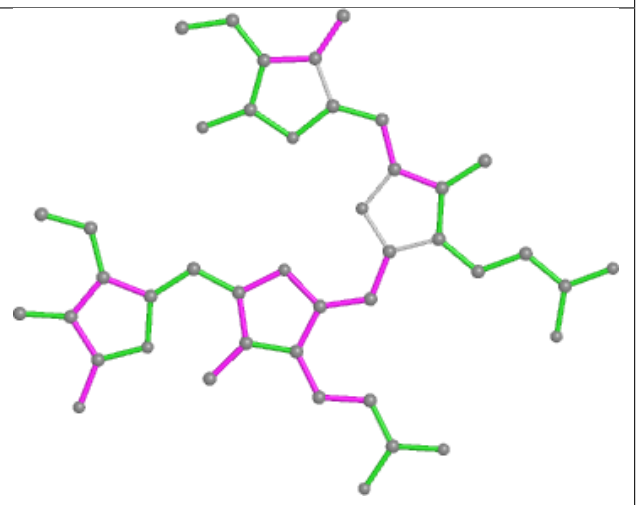

Bond angles

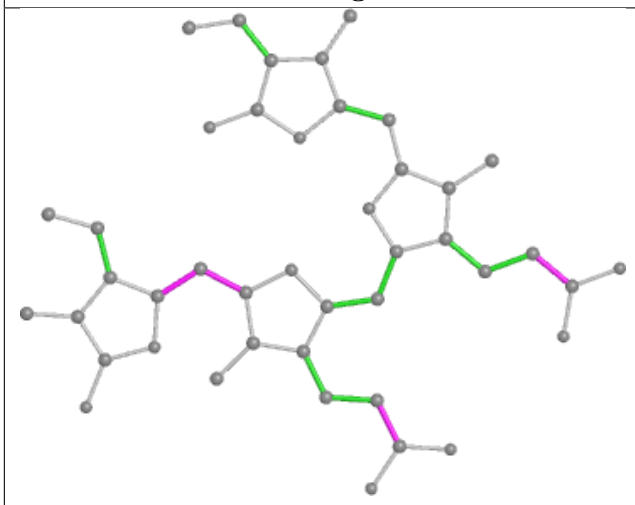

Torsions

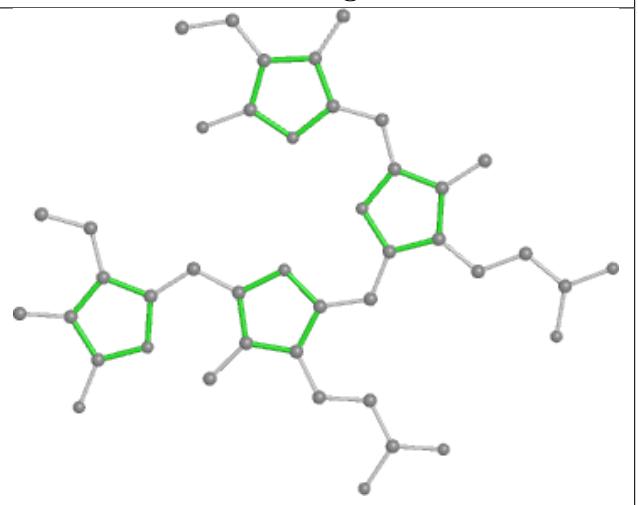

Rings

Ligand PEB cj 202

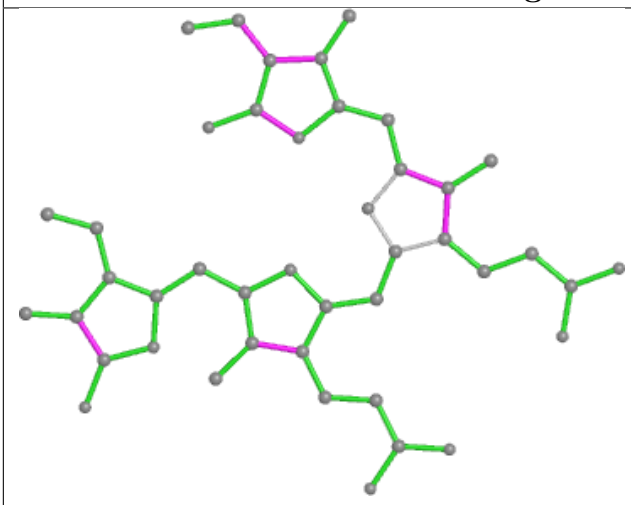

Bond lengths

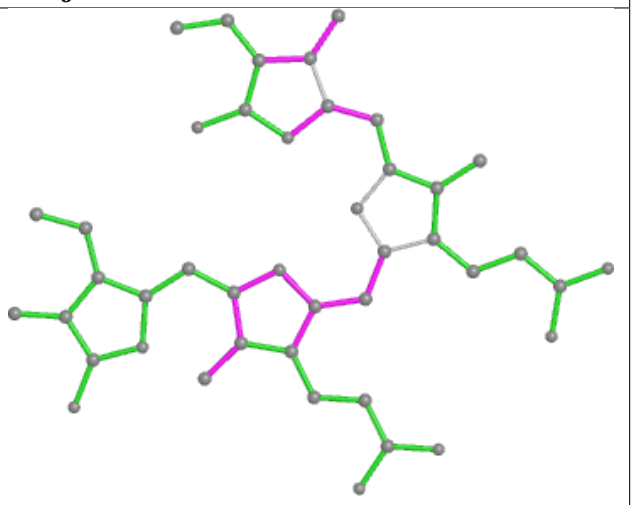

Bond angles

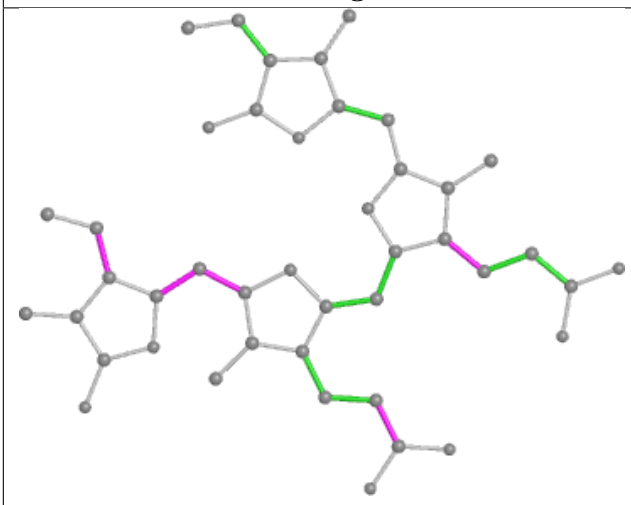

Torsions

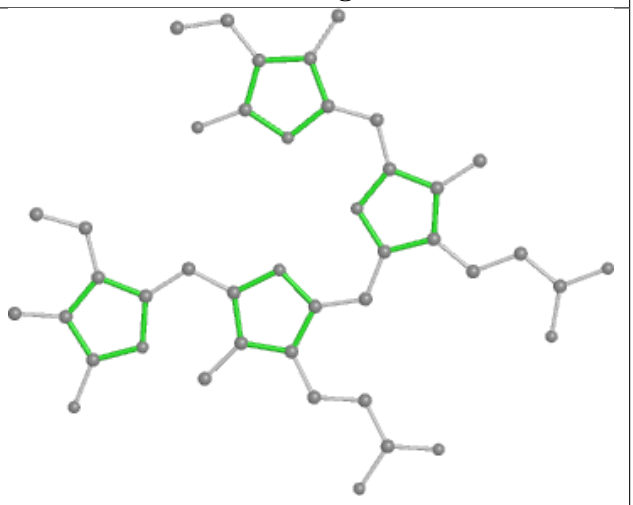

Rings

Ligand PEB di 202

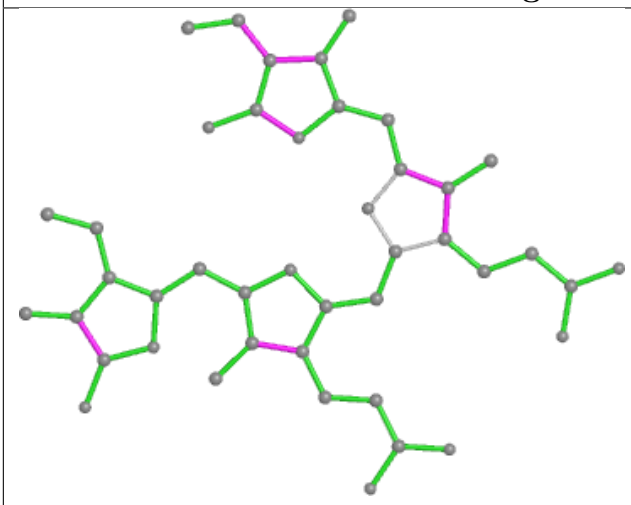

Bond lengths

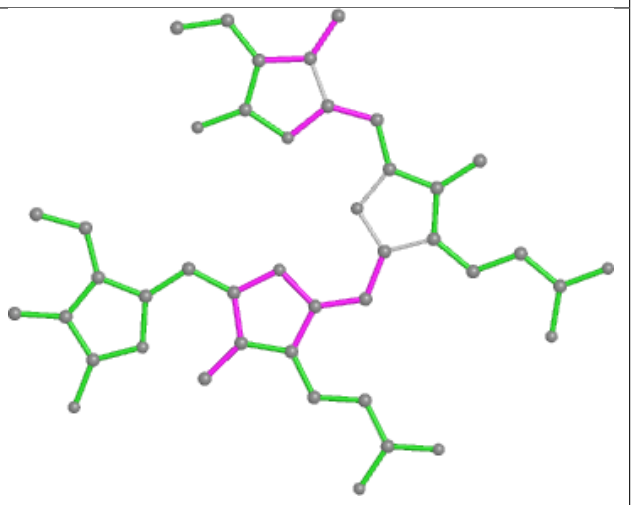

Bond angles

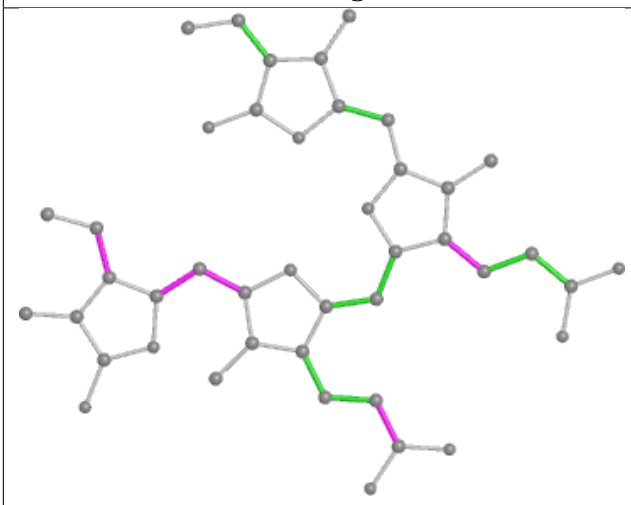

Torsions

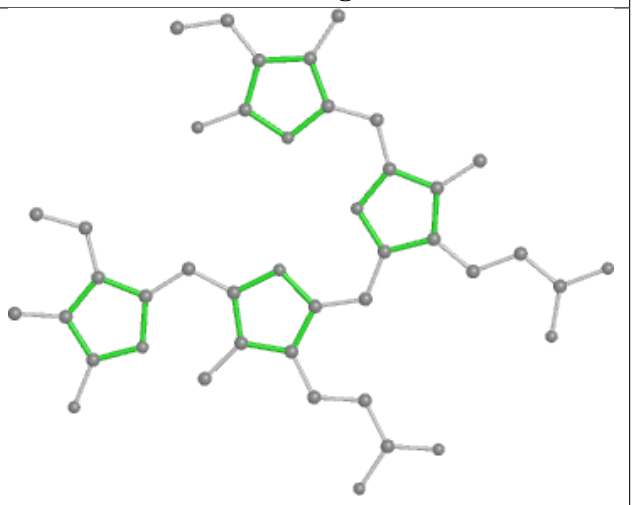

Rings

Ligand PVN aY 403

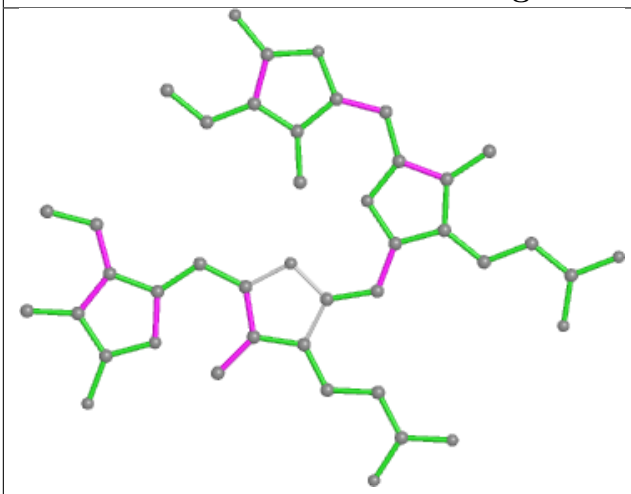

Bond lengths

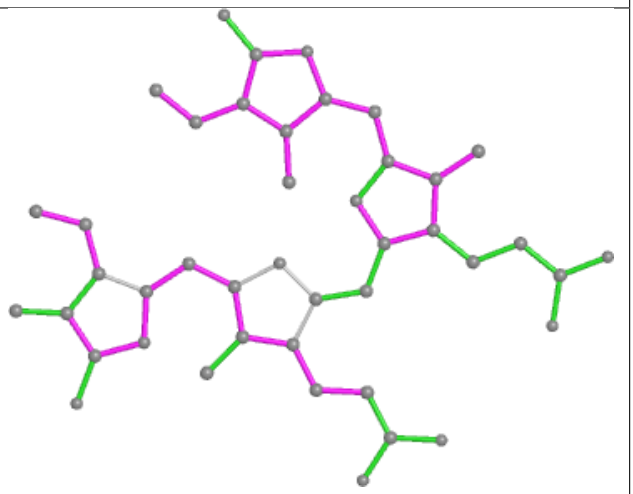

Bond angles

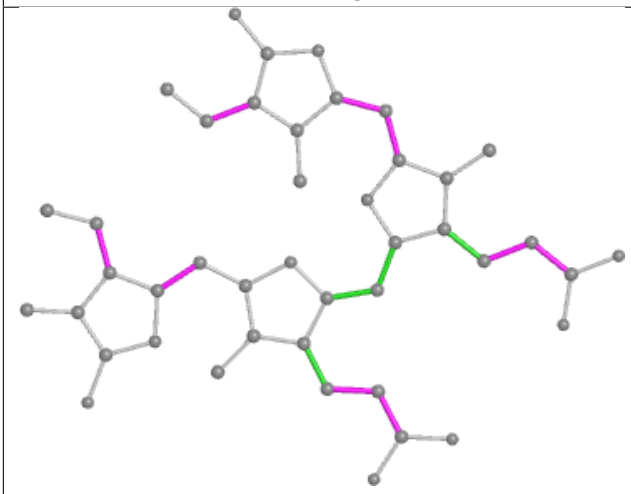

Torsions

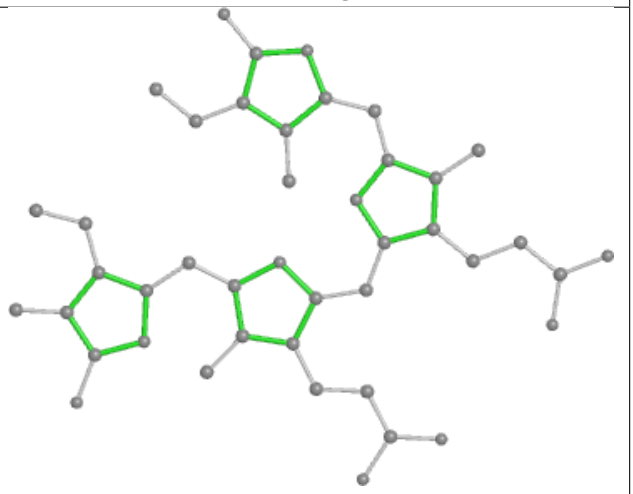

Rings

Ligand PEB dF 201

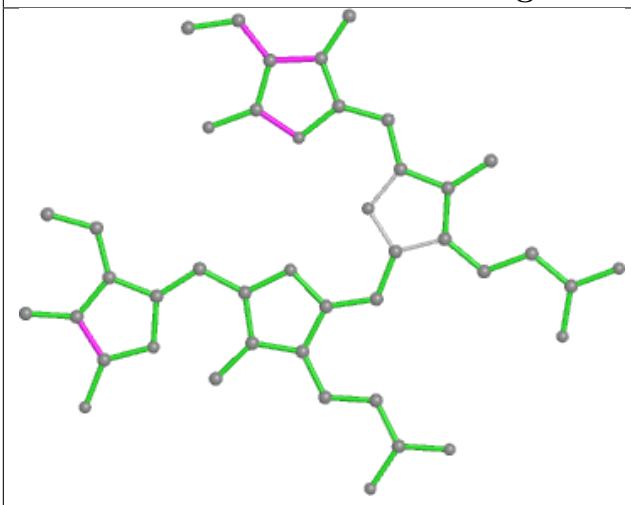

Bond lengths

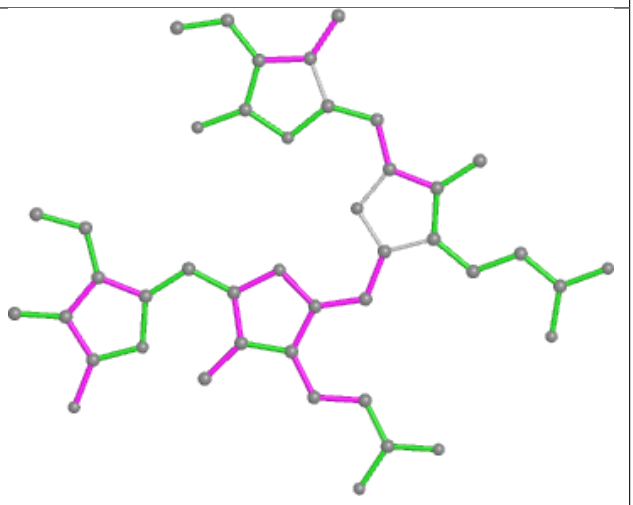

Bond angles

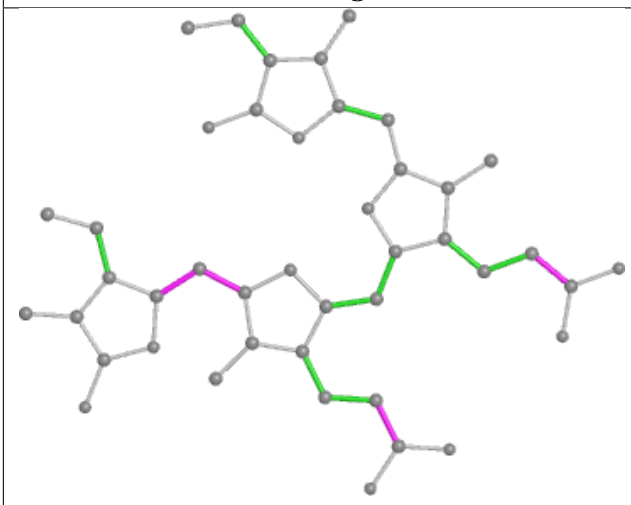

Torsions

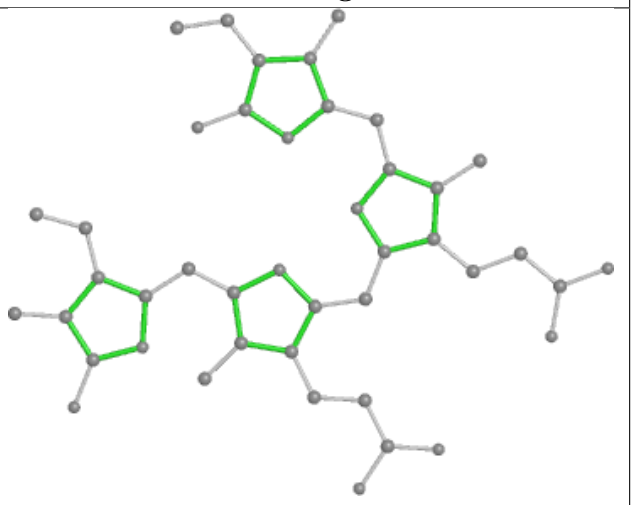

Rings

Ligand PEB e9 303

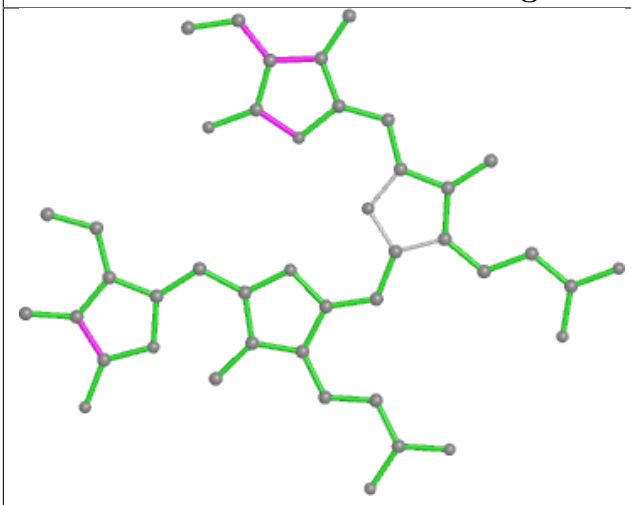

Bond lengths

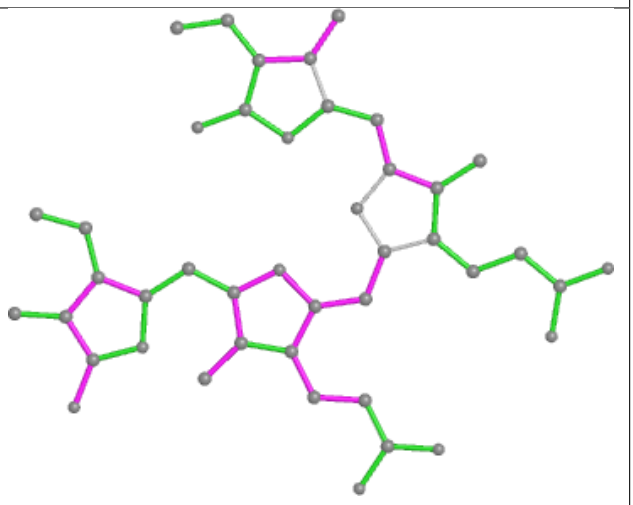

Bond angles

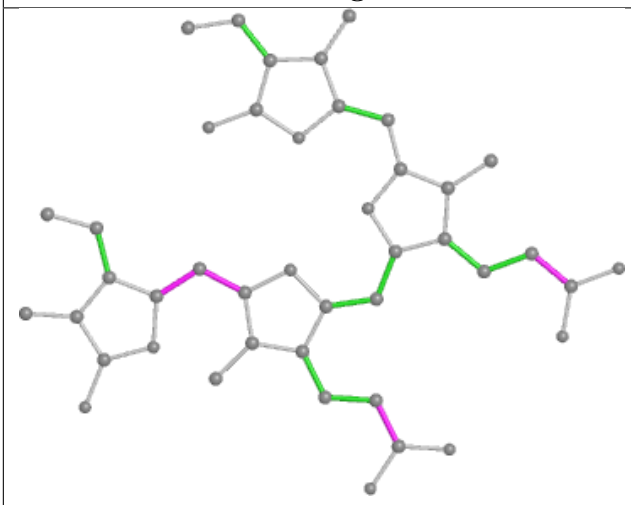

Torsions

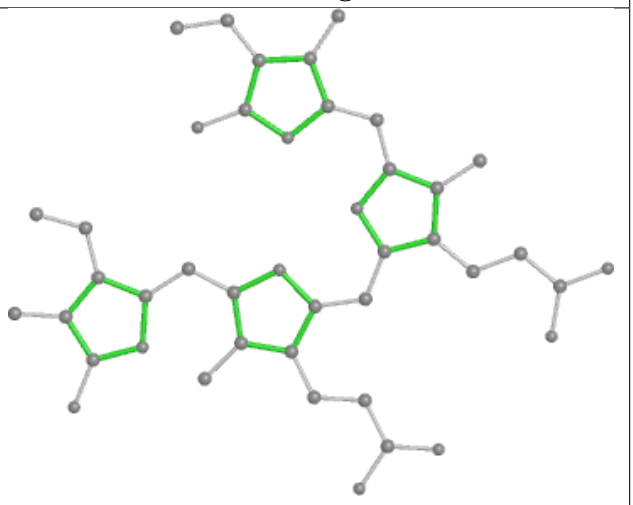

Rings

Ligand PEB cS 201

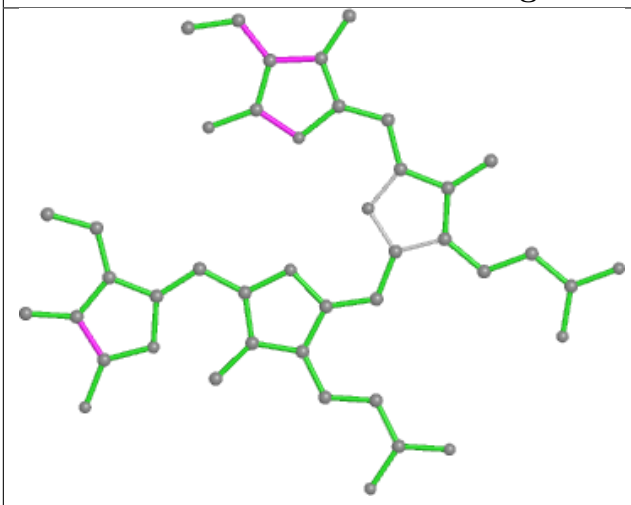

Bond lengths

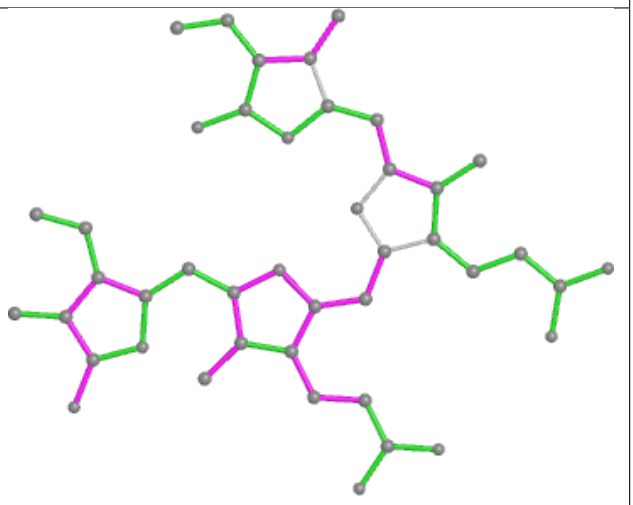

Bond angles

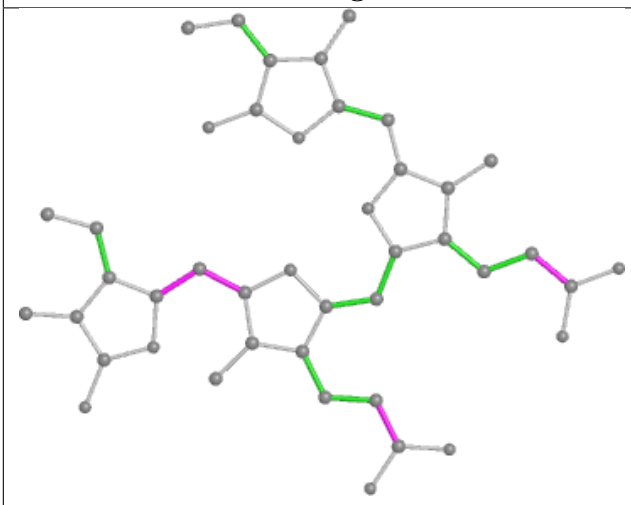

Torsions

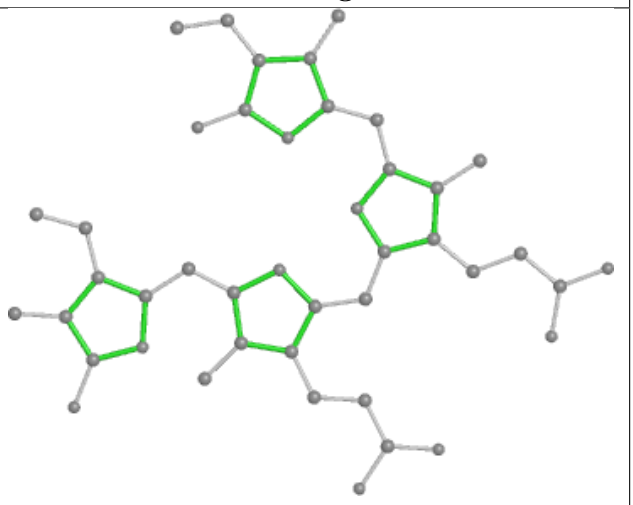

Rings

Ligand PEB g2 202

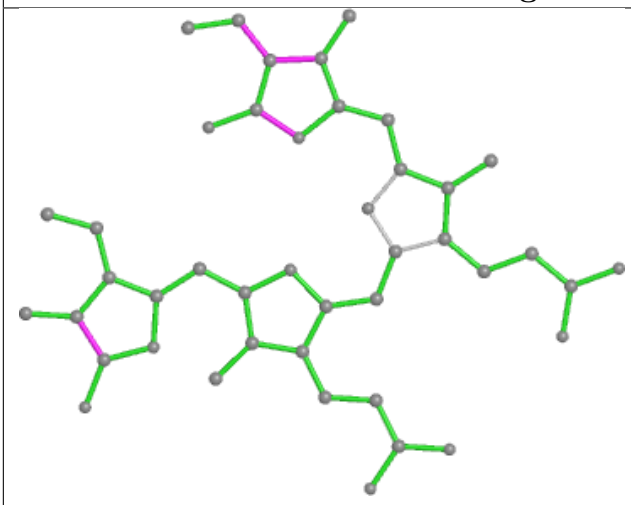

Bond lengths

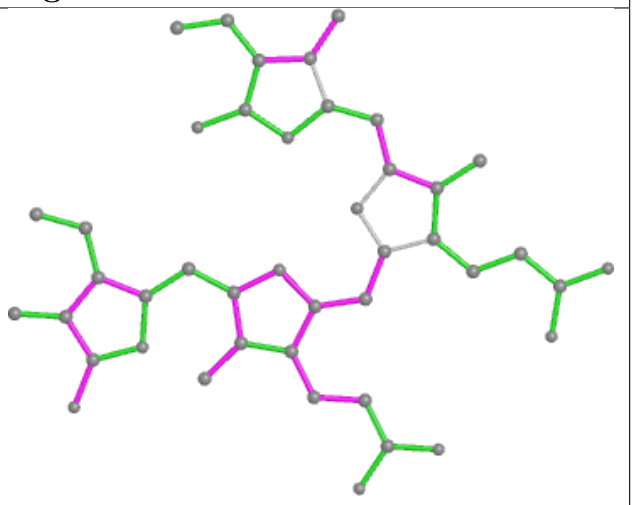

Bond angles

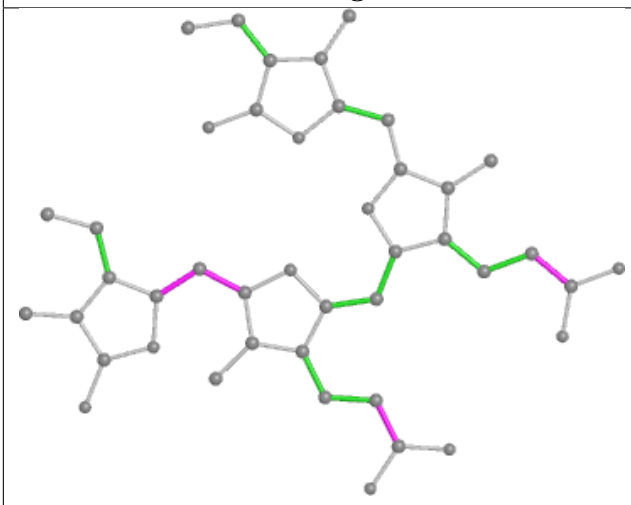

Torsions

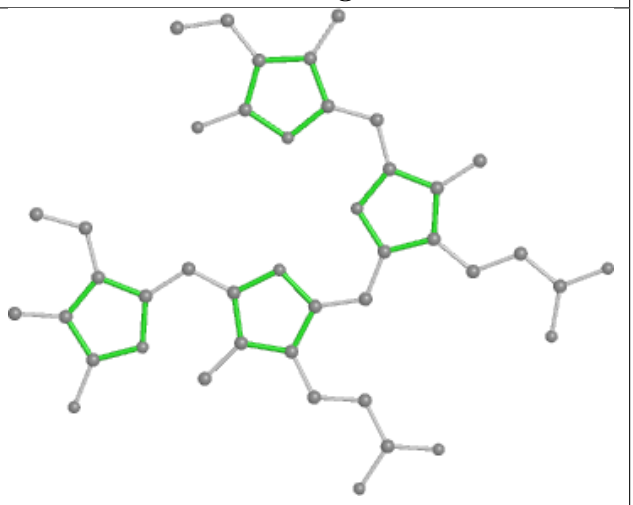

Rings

Ligand PEB lw 201

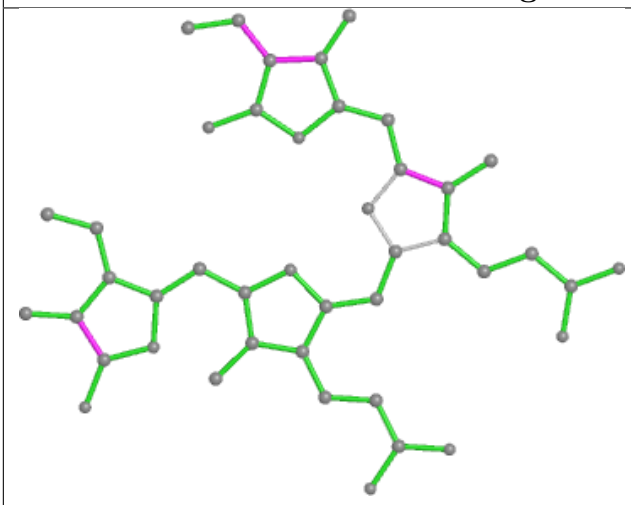

Bond lengths

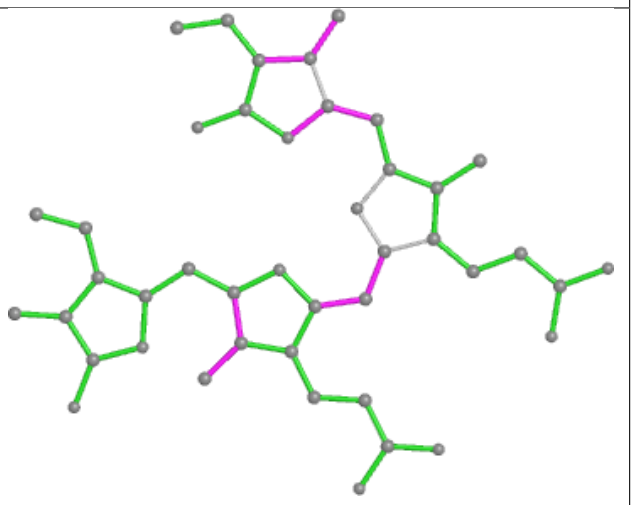

Bond angles

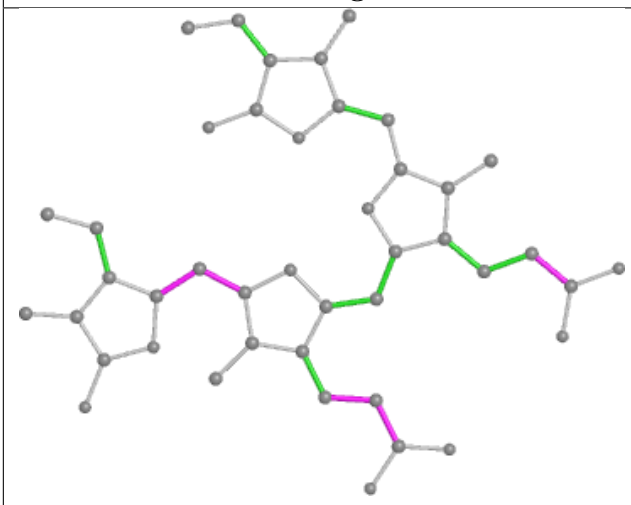

Torsions

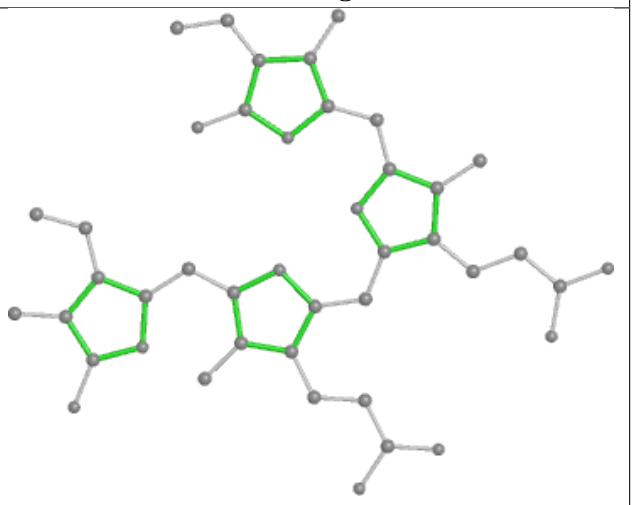

Rings

Ligand PEB E3 202

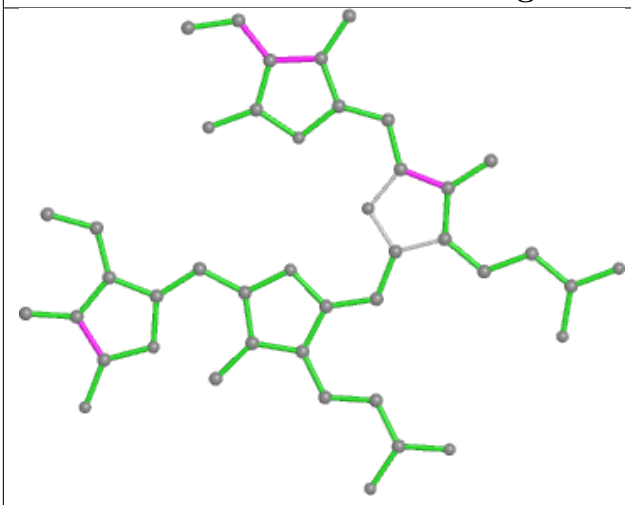

Bond lengths

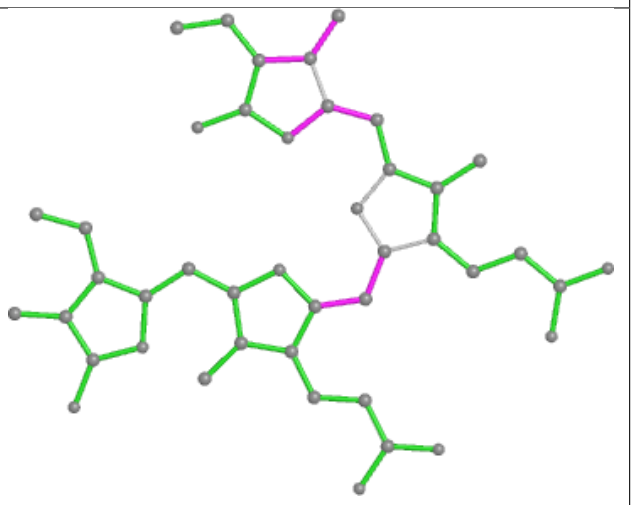

Bond angles

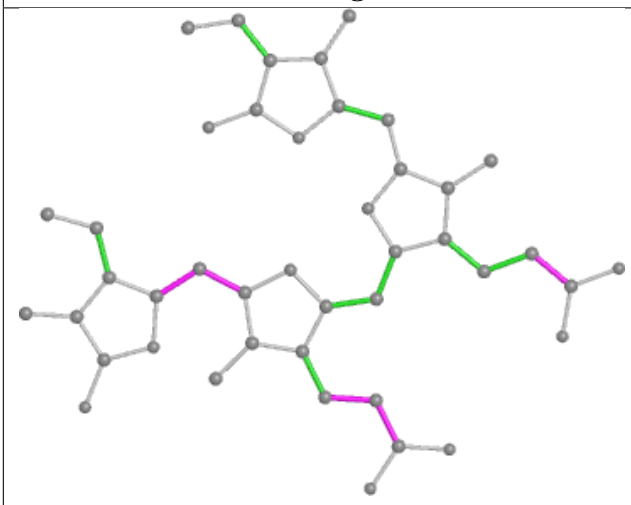

Torsions

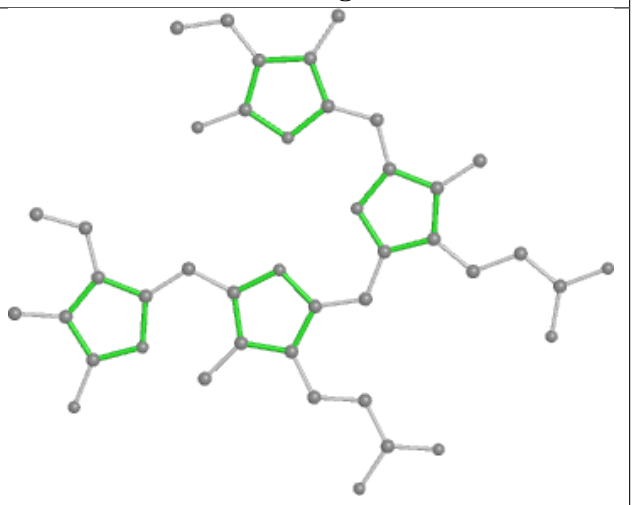

Rings

Ligand PEB cl 201

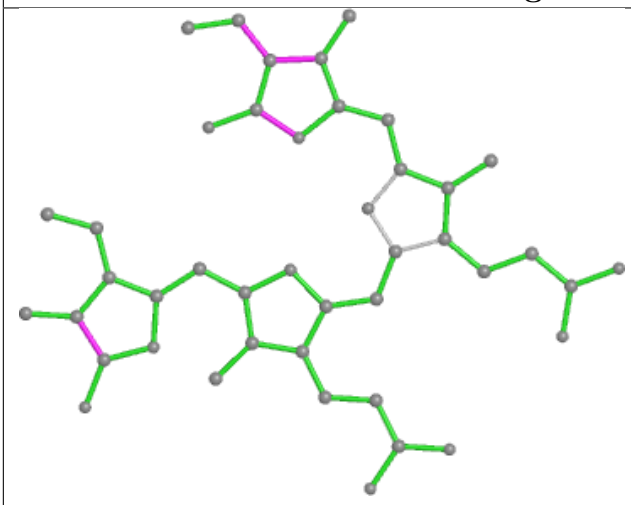

Bond lengths

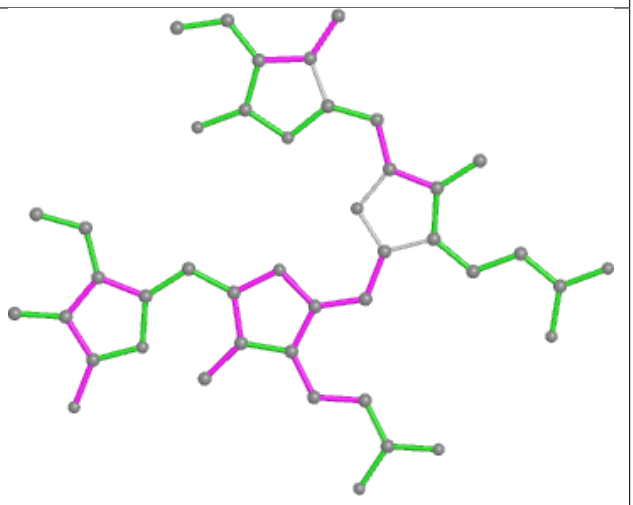

Bond angles

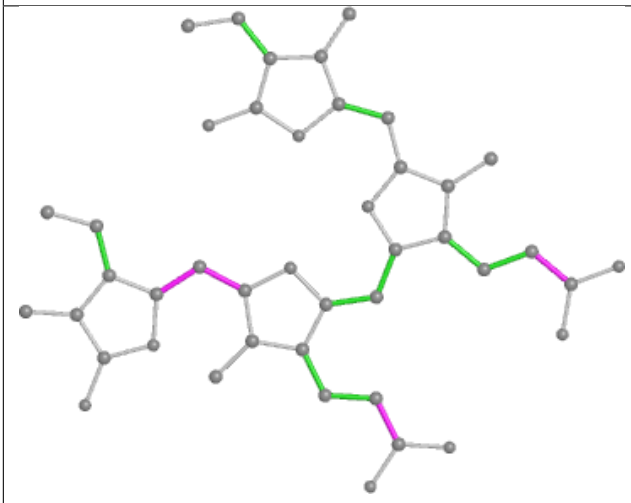

Torsions

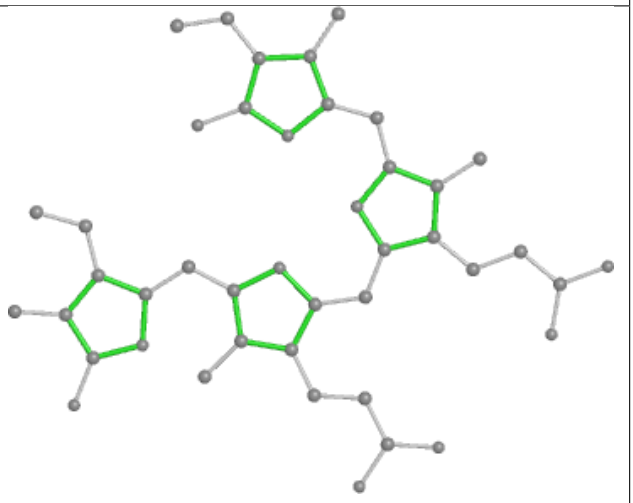

Rings

Ligand PEB f2 201

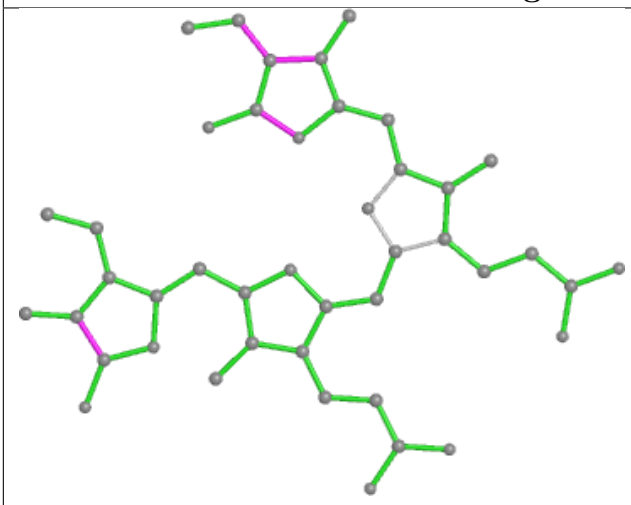

Bond lengths

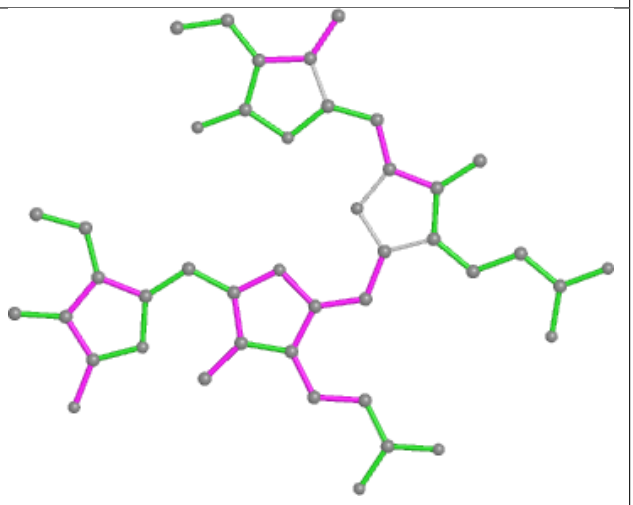

Bond angles

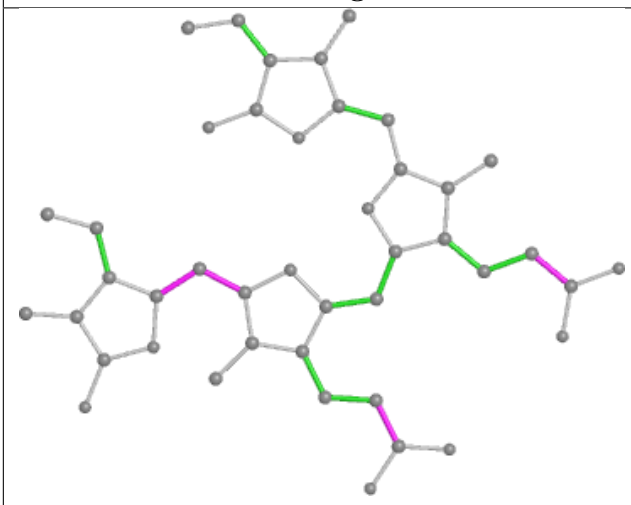

Torsions

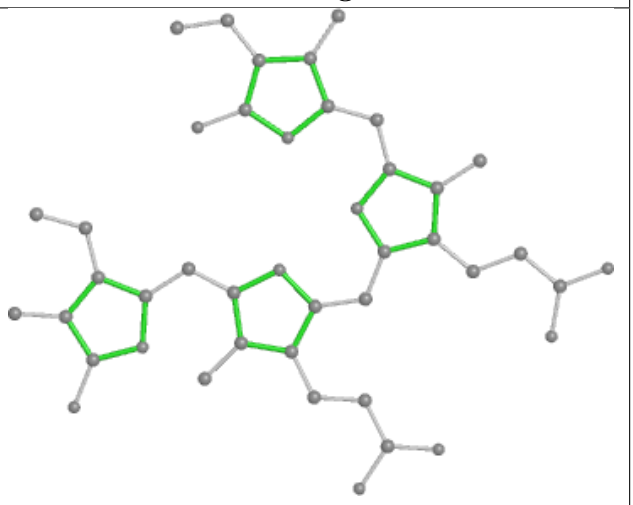

Rings

Ligand PEB H3 202

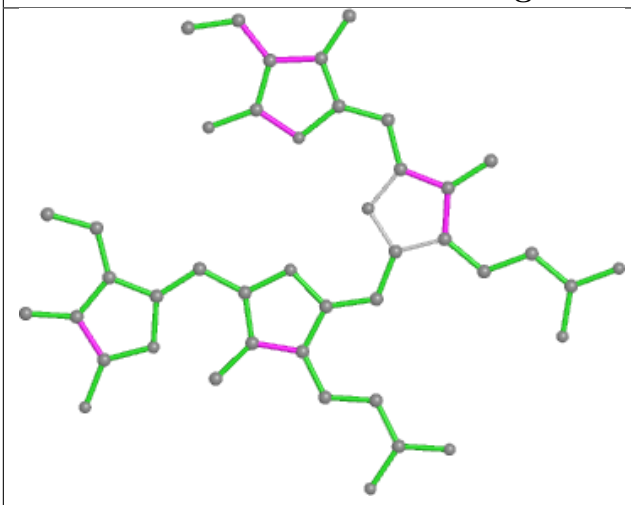

Bond lengths

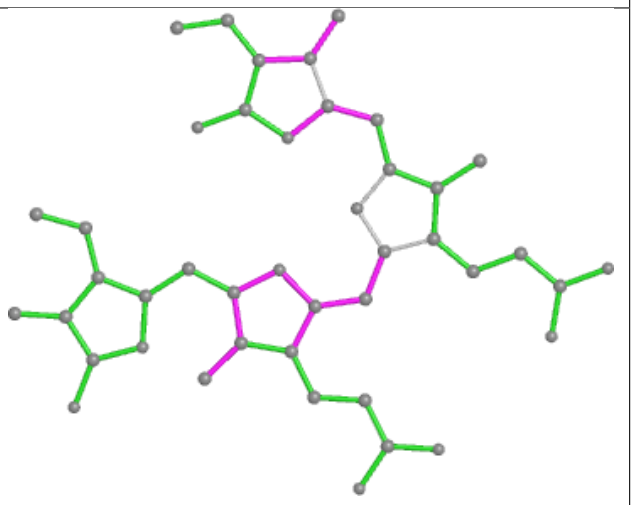

Bond angles

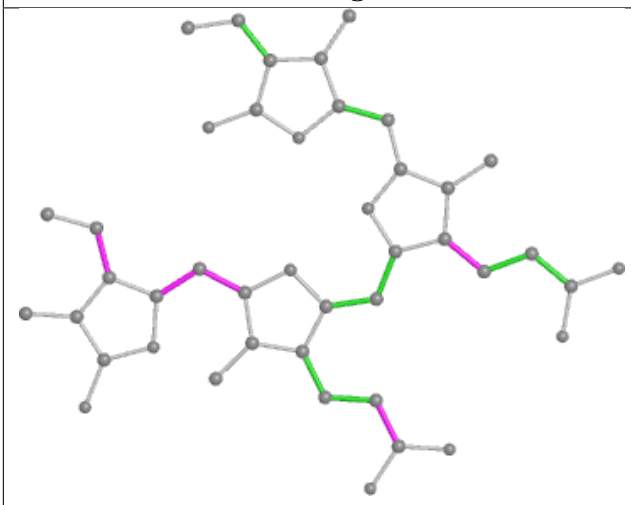

Torsions

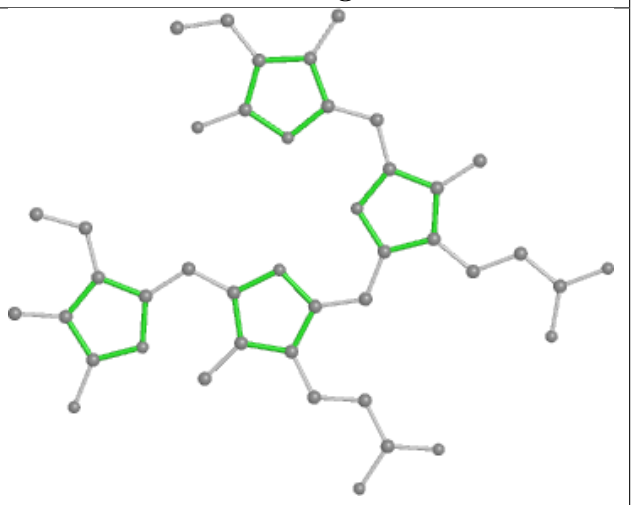

Rings

Ligand PEB ao 202

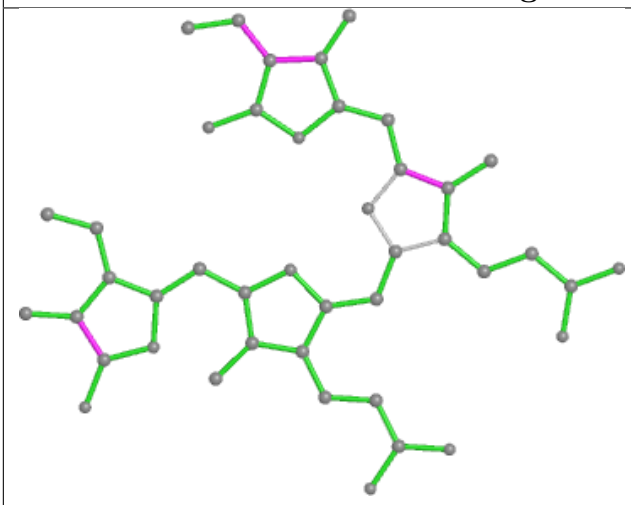

Bond lengths

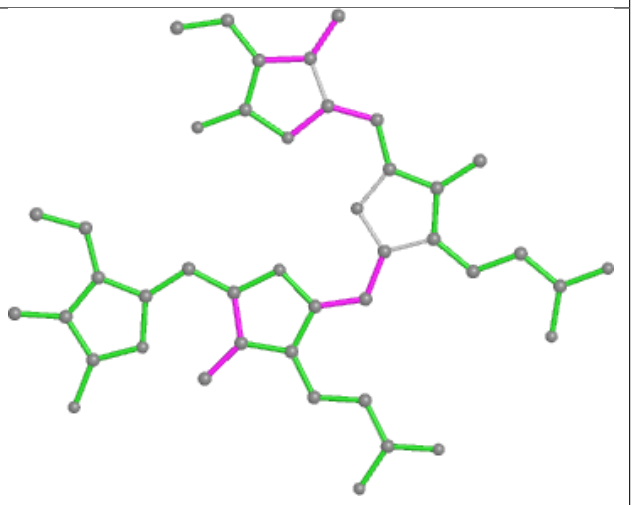

Bond angles

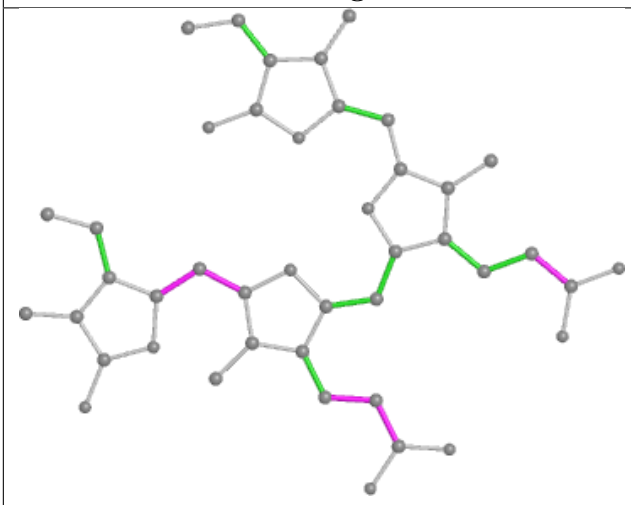

Torsions

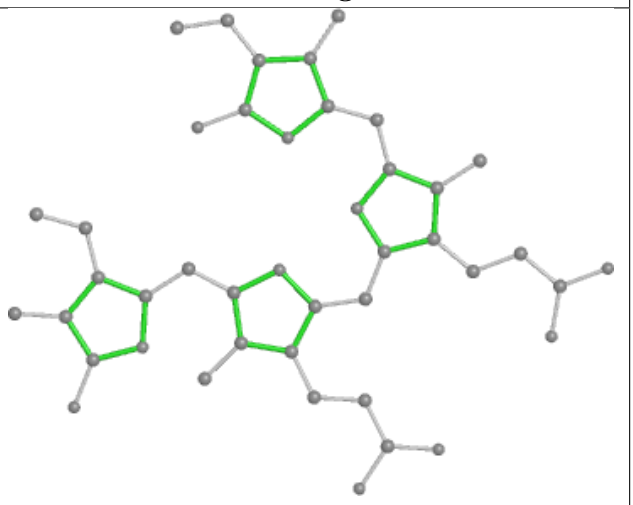

Rings

Ligand PEB z2 201

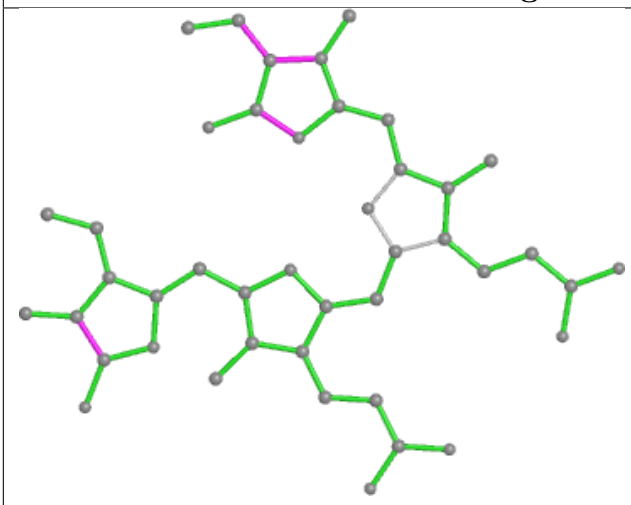

Bond lengths

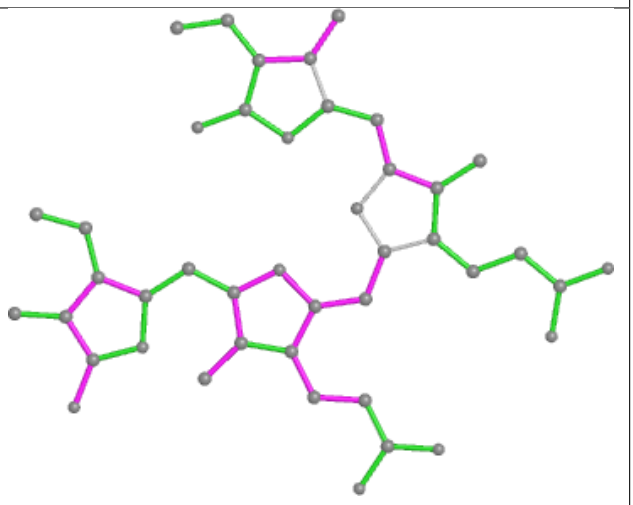

Bond angles

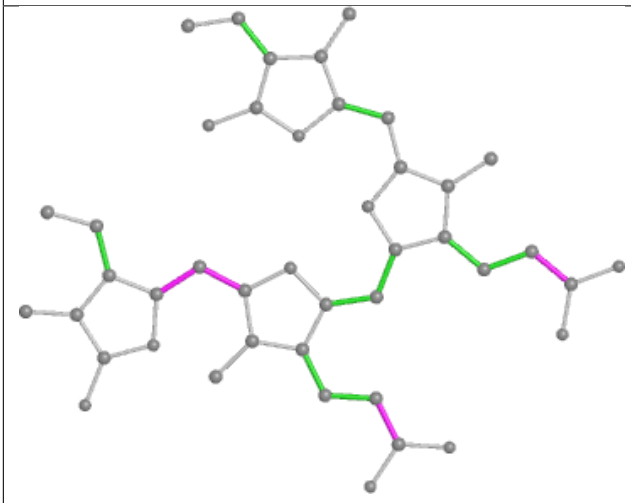

Torsions

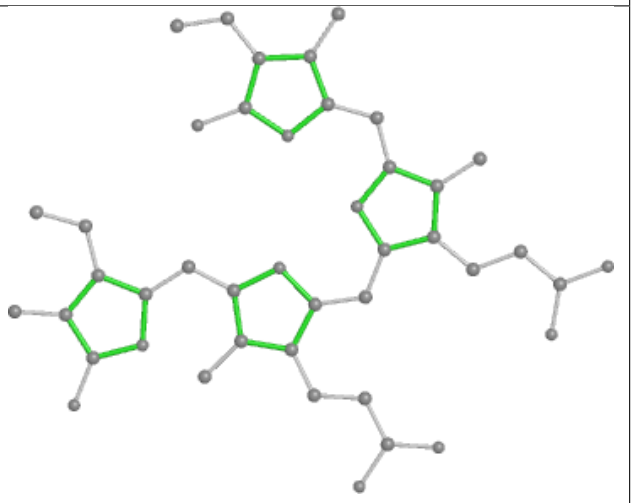

Rings

Ligand PUB lp 203

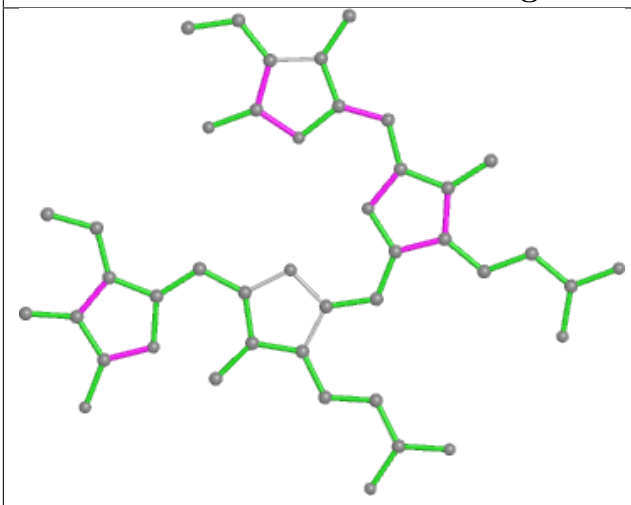

Bond lengths

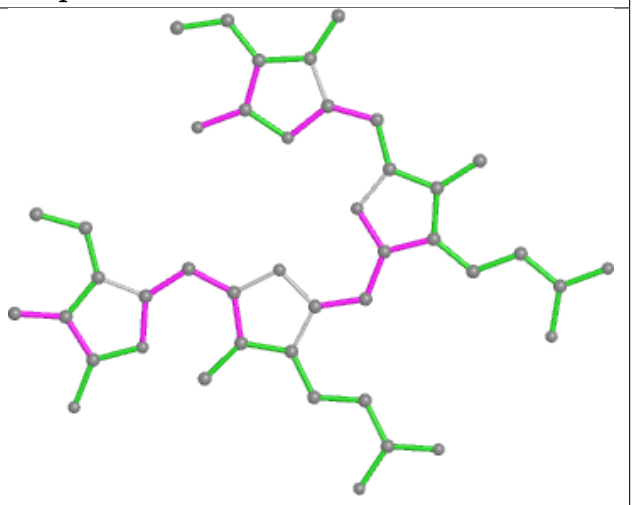

Bond angles

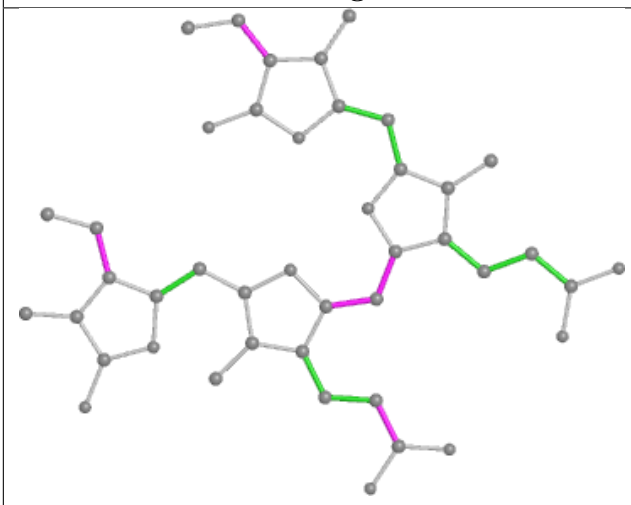

Torsions

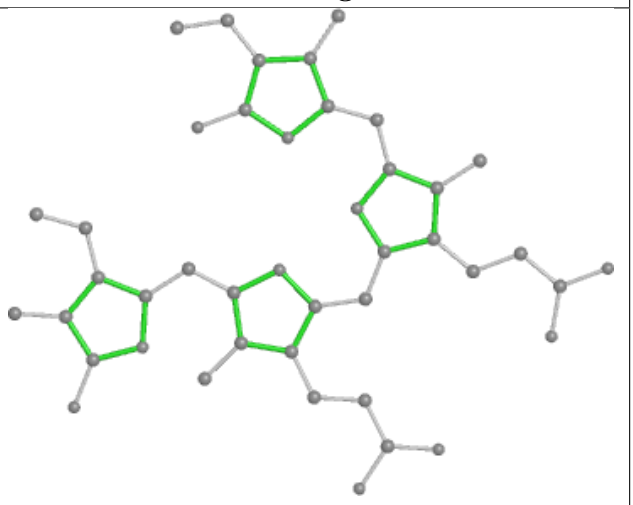

Rings

Ligand PEB U2 202

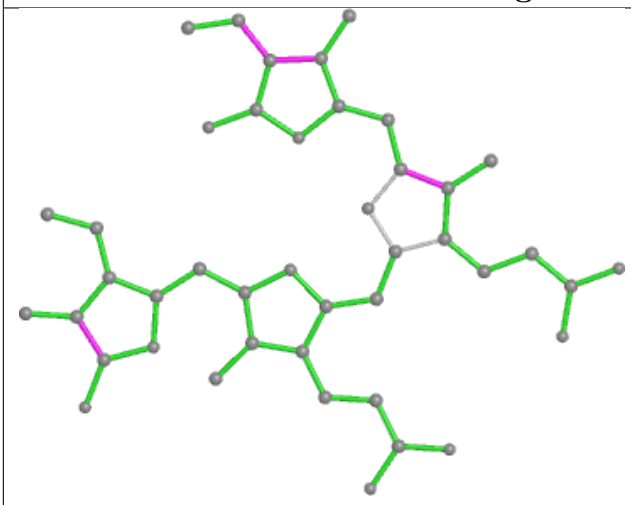

Bond lengths

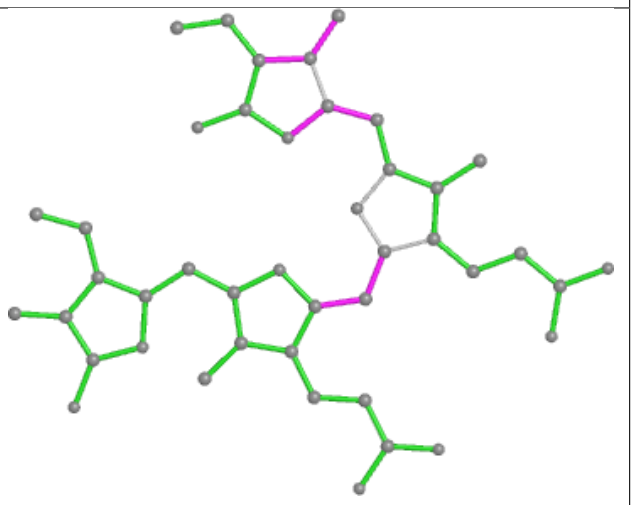

Bond angles

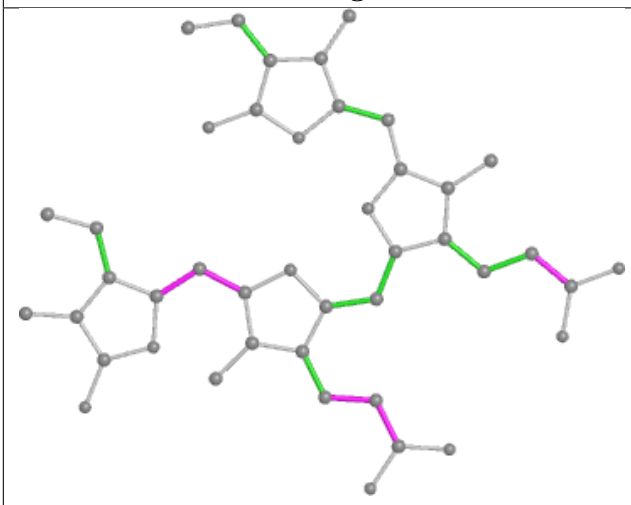

Torsions

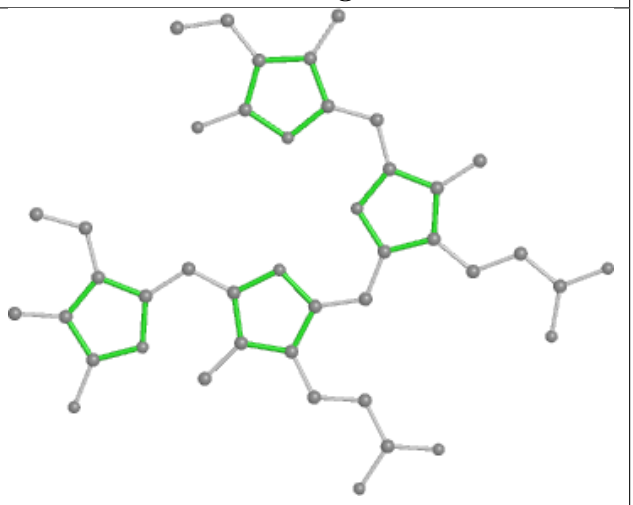

Rings

Ligand PEB cn 201

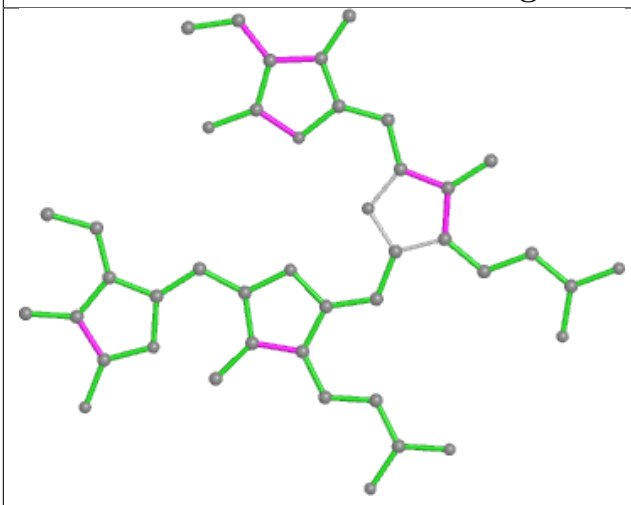

Bond lengths

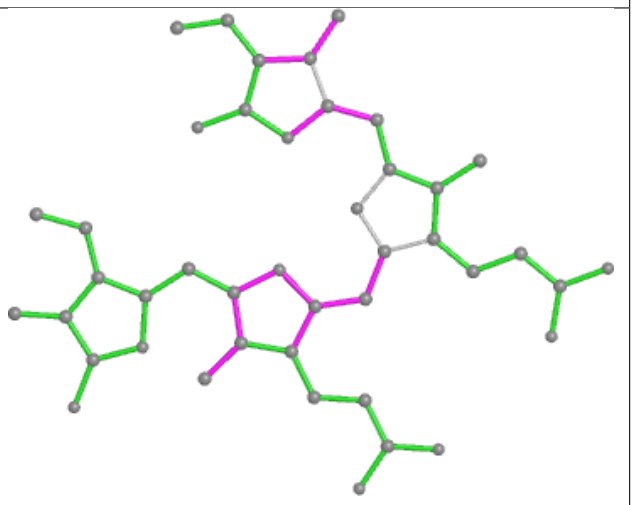

Bond angles

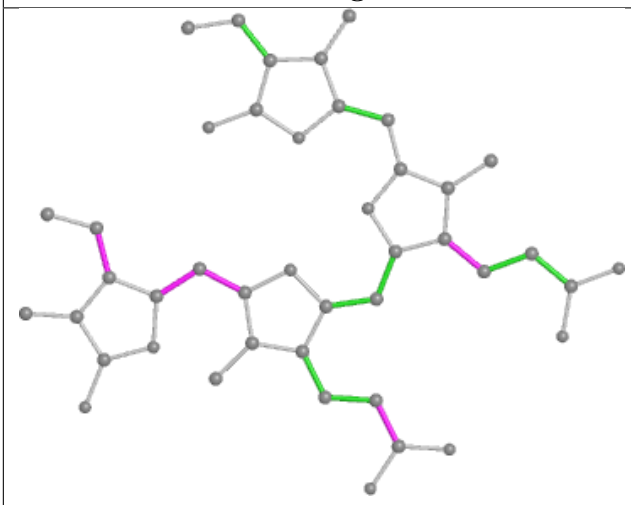

Torsions

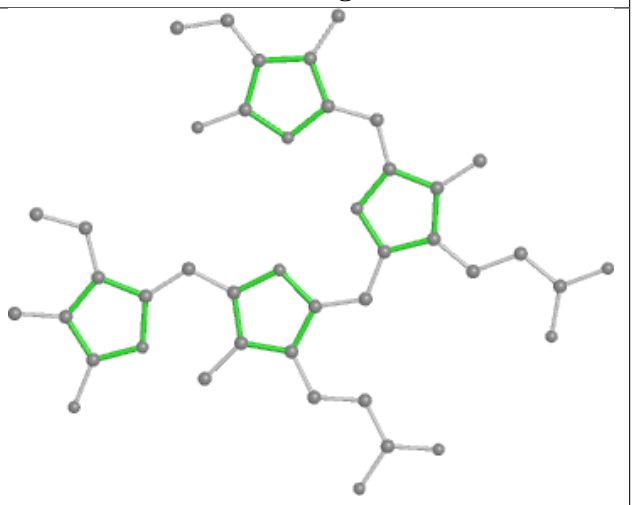

Rings

Ligand PEB ar 202

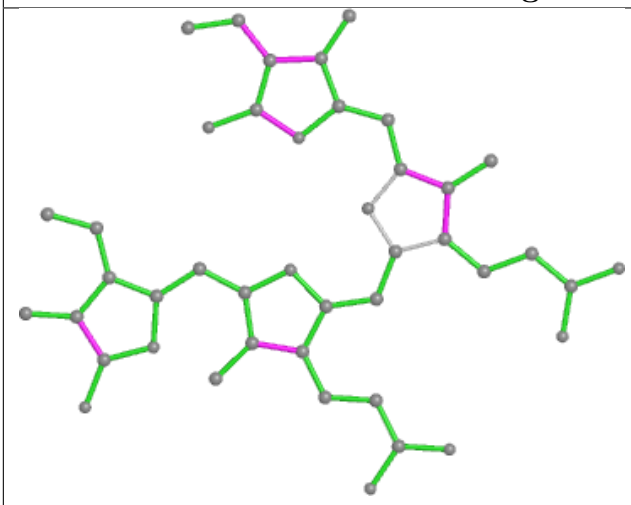

Bond lengths

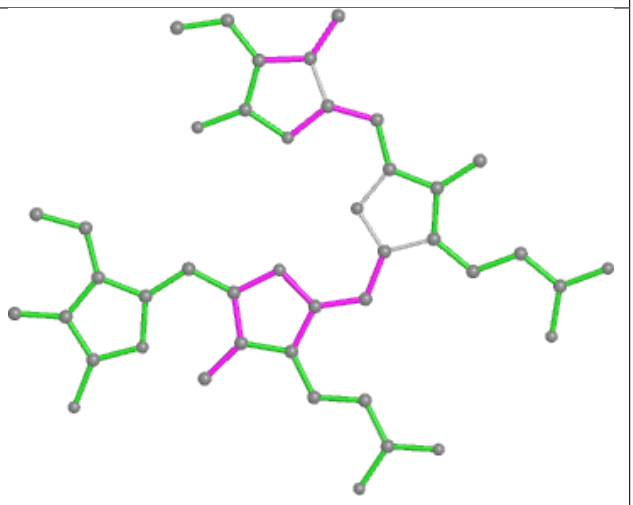

Bond angles

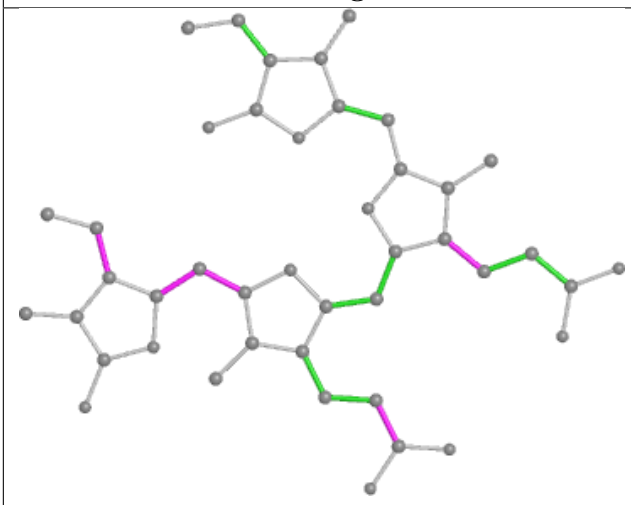

Torsions

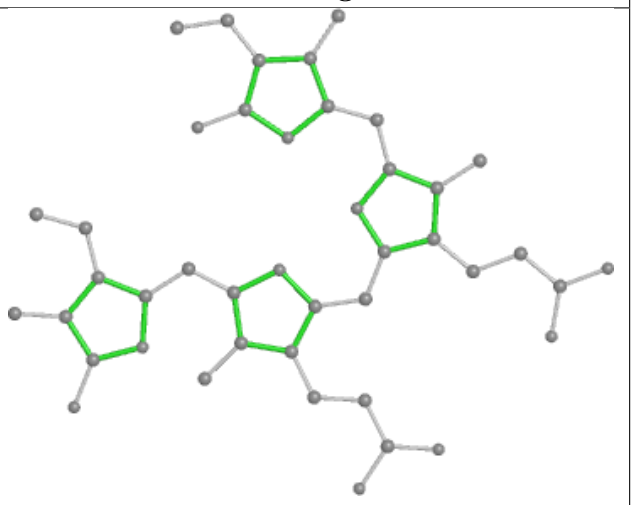

Rings

Ligand PEB gw 201

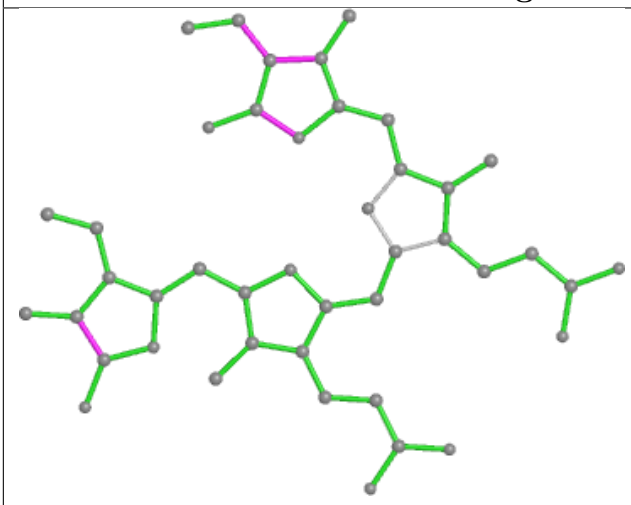

Bond lengths

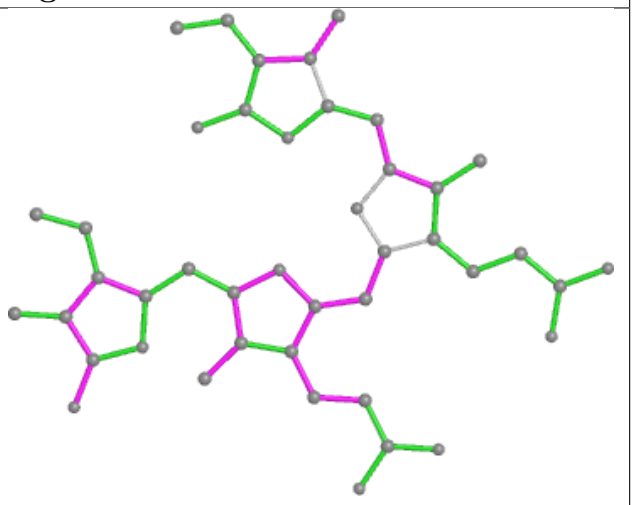

Bond angles

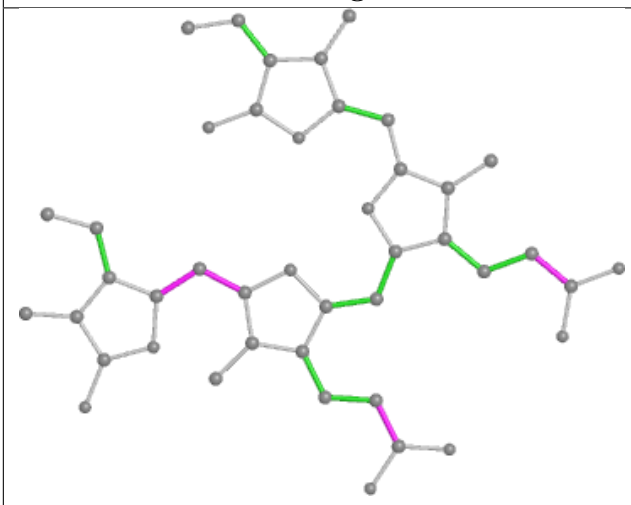

Torsions

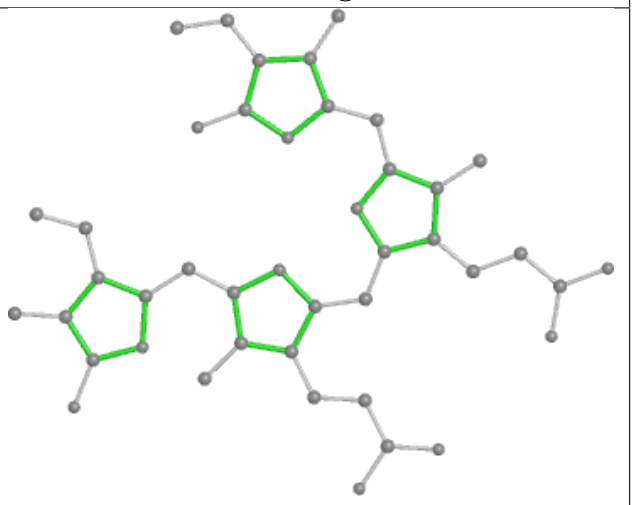

Rings

Ligand PEB W4 201

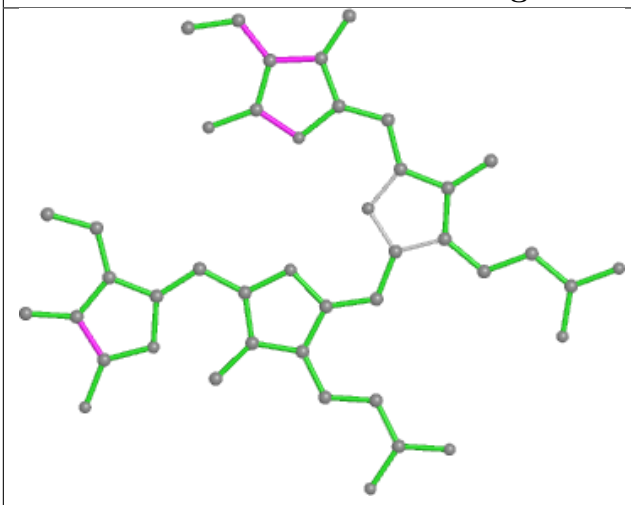

Bond lengths

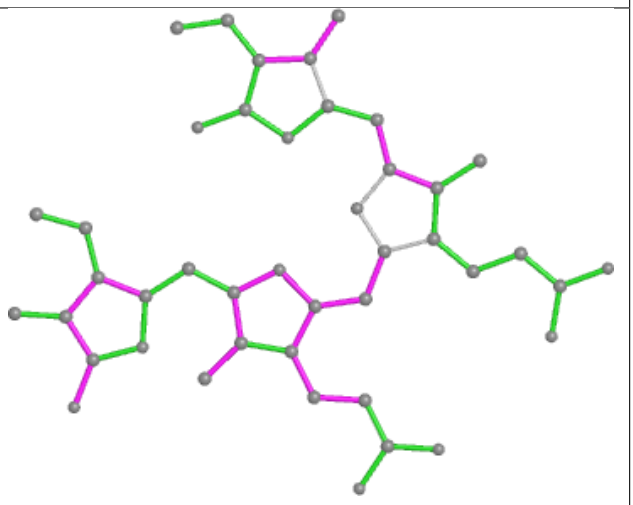

Bond angles

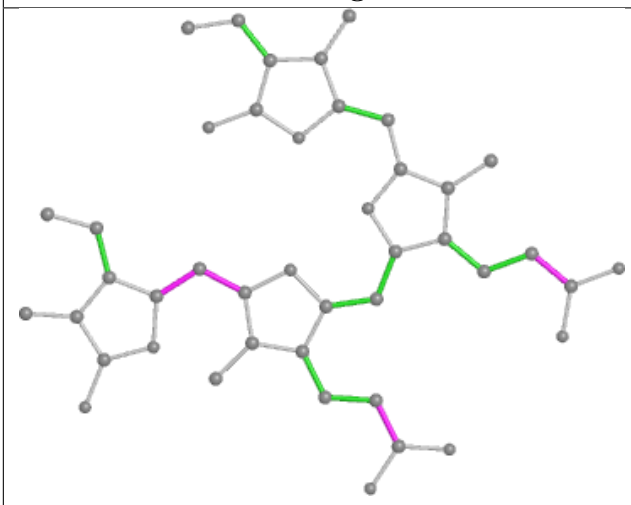

Torsions

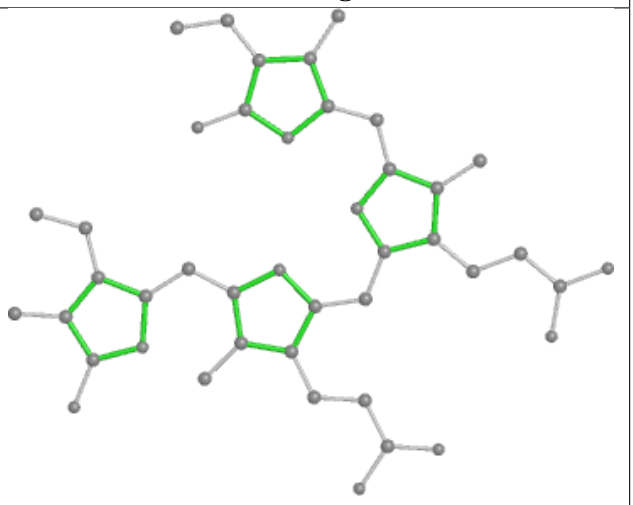

Rings

Ligand PUB fq 203

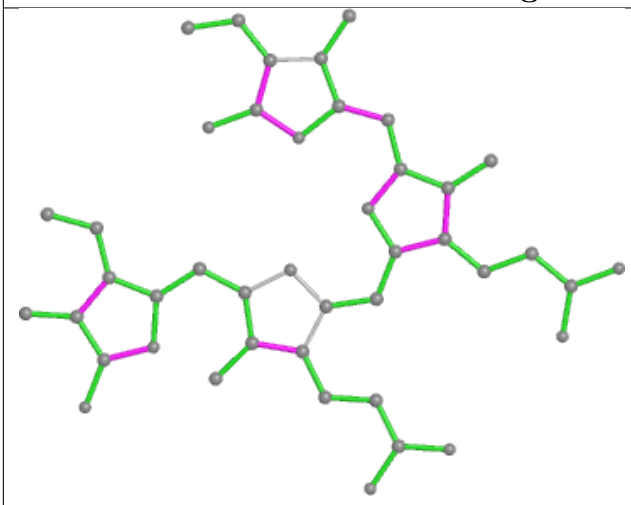

Bond lengths

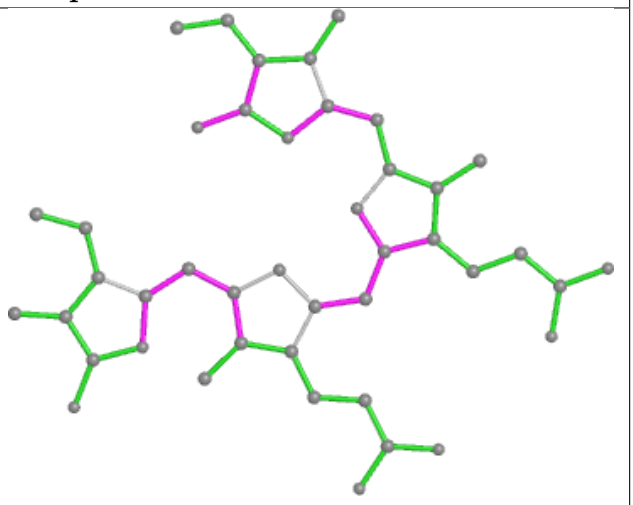

Bond angles

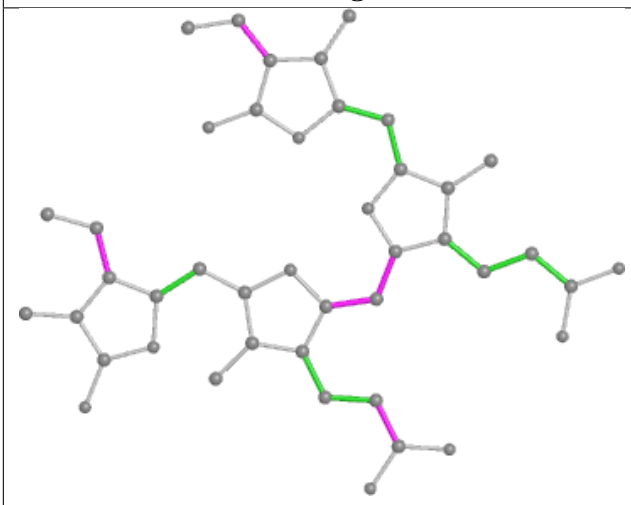

Torsions

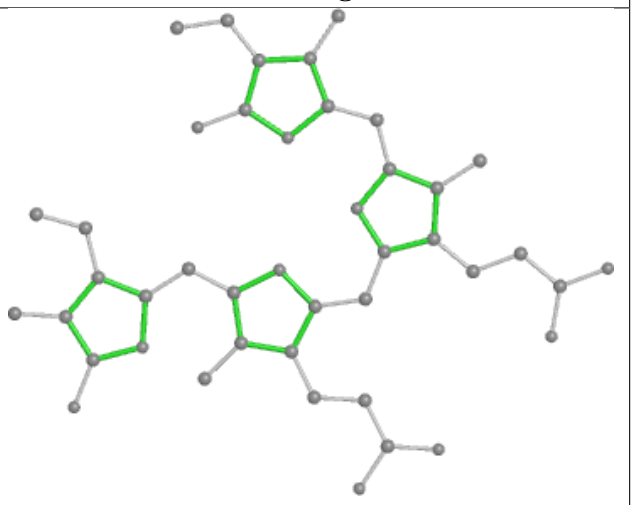

Rings

Ligand PEB v7 202

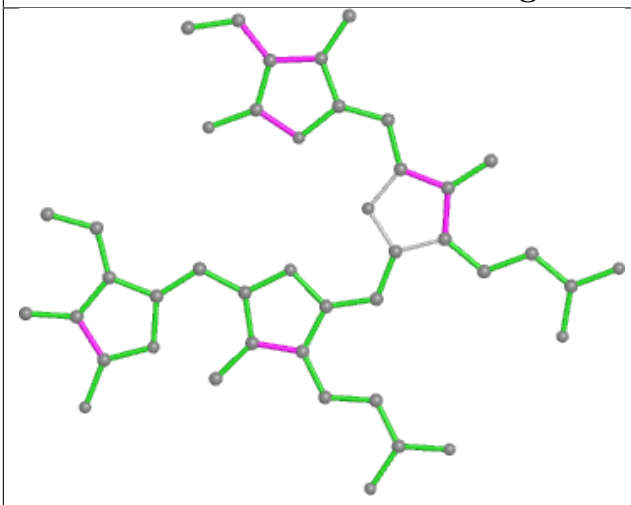

Bond lengths

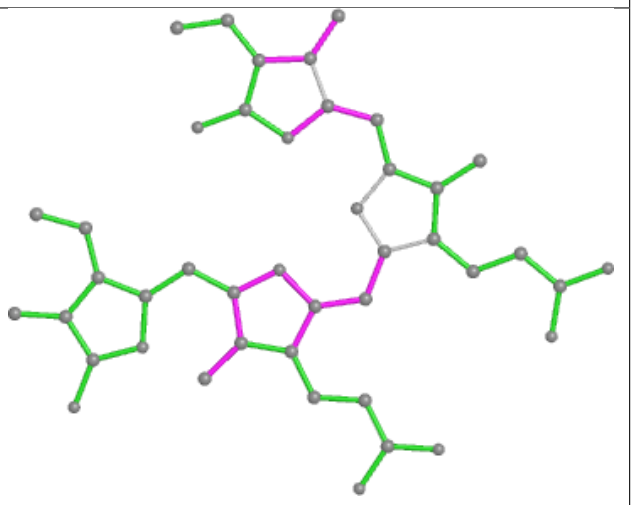

Bond angles

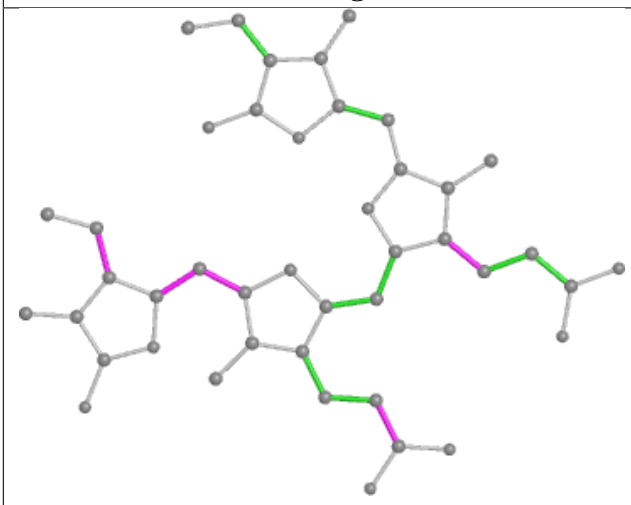

Torsions

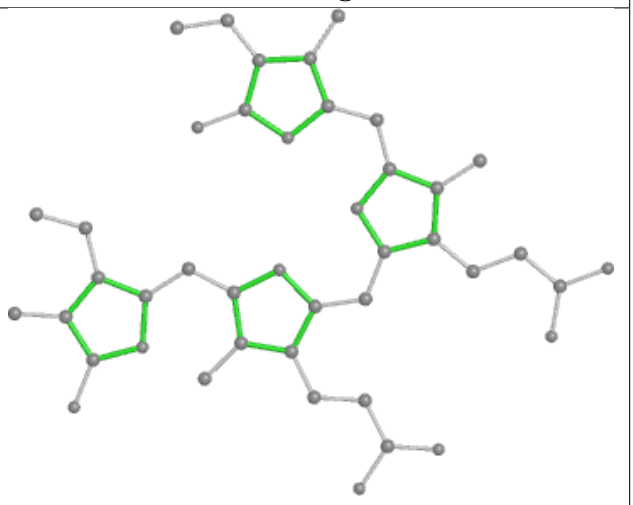

Rings

Ligand PEB h2 201

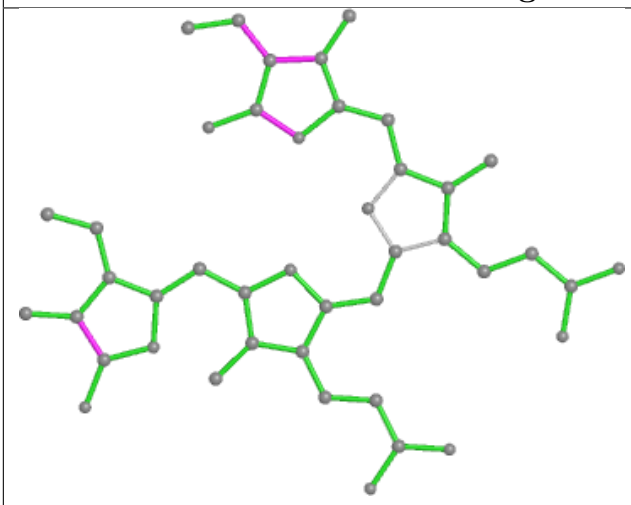

Bond lengths

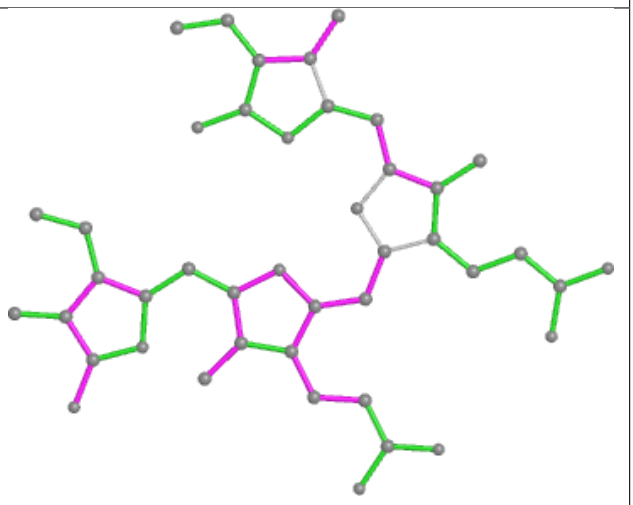

Bond angles

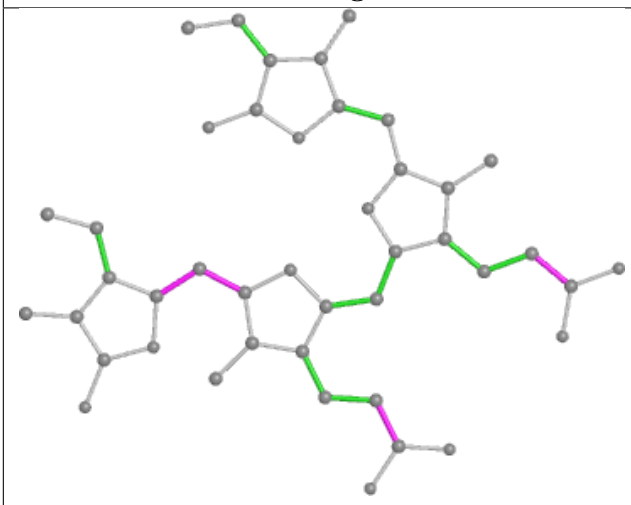

Torsions

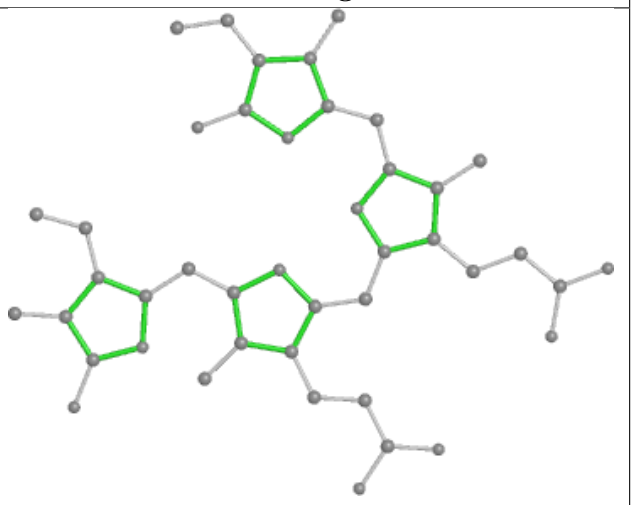

Rings

Ligand PEB P8 201

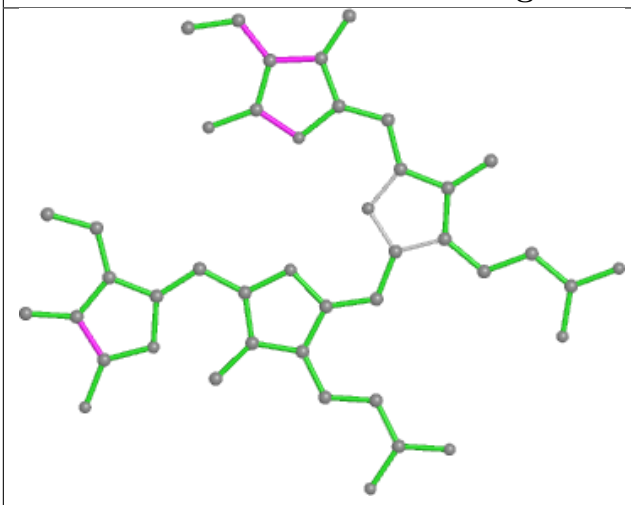

Bond lengths

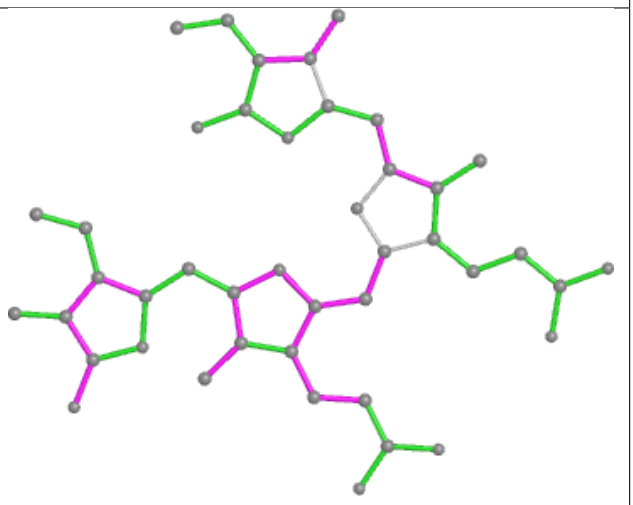

Bond angles

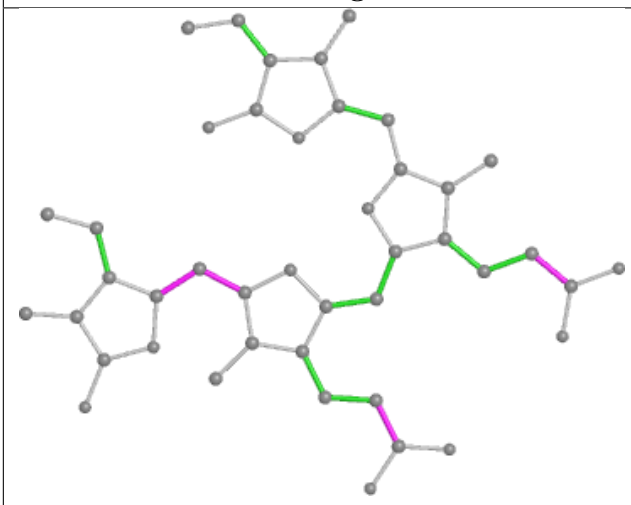

Torsions

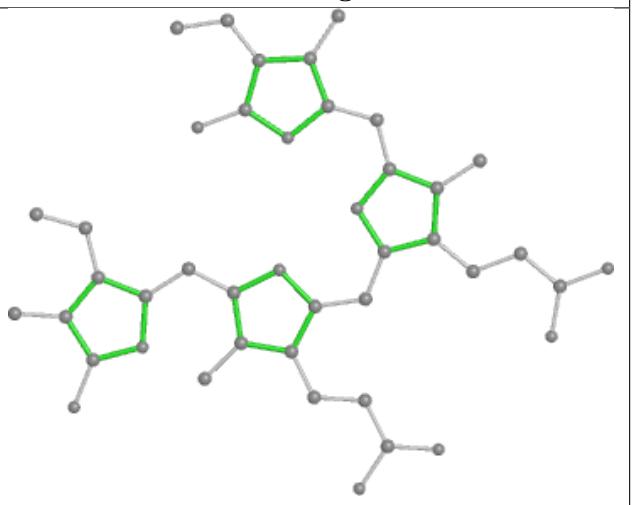

Rings

Ligand PEB B5 202

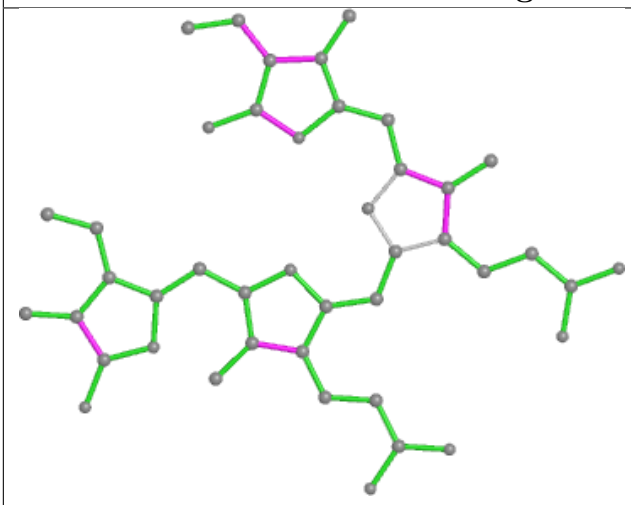

Bond lengths

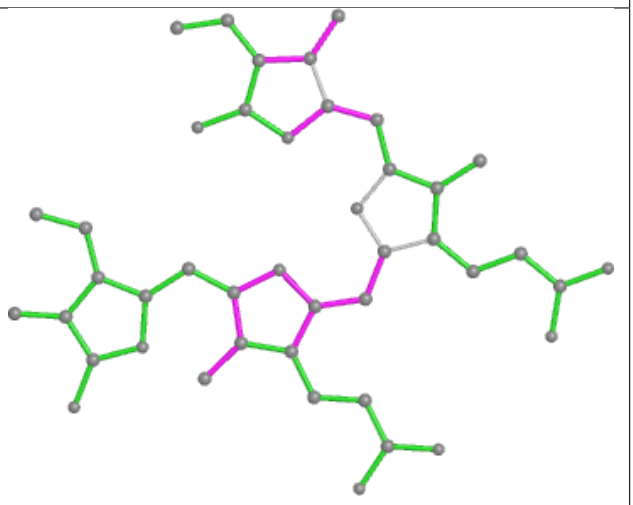

Bond angles

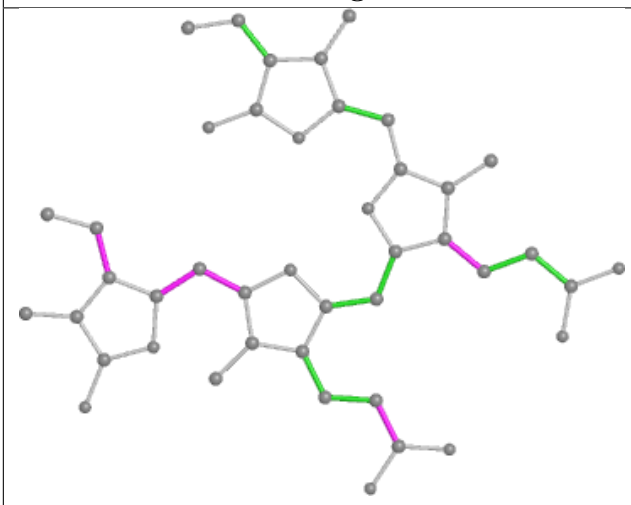

Torsions

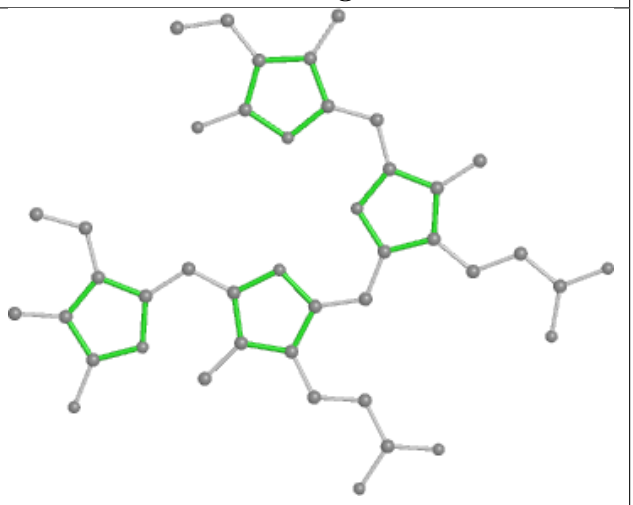

Rings

Ligand PEB K8 201

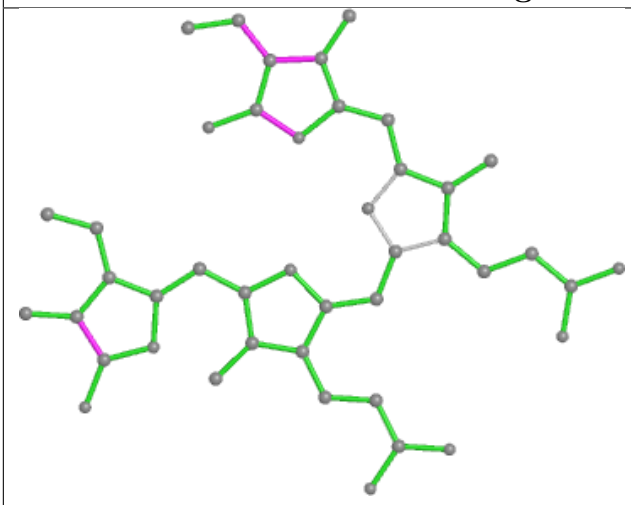

Bond lengths

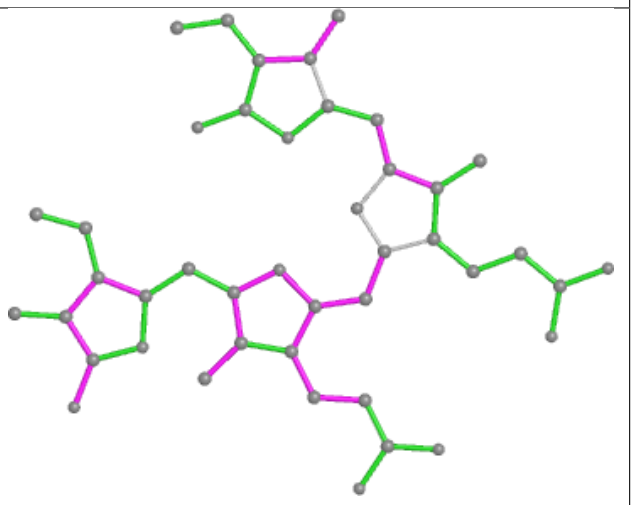

Bond angles

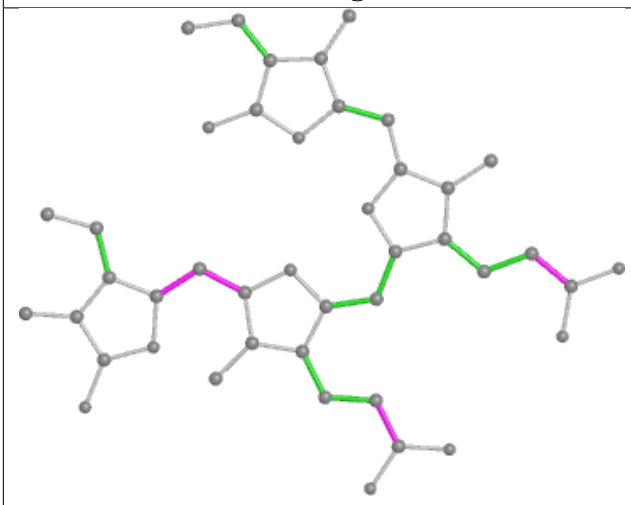

Torsions

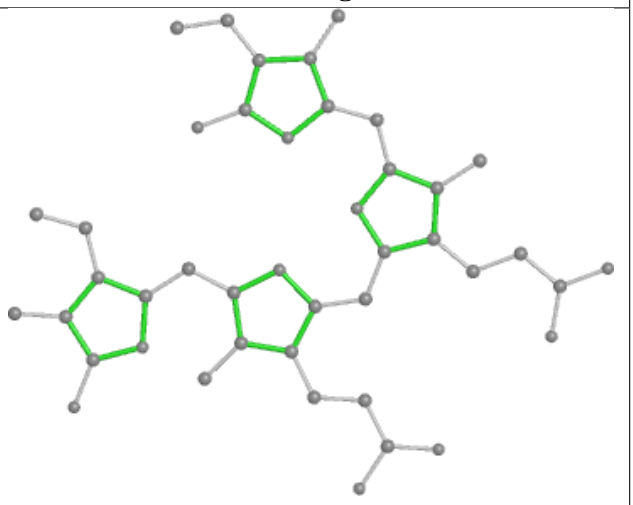

Rings

Ligand PEB H3 201

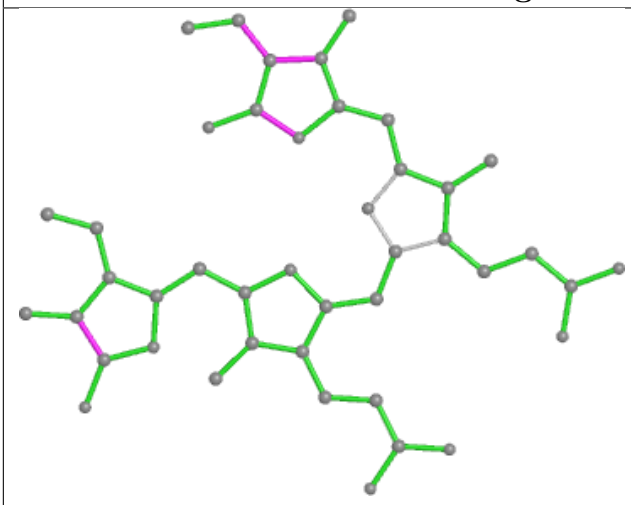

Bond lengths

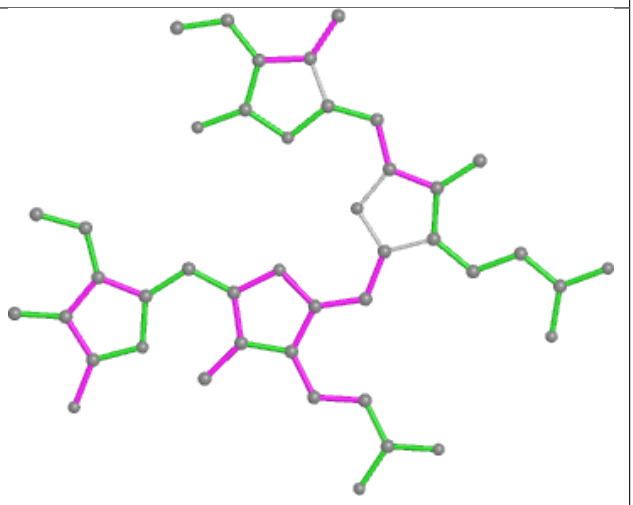

Bond angles

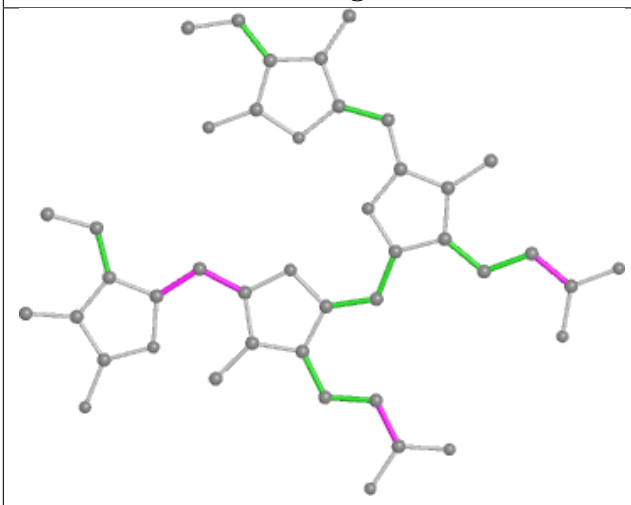

Torsions

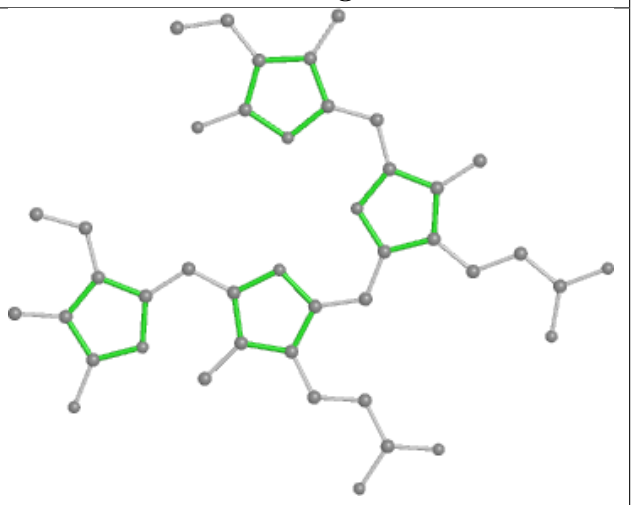

Rings

Ligand PEB A2 1003

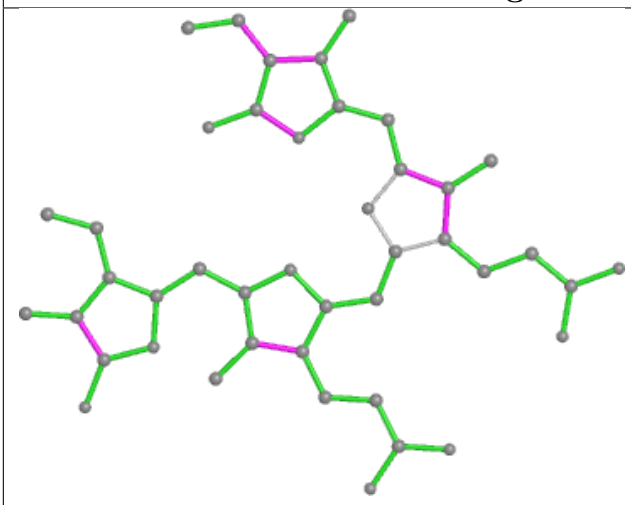

Bond lengths

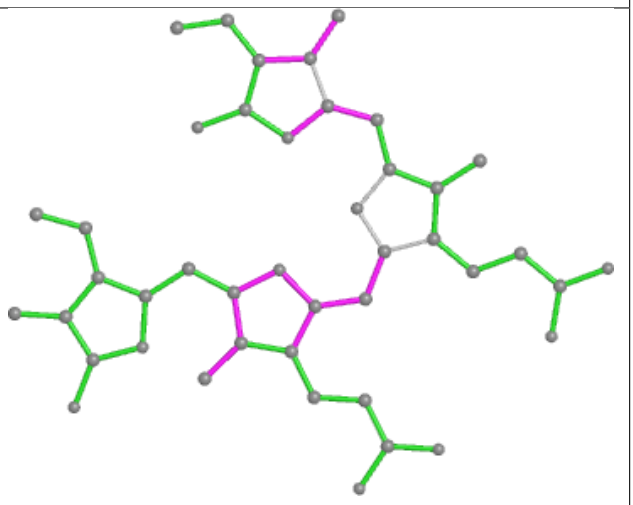

Bond angles

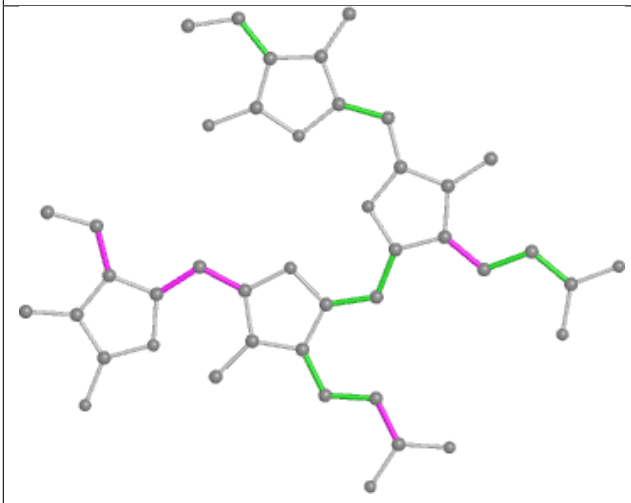

Torsions

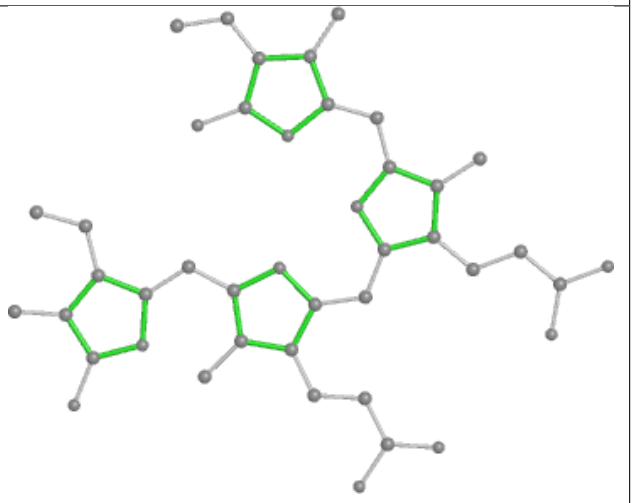

Rings

Ligand PEB ek 1002

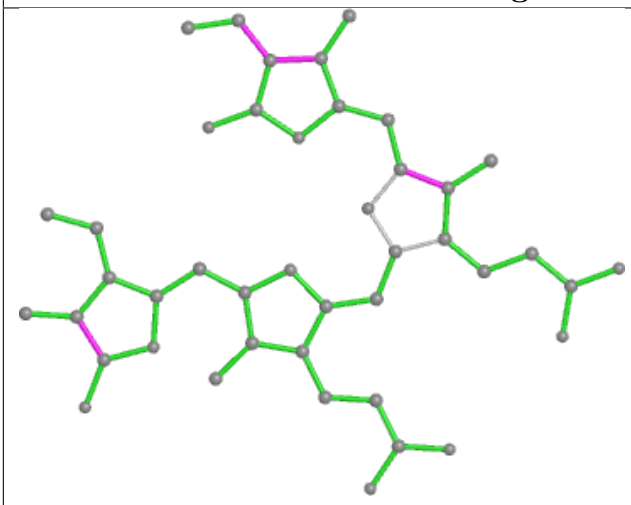

Bond lengths

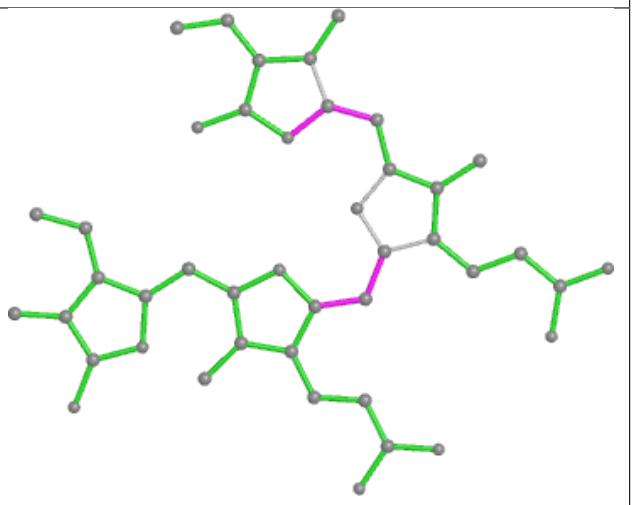

Bond angles

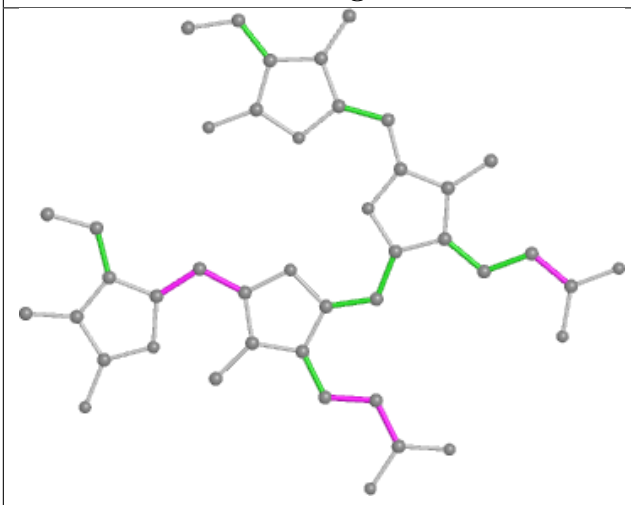

Torsions

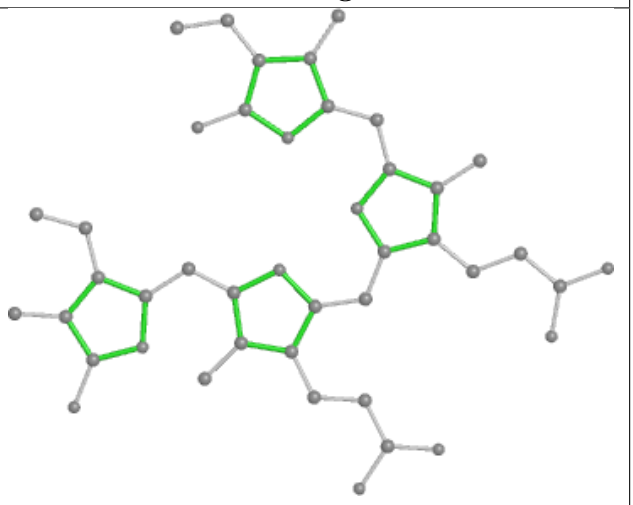

Rings

Ligand PEB eh 202

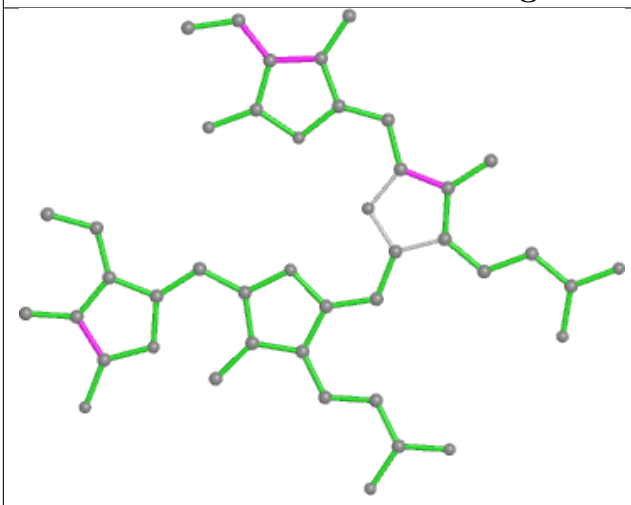

Bond lengths

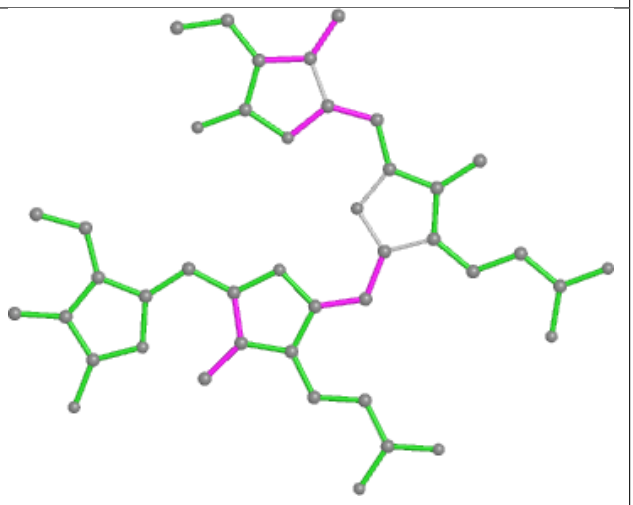

Bond angles

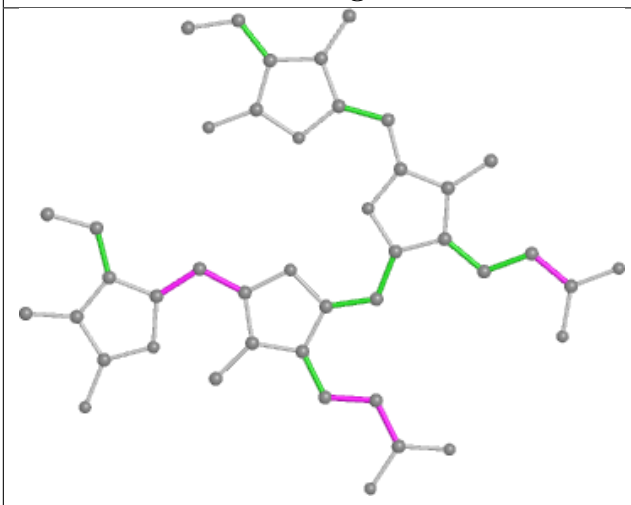

Torsions

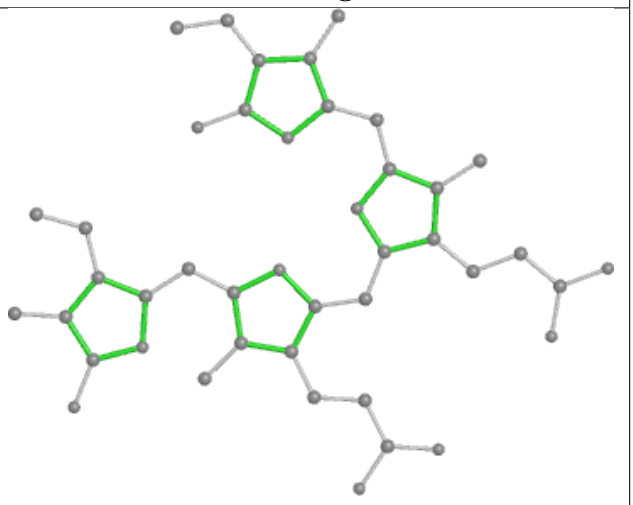

Rings

Ligand PEB bb 201

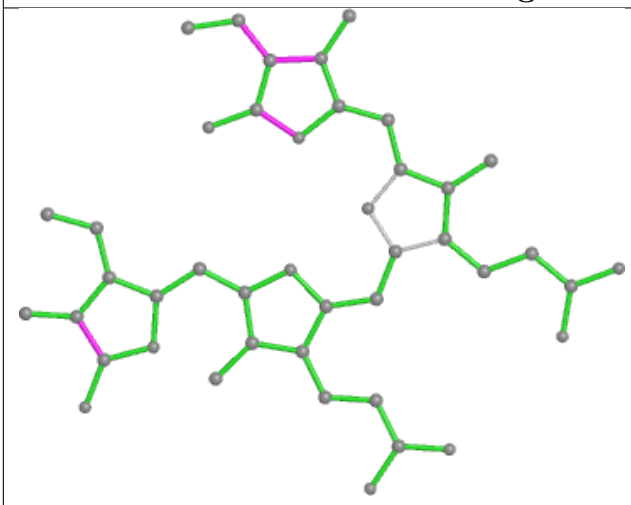

Bond lengths

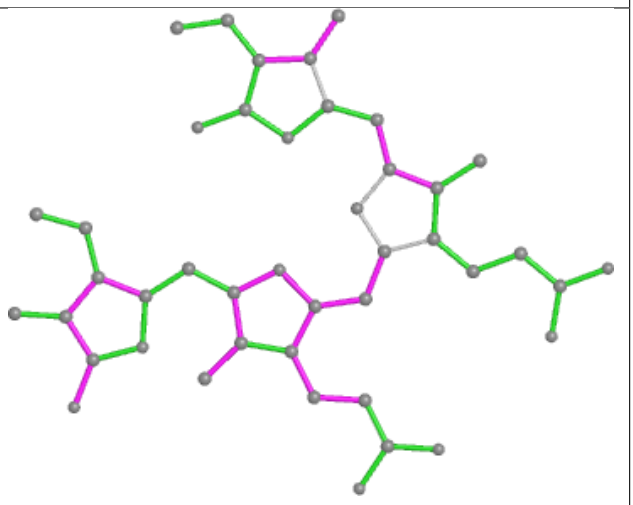

Bond angles

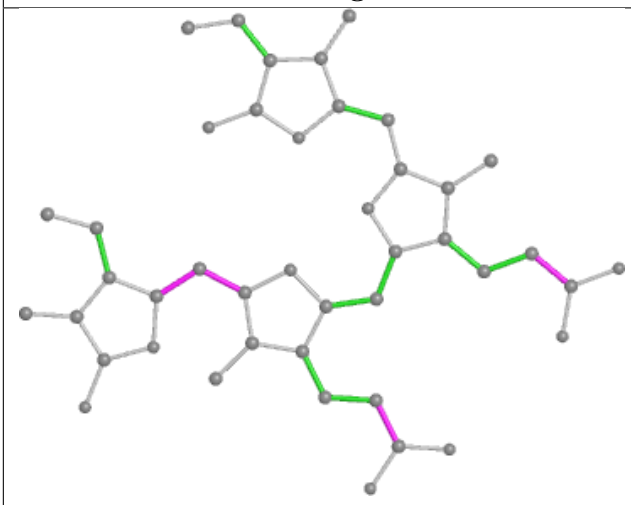

Torsions

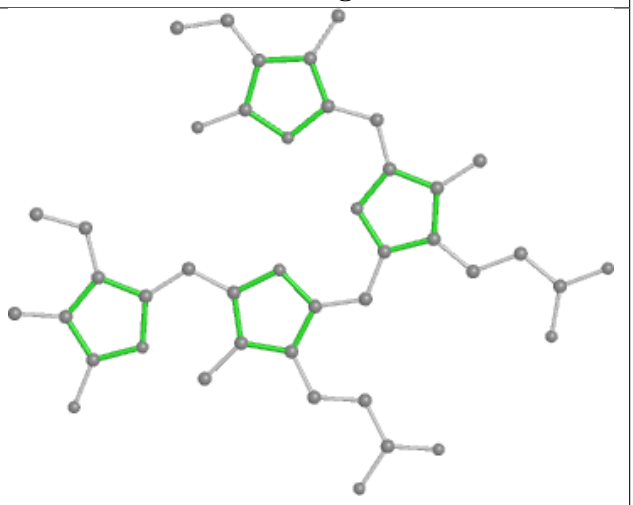

Rings

Ligand PEB M8 201

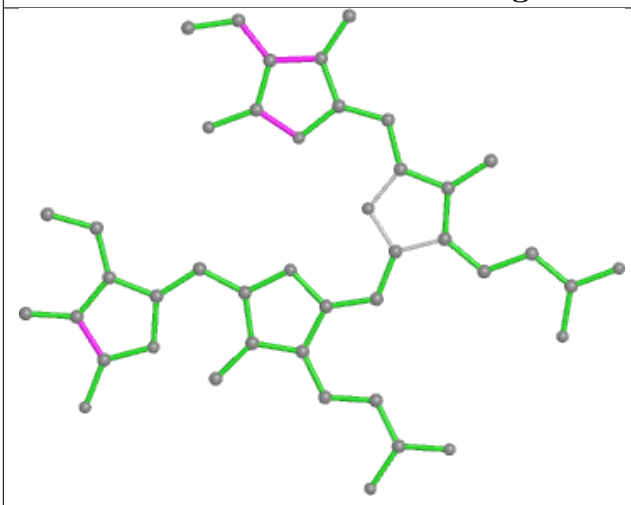

Bond lengths

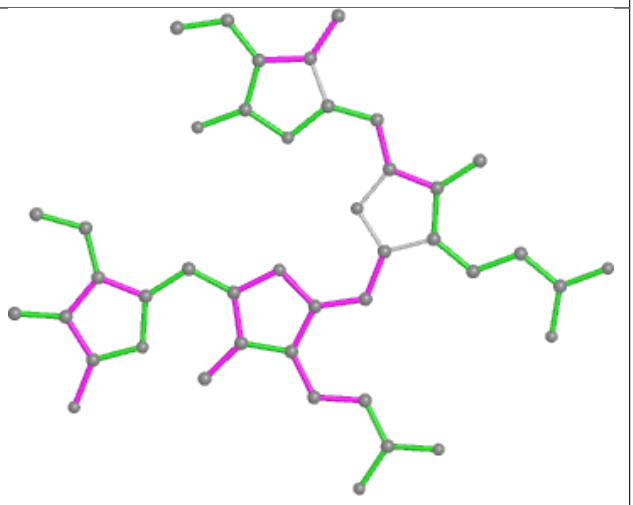

Bond angles

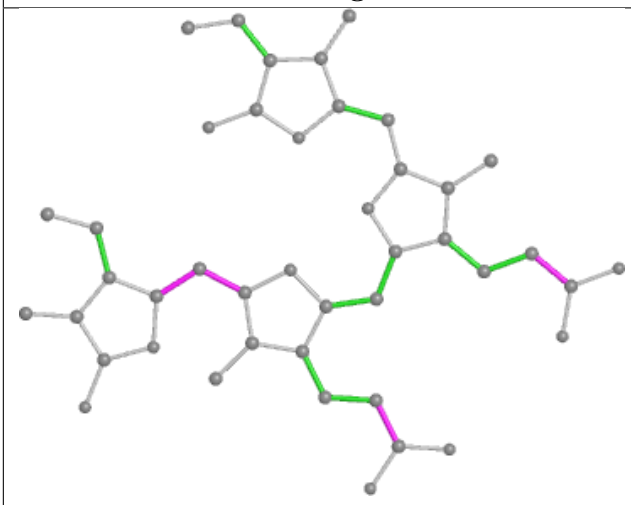

Torsions

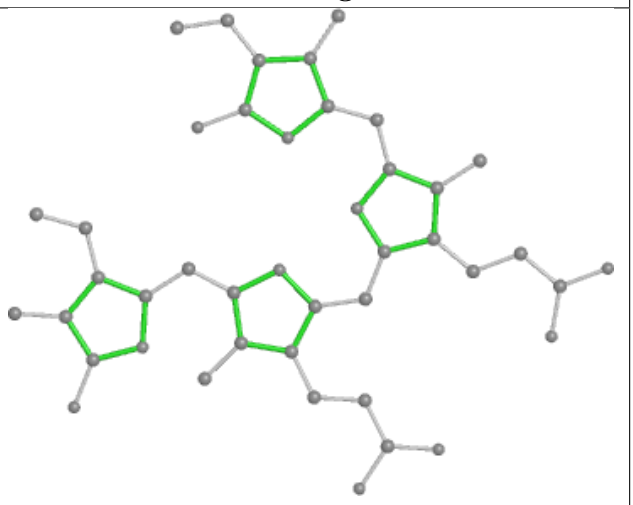

Rings

Ligand PEB jP 1002

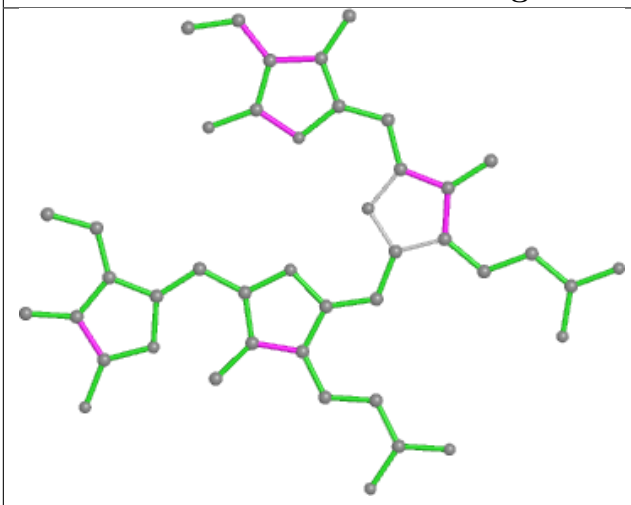

Bond lengths

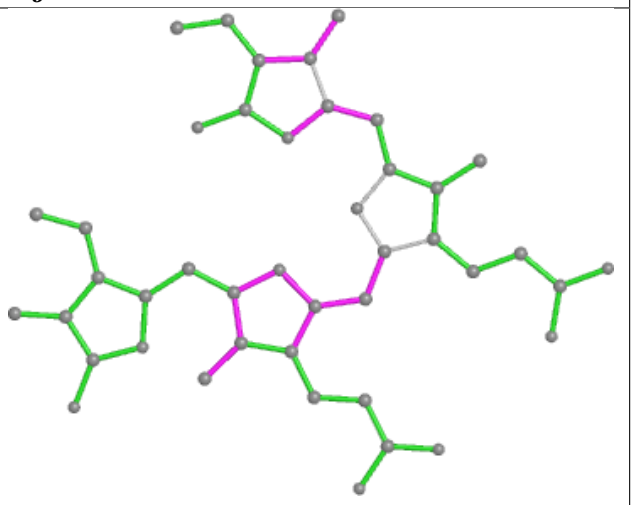

Bond angles

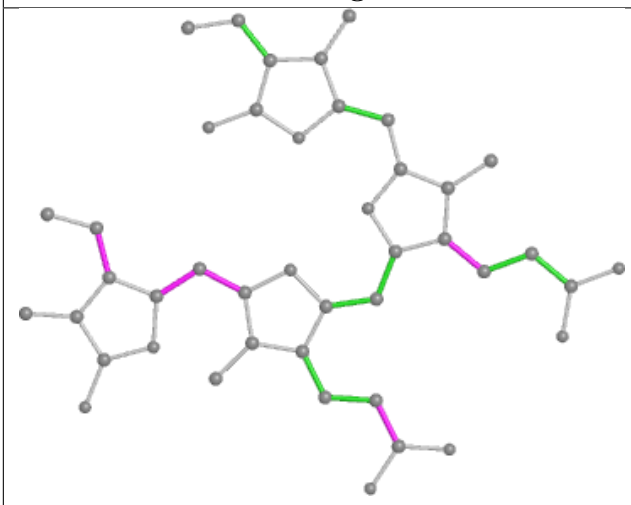

Torsions

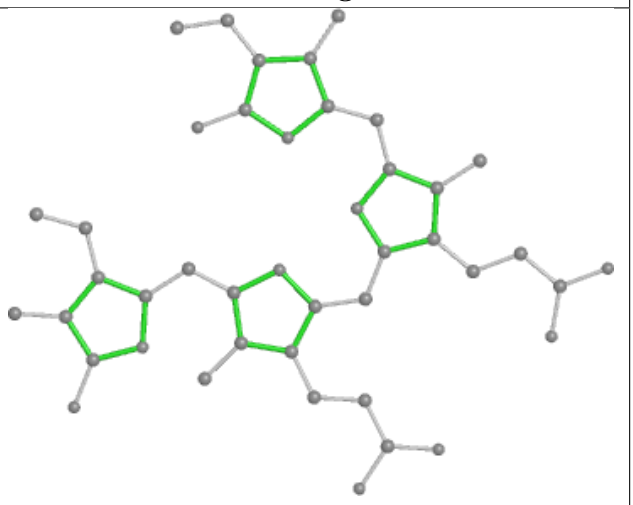

Rings

Ligand PEB lh 202

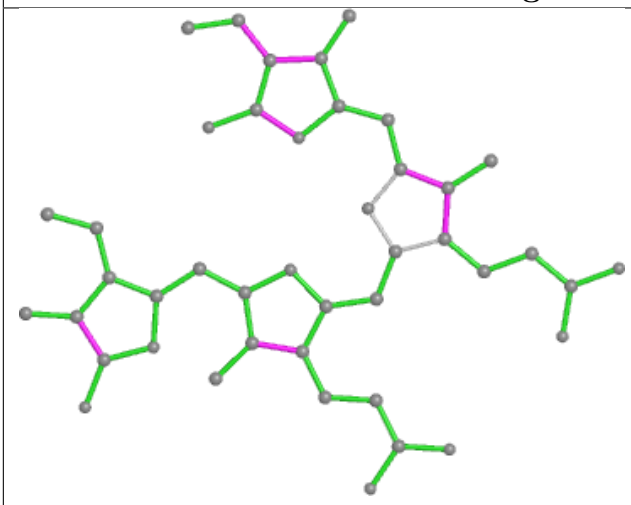

Bond lengths

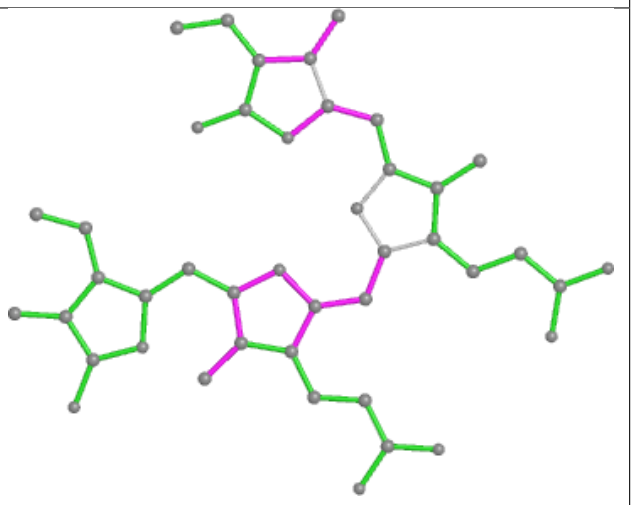

Bond angles

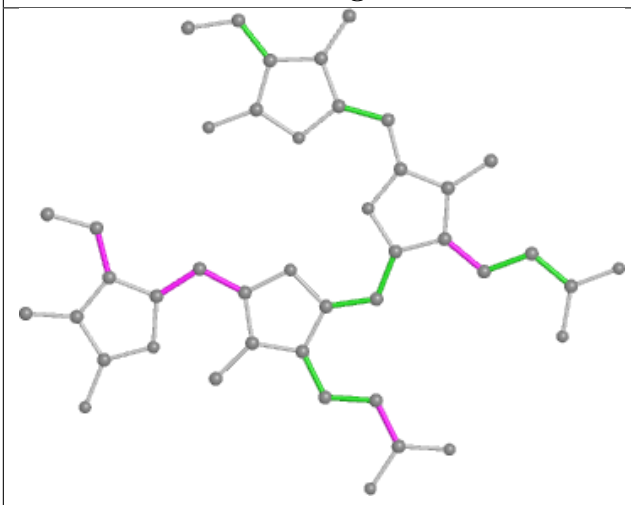

Torsions

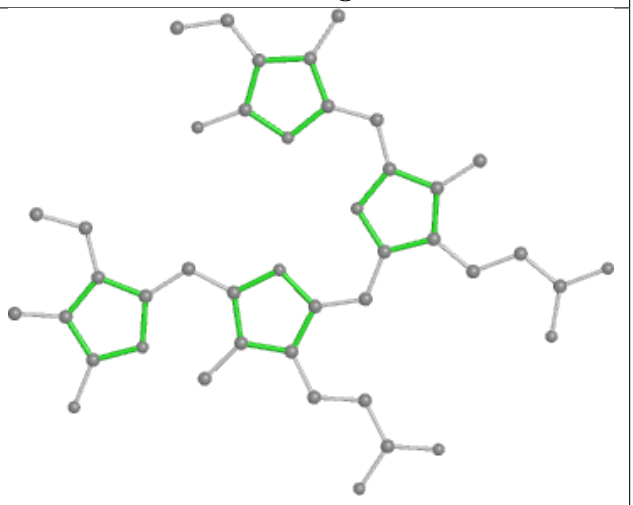

Rings

Ligand PEB fi 202

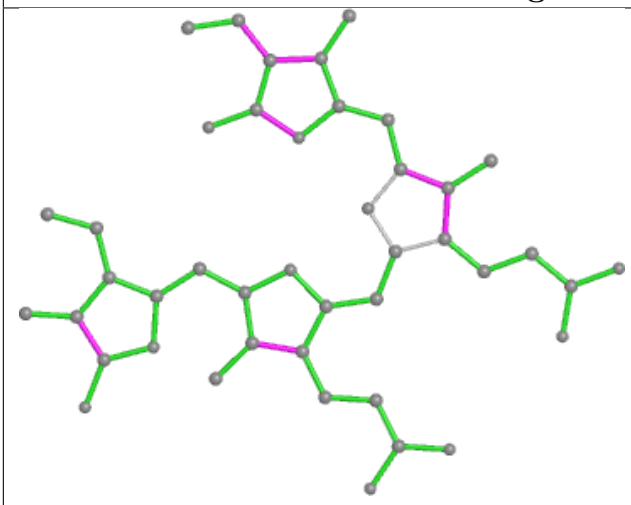

Bond lengths

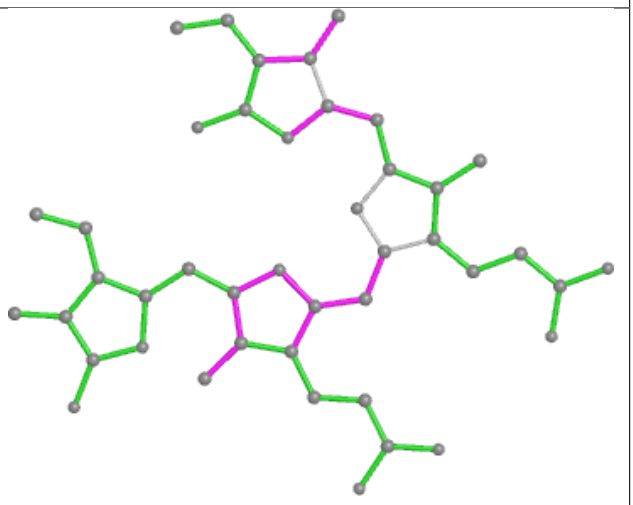

Bond angles

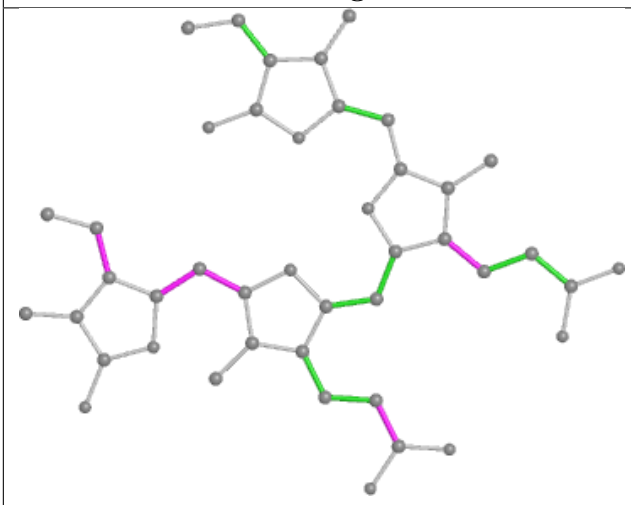

Torsions

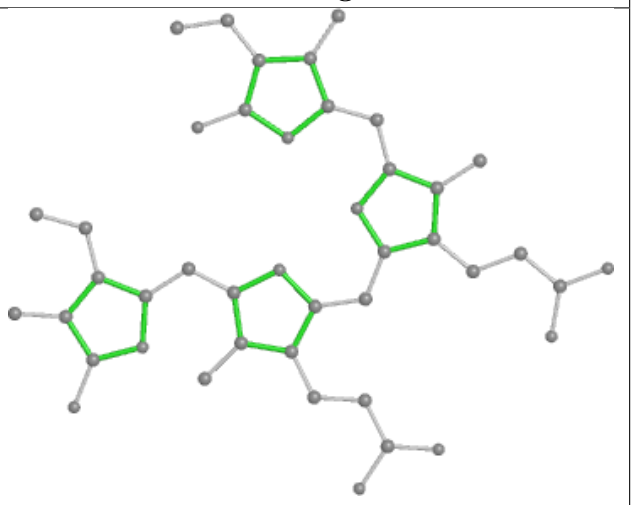

Rings

Ligand PUB t9 203

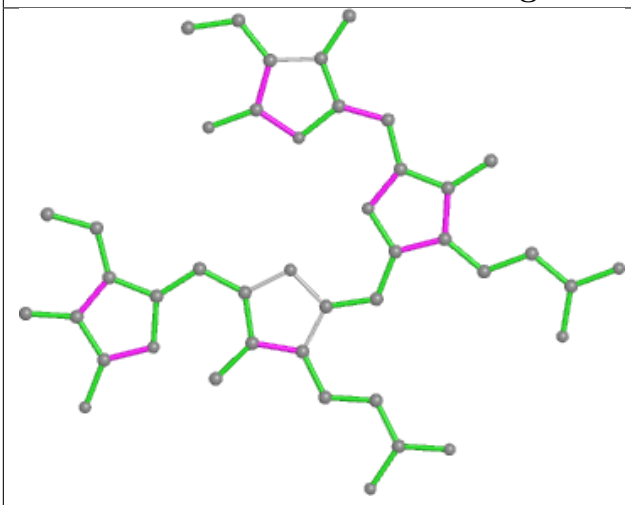

Bond lengths

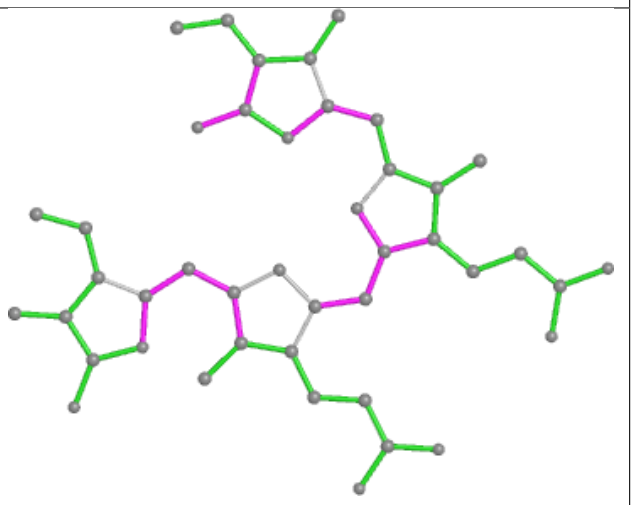

Bond angles

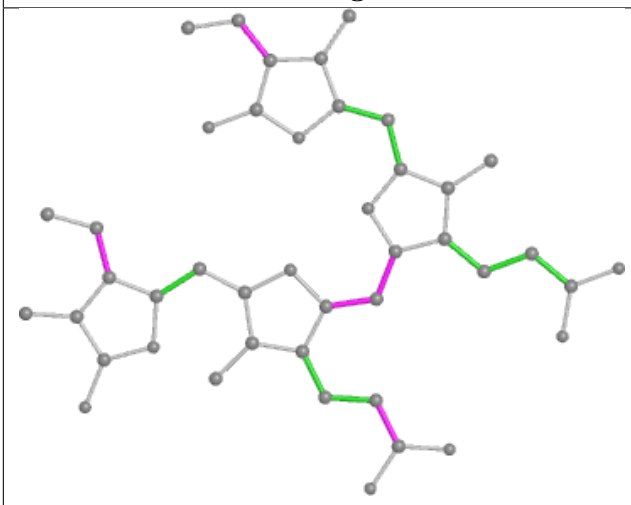

Torsions

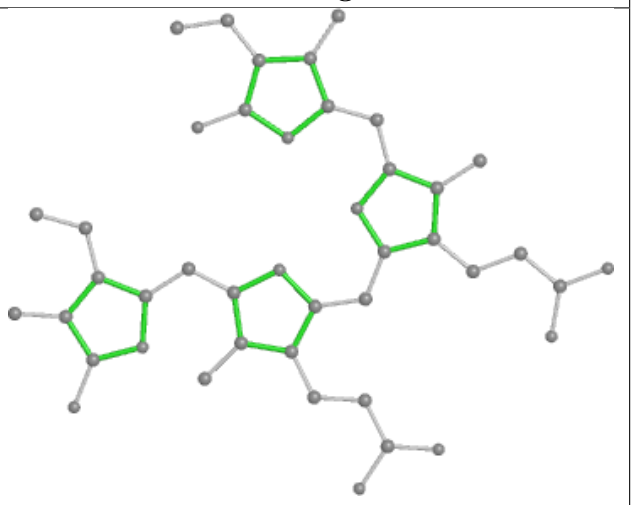

Rings

Ligand PUB et 203

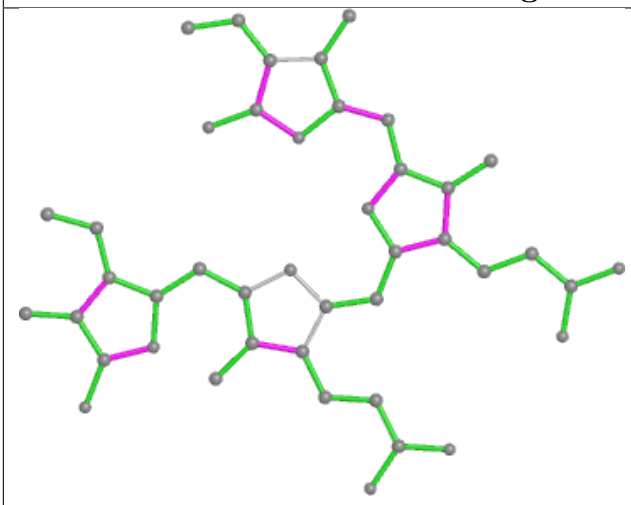

Bond lengths

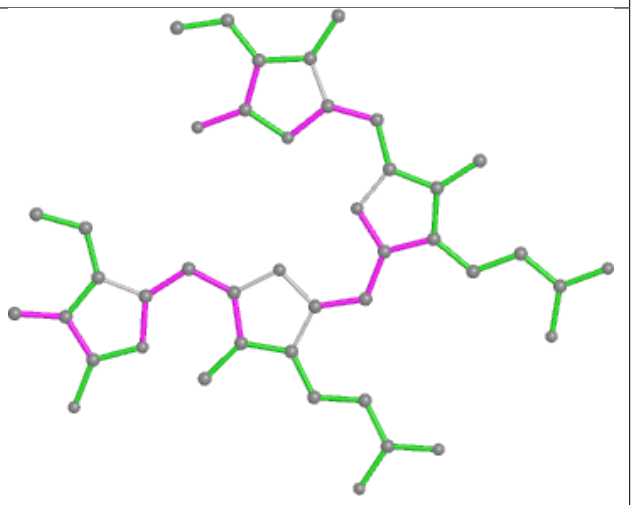

Bond angles

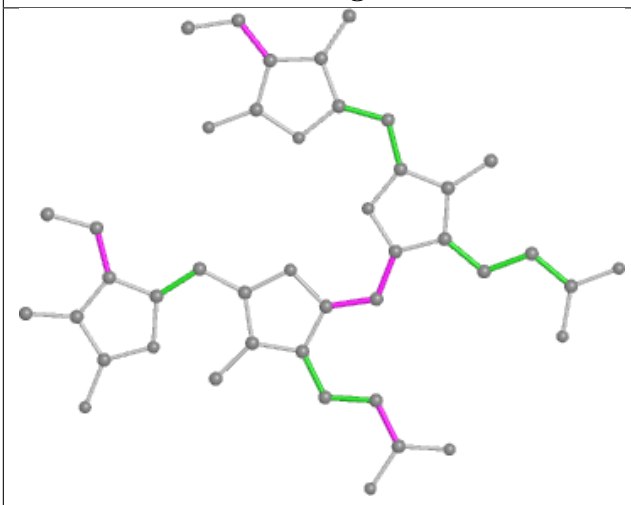

Torsions

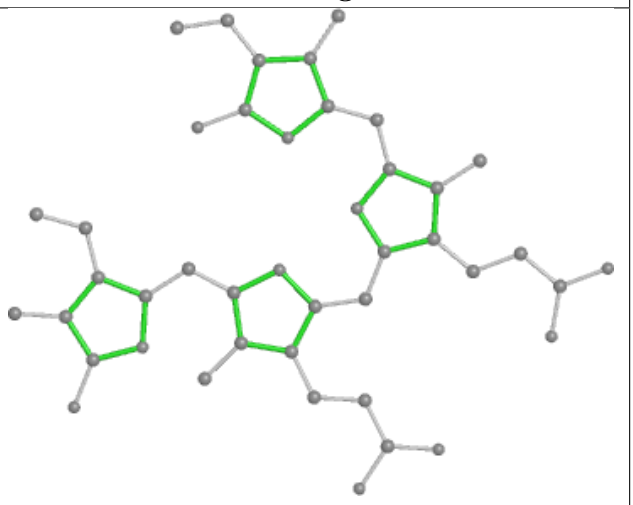

Rings

Ligand PEB m5 1002

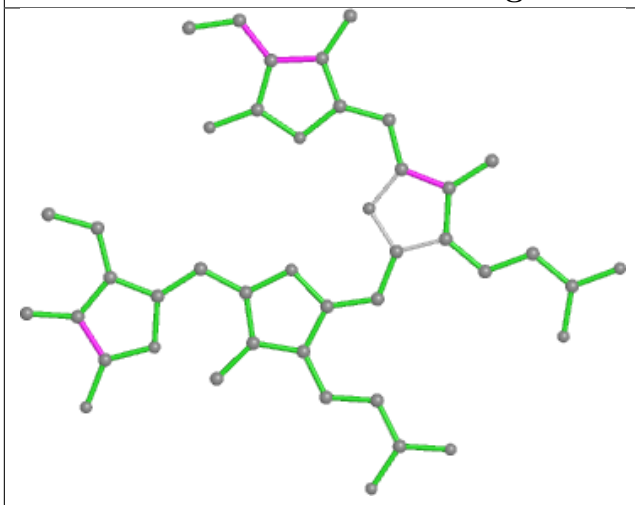

Bond lengths

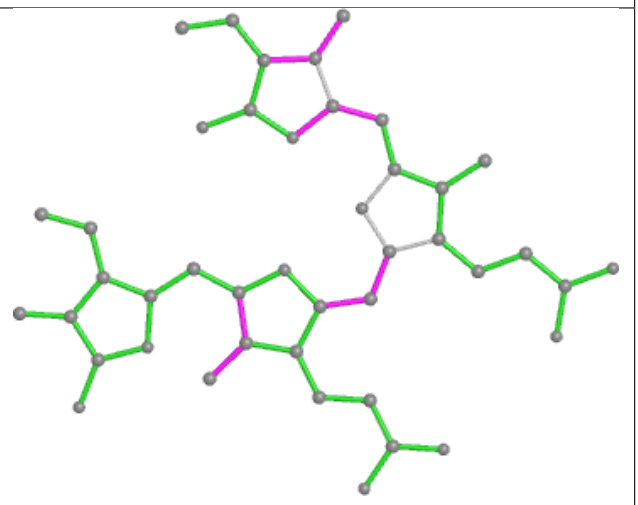

Bond angles

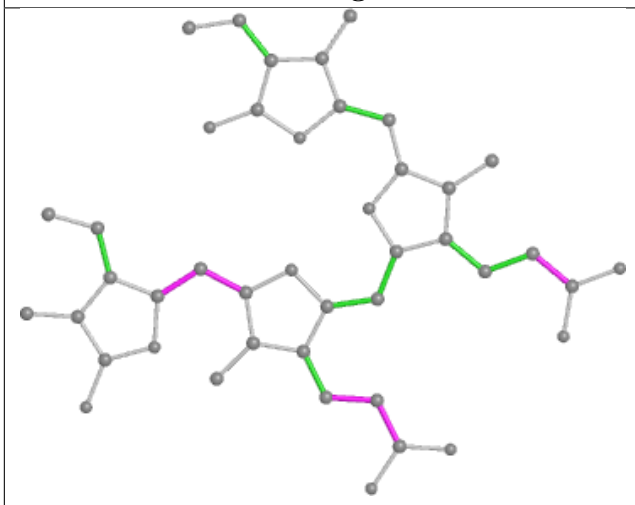

Torsions

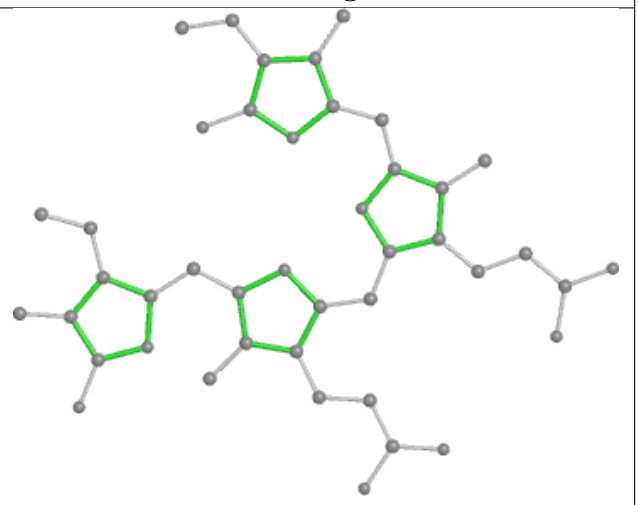

Rings

Ligand PEB 24 401

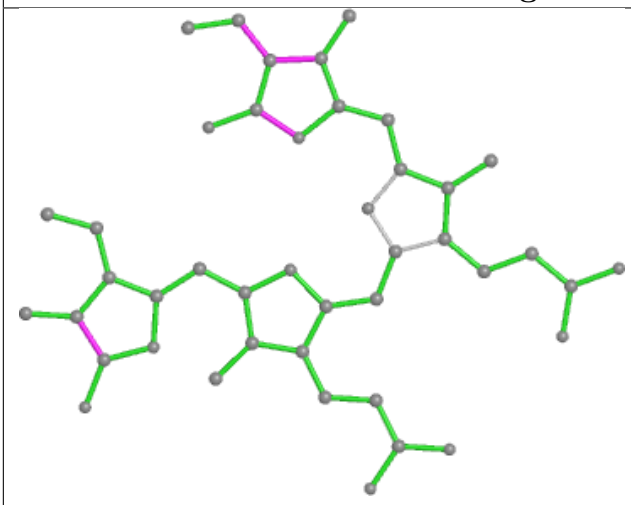

Bond lengths

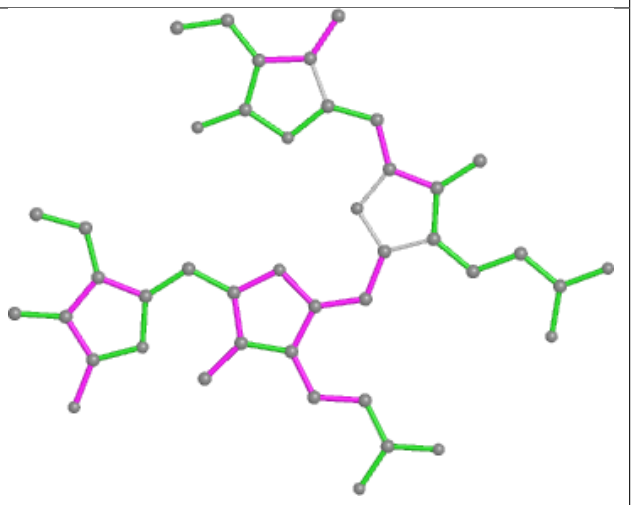

Bond angles

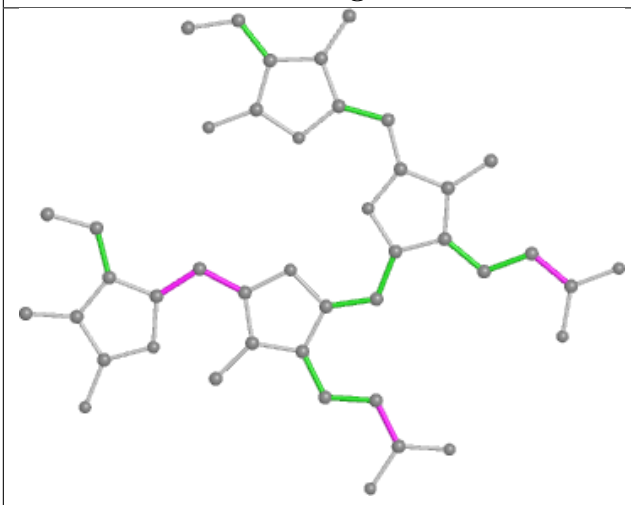

Torsions

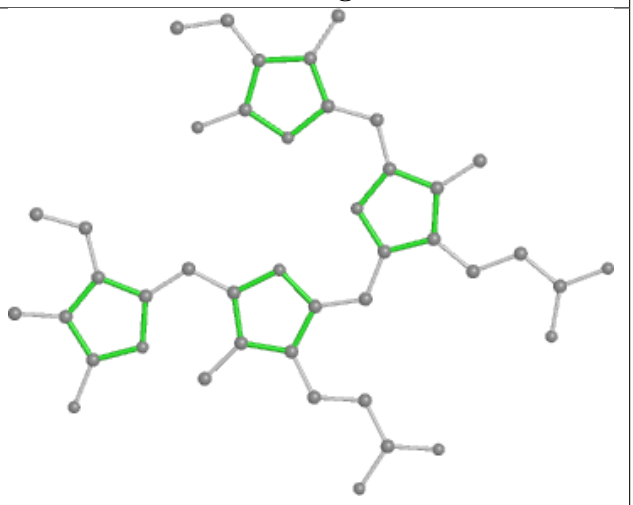

Rings

Ligand PEB M7 1003

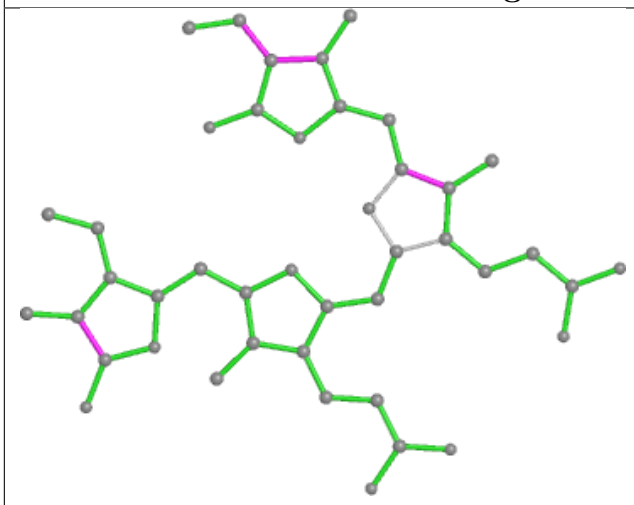

Bond lengths

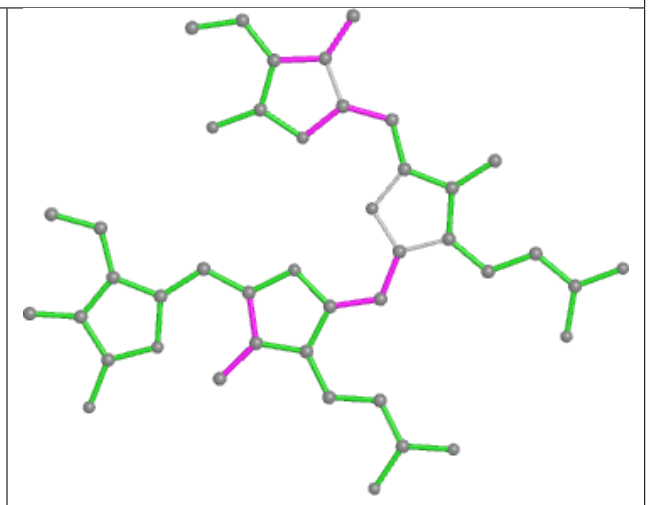

Bond angles

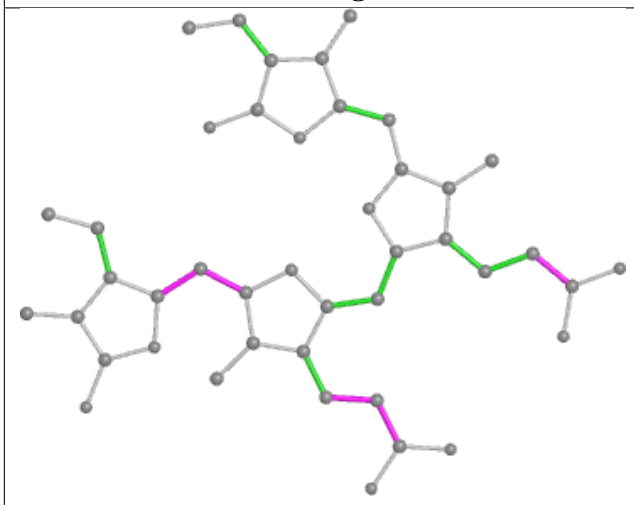

Torsions

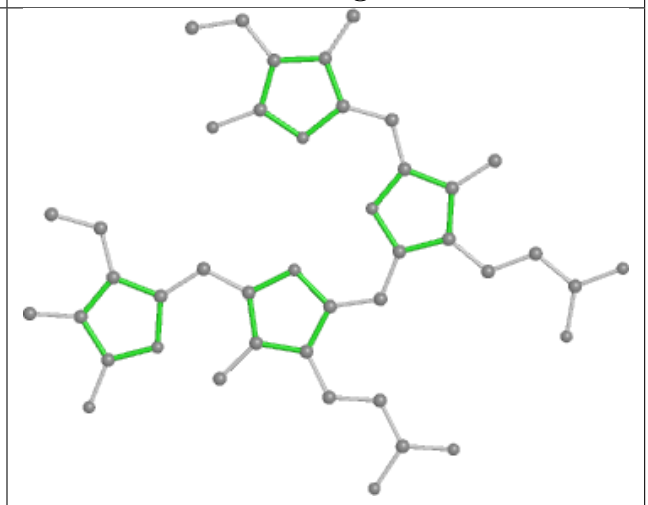

Rings

Ligand PEB w2 201

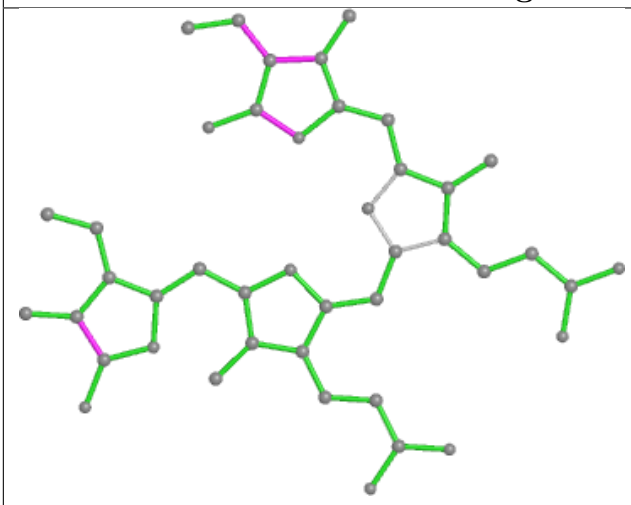

Bond lengths

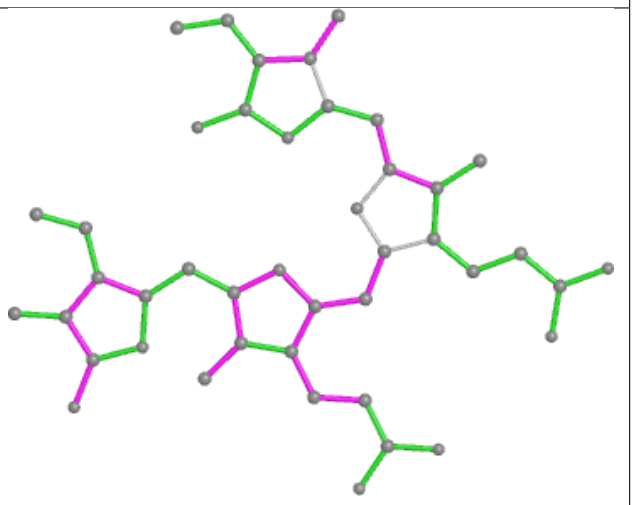

Bond angles

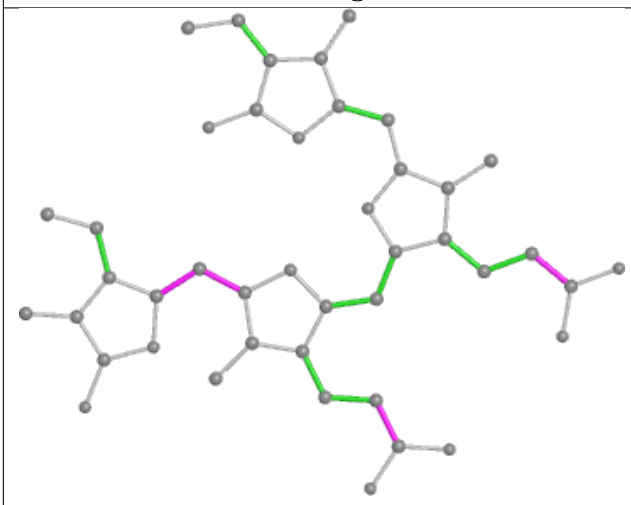

Torsions

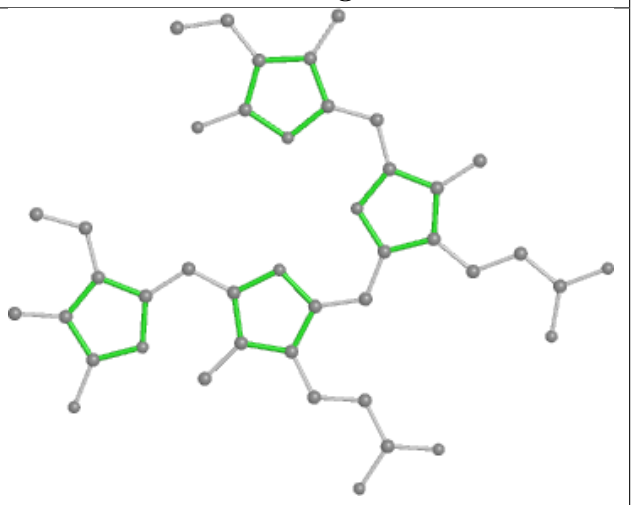

Rings

Ligand PEB et 202

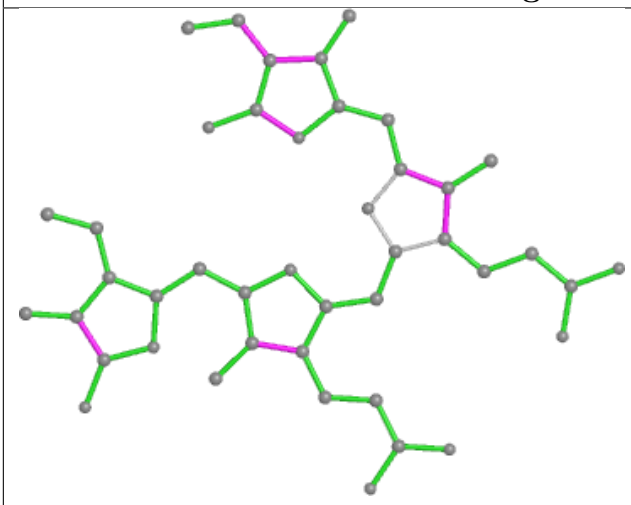

Bond lengths

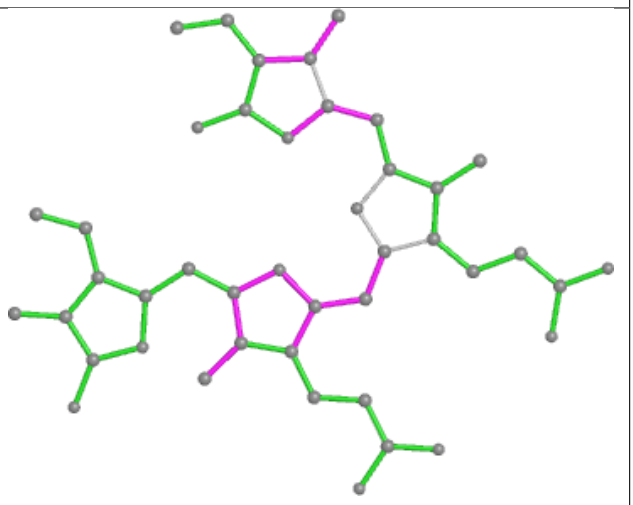

Bond angles

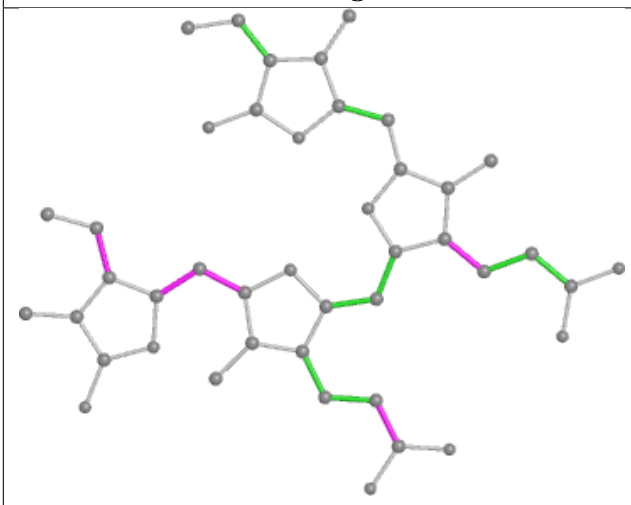

Torsions

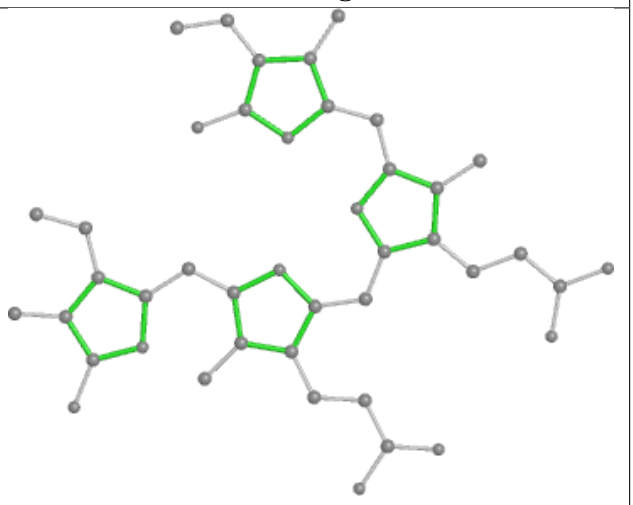

Rings

Ligand PEB k4 201

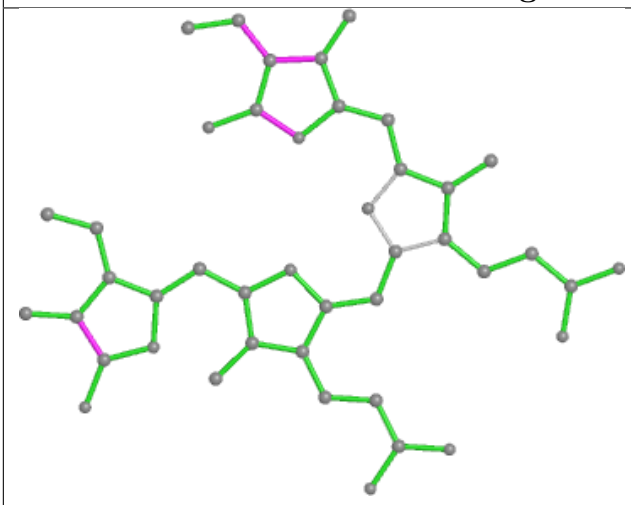

Bond lengths

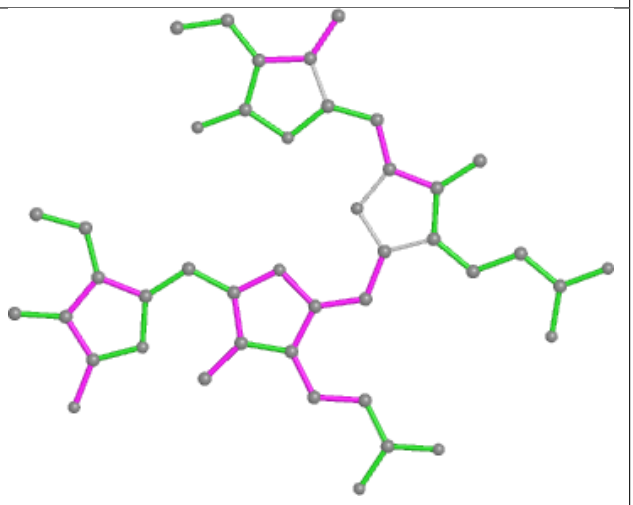

Bond angles

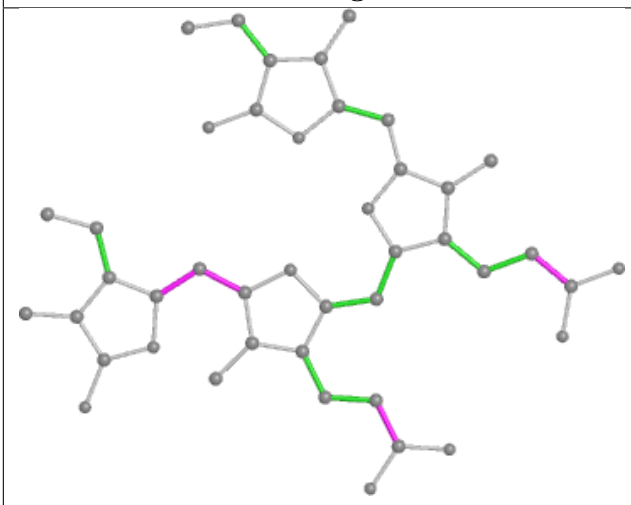

Torsions

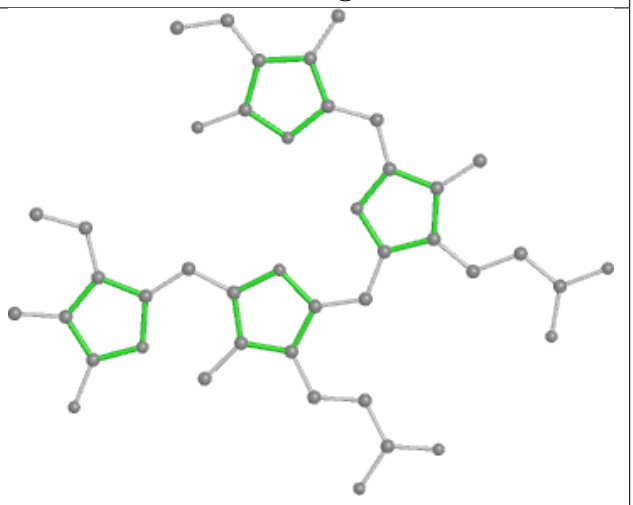

Rings

Ligand PUB z6 203

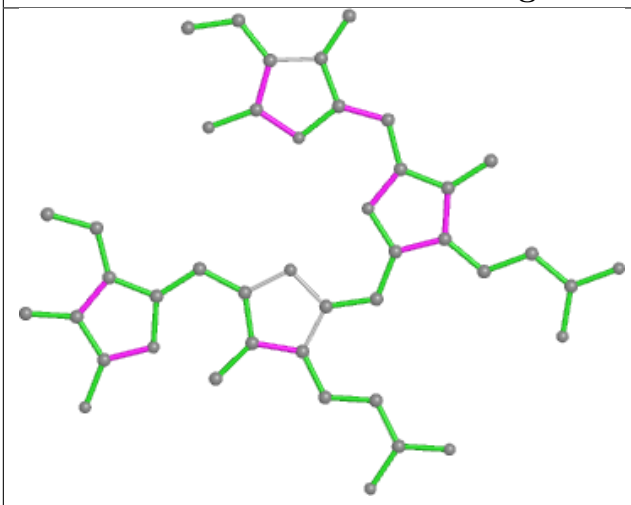

Bond lengths

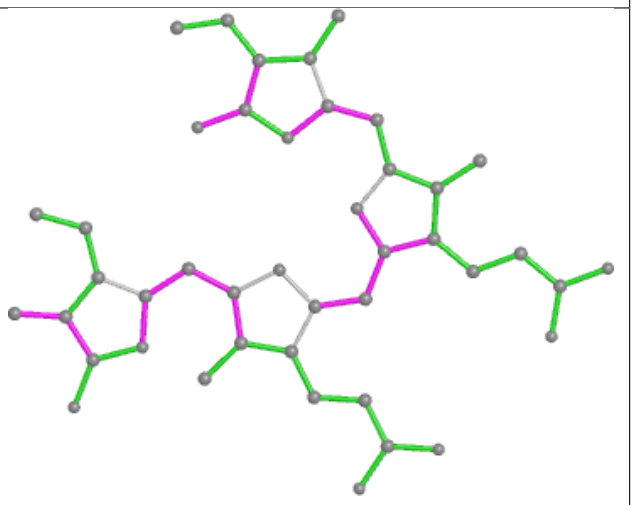

Bond angles

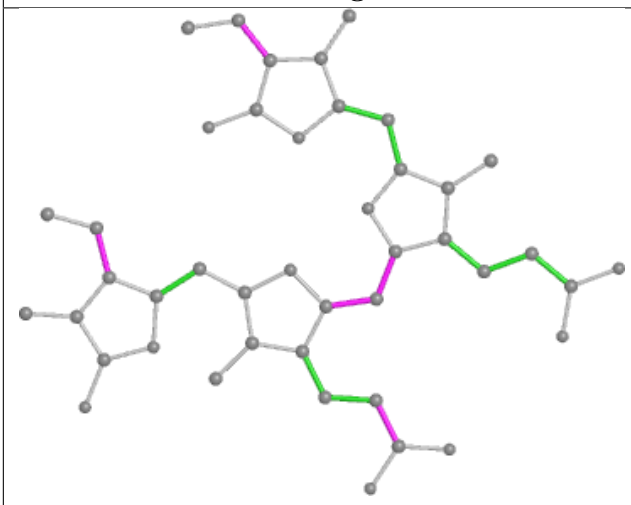

Torsions

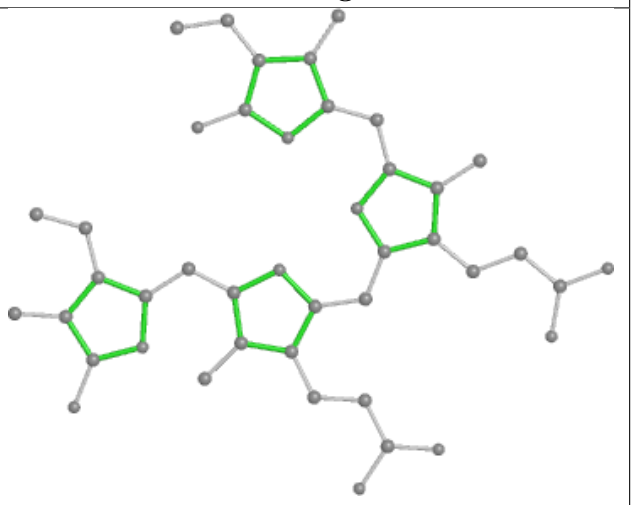

Rings

Ligand PEB gv 201

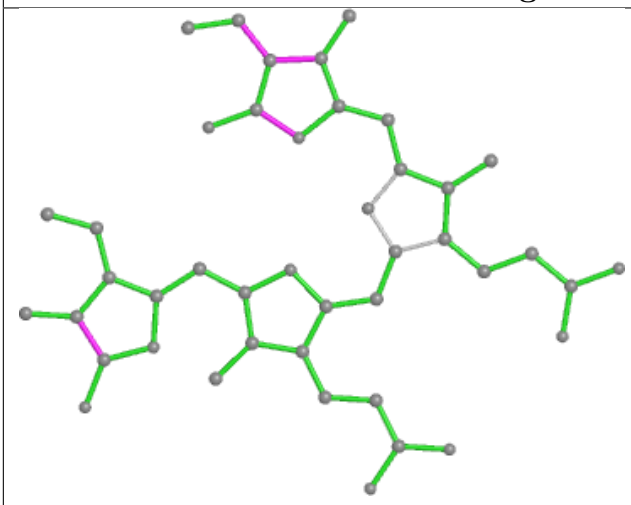

Bond lengths

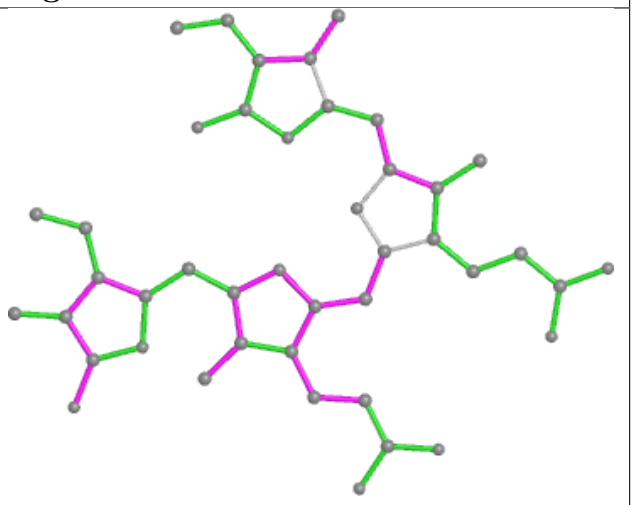

Bond angles

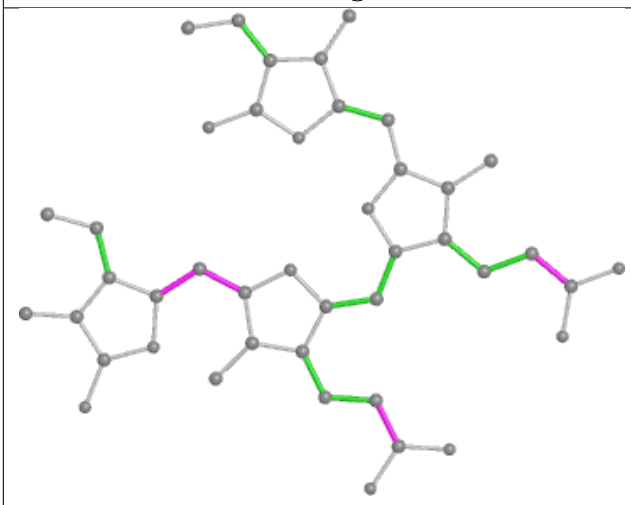

Torsions

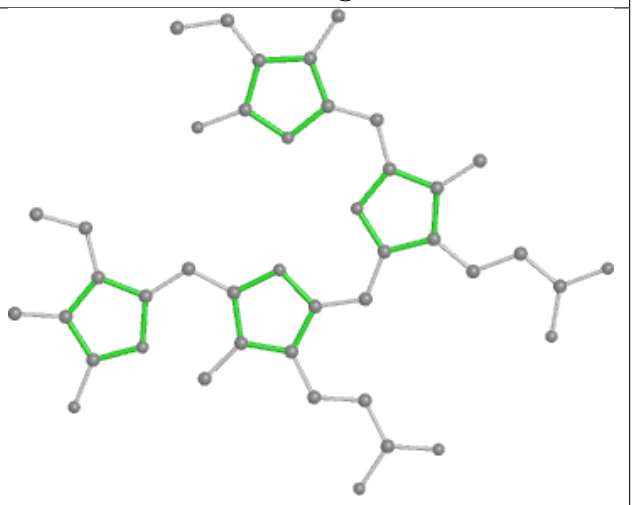

Rings

Ligand PEB eJ 201

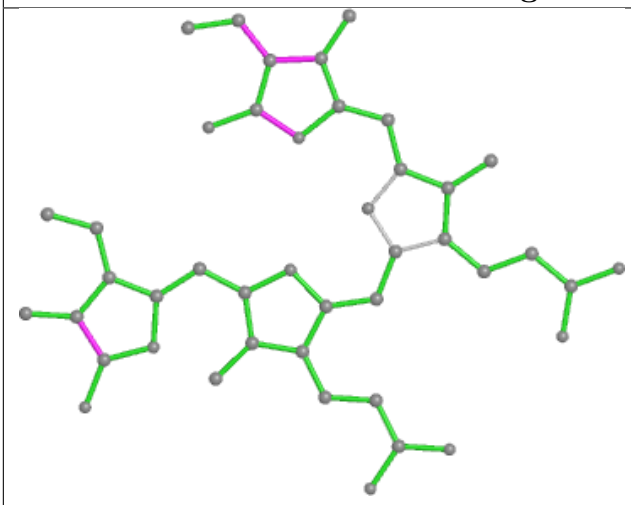

Bond lengths

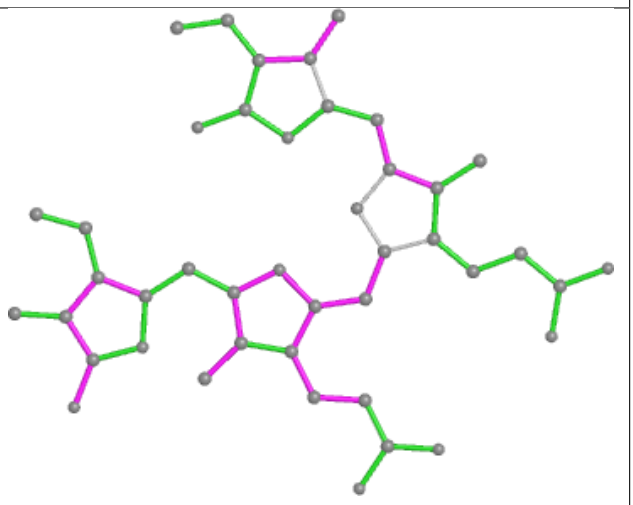

Bond angles

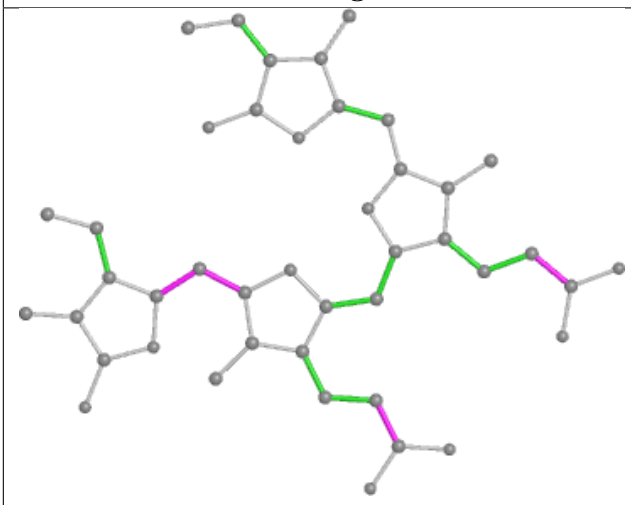

Torsions

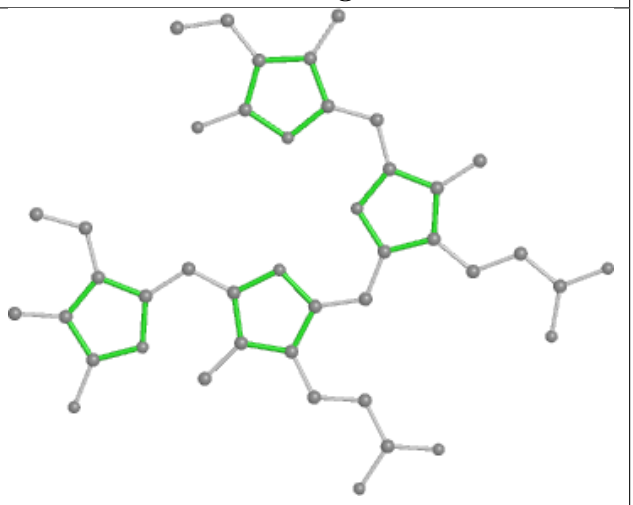

Rings

Ligand PEB bB 201

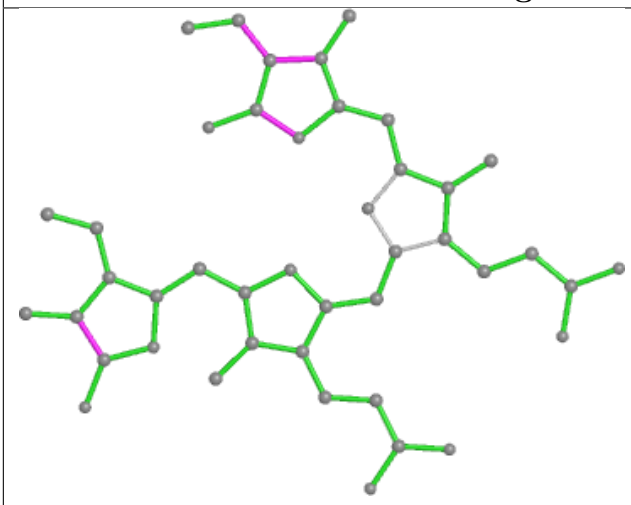

Bond lengths

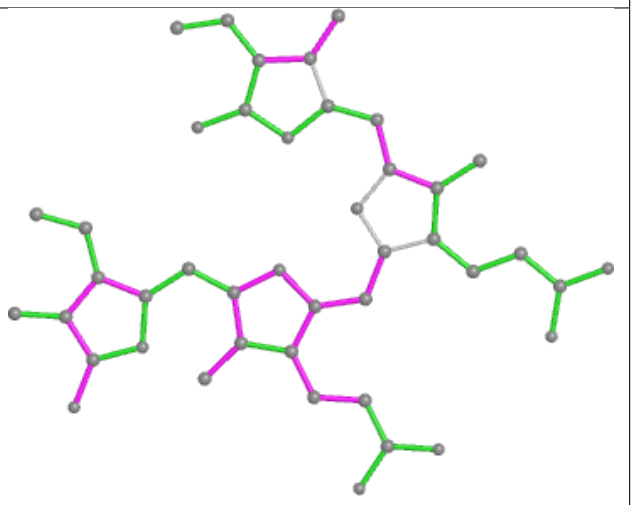

Bond angles

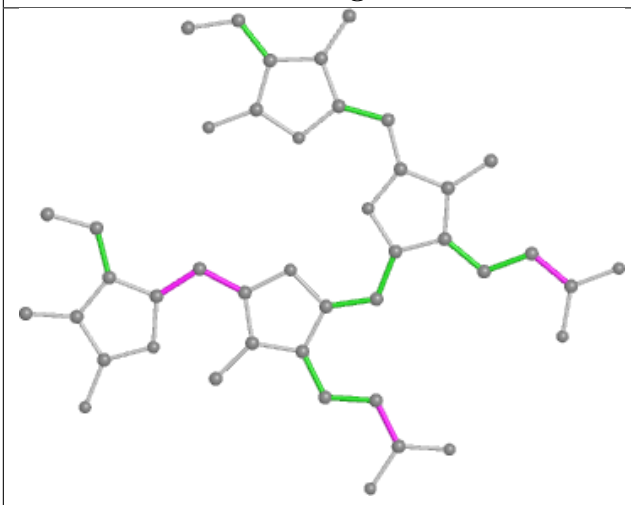

Torsions

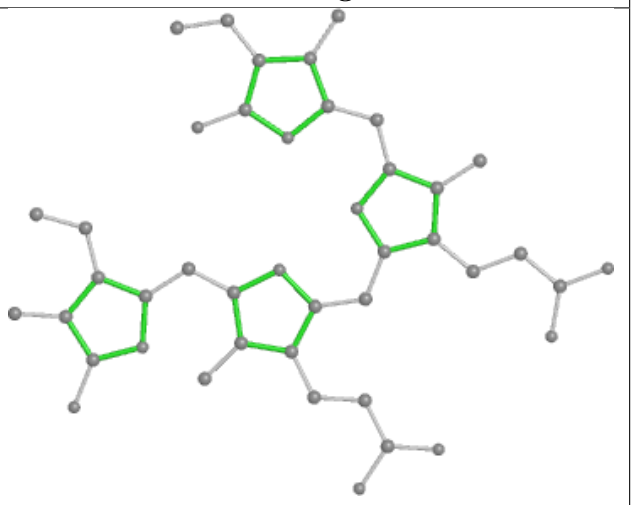

Rings

Ligand PEB g3 202

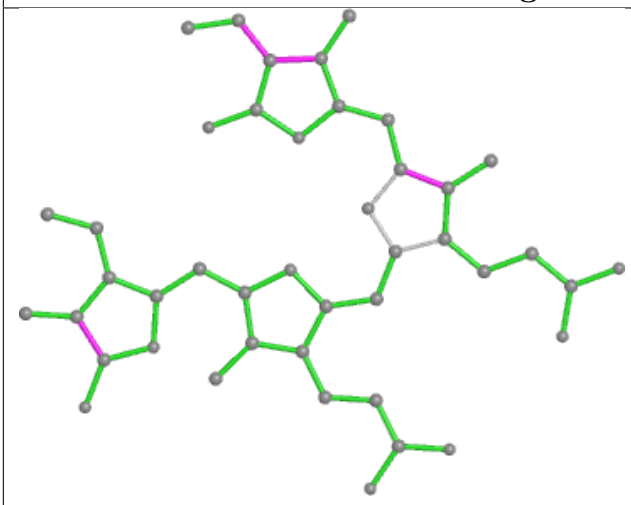

Bond lengths

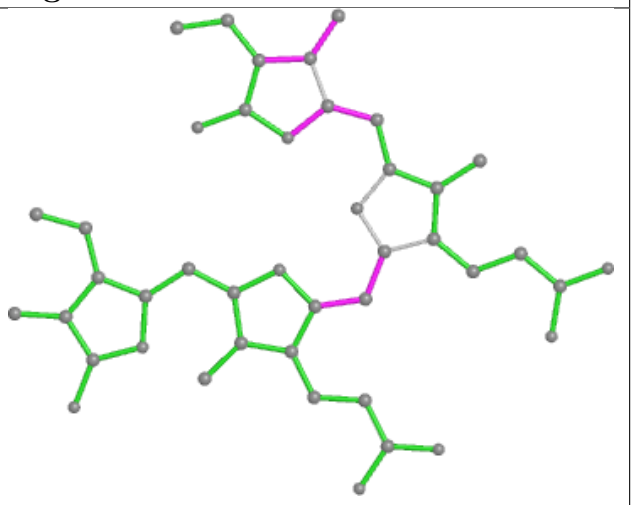

Bond angles

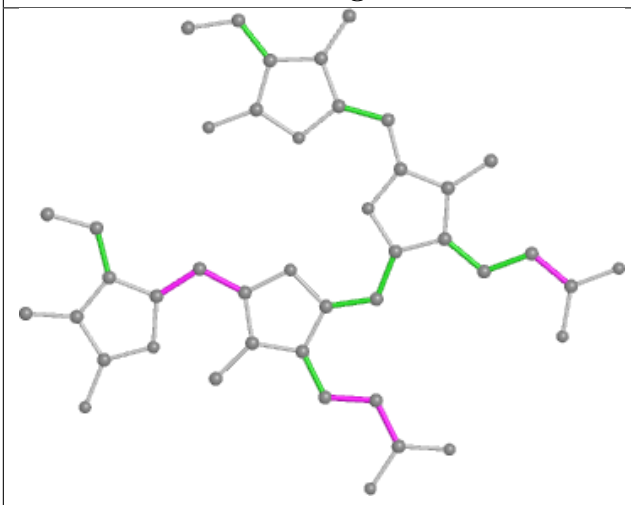

Torsions

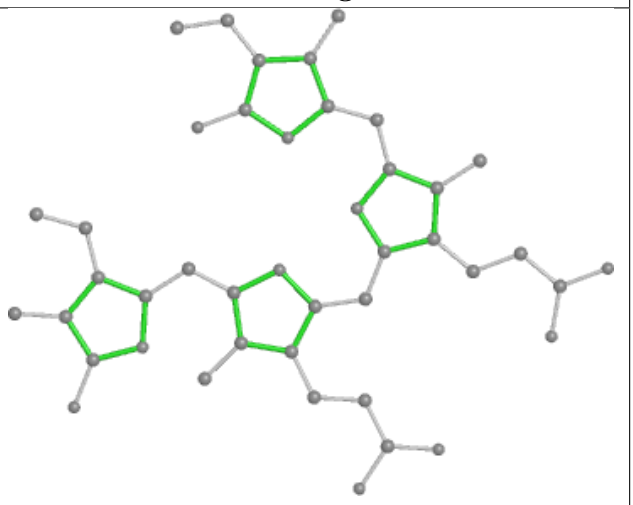

Rings

Ligand PEB dG 202

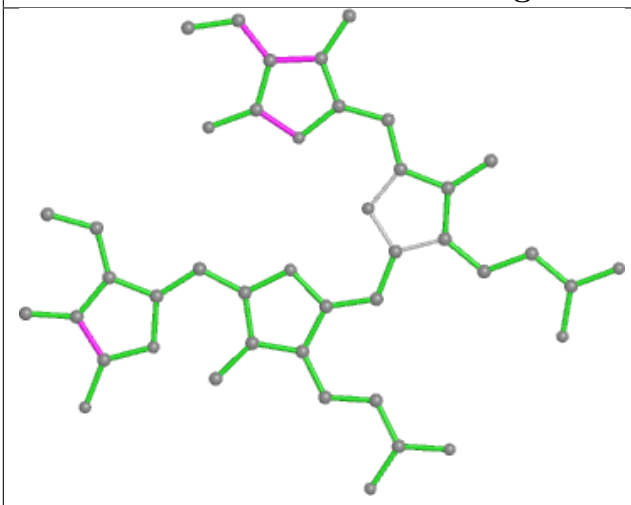

Bond lengths

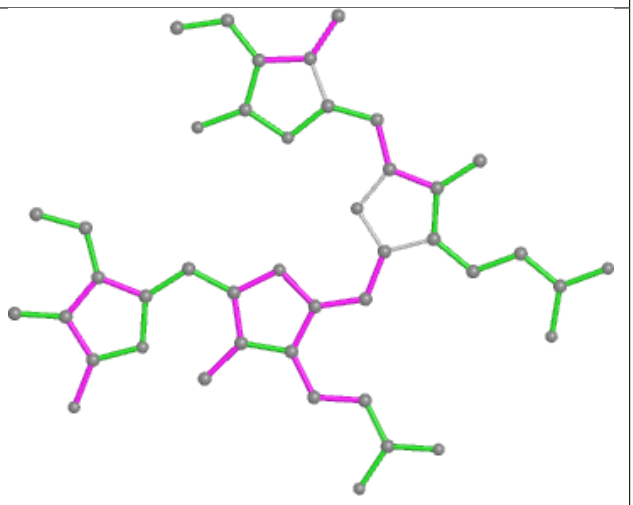

Bond angles

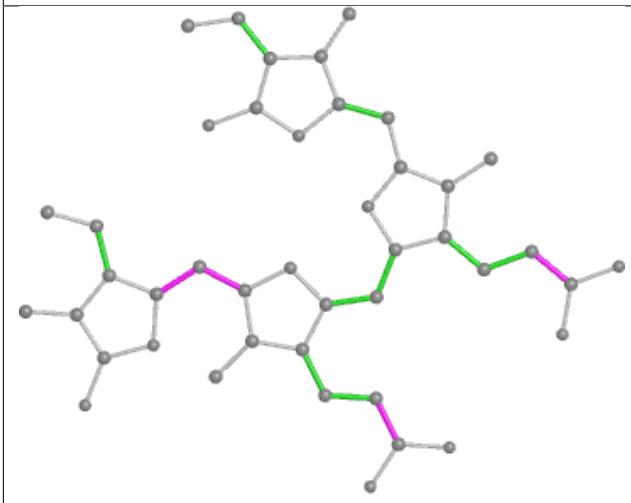

Torsions

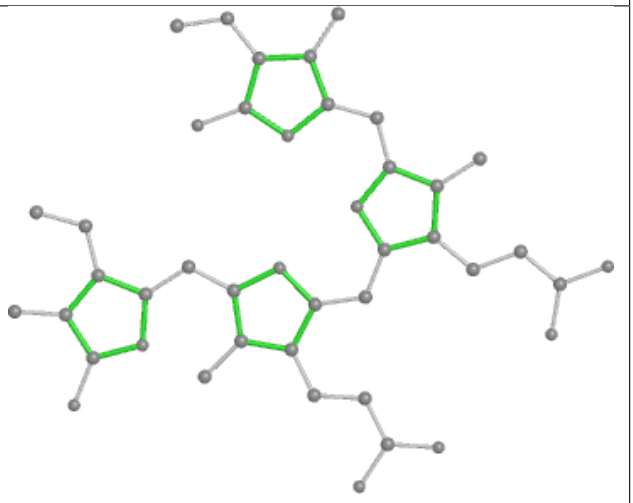

Rings

Ligand PUB C2 305

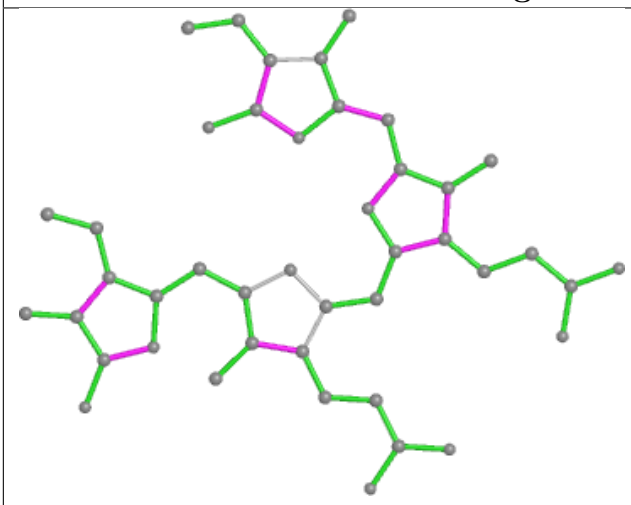

Bond lengths

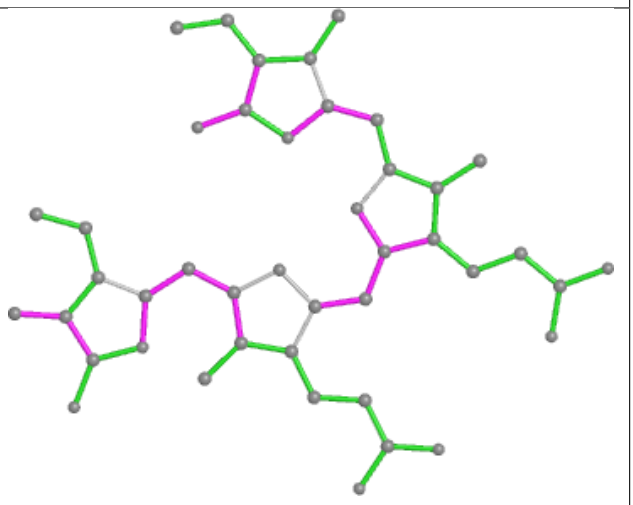

Bond angles

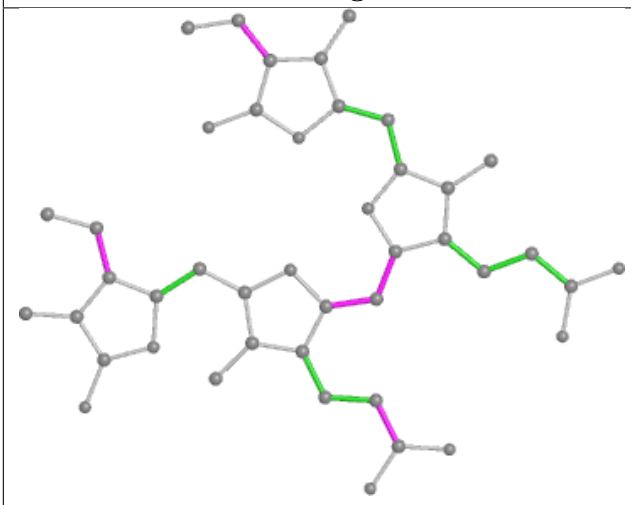

Torsions

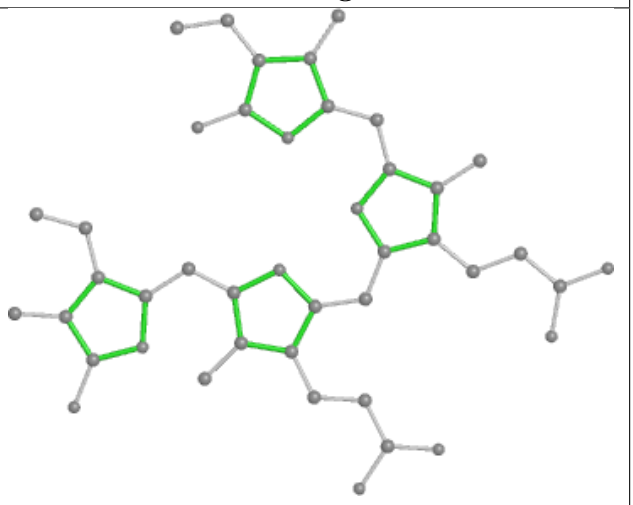

Rings

Ligand PEB dT 201

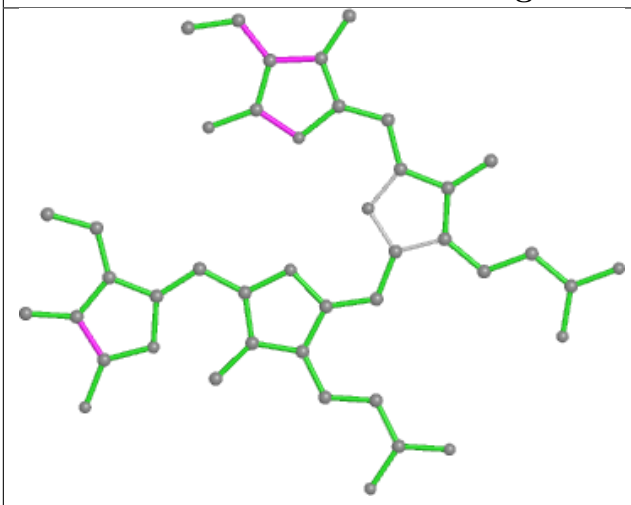

Bond lengths

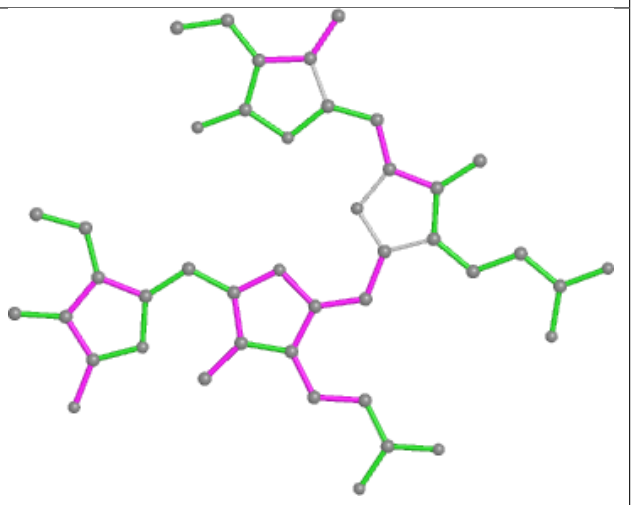

Bond angles

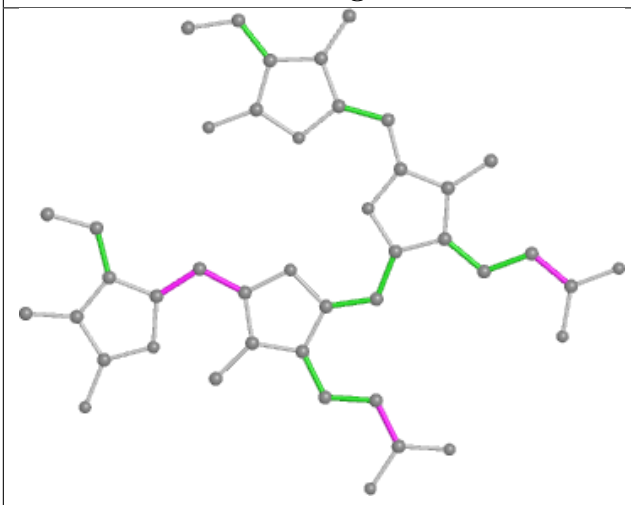

Torsions

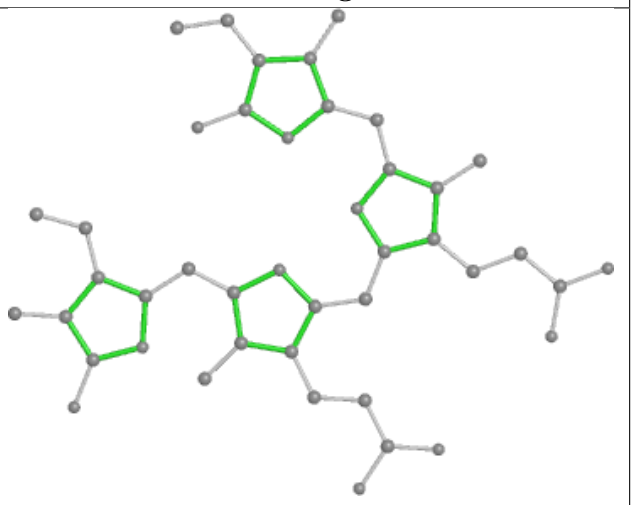

Rings

Ligand PEB V7 201

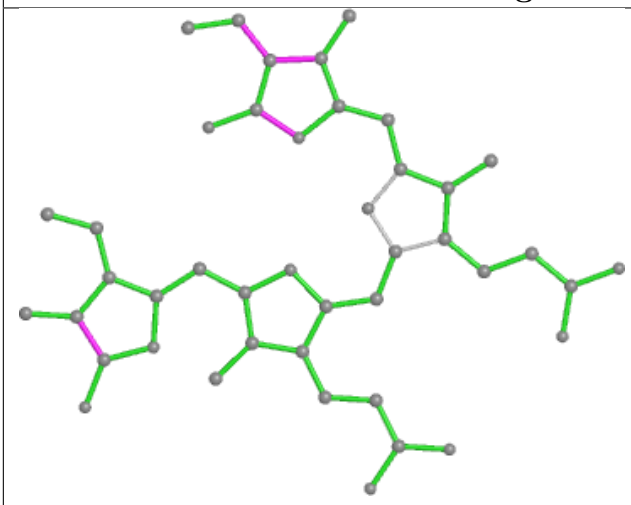

Bond lengths

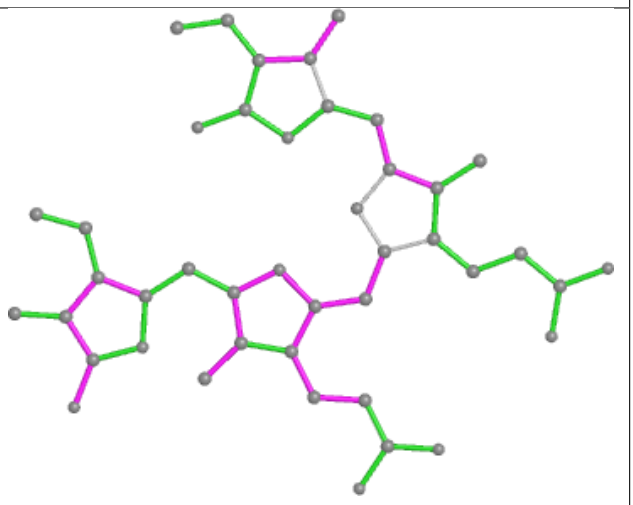

Bond angles

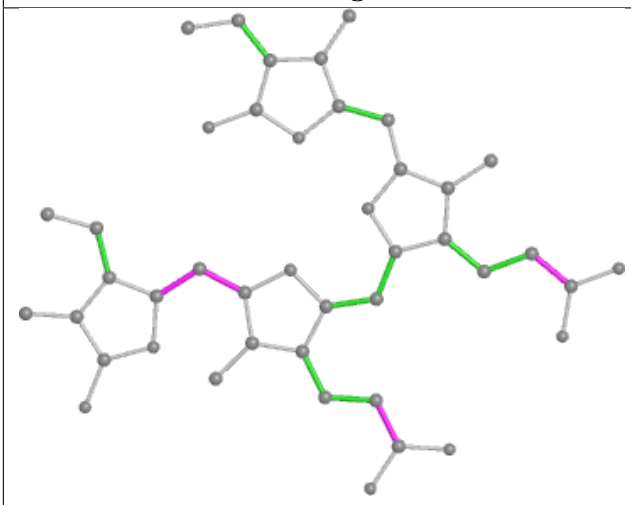

Torsions

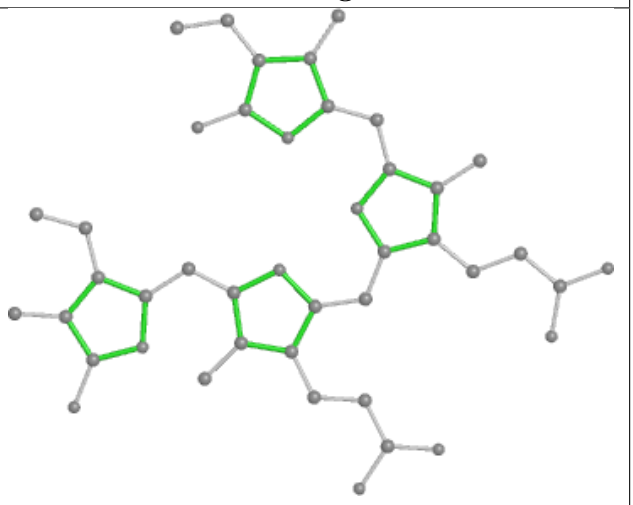

Rings

Ligand PEB A5 201

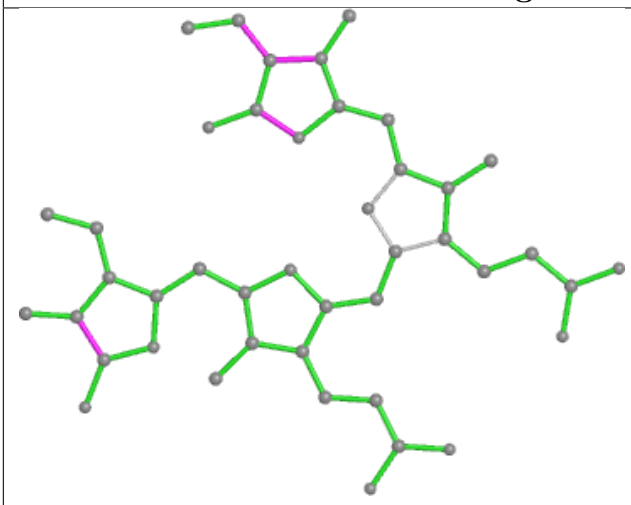

Bond lengths

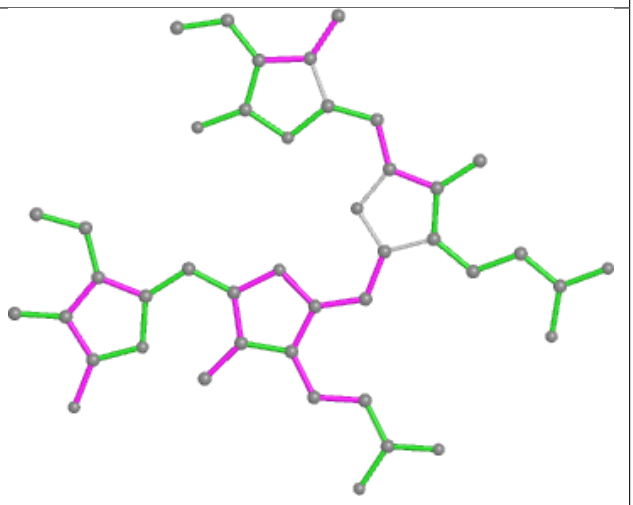

Bond angles

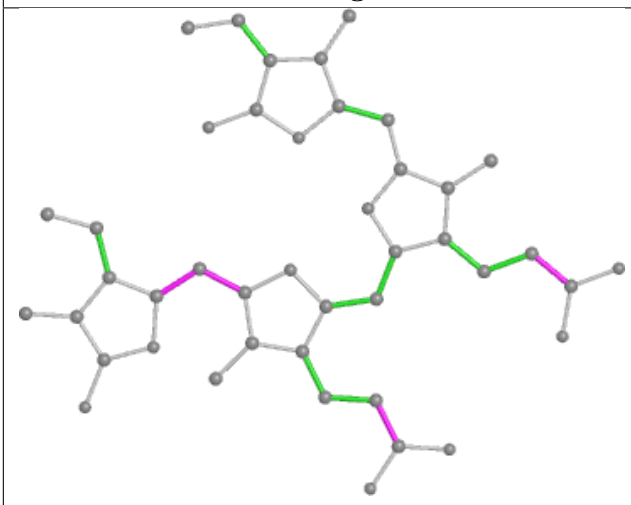

Torsions

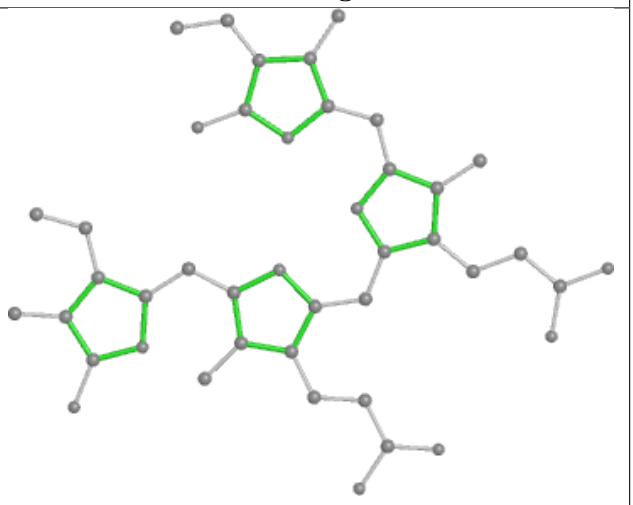

Rings

Ligand PEB P4 201

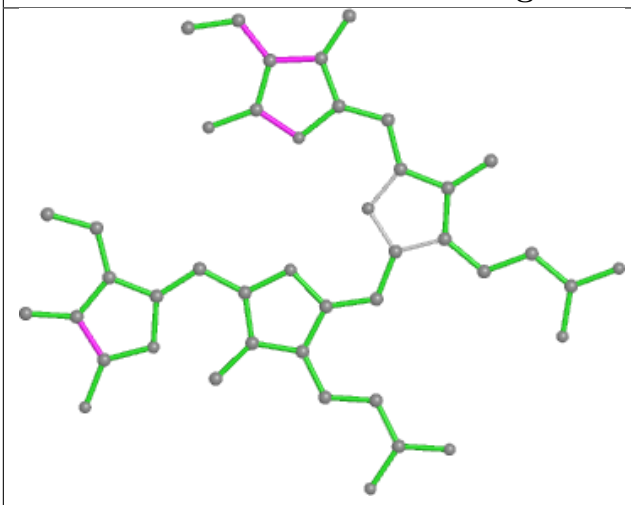

Bond lengths

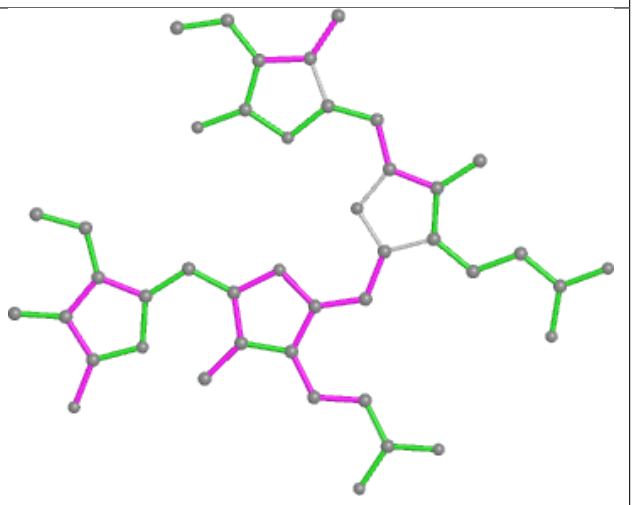

Bond angles

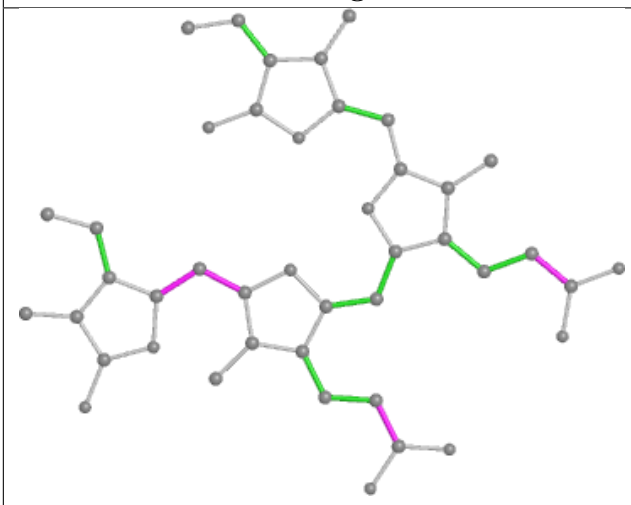

Torsions

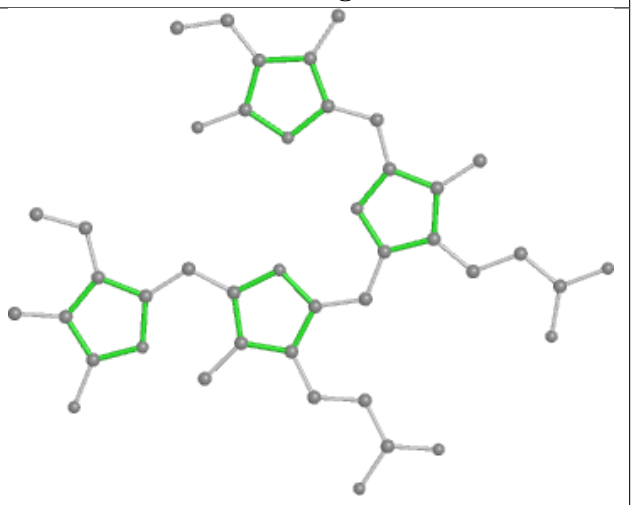

Rings

Ligand PEB ca 1001

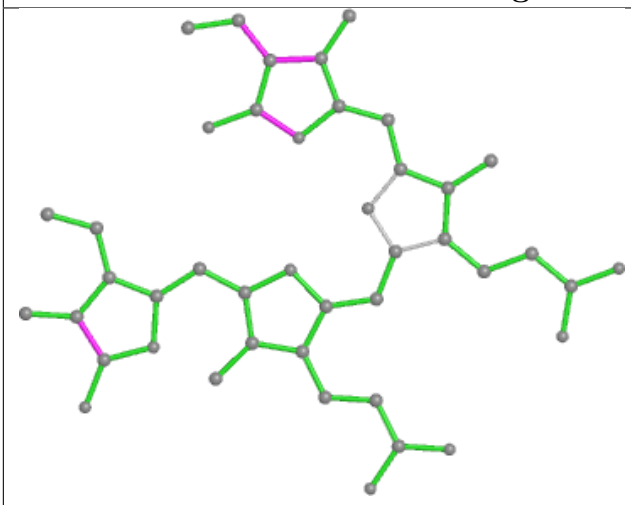

Bond lengths

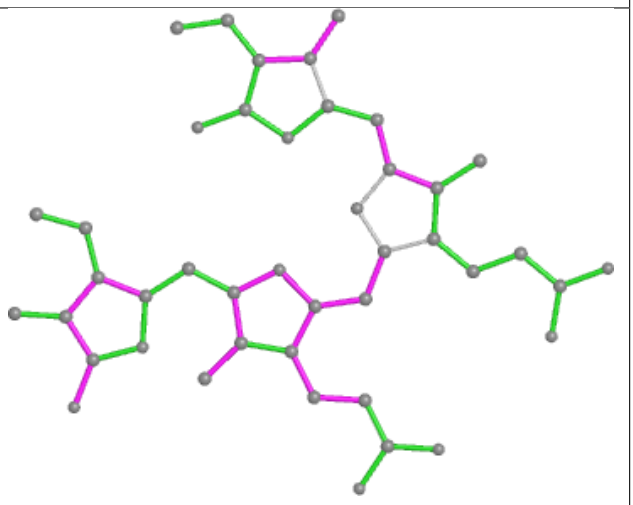

Bond angles

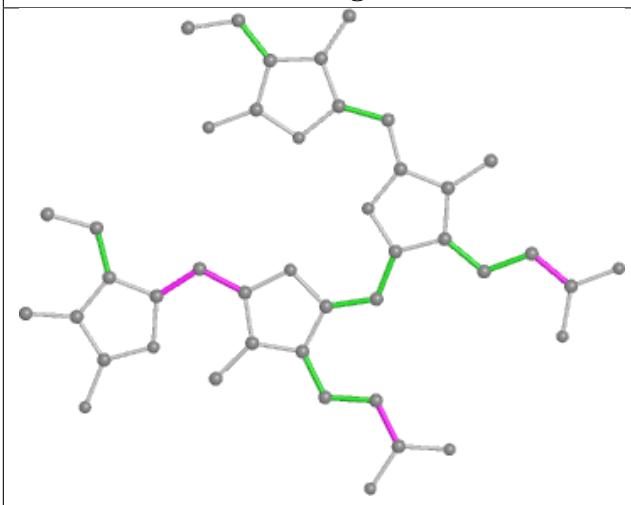

Torsions

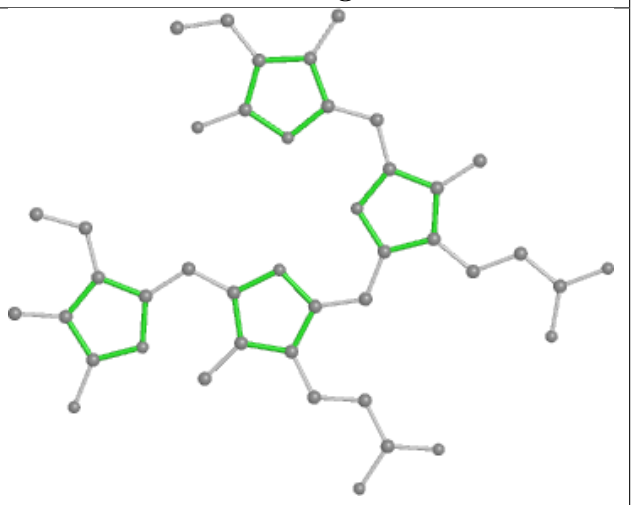

Rings

Ligand PEB z5 201

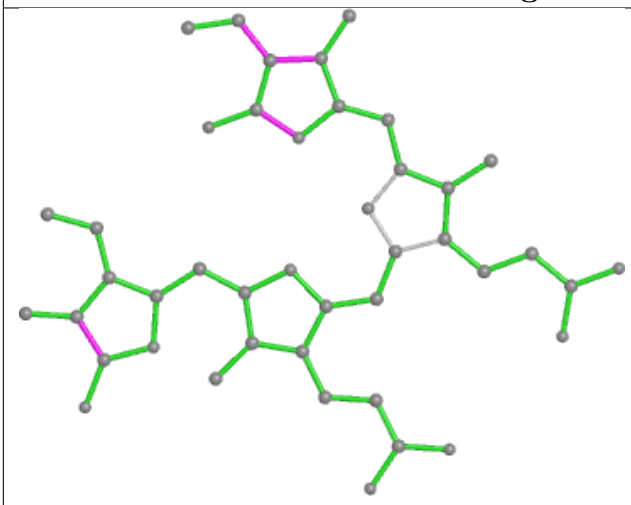

Bond lengths

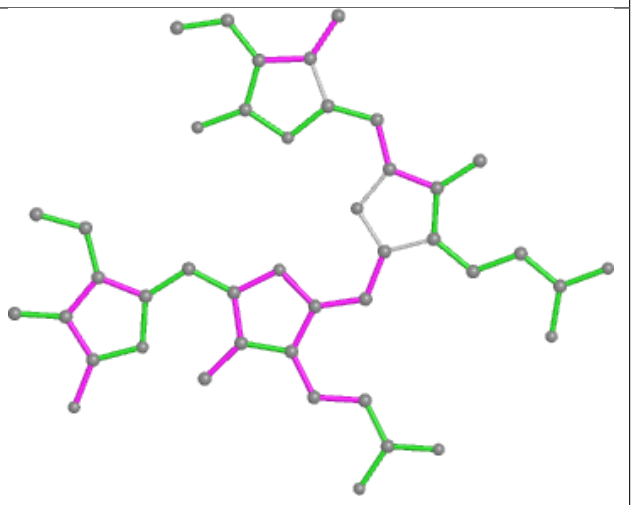

Bond angles

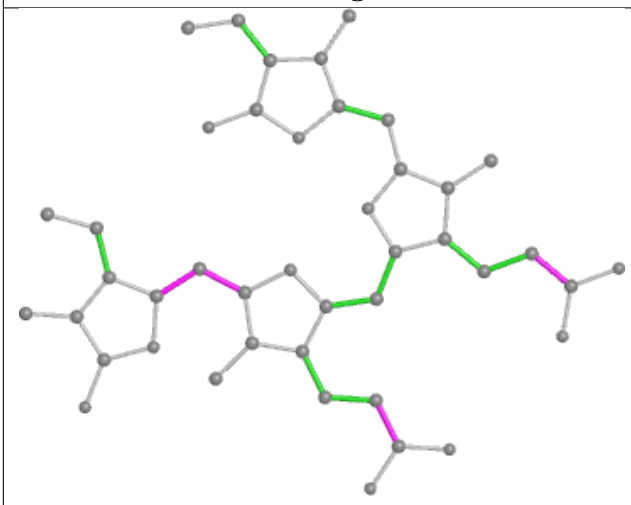

Torsions

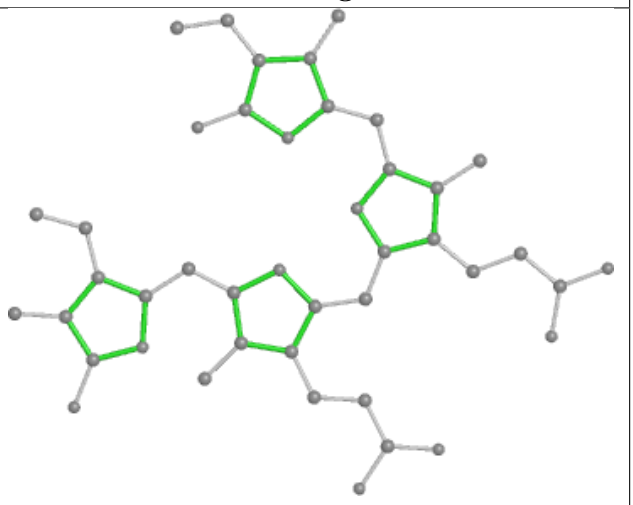

Rings

Ligand PEB j6 201

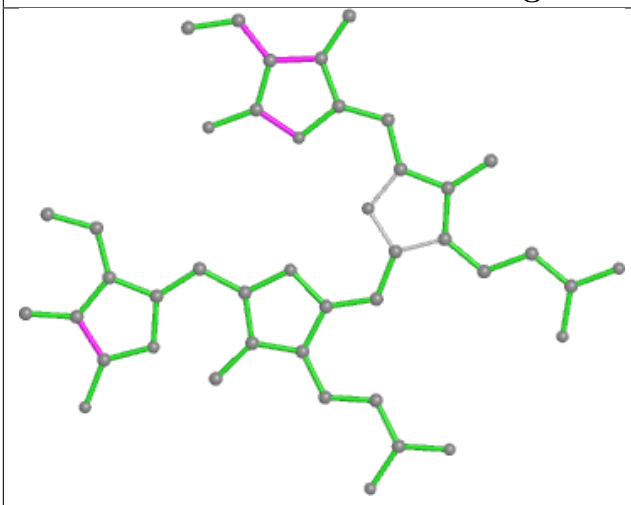

Bond lengths

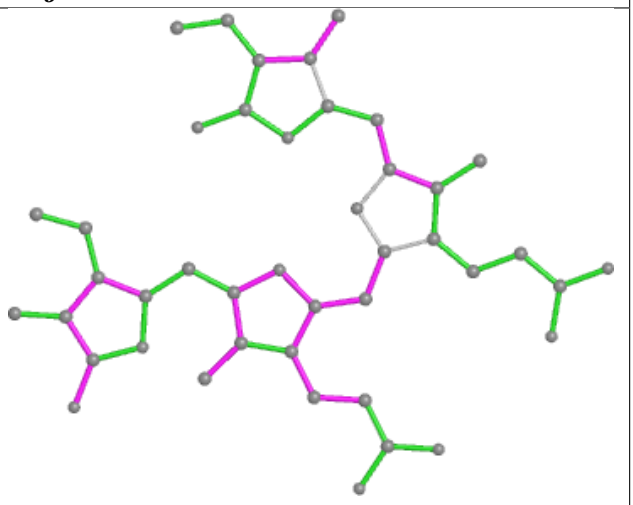

Bond angles

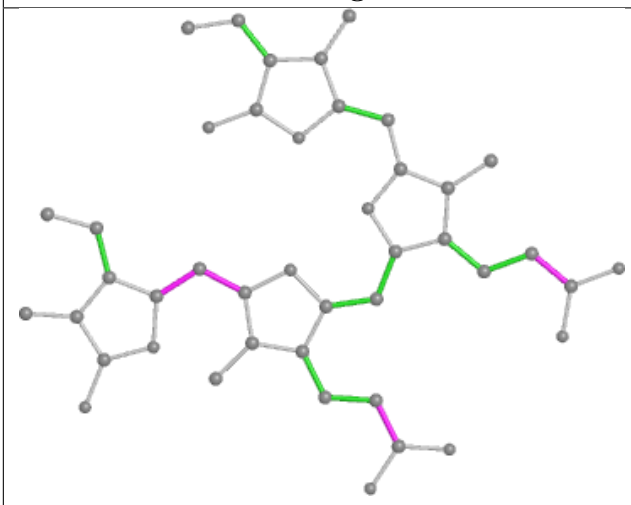

Torsions

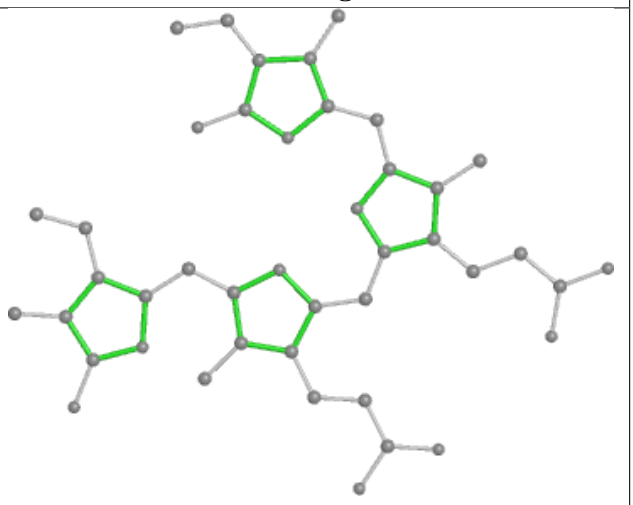

Rings

Ligand PEB gh 201

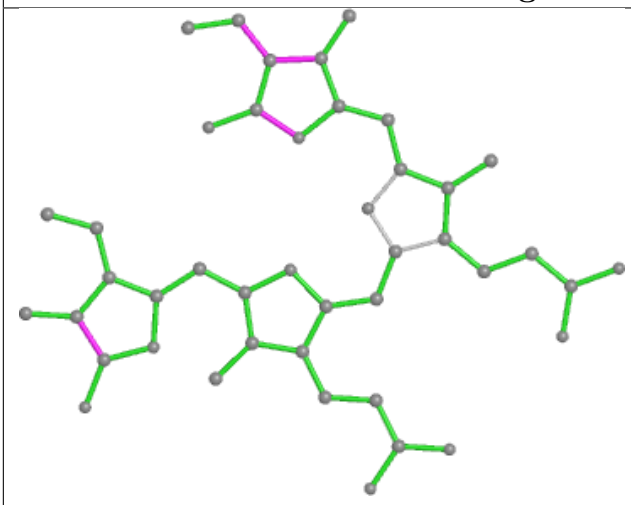

Bond lengths

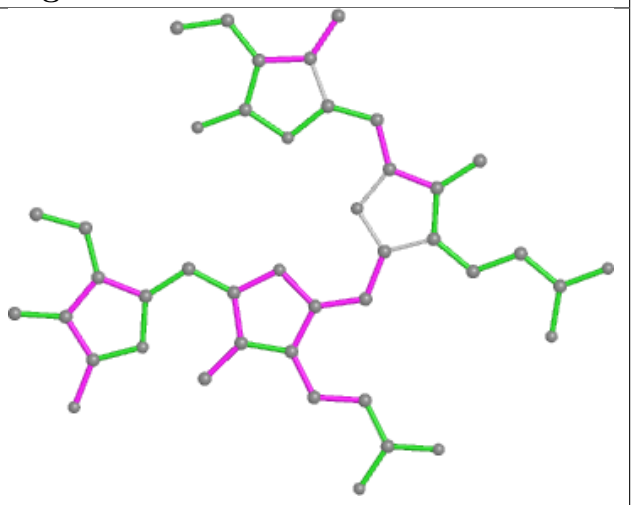

Bond angles

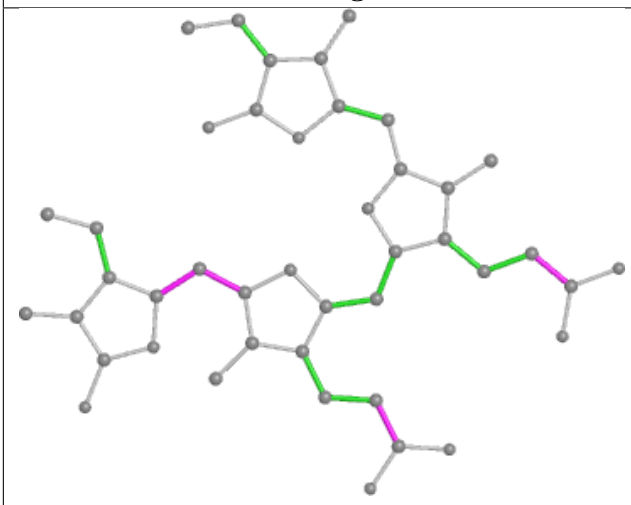

Torsions

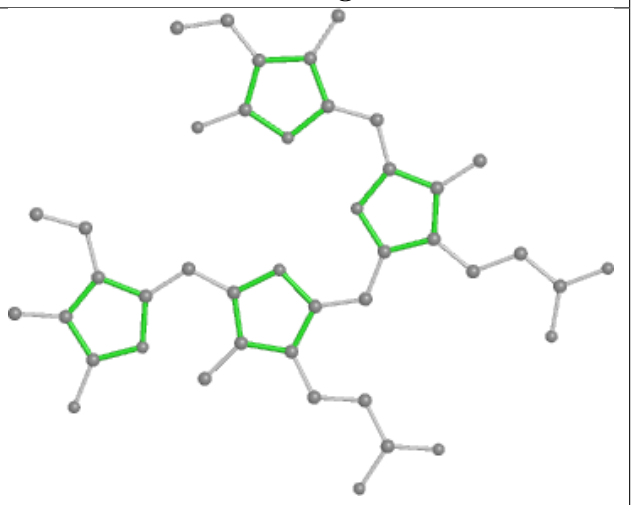

Rings

Ligand PUB bY 1006

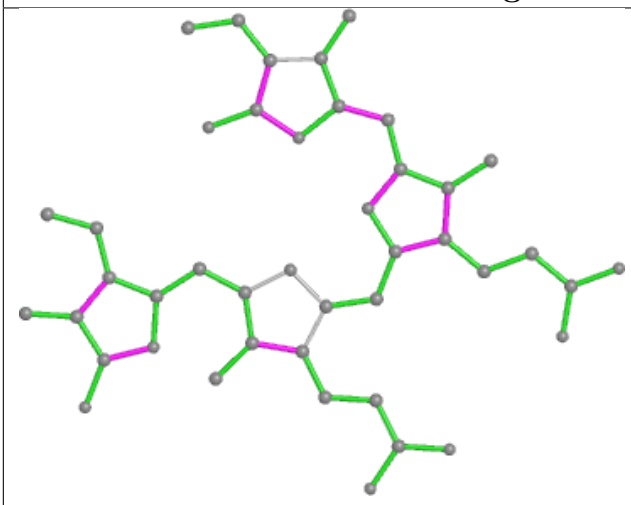

Bond lengths

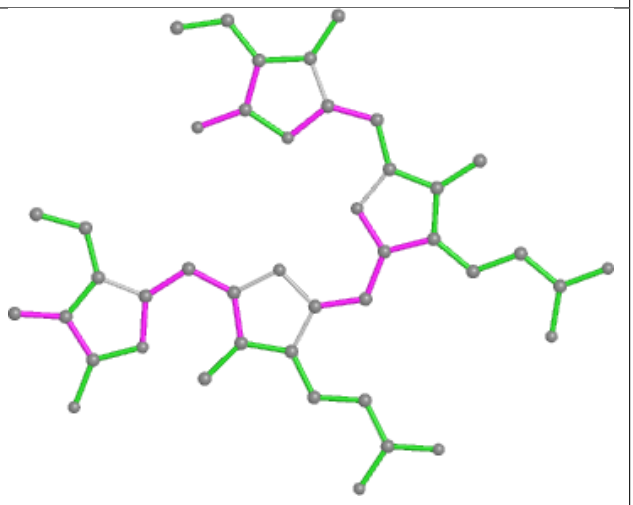

Bond angles

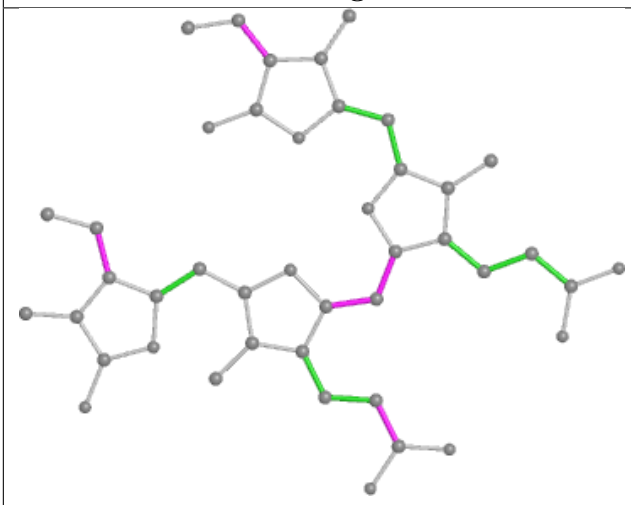

Torsions

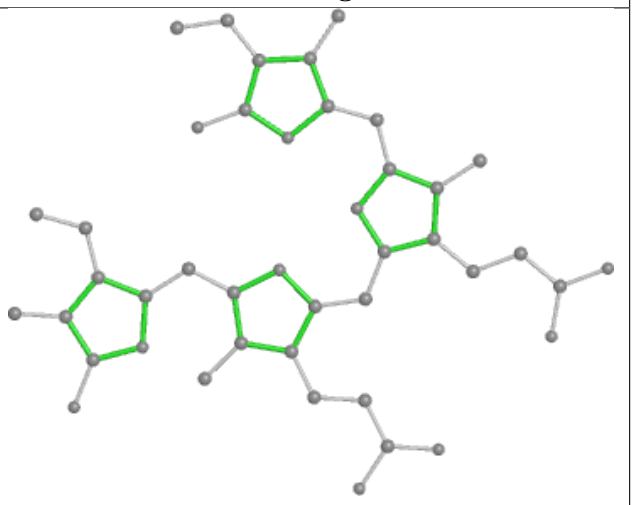

Rings

Ligand PEB aD 201

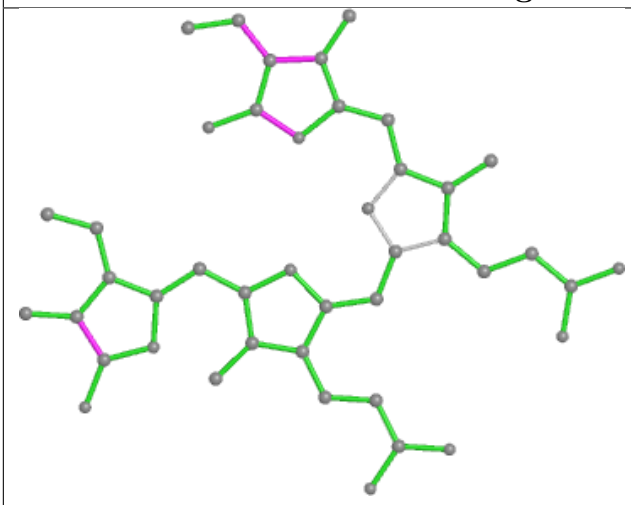

Bond lengths

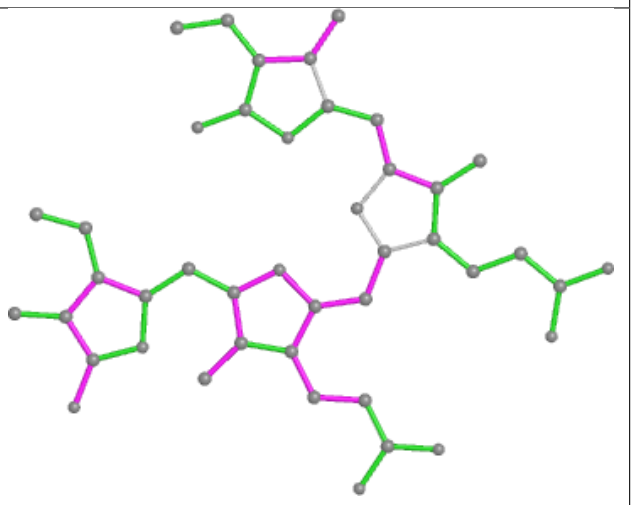

Bond angles

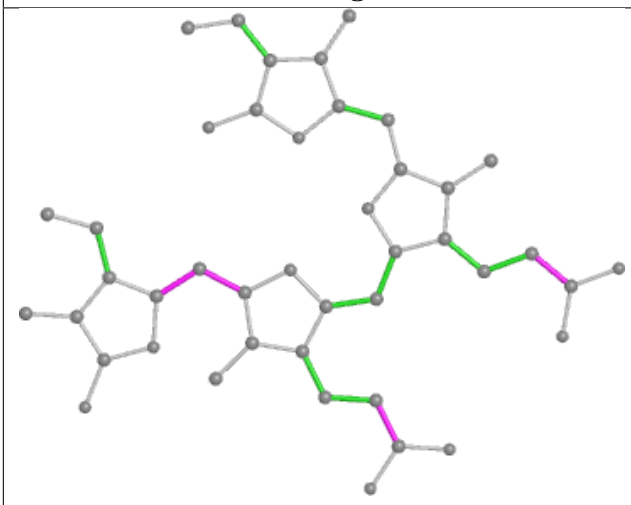

Torsions

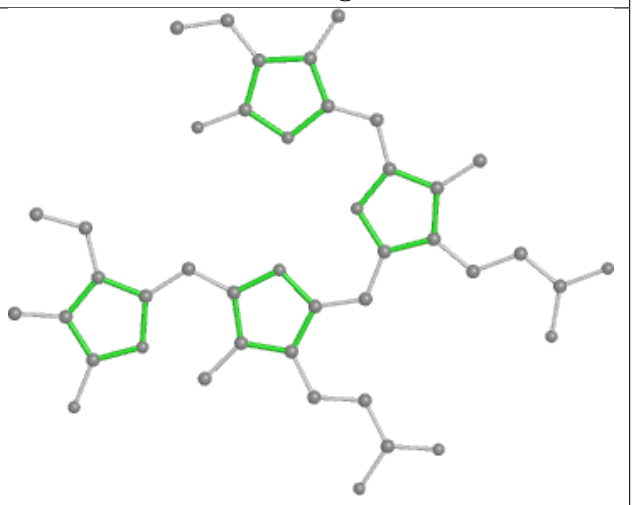

Rings

Ligand PUB V5 203

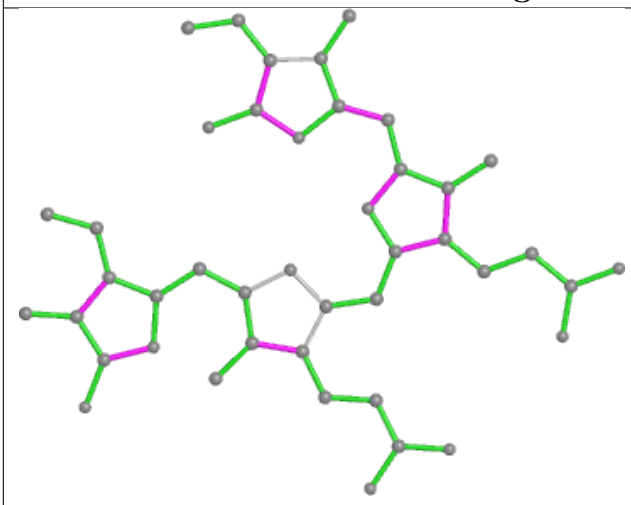

Bond lengths

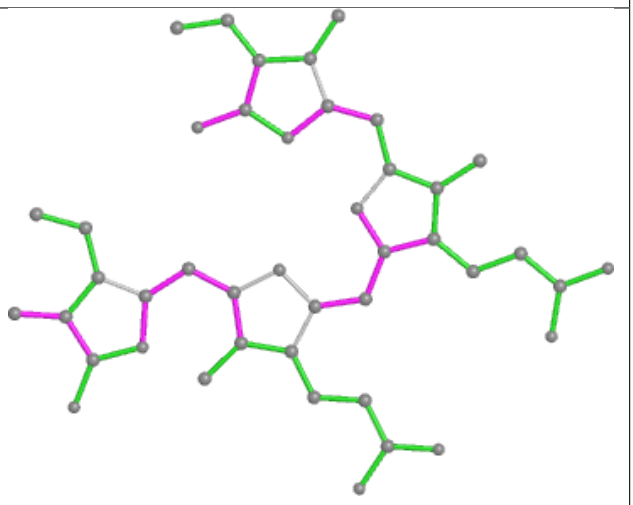

Bond angles

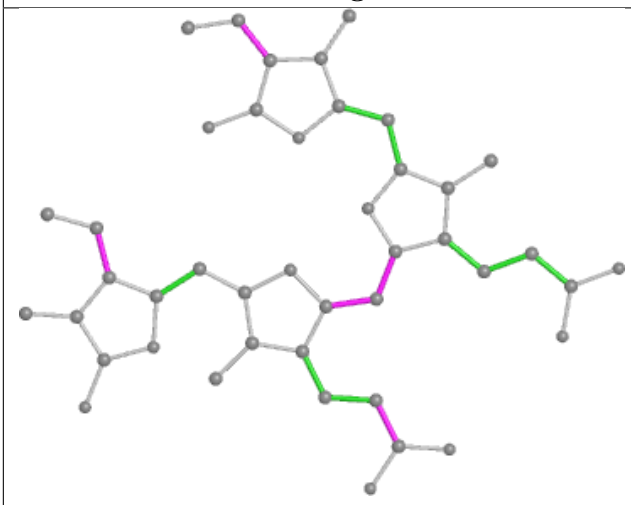

Torsions

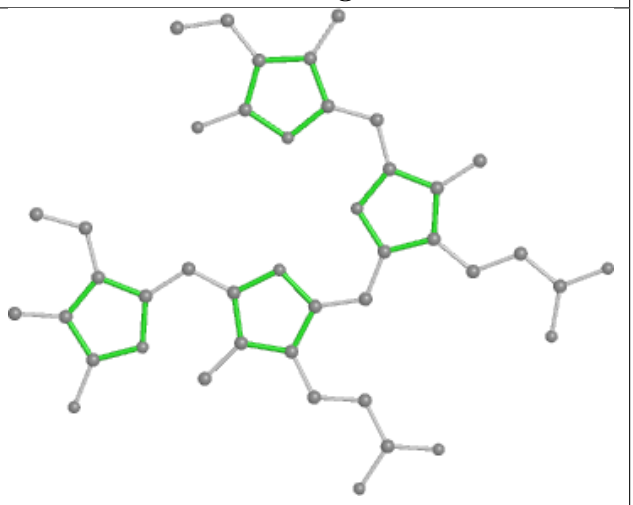

Rings

Ligand PUB R6 203

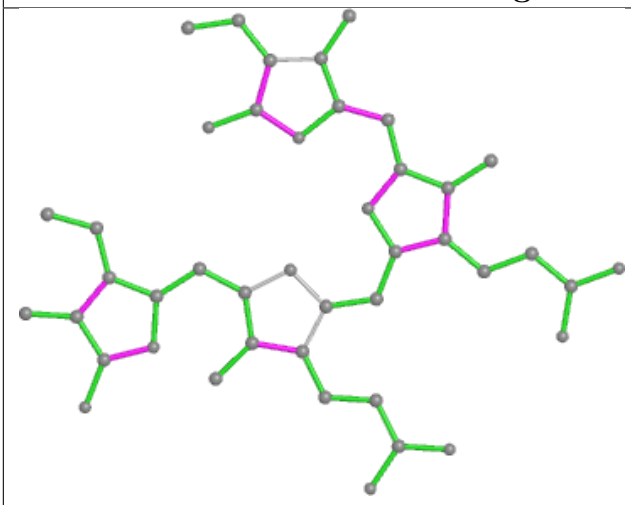

Bond lengths

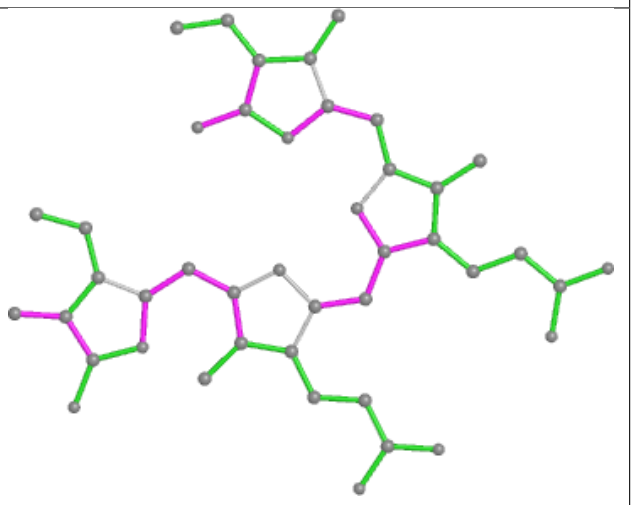

Bond angles

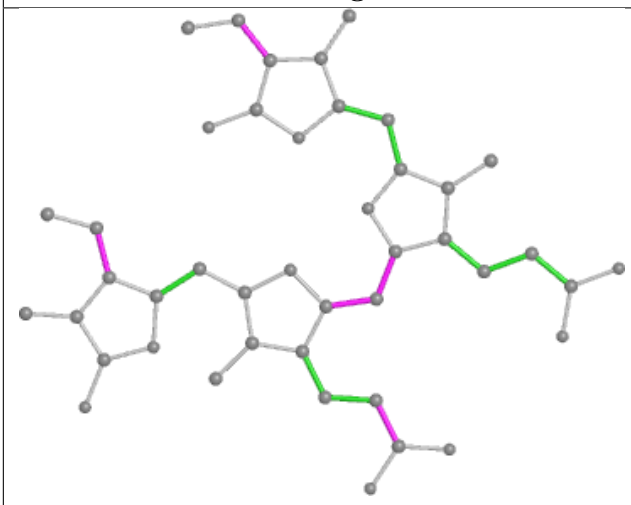

Torsions

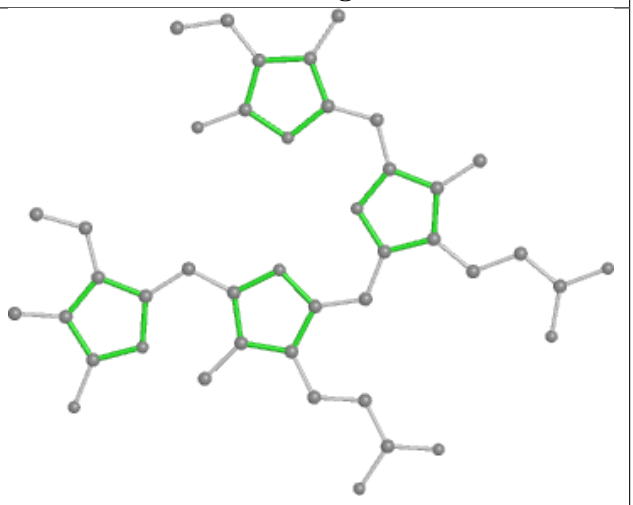

Rings

Ligand PEB gm 1002

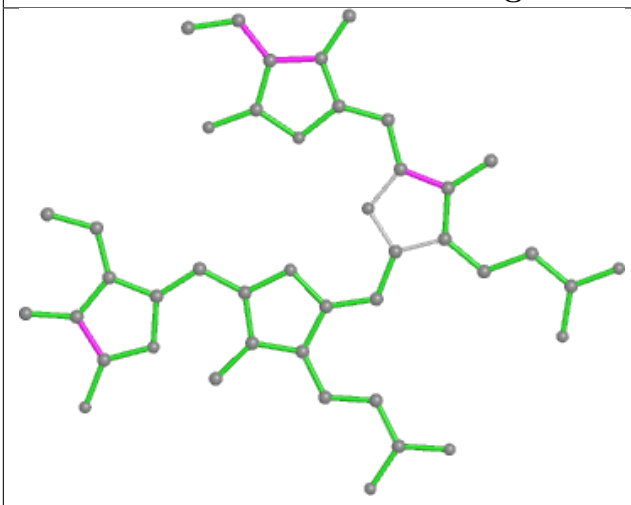

Bond lengths

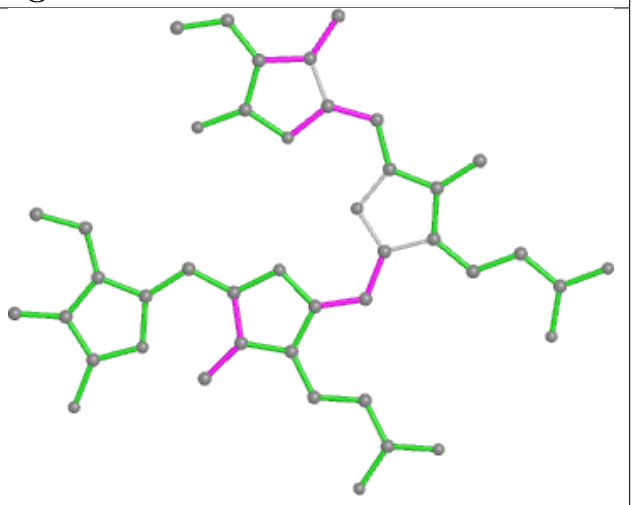

Bond angles

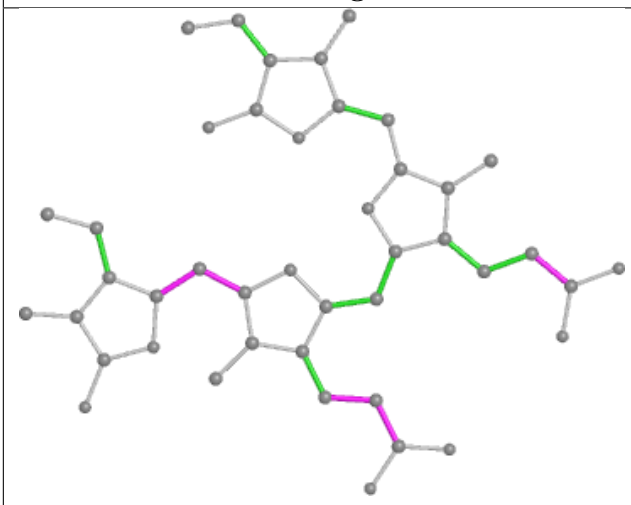

Torsions

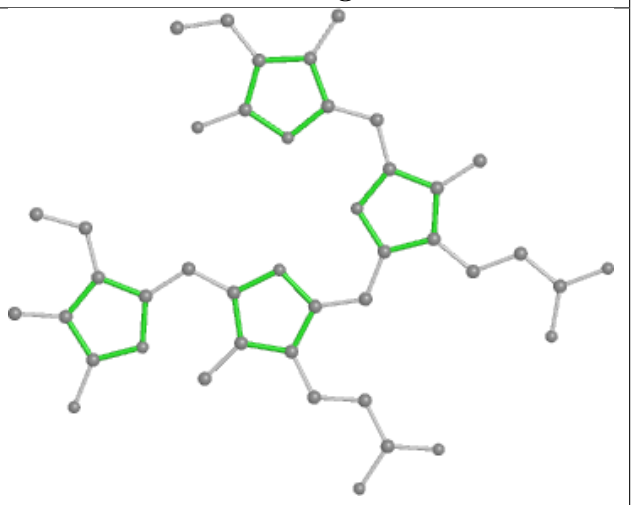

Rings

Ligand PVN b8 1004

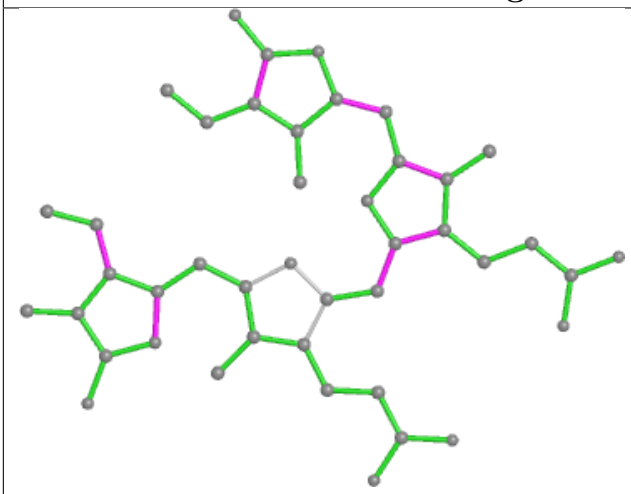

Bond lengths

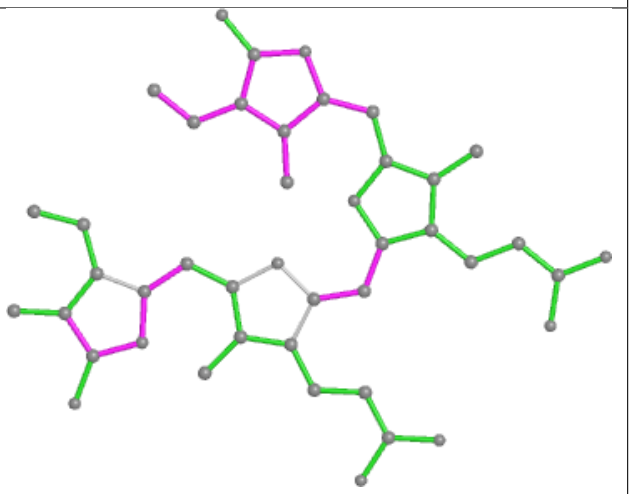

Bond angles

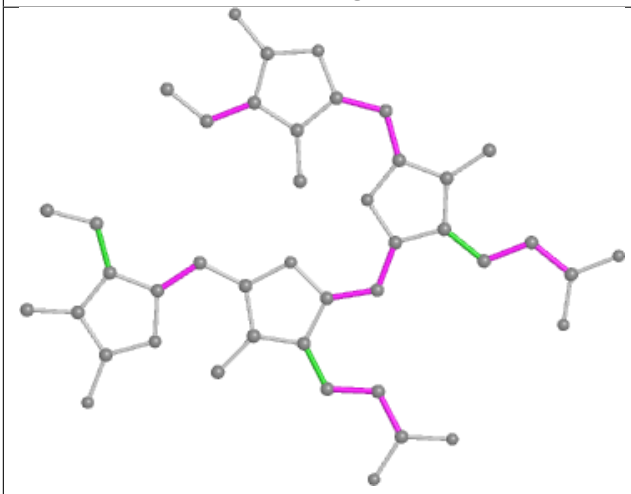

Torsions

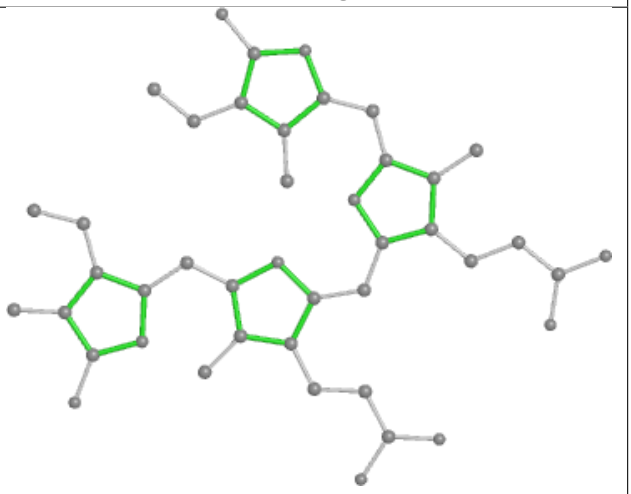

Rings

Ligand PEB r6 202

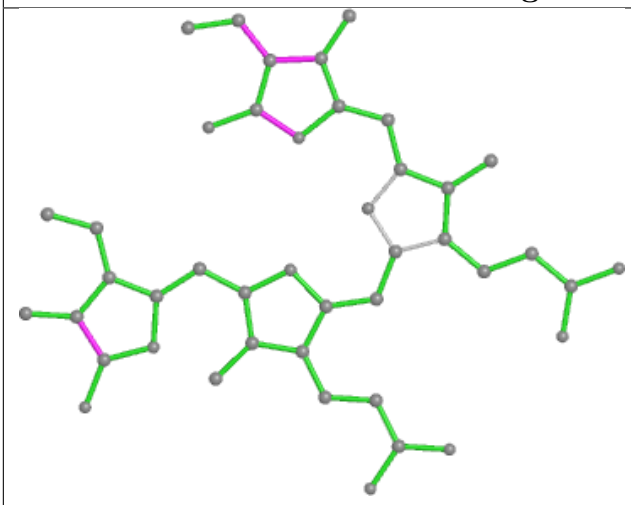

Bond lengths

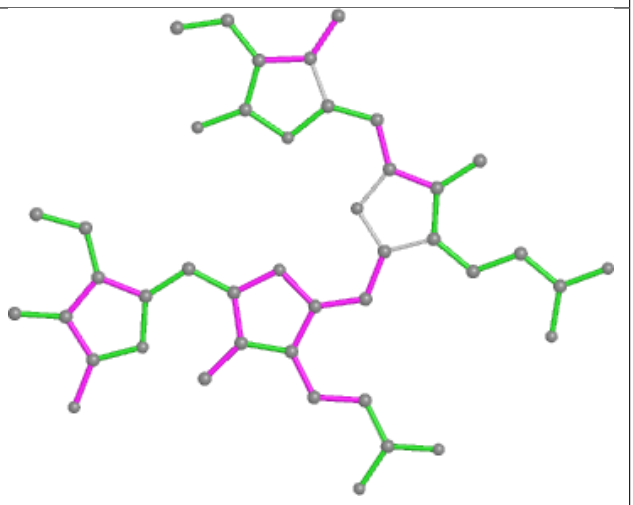

Bond angles

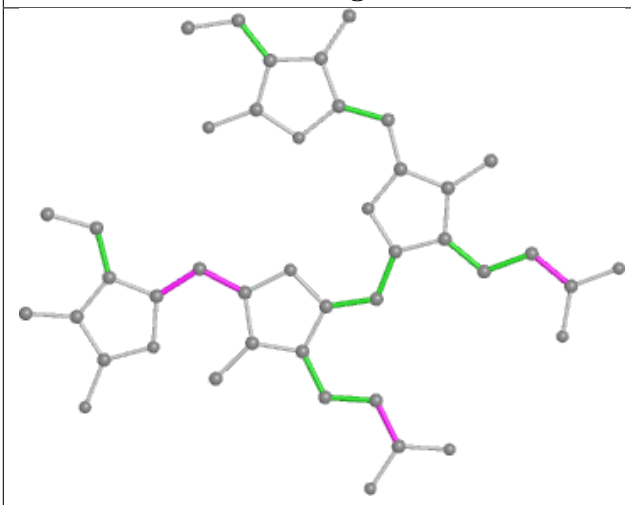

Torsions

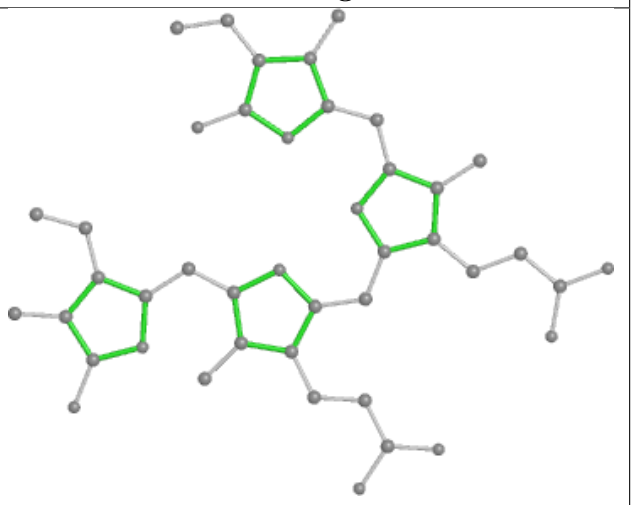

Rings

Ligand PUB bV 203

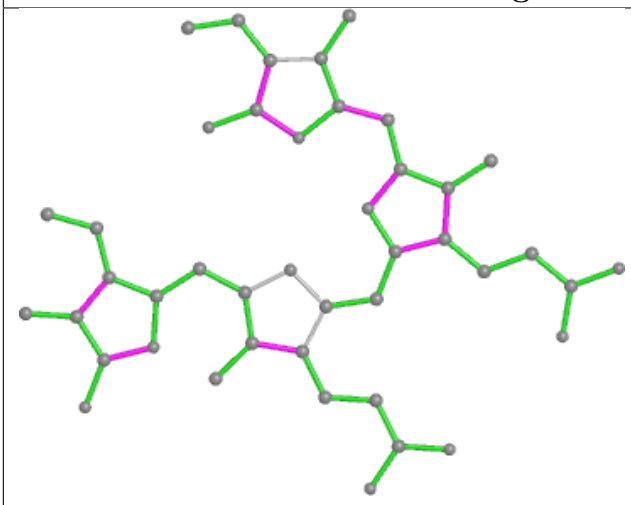

Bond lengths

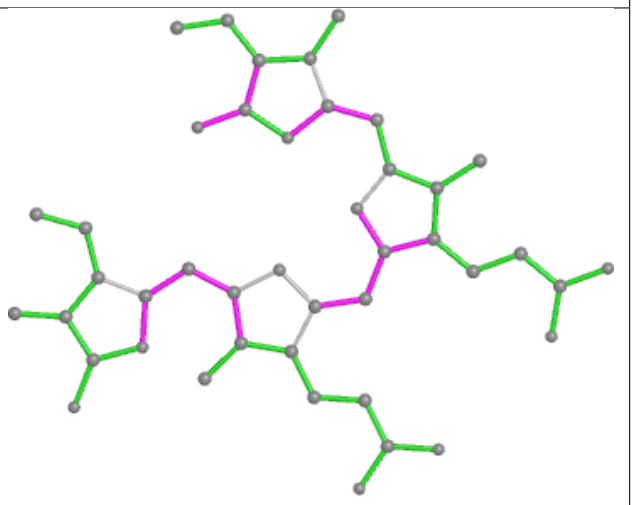

Bond angles

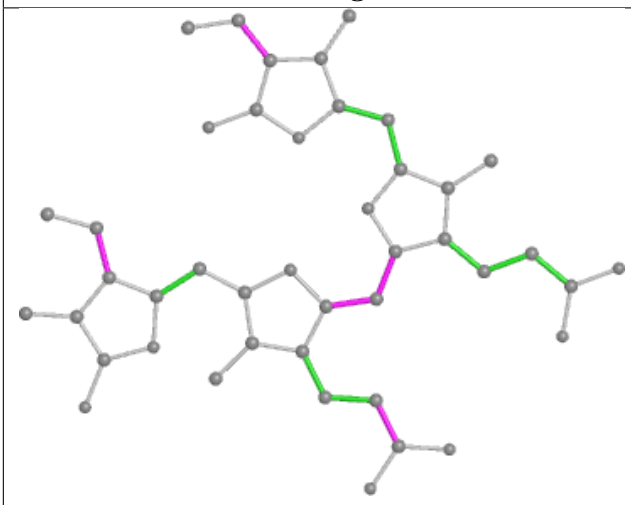

Torsions

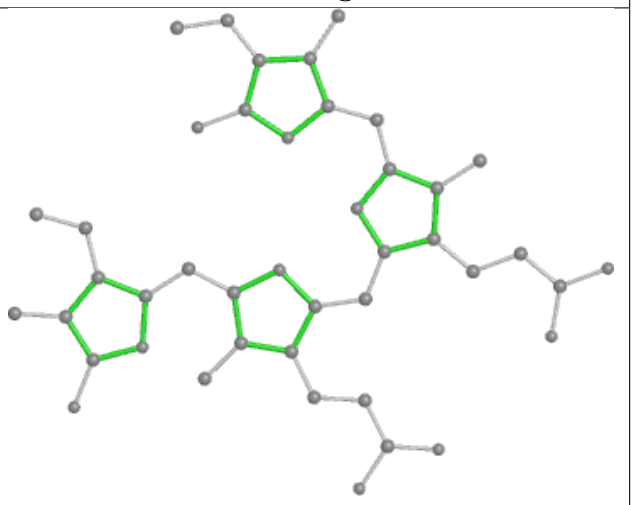

Rings

Ligand PUB cE 203

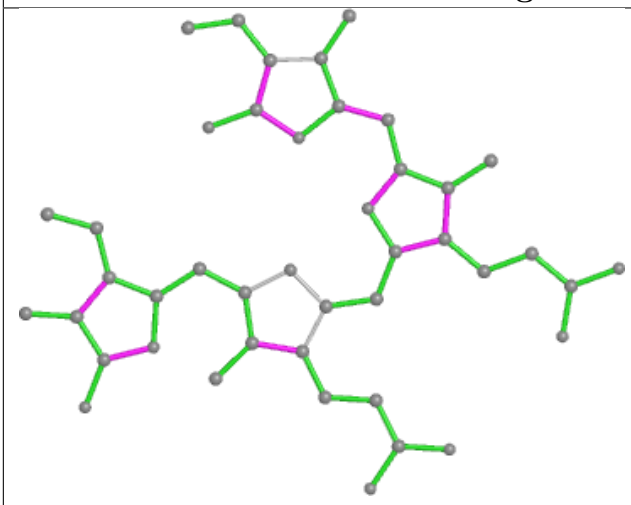

Bond lengths

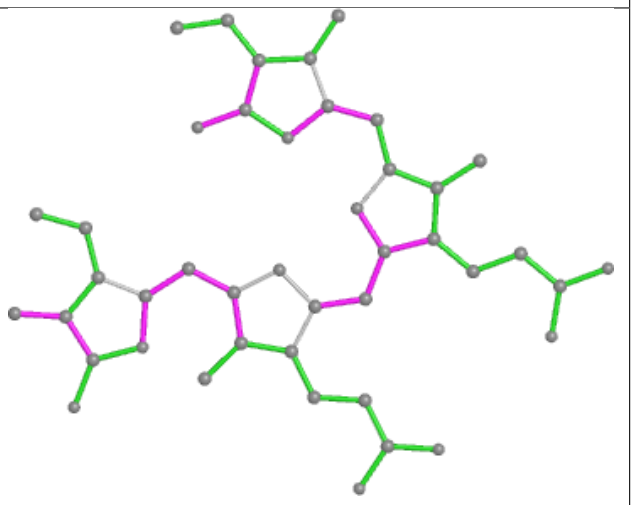

Bond angles

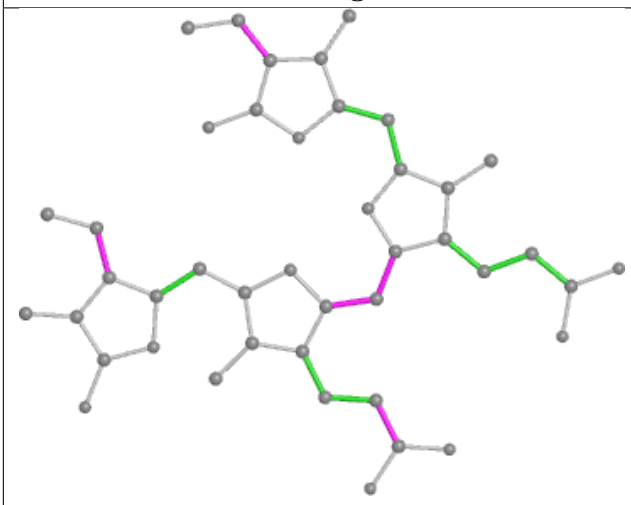

Torsions

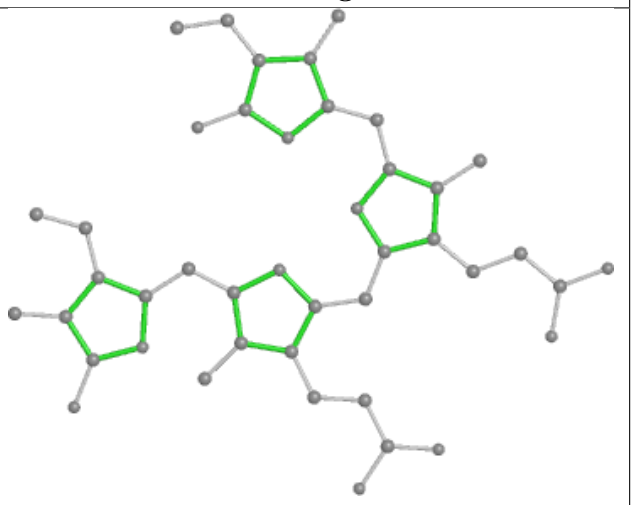

Rings

Ligand CYC N1 201

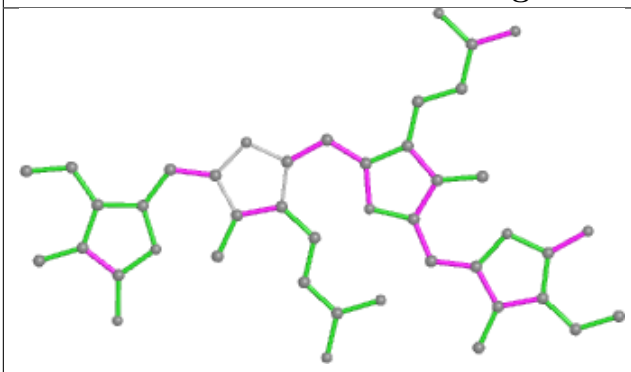

Bond lengths

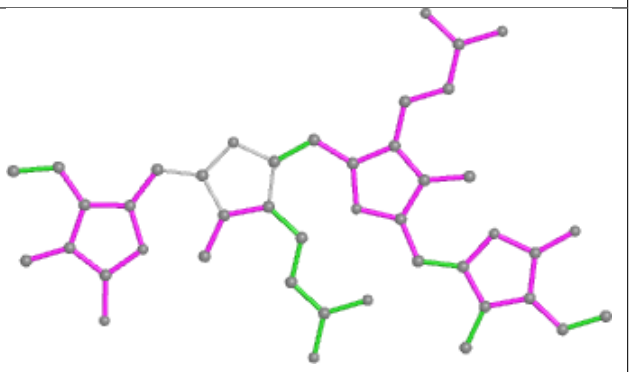

Bond angles

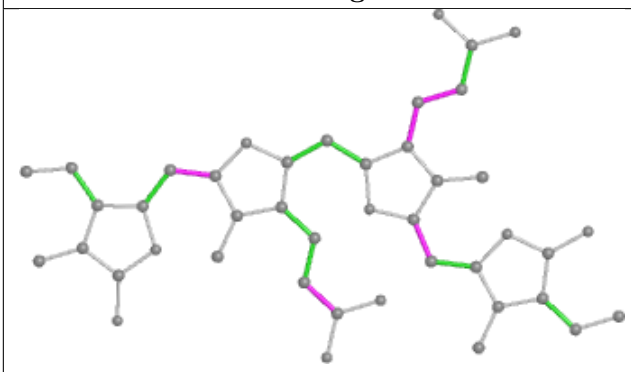

Torsions

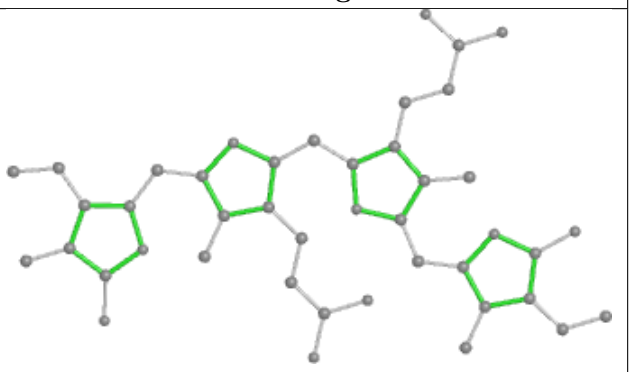

Rings

Ligand PEB D4 202

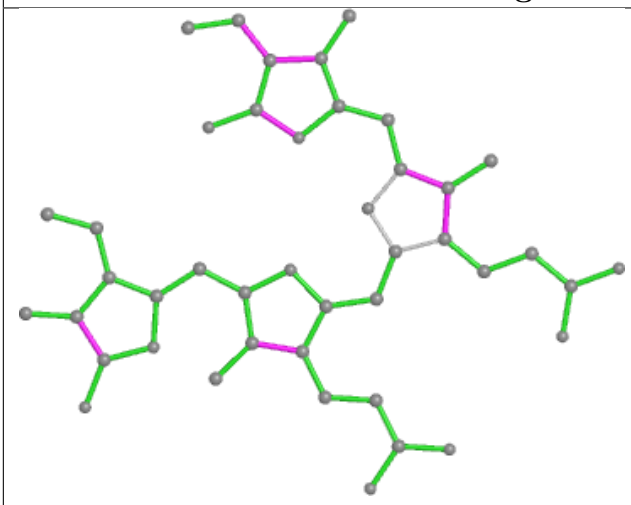

Bond lengths

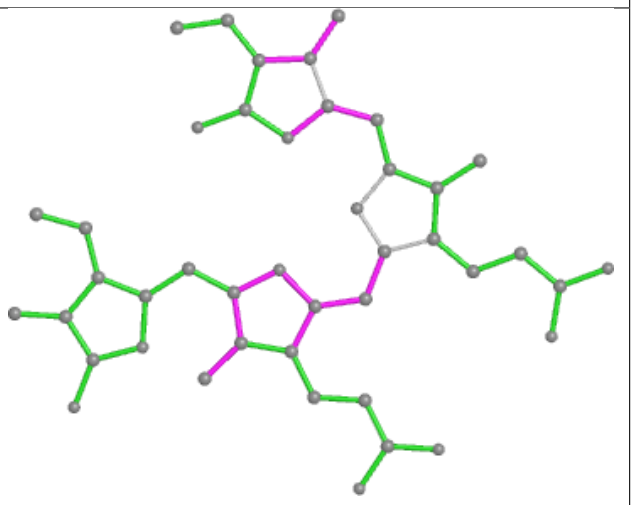

Bond angles

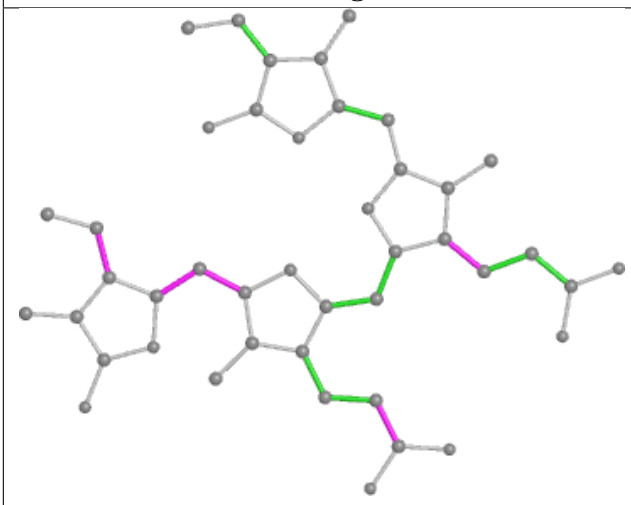

Torsions

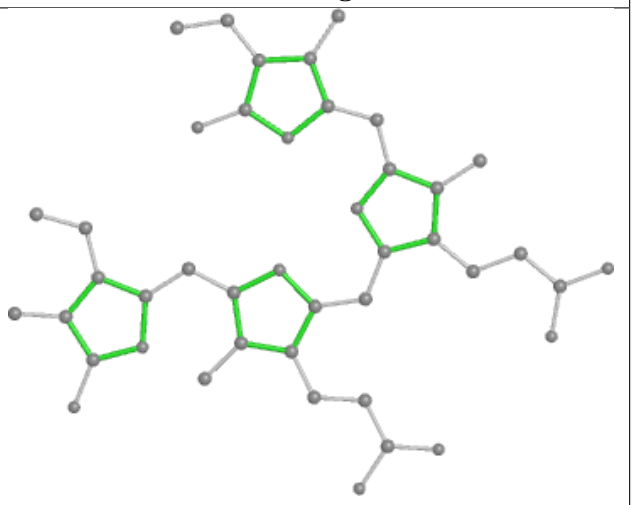

Rings

Ligand PEB cN 201

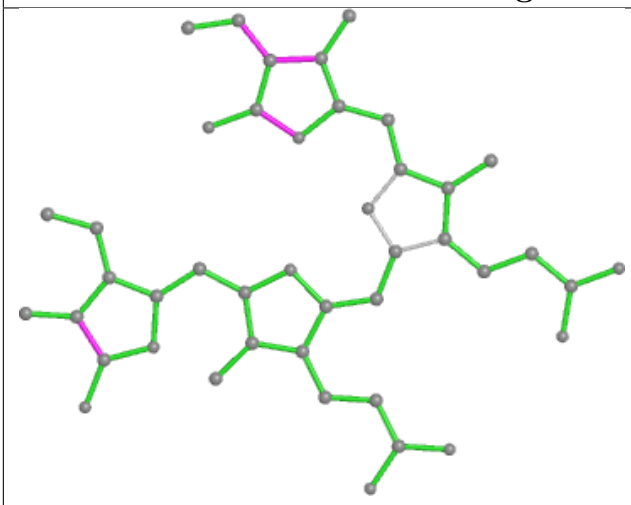

Bond lengths

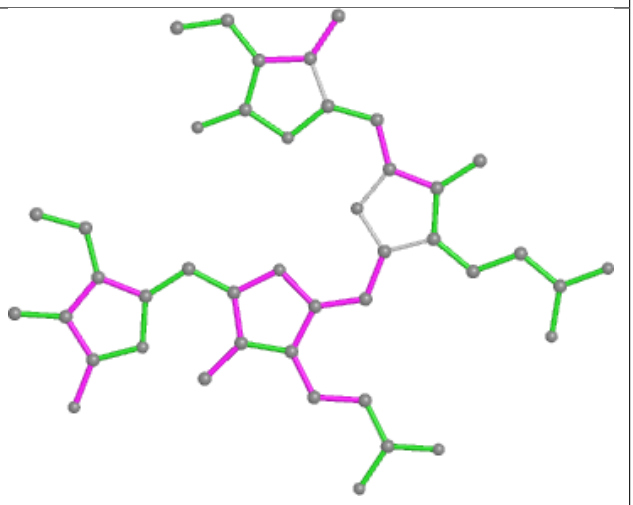

Bond angles

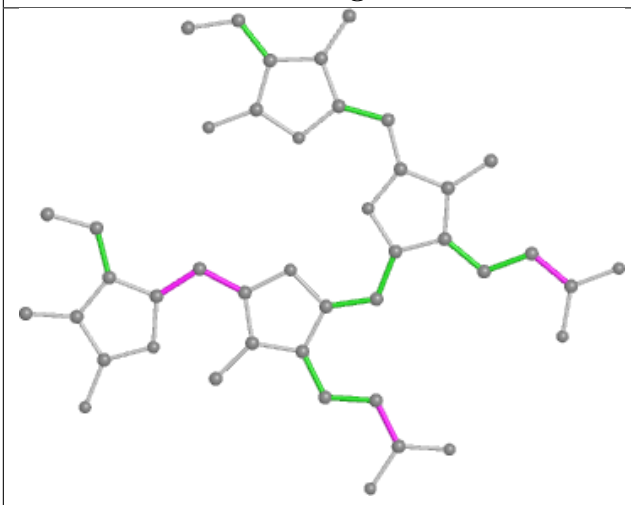

Torsions

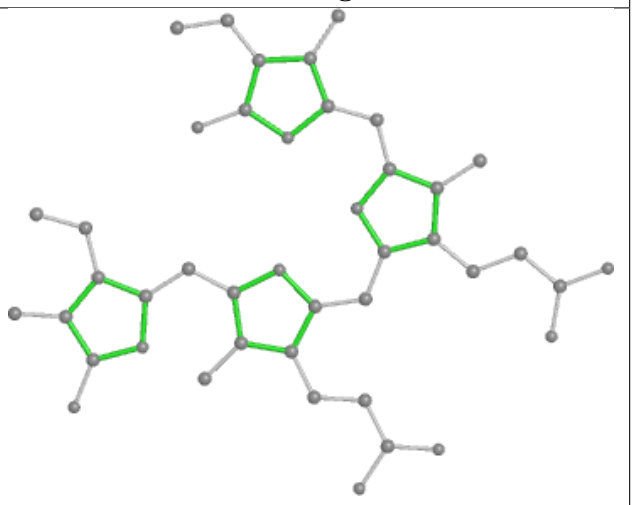

Rings

Ligand PEB bv 201

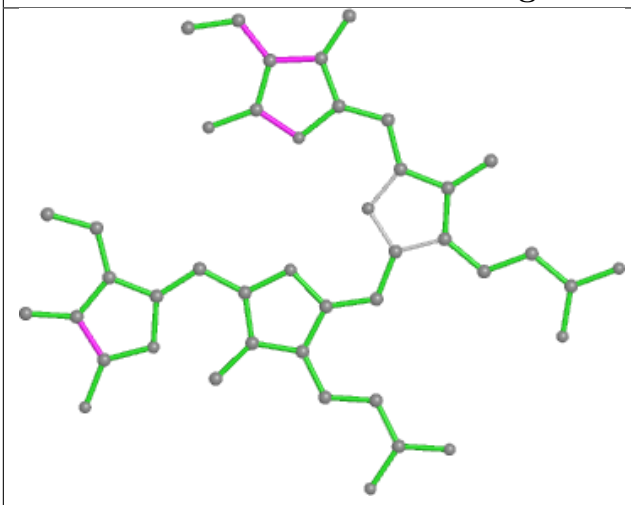

Bond lengths

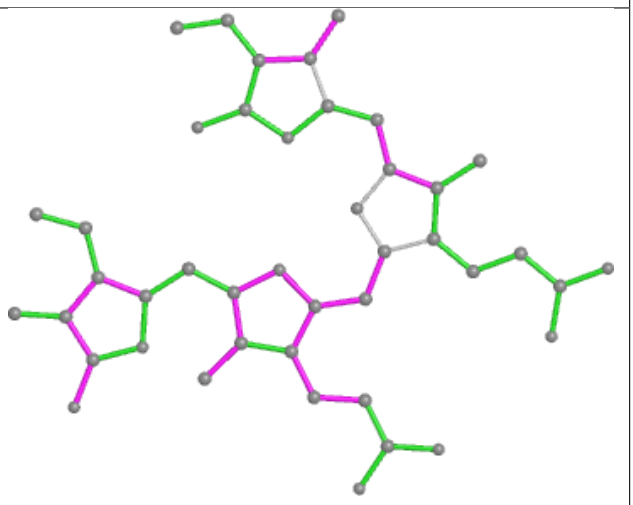

Bond angles

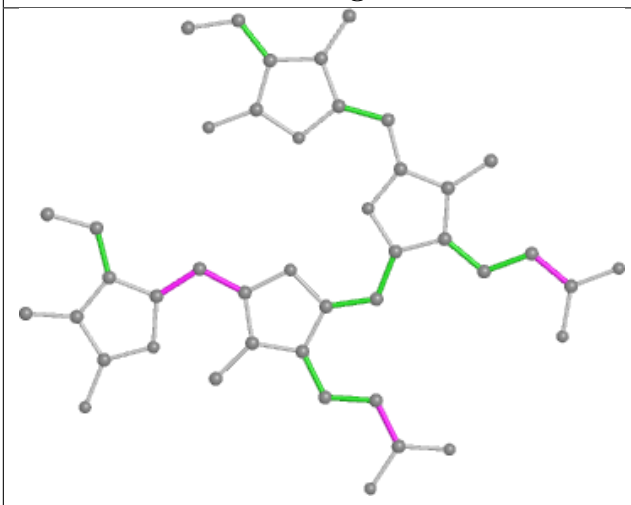

Torsions

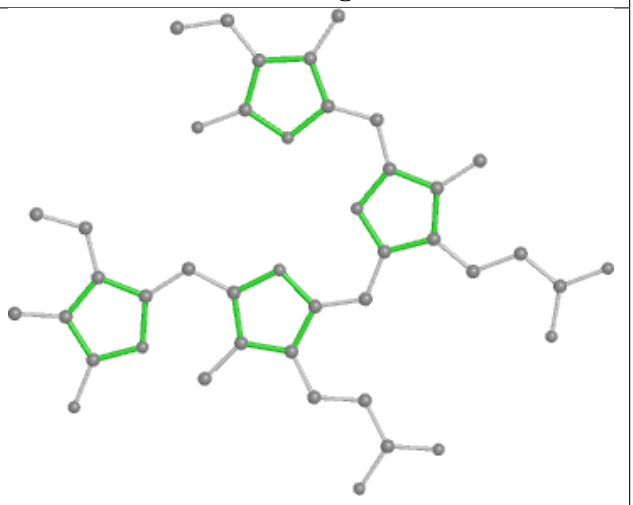

Rings

Ligand PUB fi 203

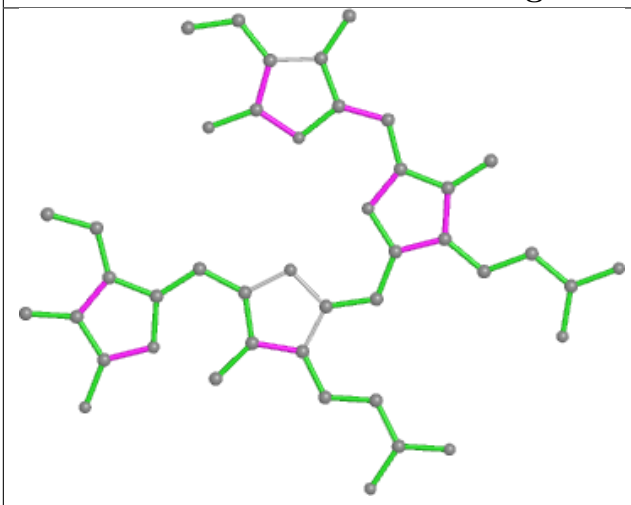

Bond lengths

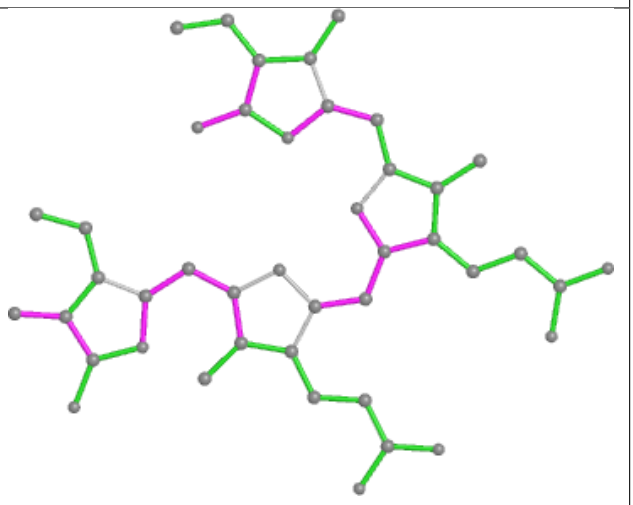

Bond angles

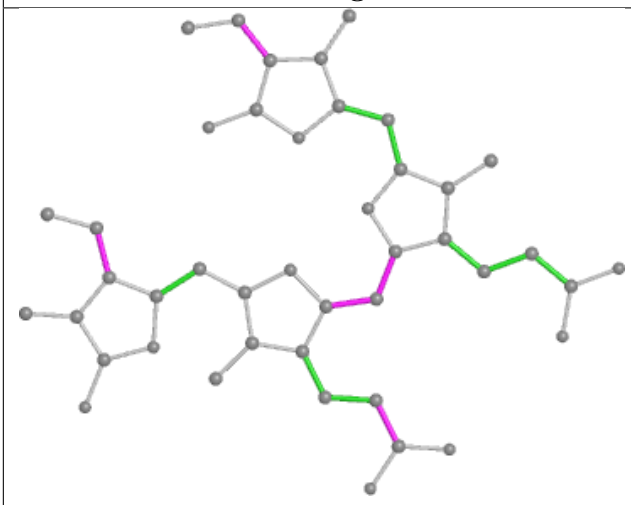

Torsions

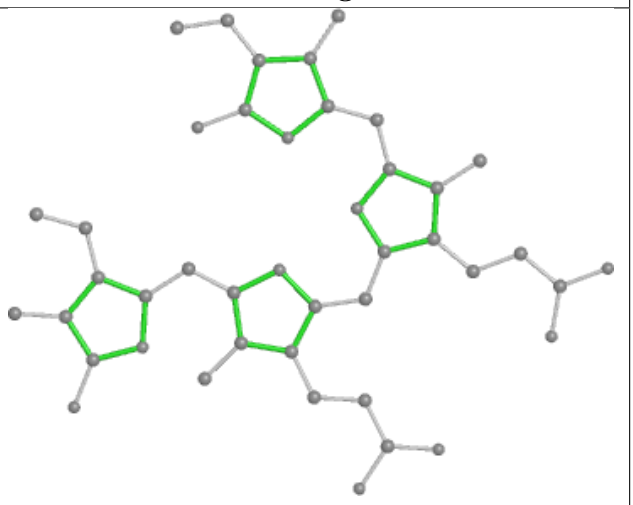

Rings

Ligand PEB aP 201

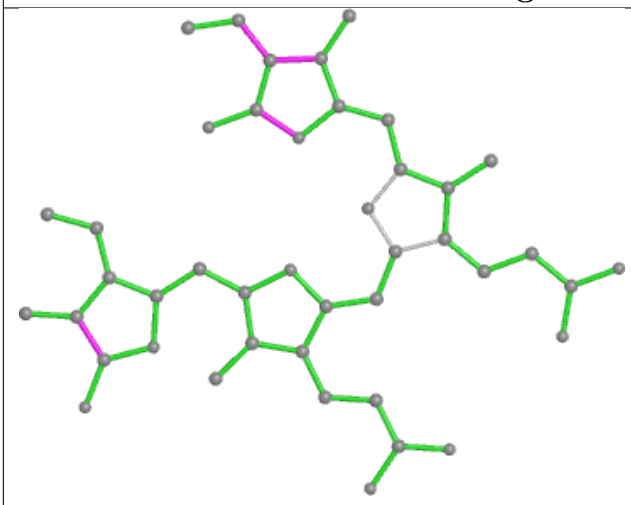

Bond lengths

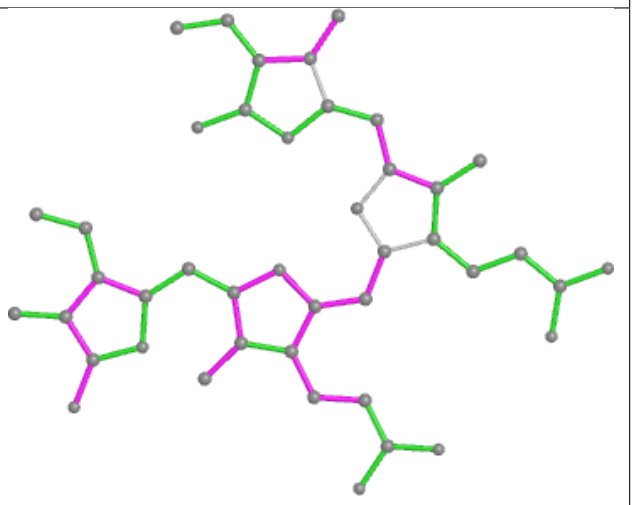

Bond angles

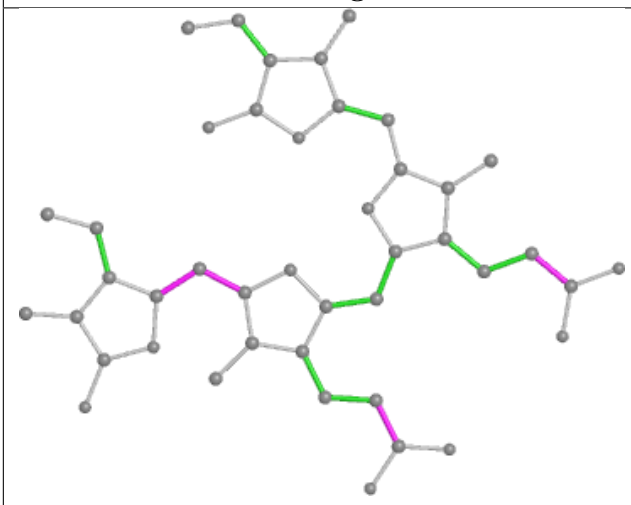

Torsions

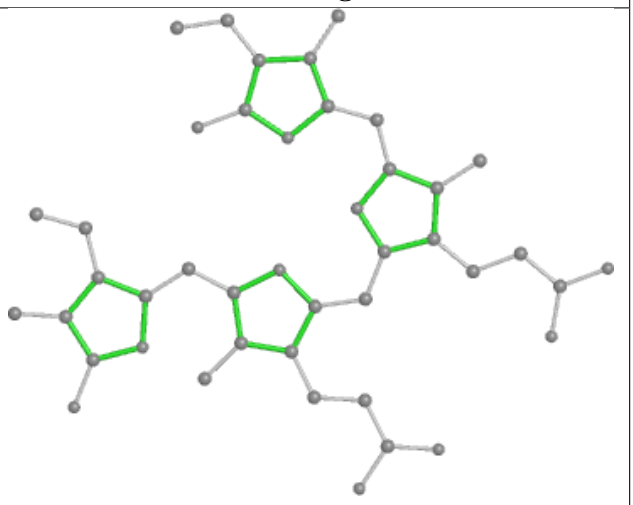

Rings

Ligand PEB de 201

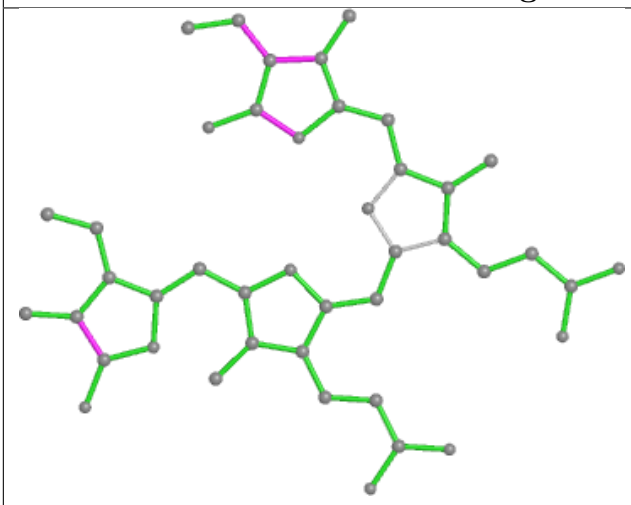

Bond lengths

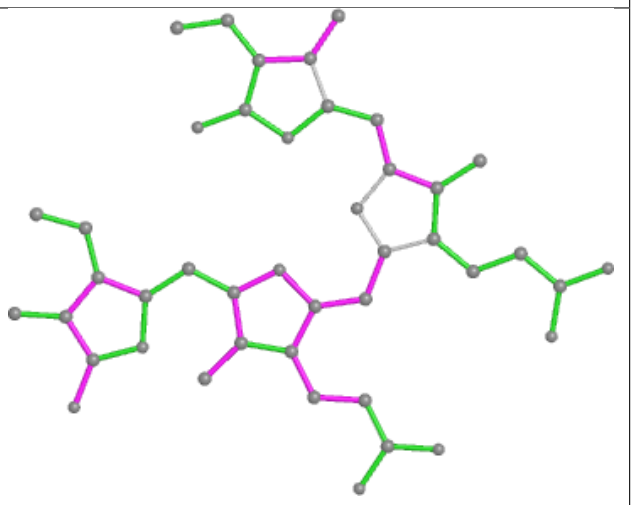

Bond angles

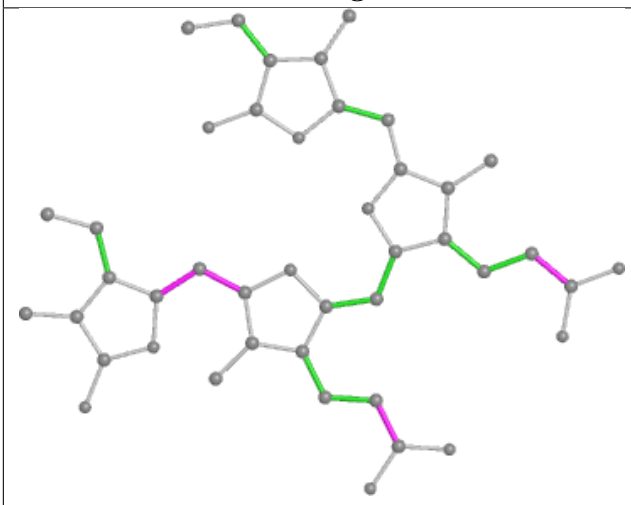

Torsions

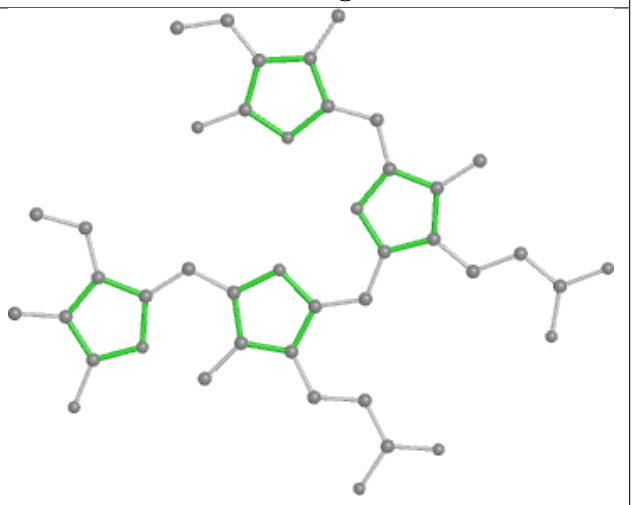

Rings

Ligand PUB dP 203

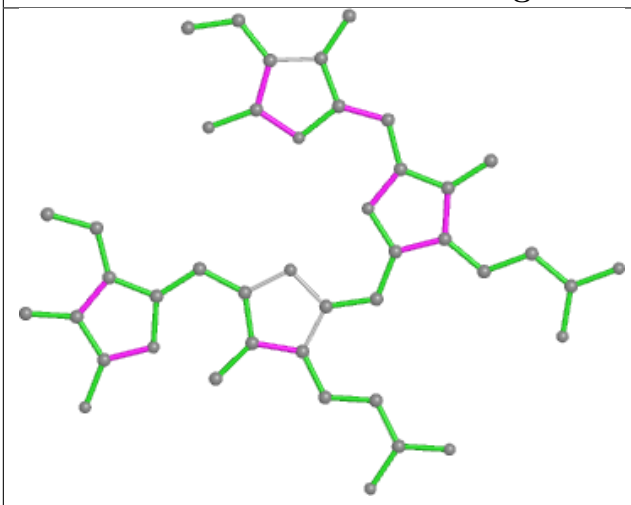

Bond lengths

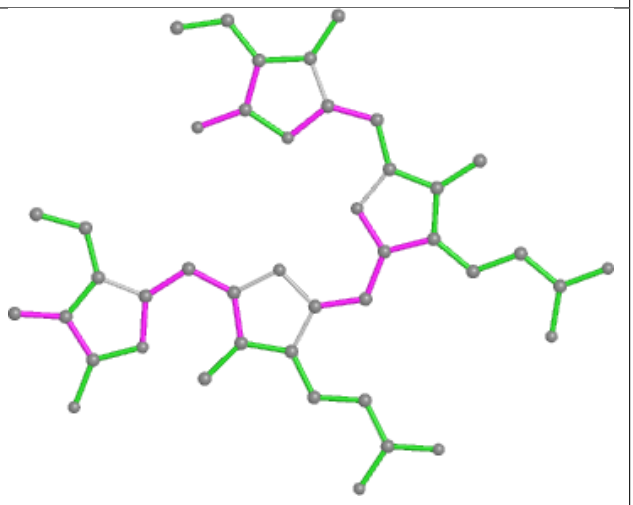

Bond angles

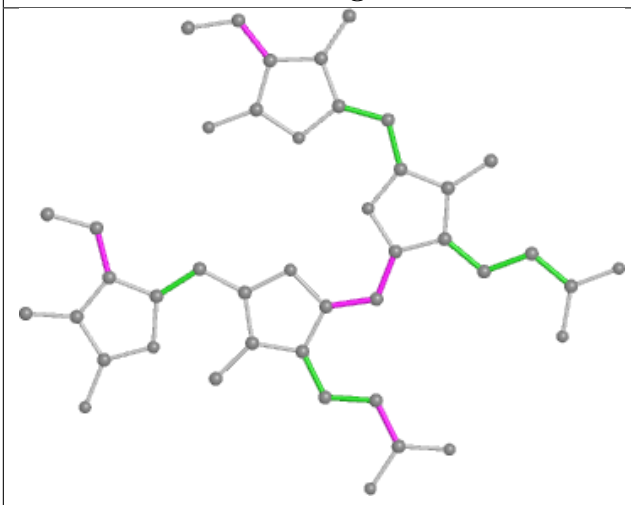

Torsions

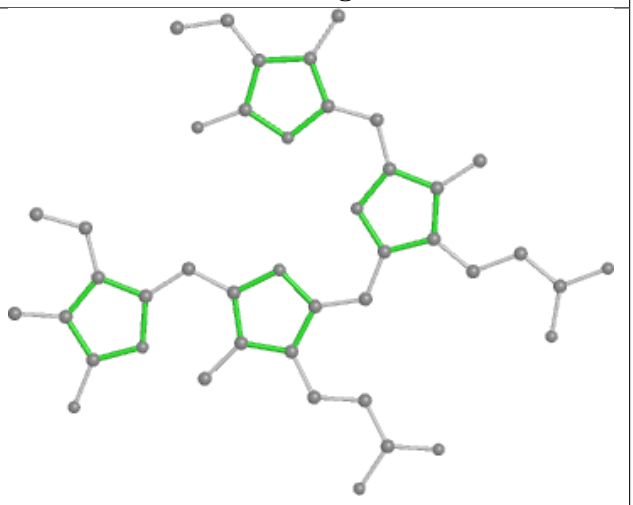

Rings

Ligand PEB em 201

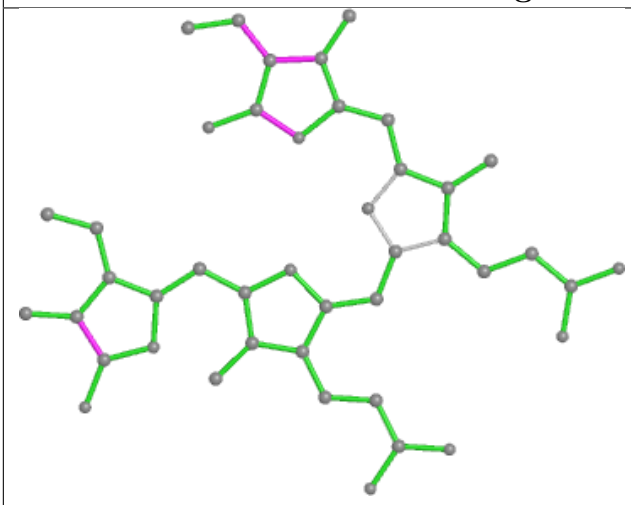

Bond lengths

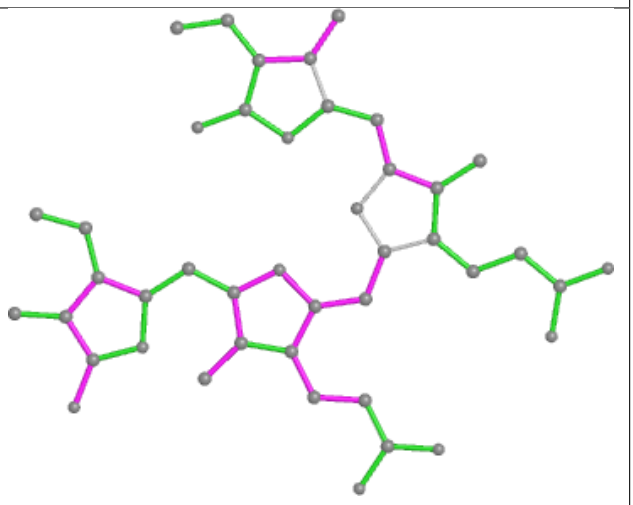

Bond angles

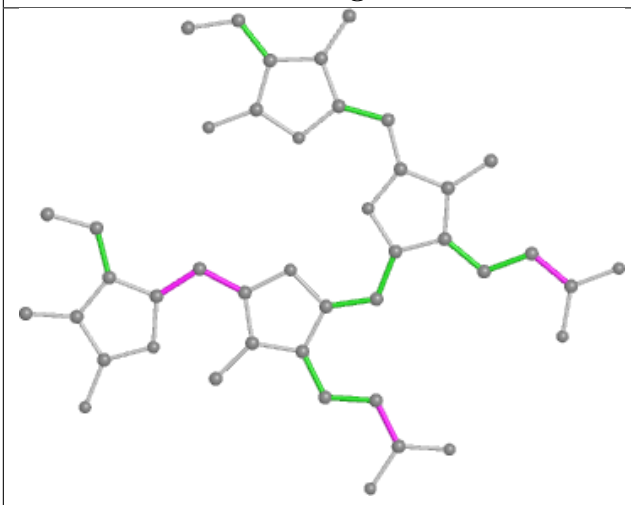

Torsions

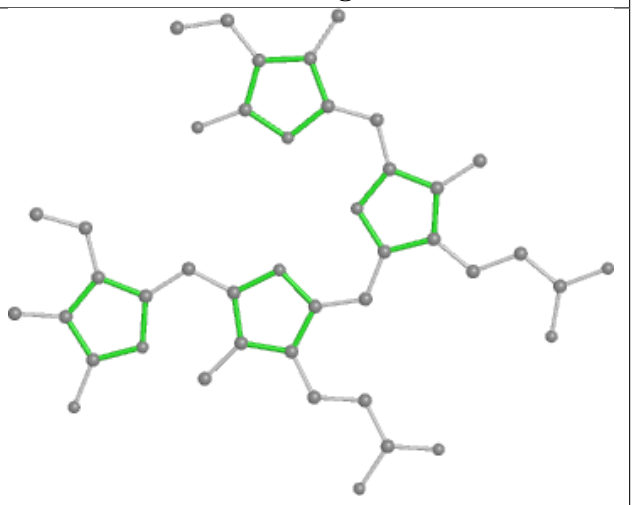

Rings

Ligand PUB T5 202

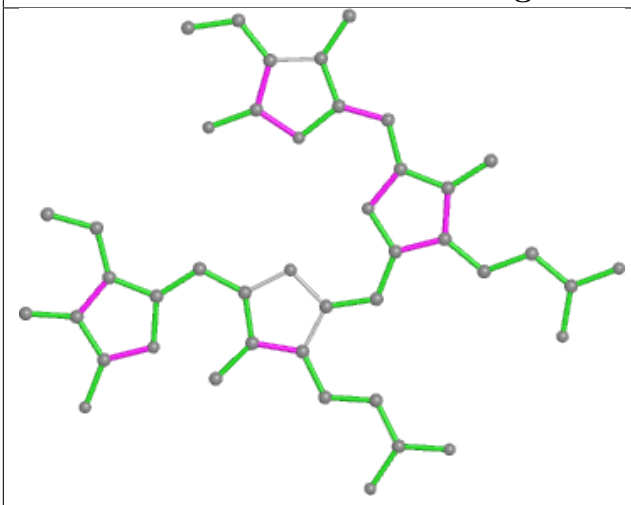

Bond lengths

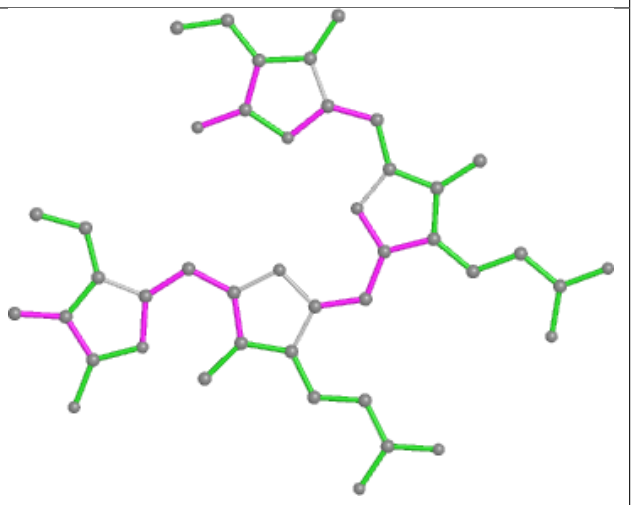

Bond angles

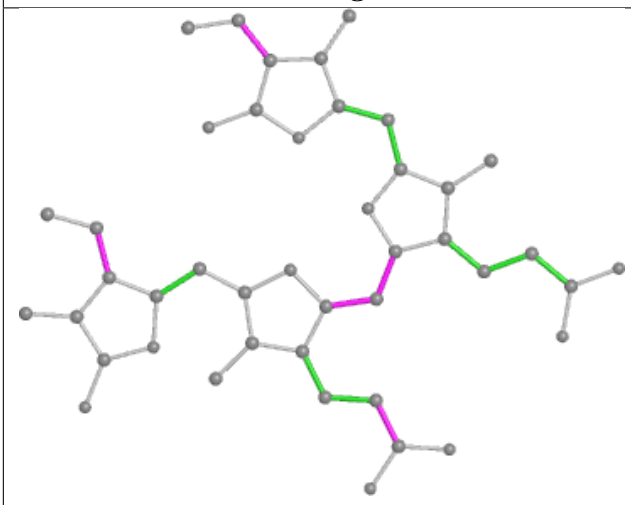

Torsions

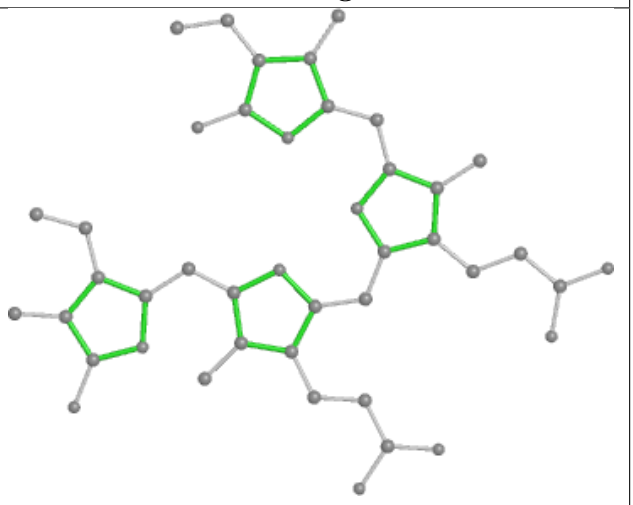

Rings

Ligand PUB L9 203

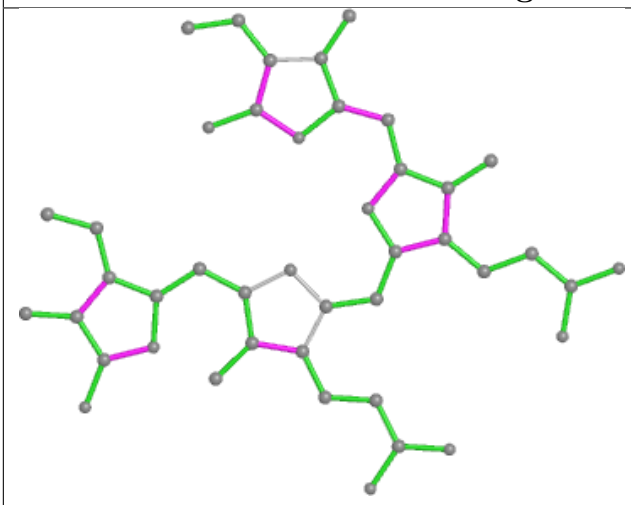

Bond lengths

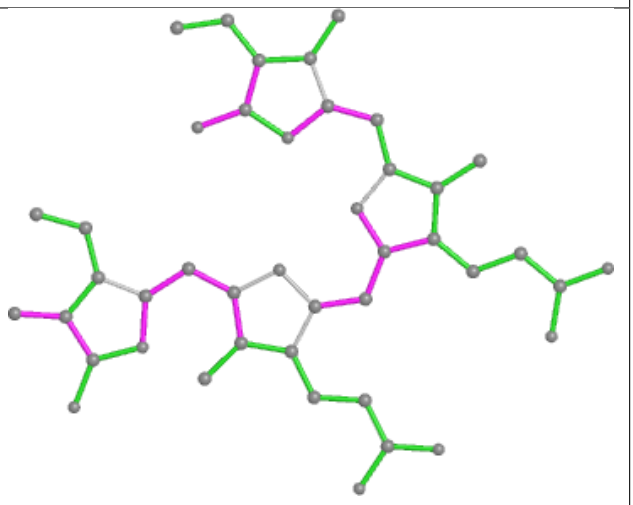

Bond angles

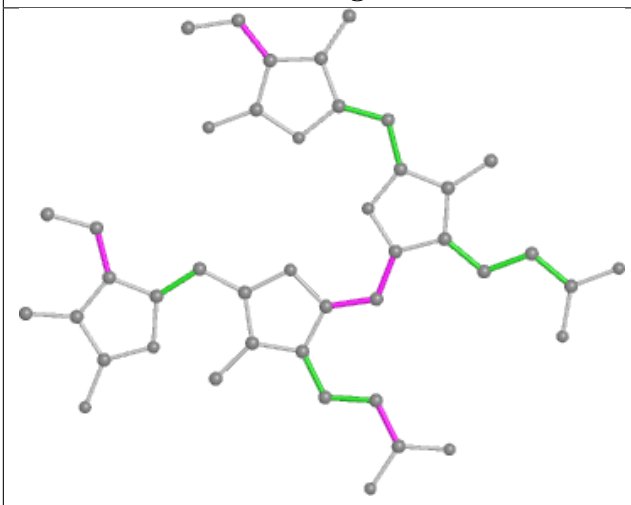

Torsions

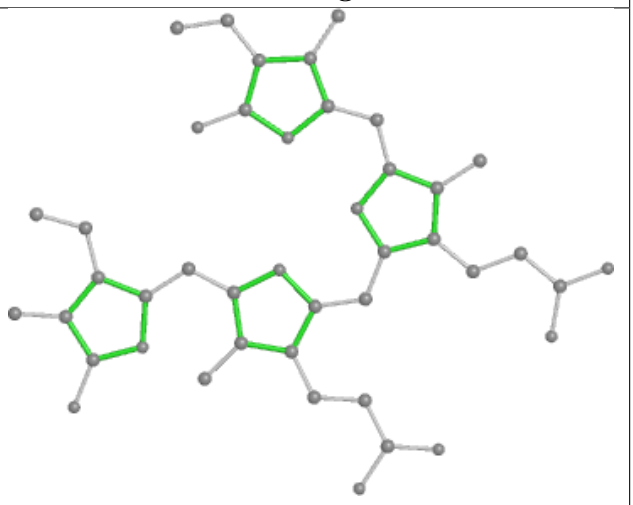

Rings

Ligand PEB u3 201

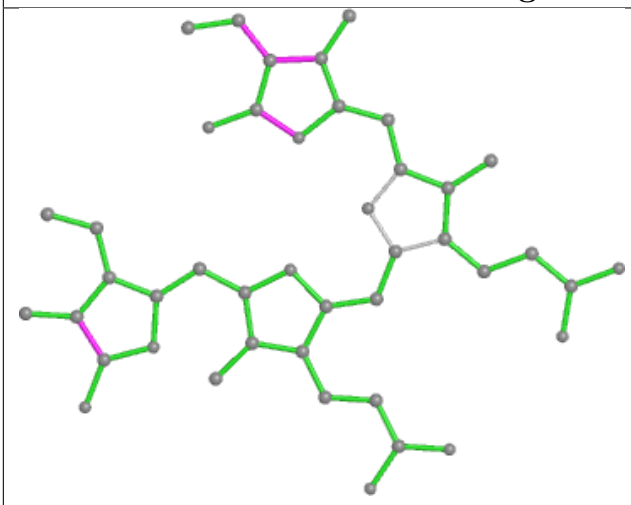

Bond lengths

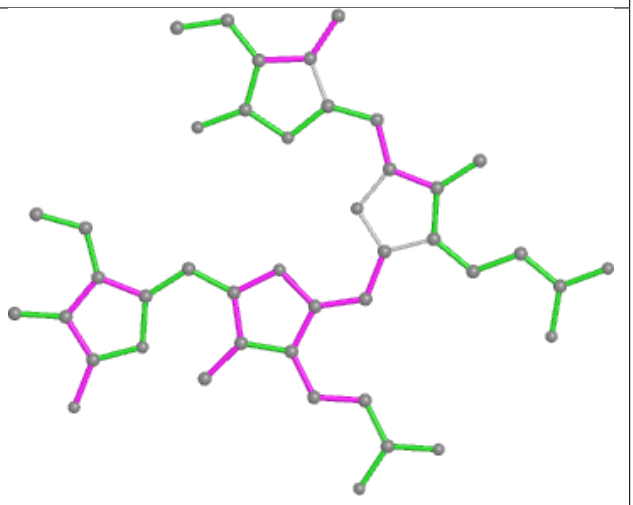

Bond angles

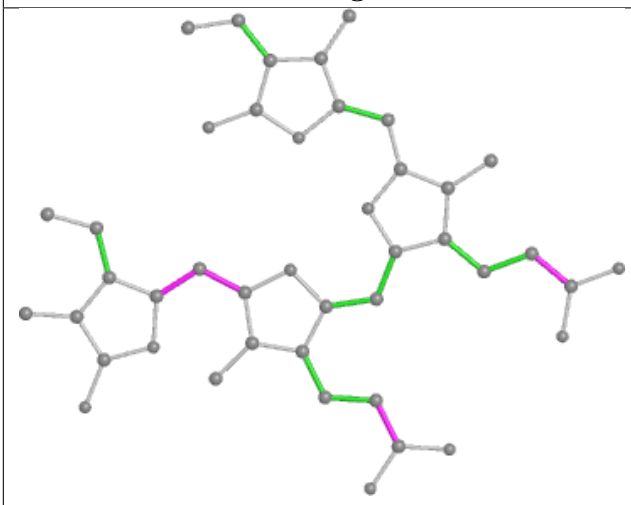

Torsions

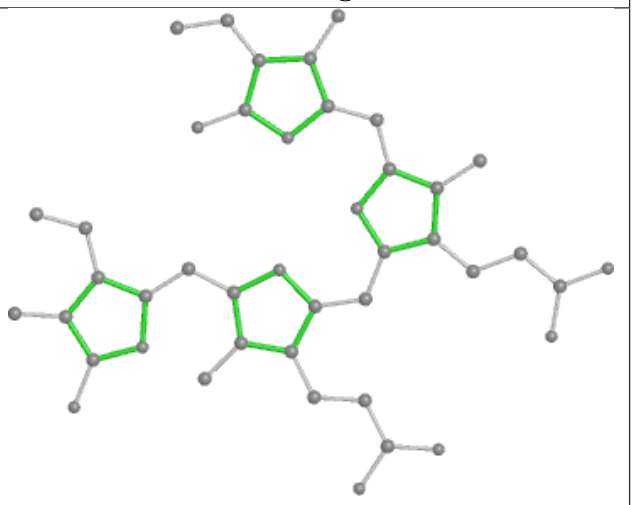

Rings

Ligand PEB y9 1002

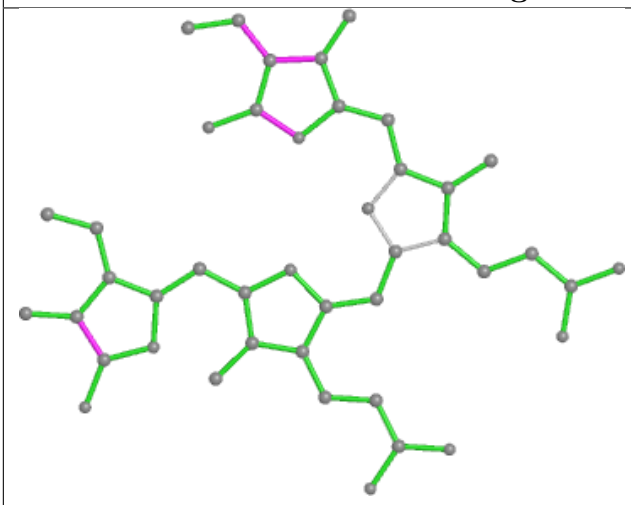

Bond lengths

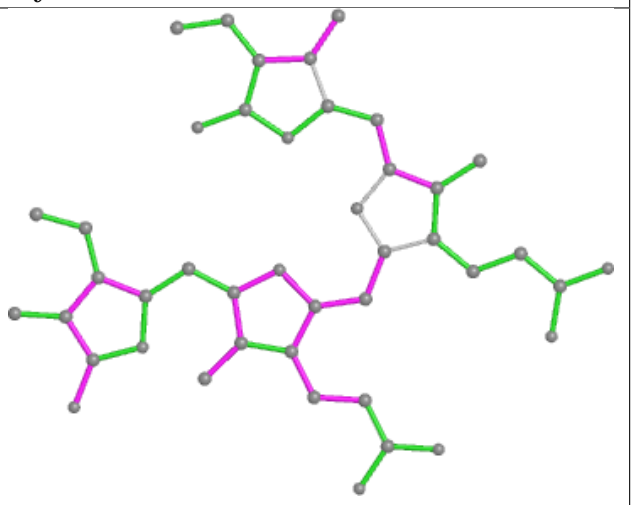

Bond angles

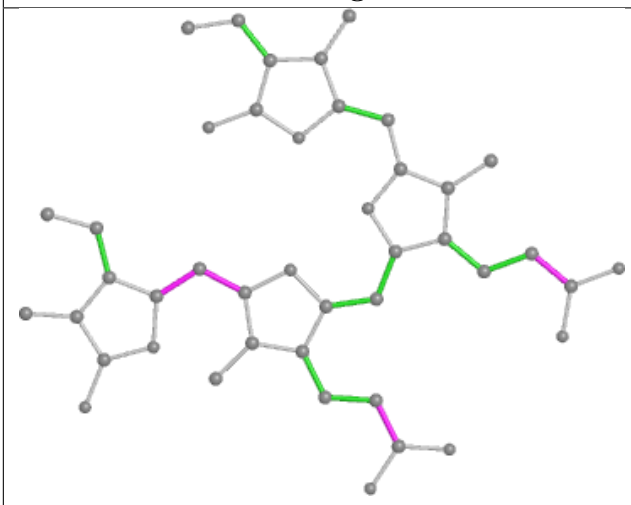

Torsions

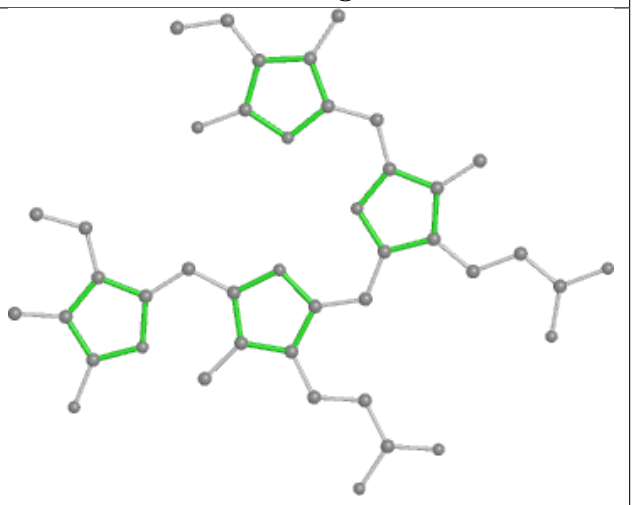

Rings

Ligand PEB k9 201

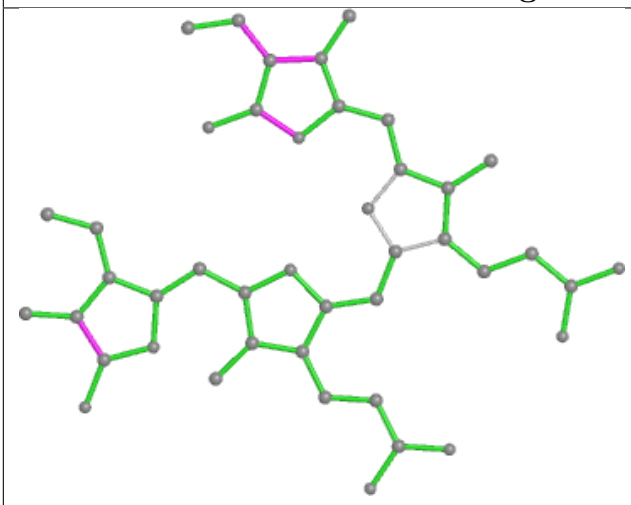

Bond lengths

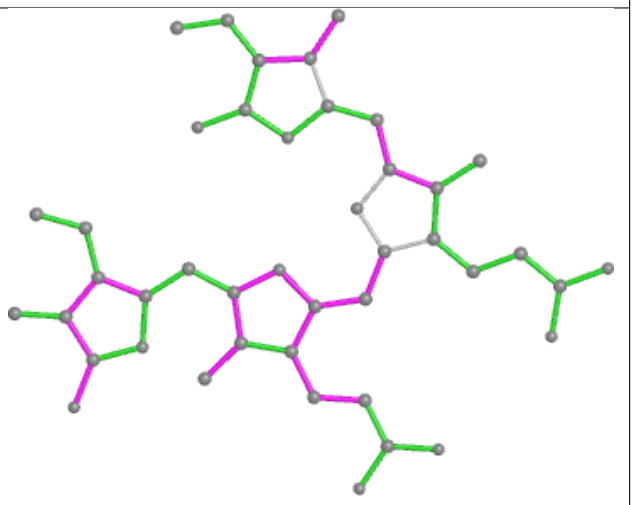

Bond angles

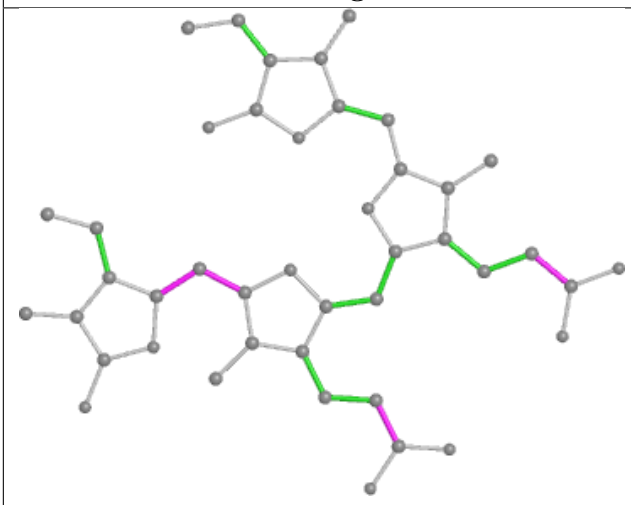

Torsions

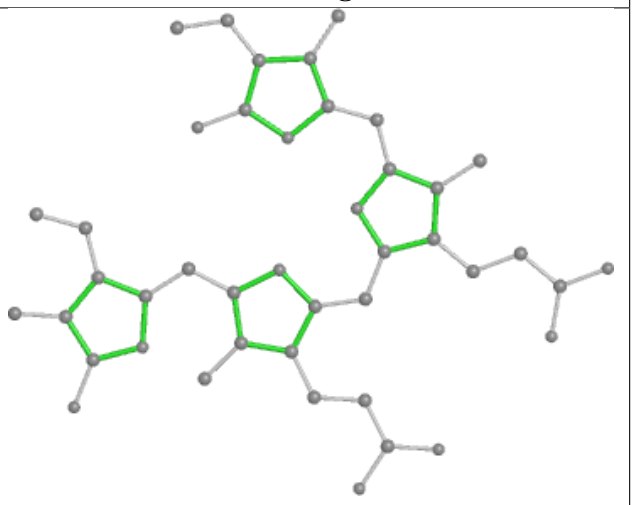

Rings

Ligand PEB H5 201

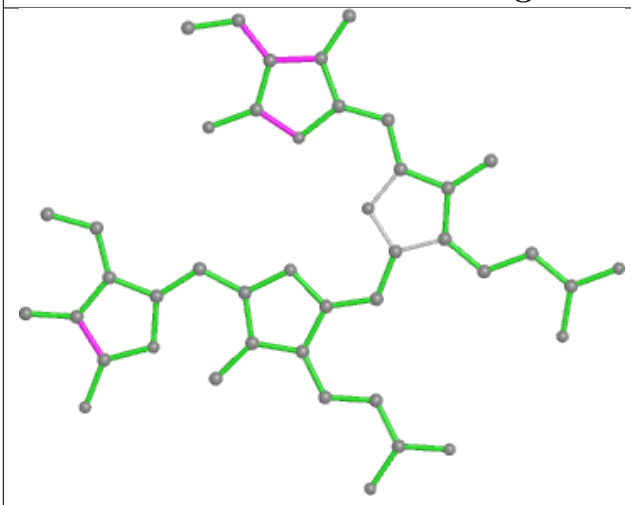

Bond lengths

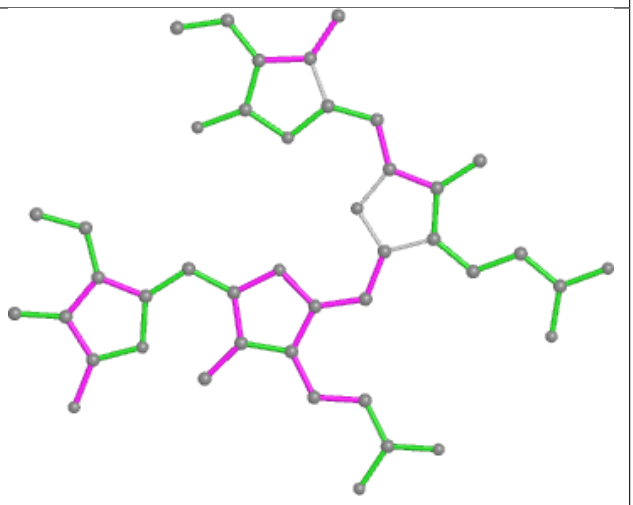

Bond angles

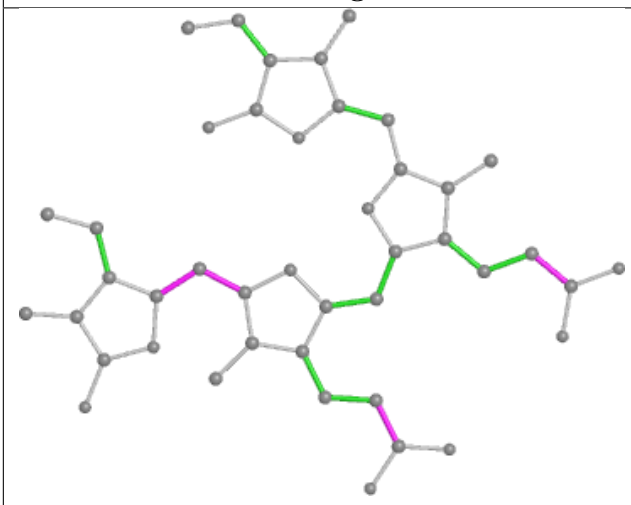

Torsions

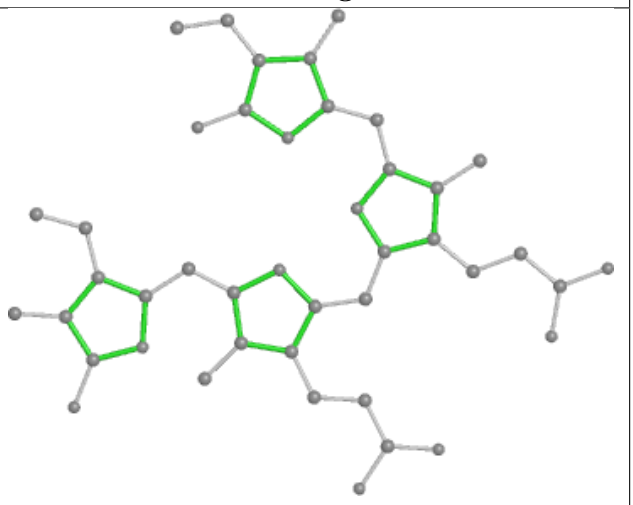

Rings

Ligand CYC o1 1001

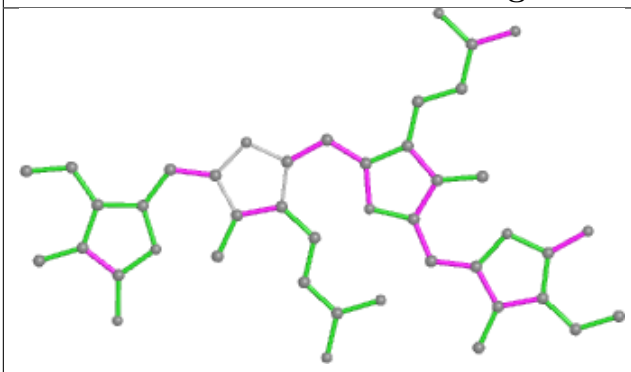

Bond lengths

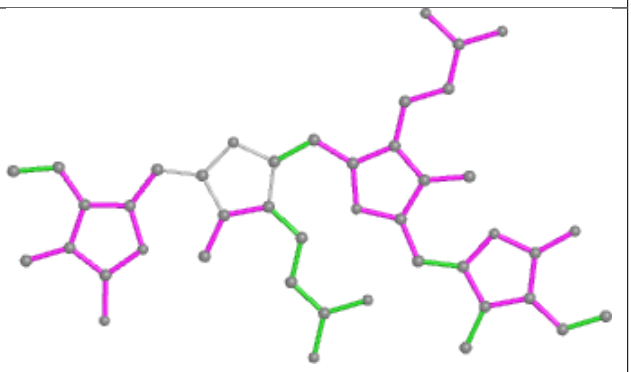

Bond angles

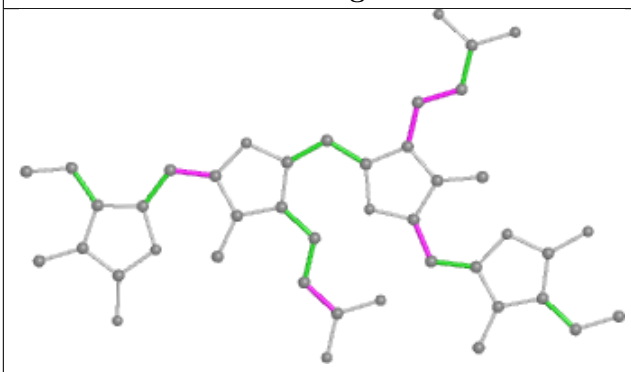

Torsions

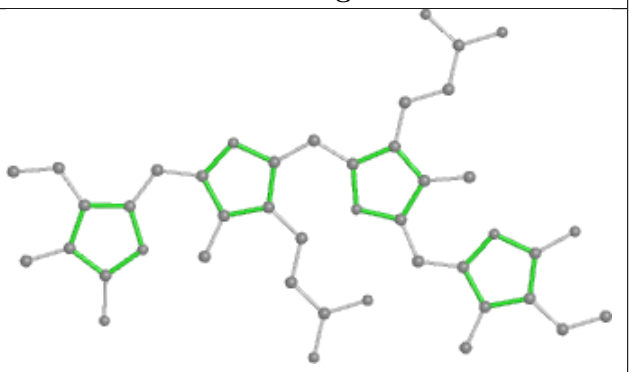

Rings

Ligand PEB x6 202

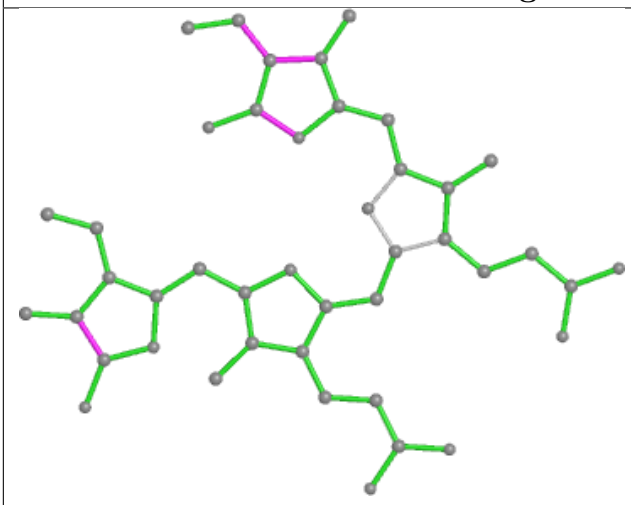

Bond lengths

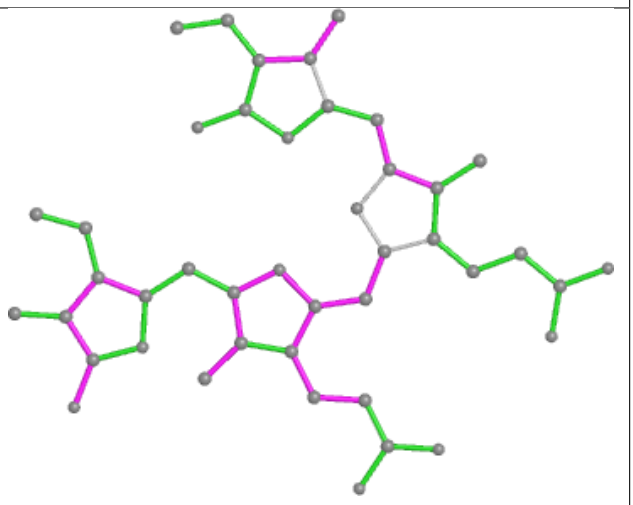

Bond angles

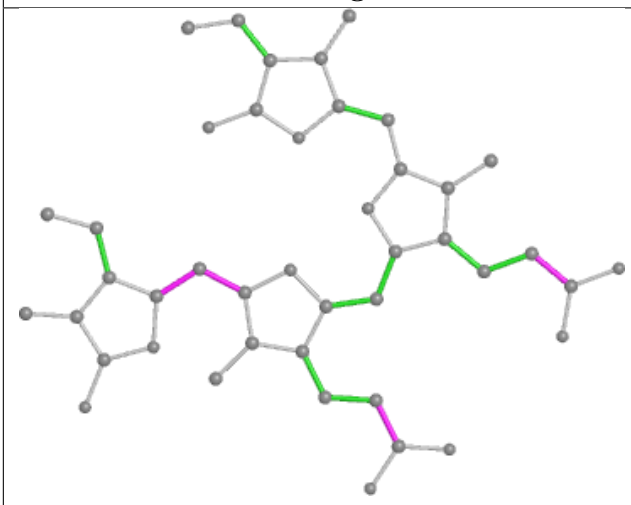

Torsions

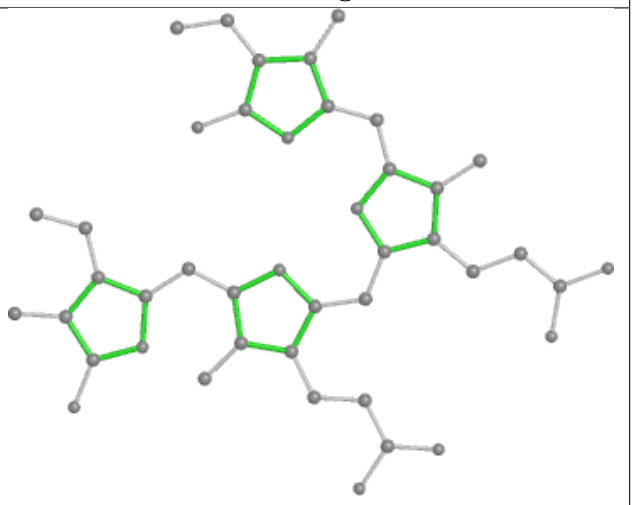

Rings

Ligand PEB ds 201

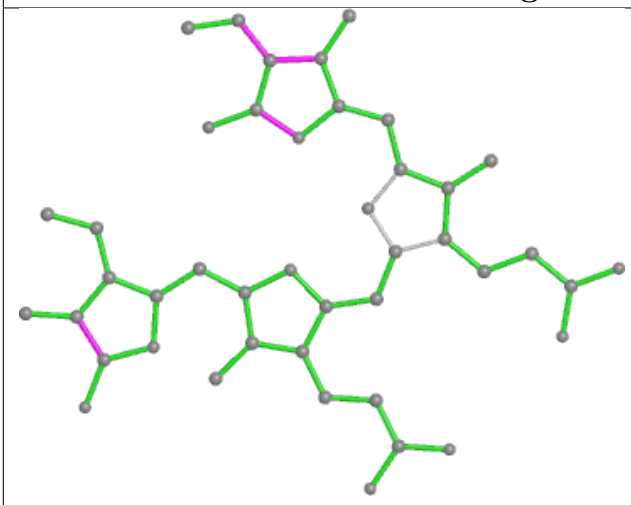

Bond lengths

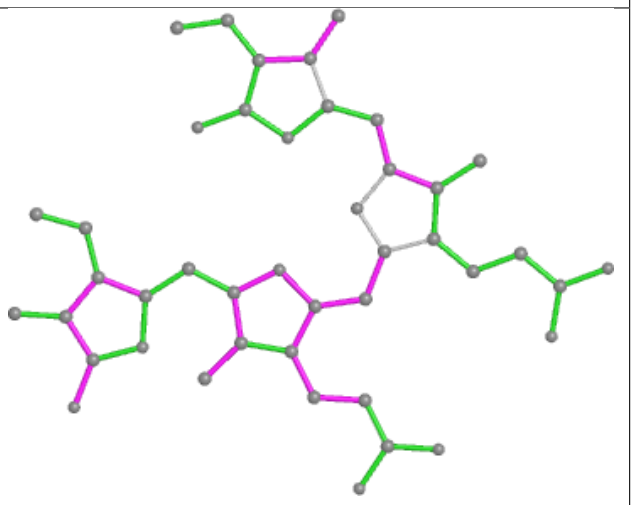

Bond angles

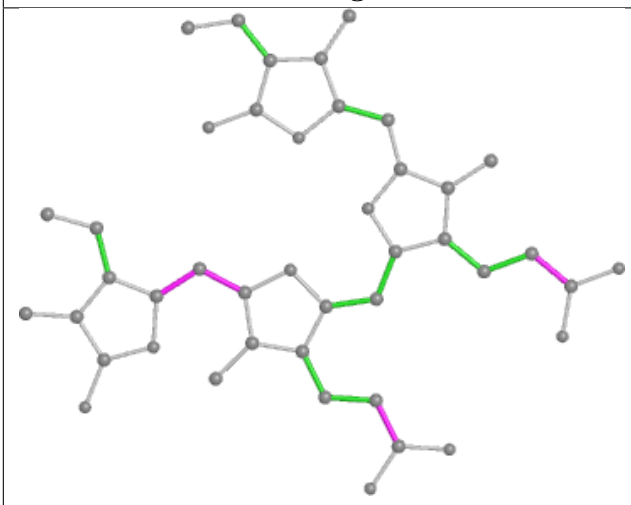

Torsions

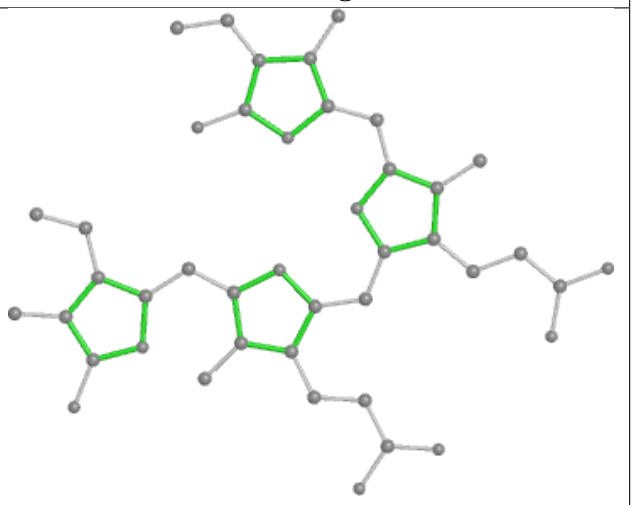

Rings

Ligand PEB t4 202

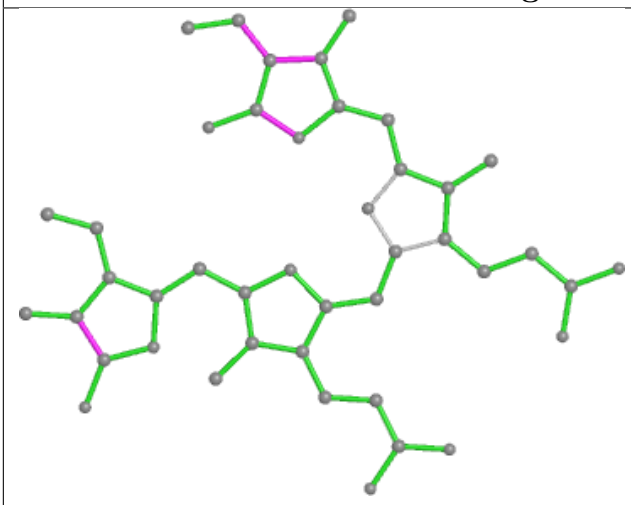

Bond lengths

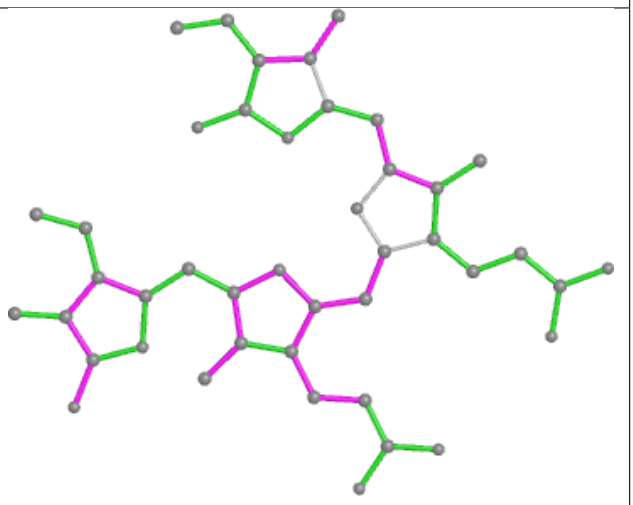

Bond angles

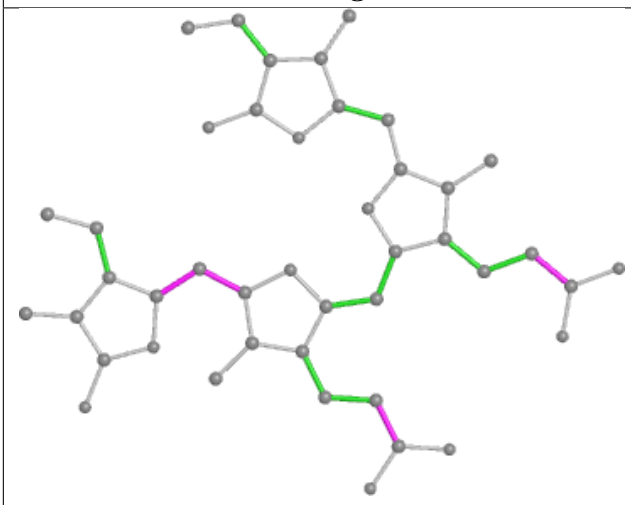

Torsions

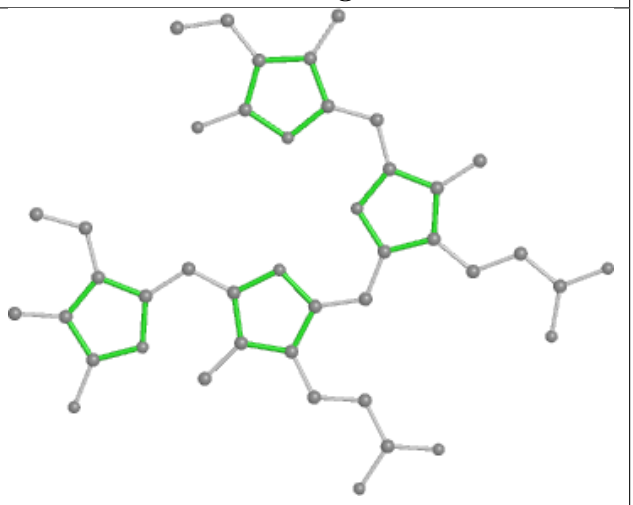

Rings

Ligand PEB la 1002

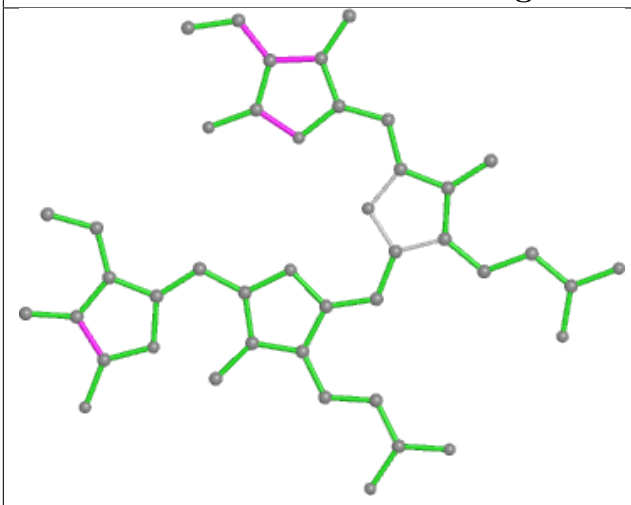

Bond lengths

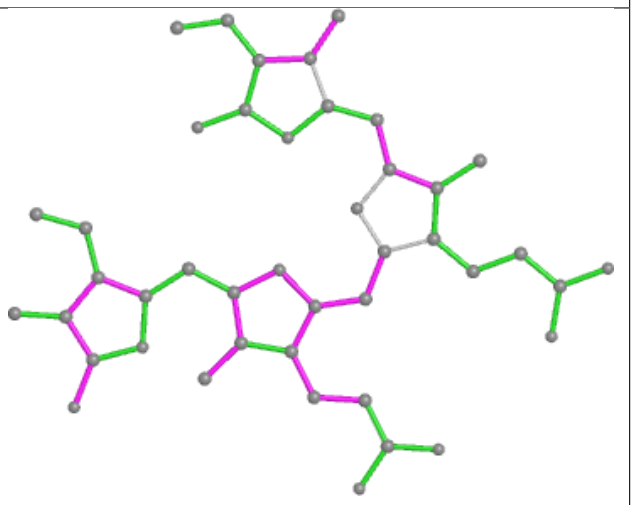

Bond angles

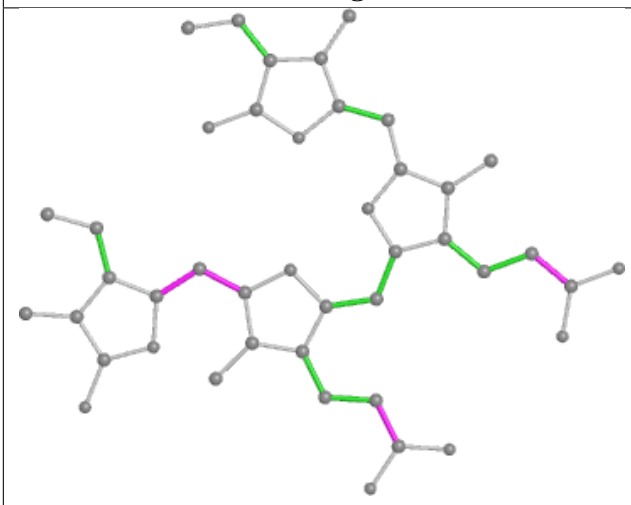

Torsions

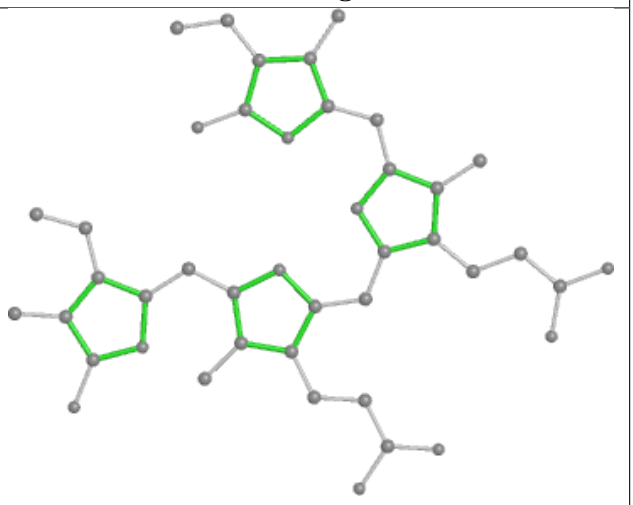

Rings

Ligand PEB fk 202

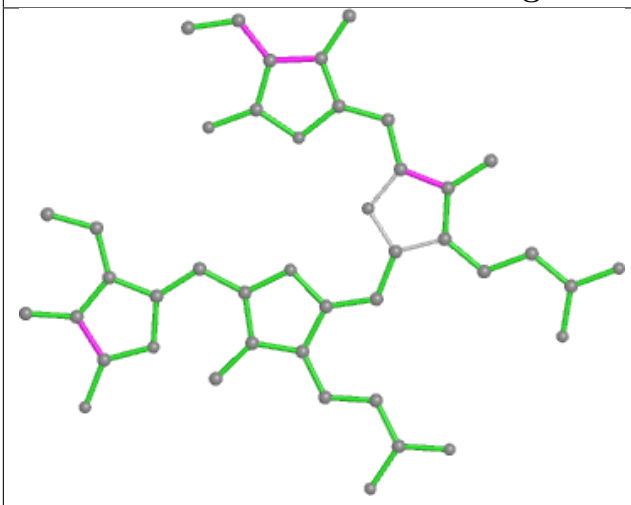

Bond lengths

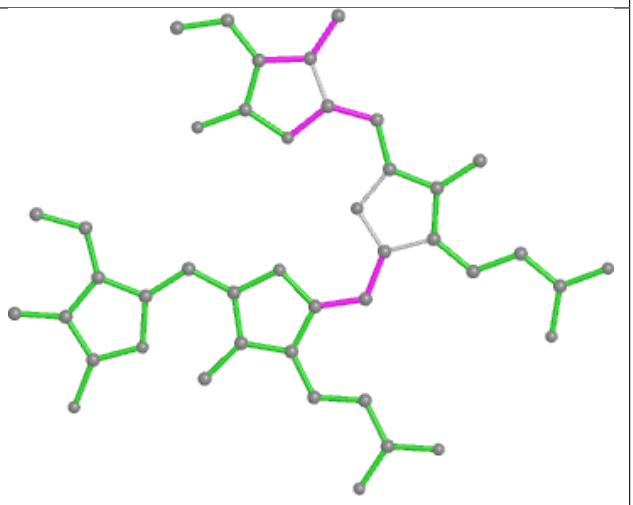

Bond angles

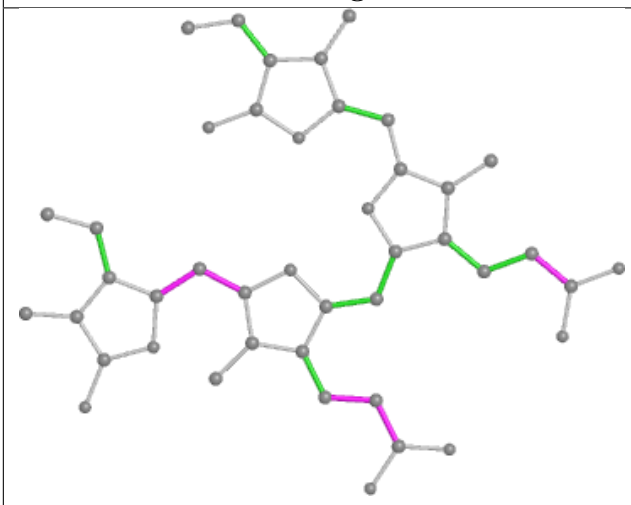

Torsions

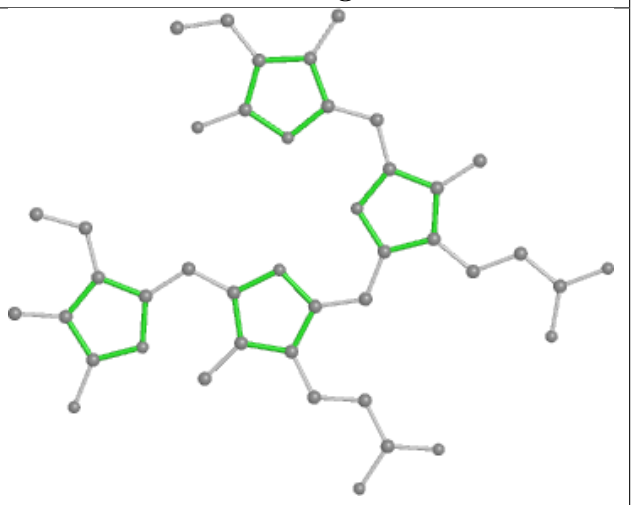

Rings

Ligand PEB de 202

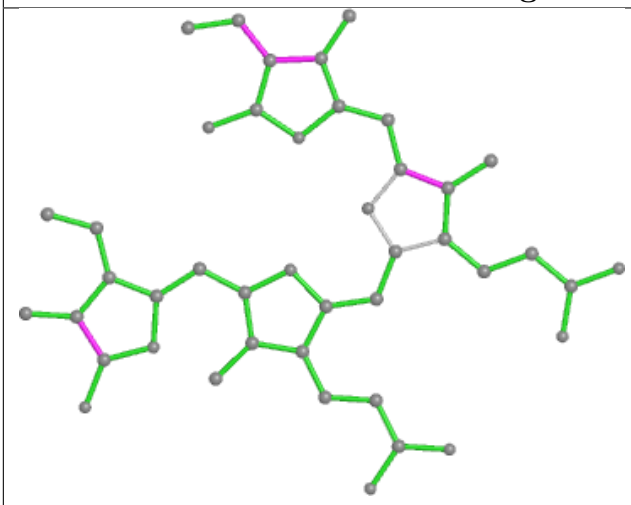

Bond lengths

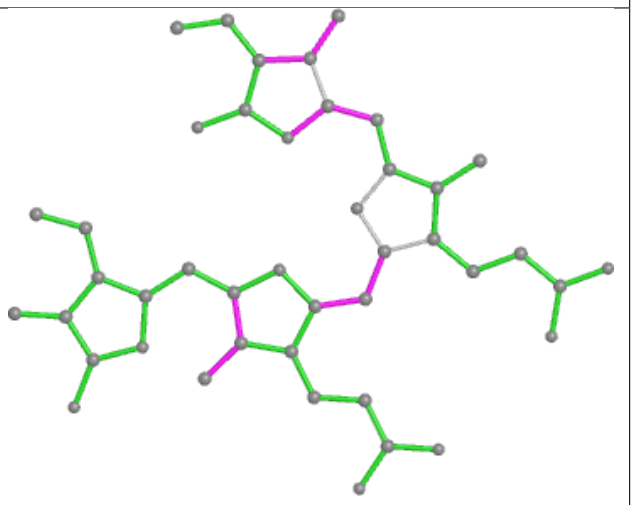

Bond angles

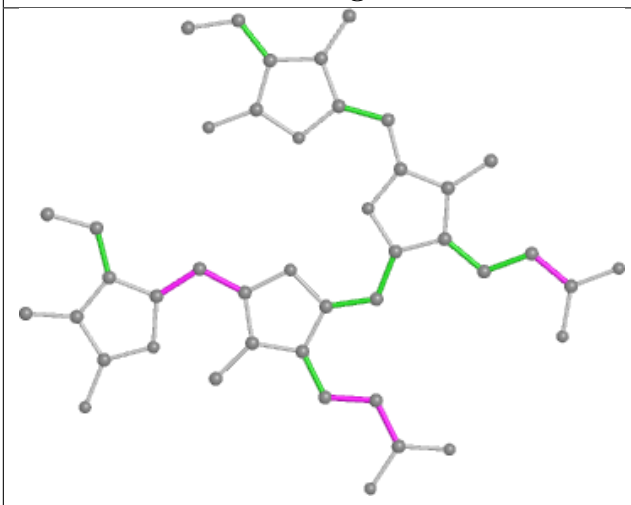

Torsions

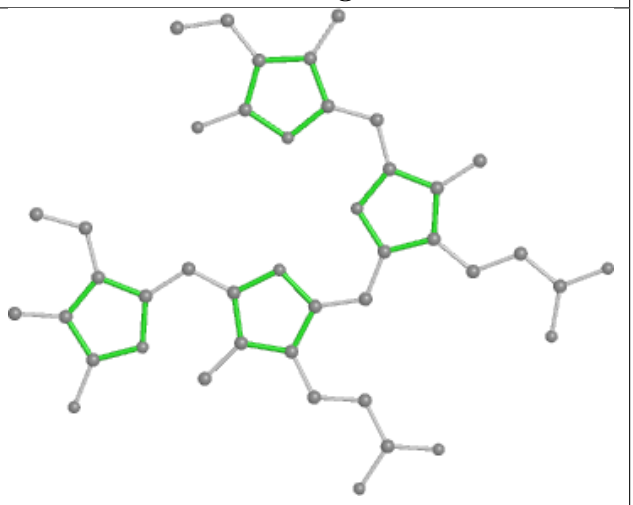

Rings

Ligand PEB dM 1002

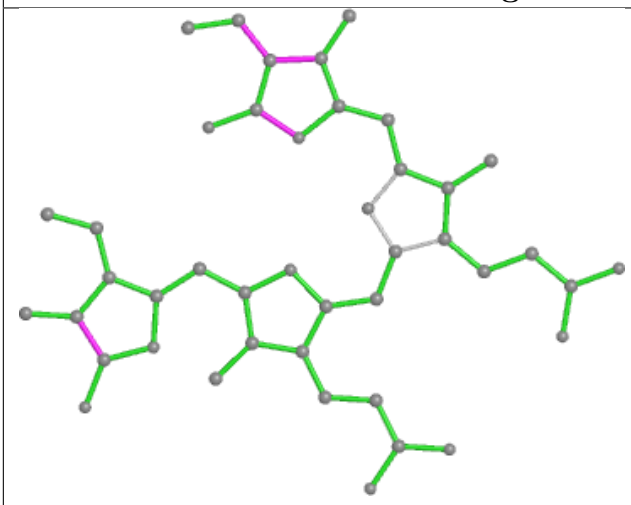

Bond lengths

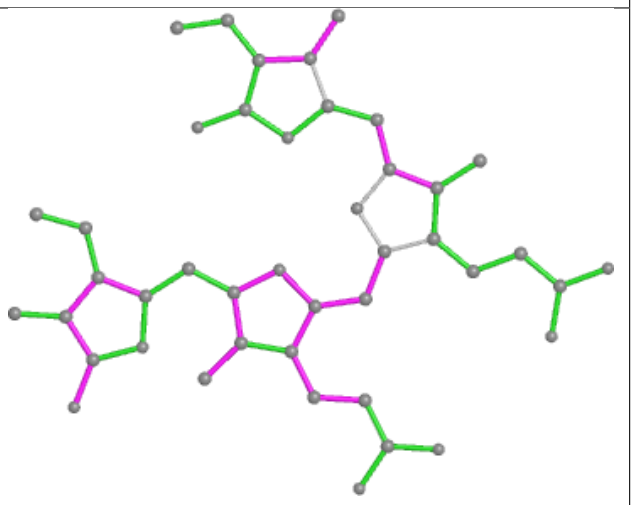

Bond angles

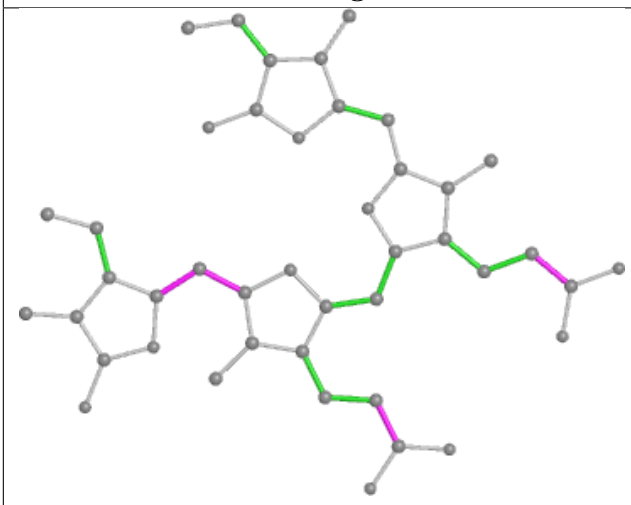

Torsions

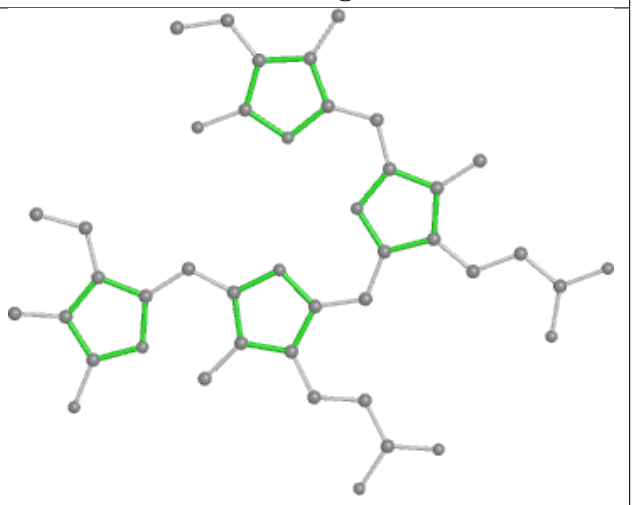

Rings

Ligand PEB ea 202

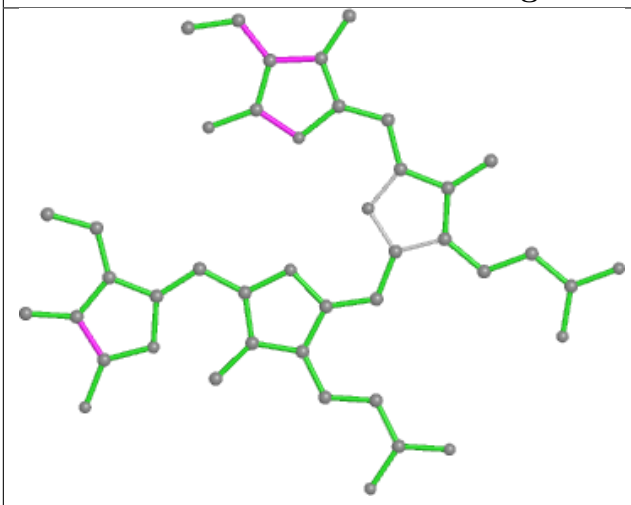

Bond lengths

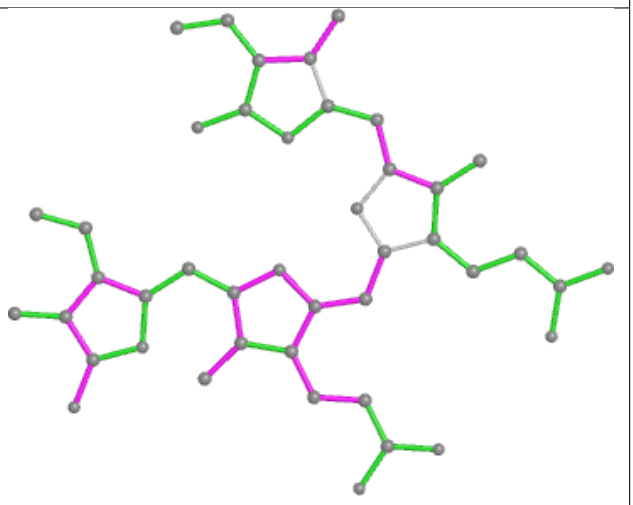

Bond angles

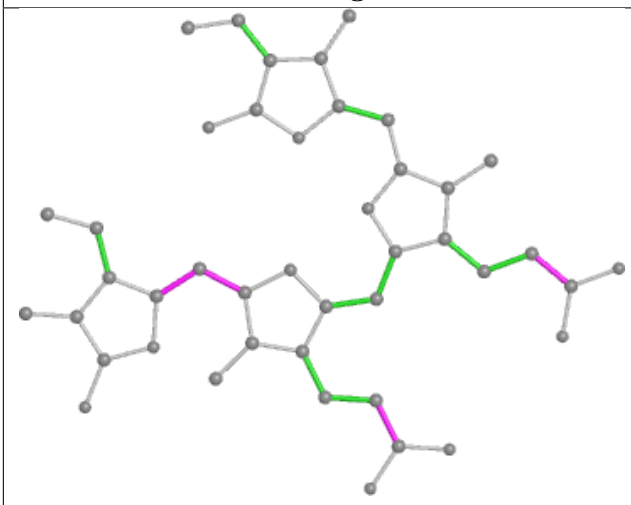

Torsions

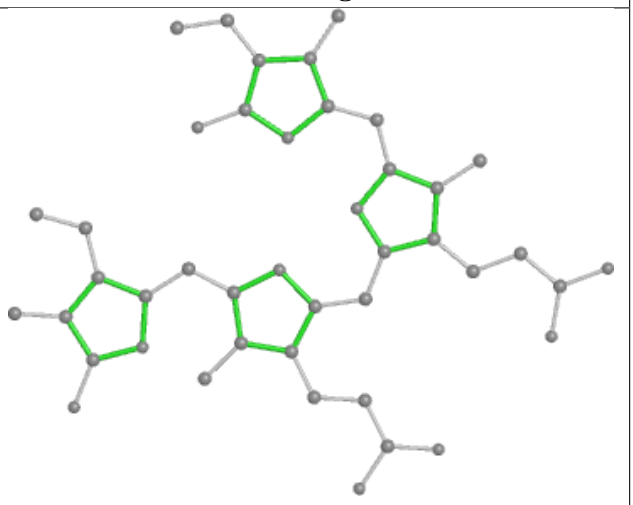

Rings

Ligand PEB aW 301

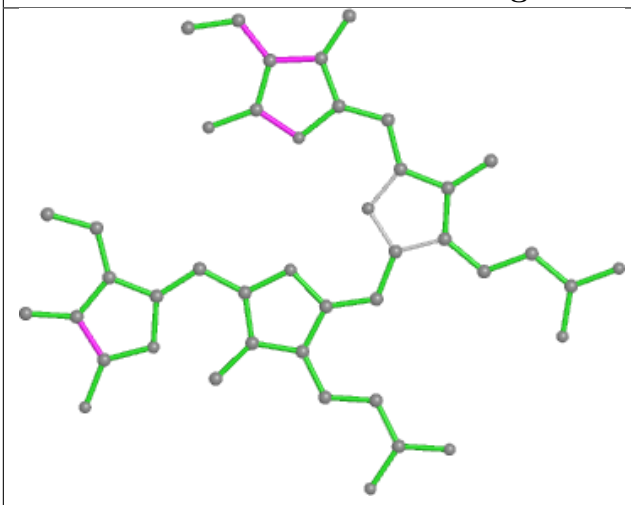

Bond lengths

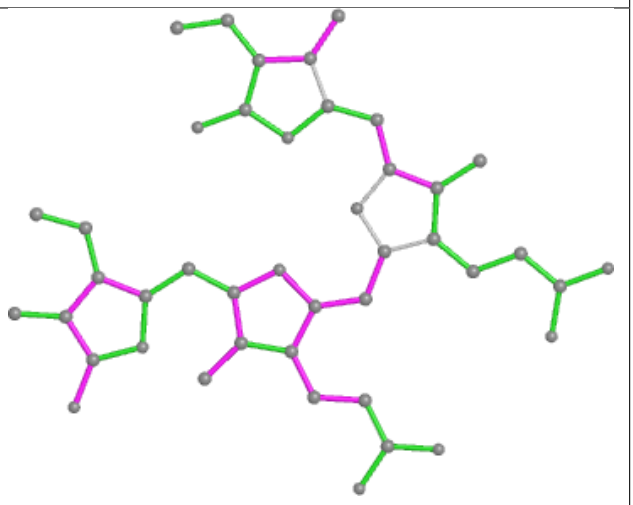

Bond angles

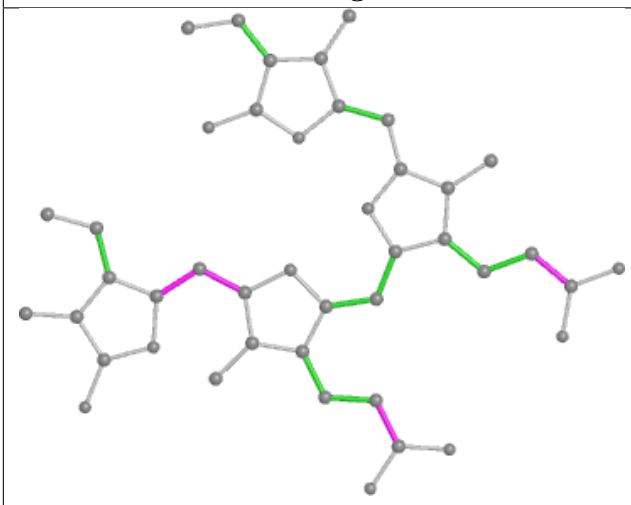

Torsions

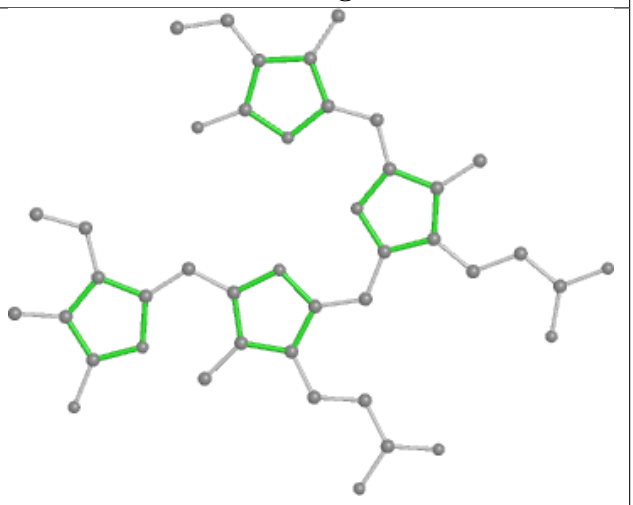

Rings

Ligand PEB c6 201

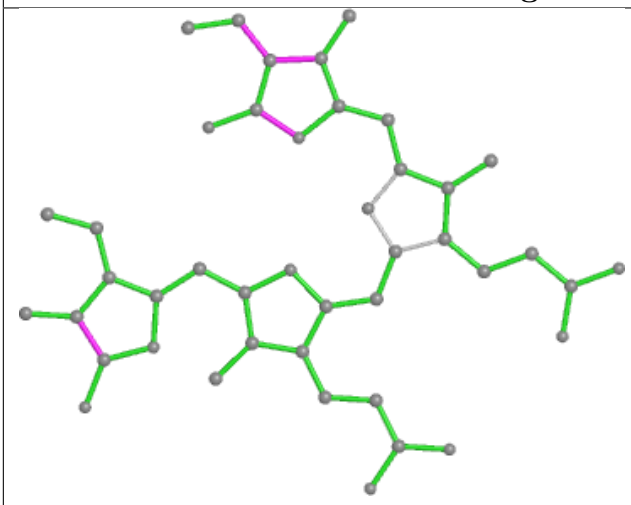

Bond lengths

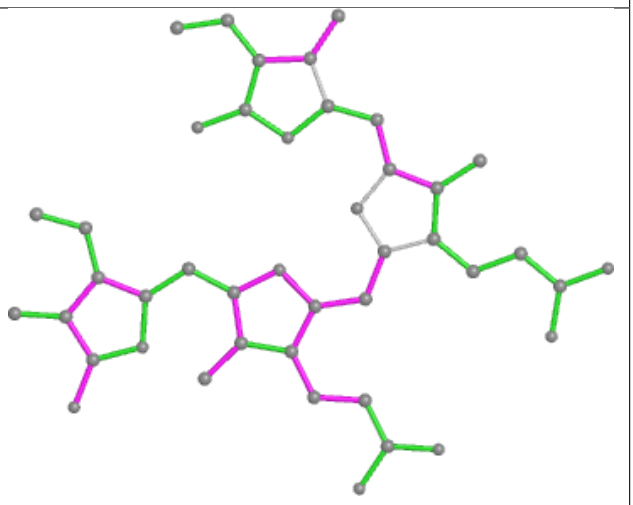

Bond angles

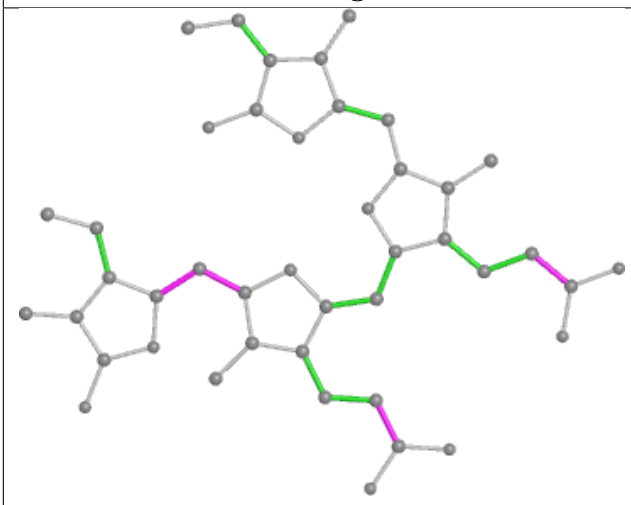

Torsions

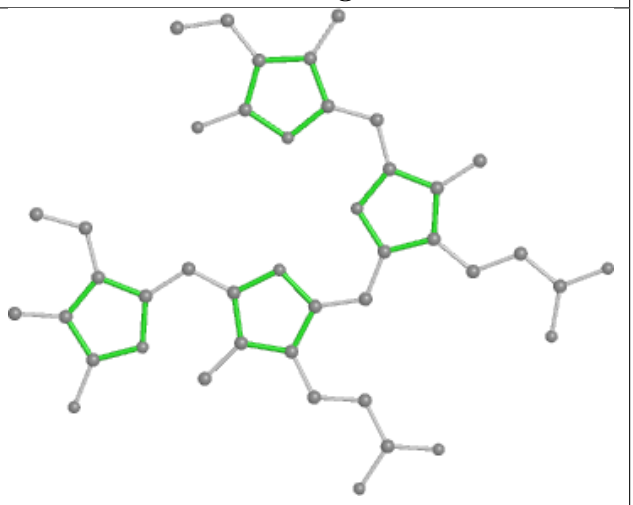

Rings

Ligand PEB N4 202

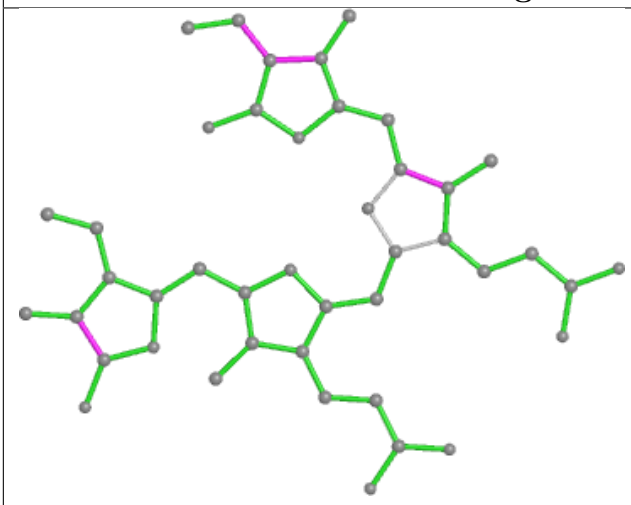

Bond lengths

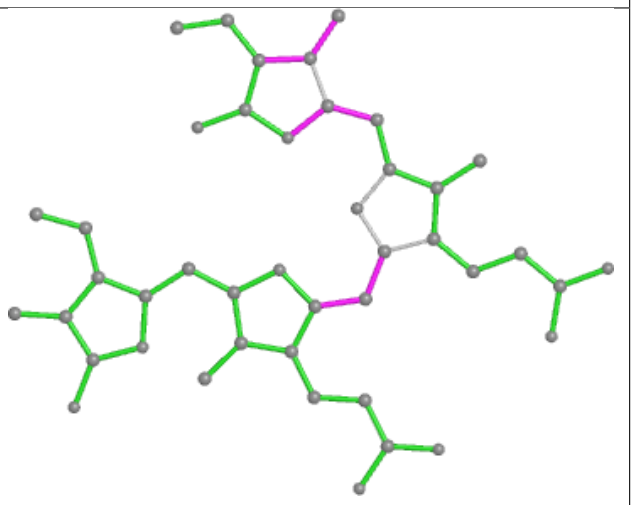

Bond angles

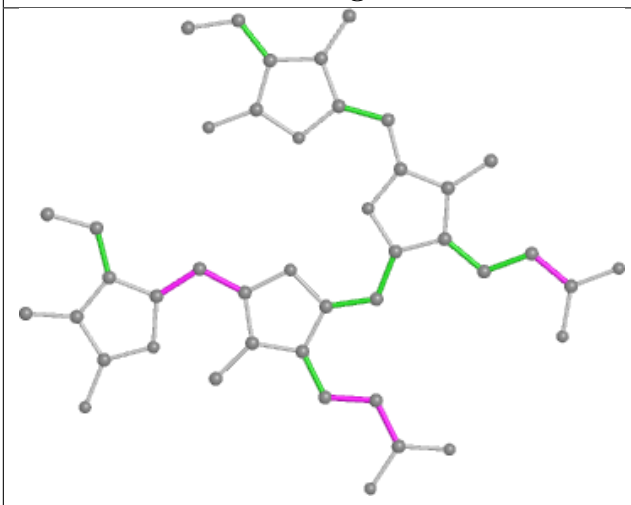

Torsions

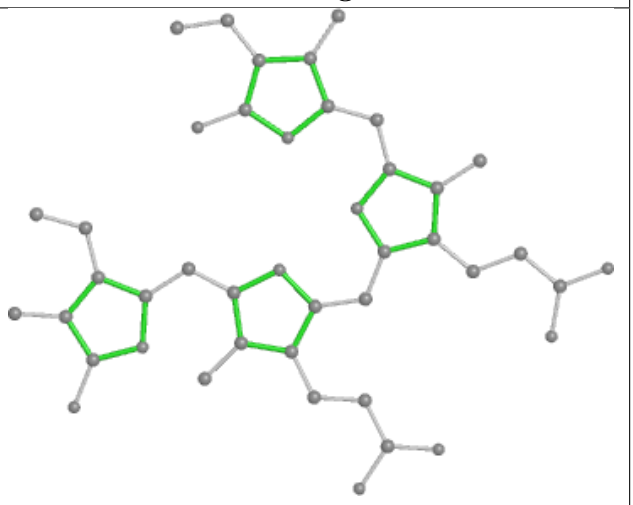

Rings

Ligand PEB jK 1001

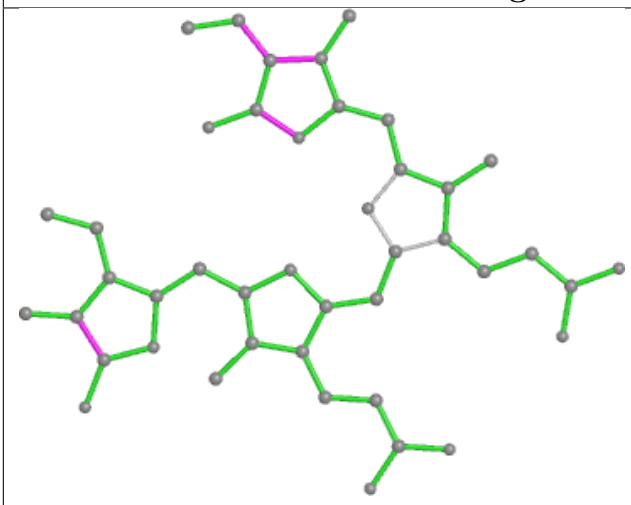

Bond lengths

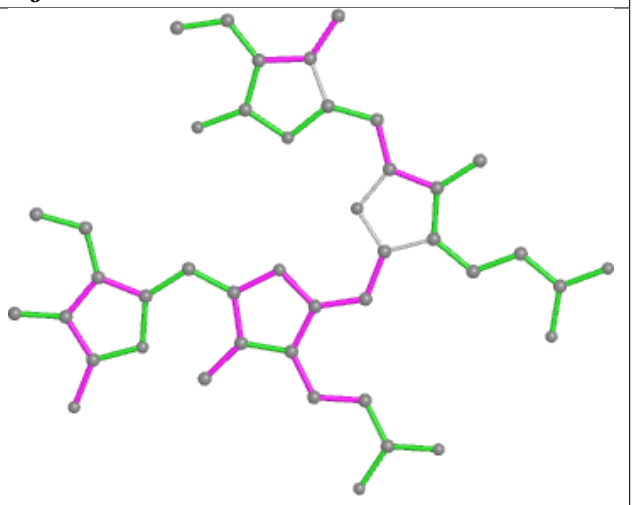

Bond angles

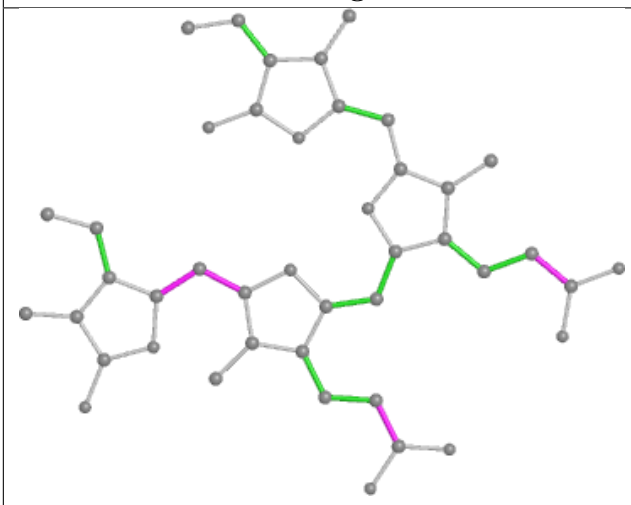

Torsions

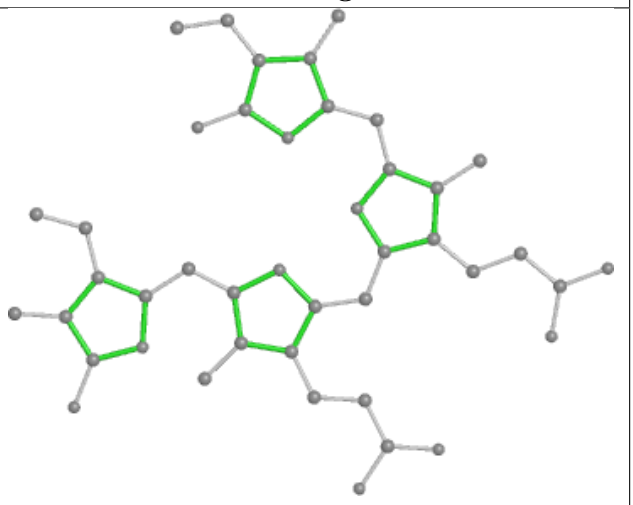

Rings

Ligand PUB gy 306

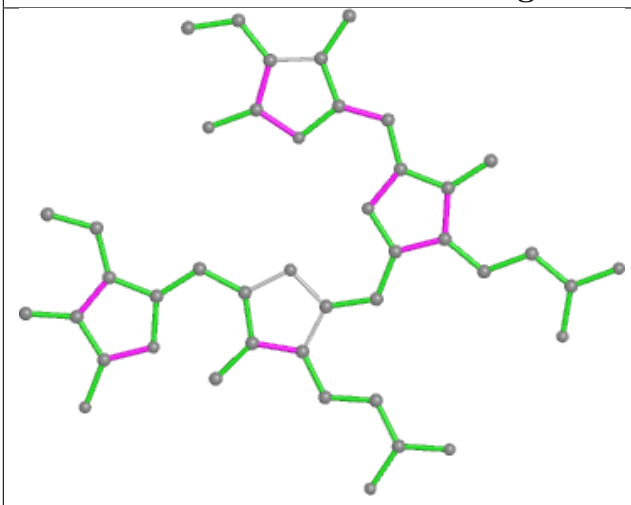

Bond lengths

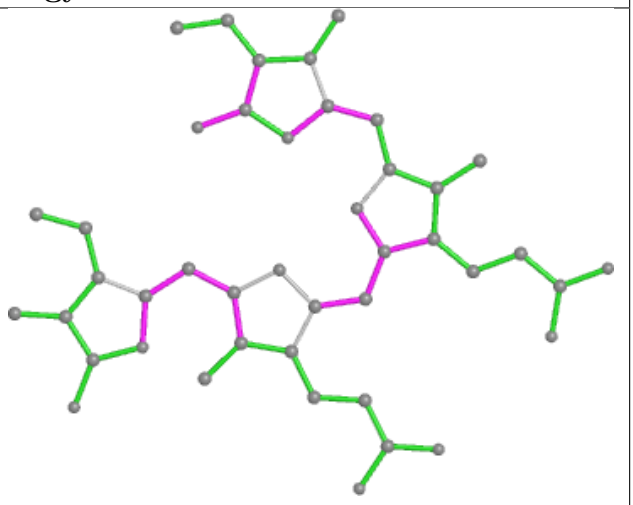

Bond angles

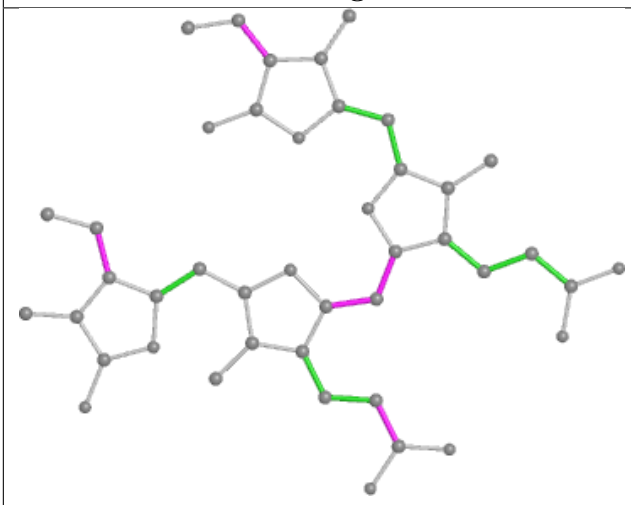

Torsions

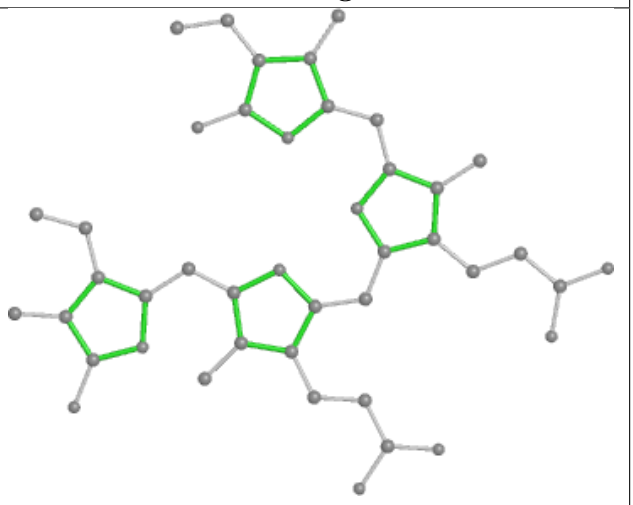

Rings

Ligand PUB aN 203

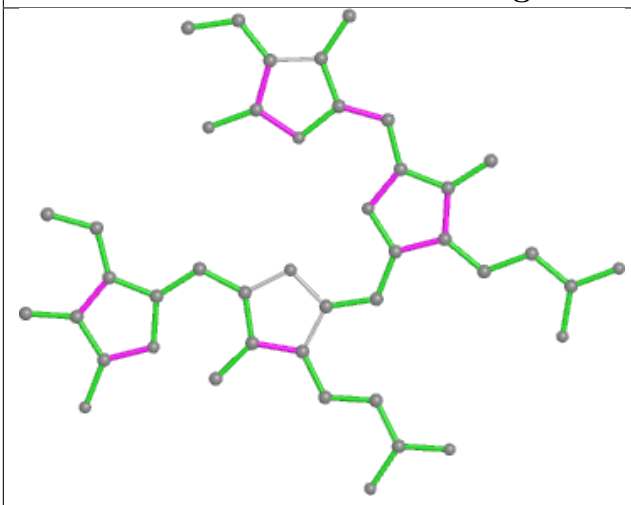

Bond lengths

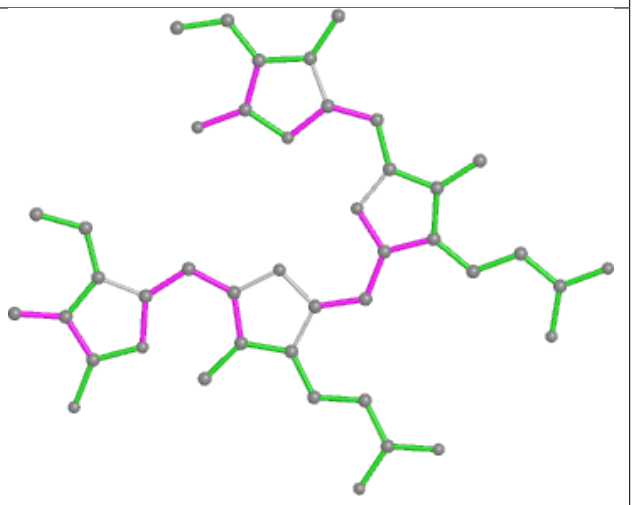

Bond angles

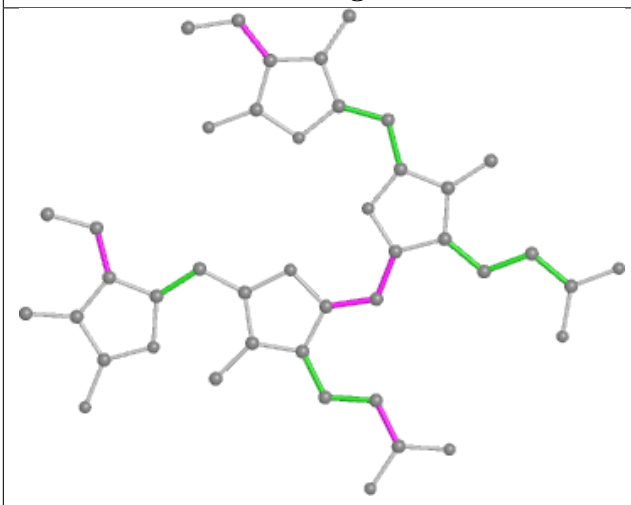

Torsions

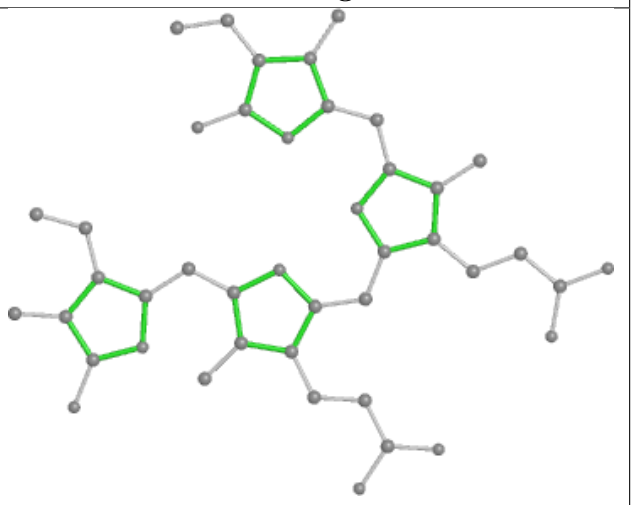

Rings

Ligand PEB H7 202

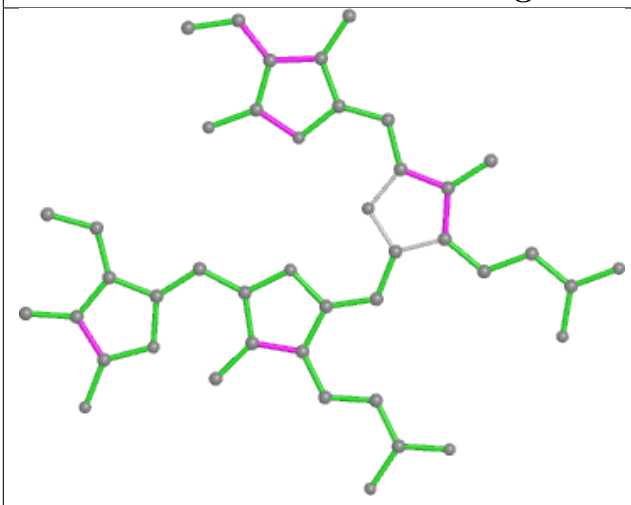

Bond lengths

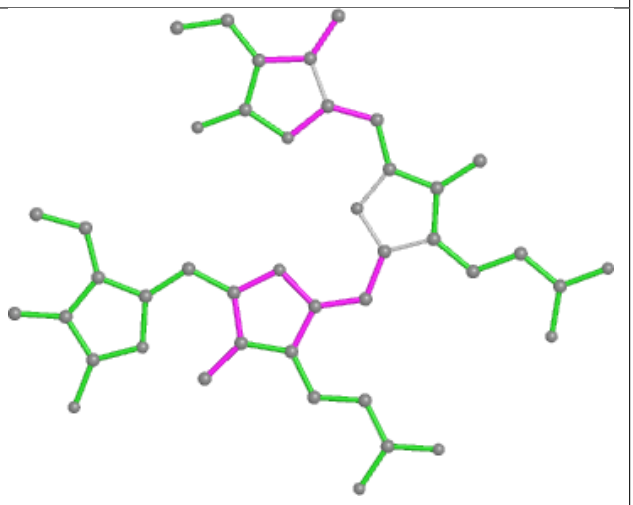

Bond angles

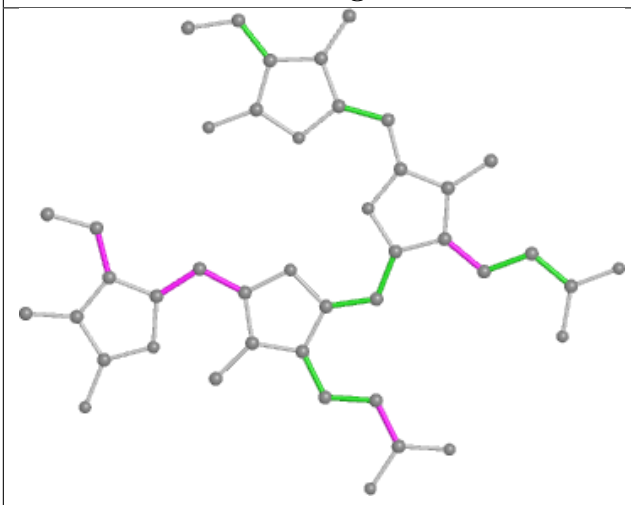

Torsions

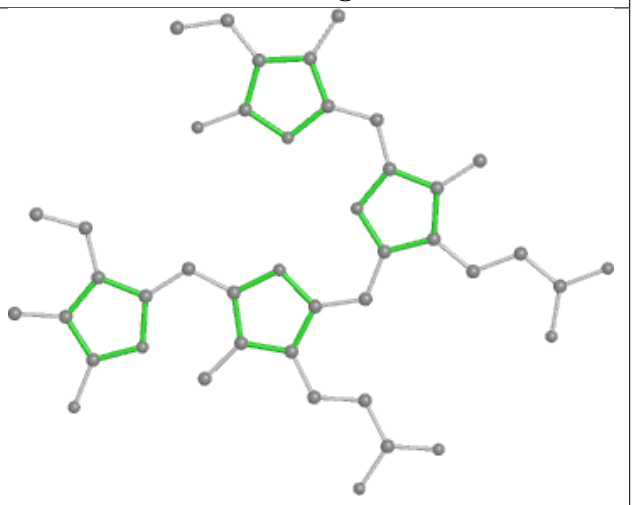

Rings

Ligand PEB L8 202

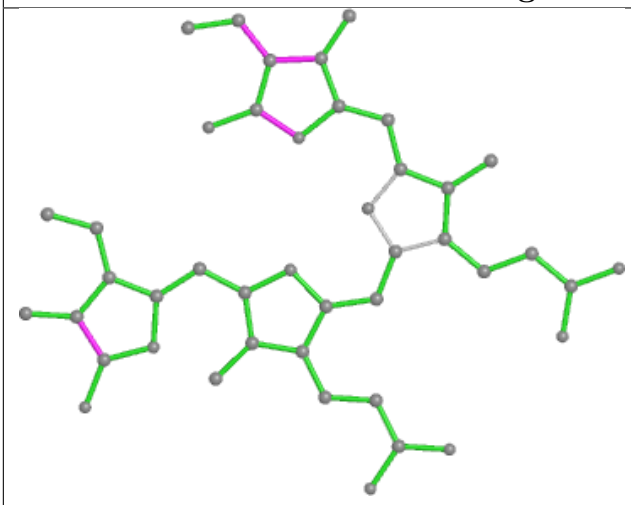

Bond lengths

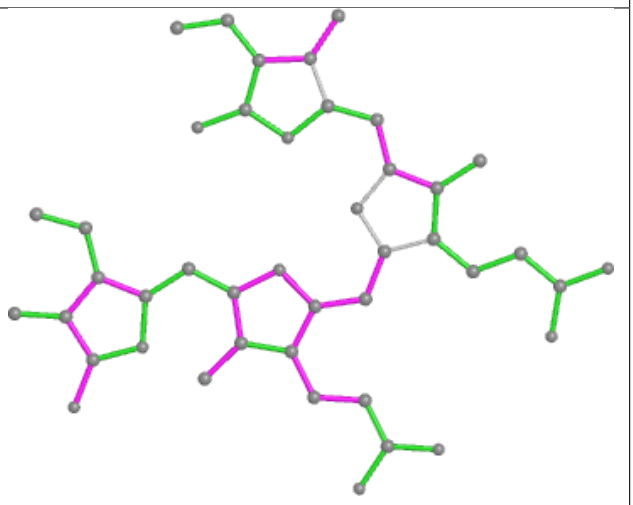

Bond angles

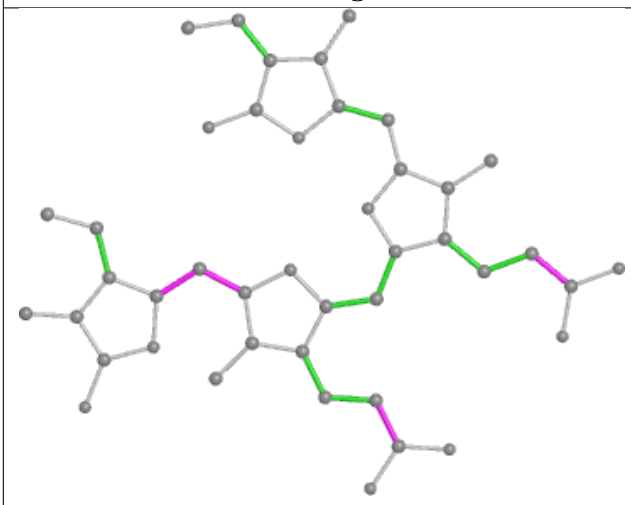

Torsions

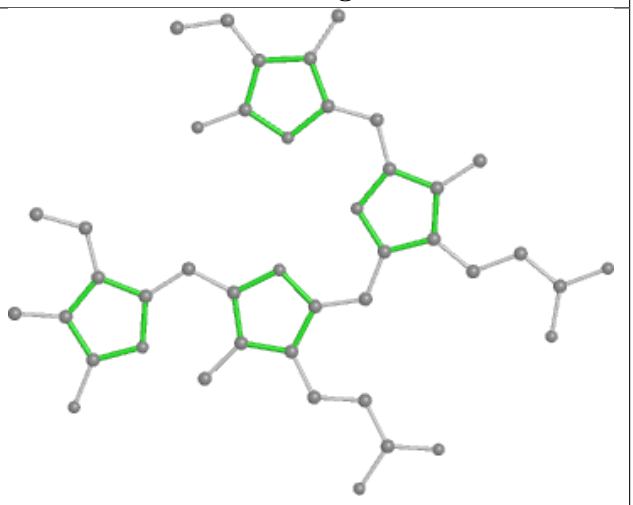

Rings

Ligand PEB C7 202

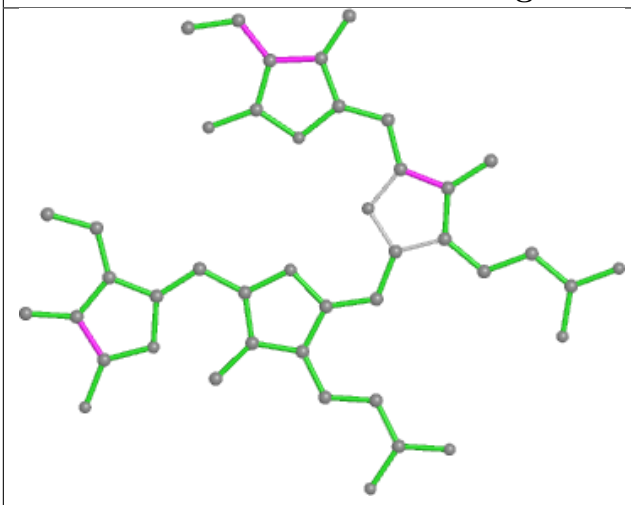

Bond lengths

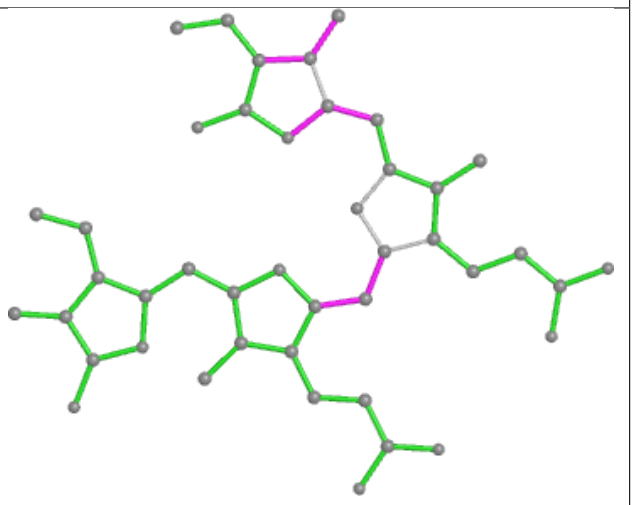

Bond angles

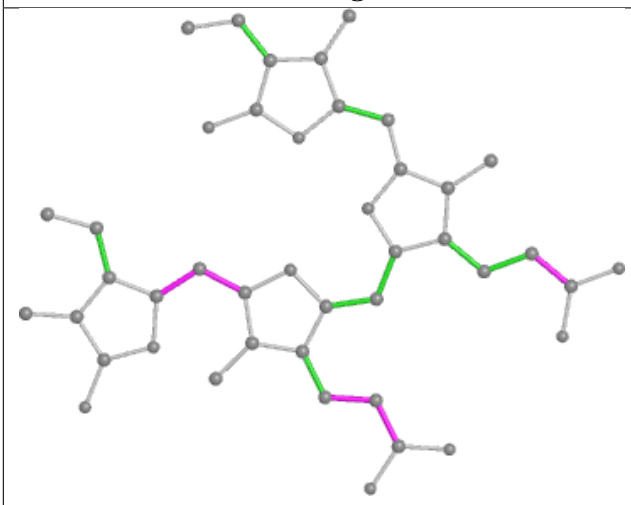

Torsions

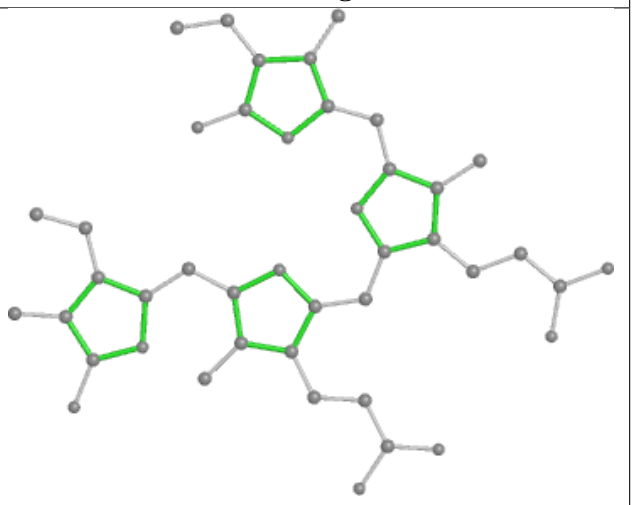

Rings

Ligand PUB O8 203

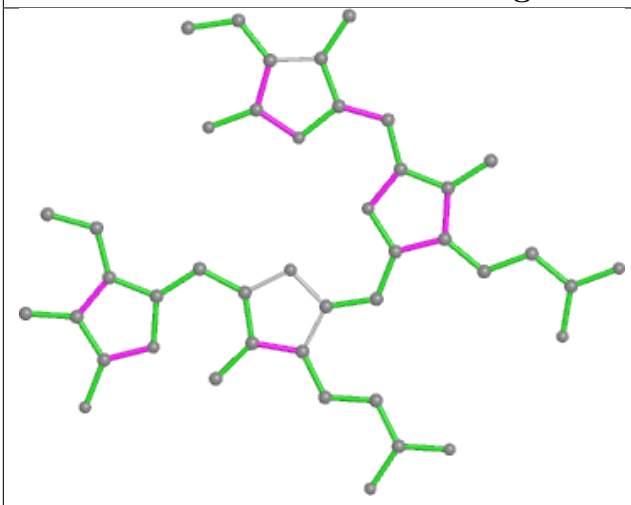

Bond lengths

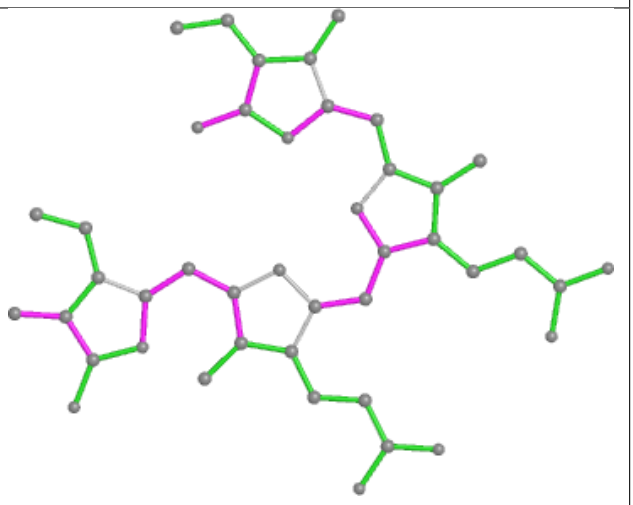

Bond angles

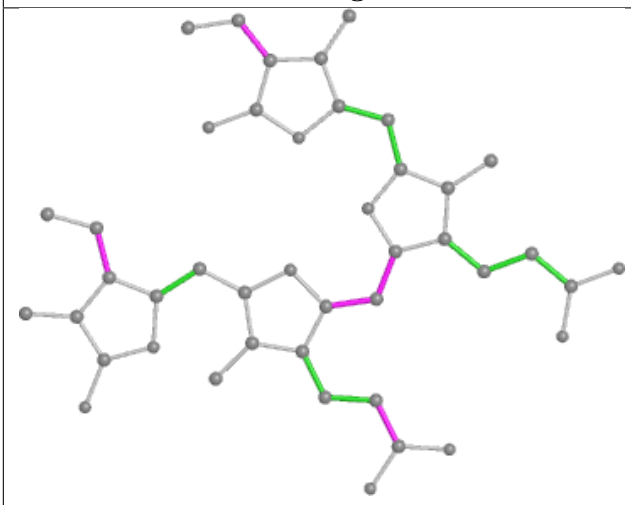

Torsions

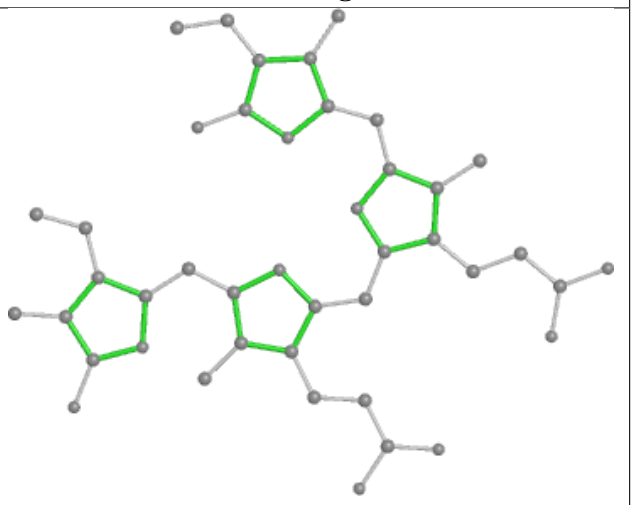

Rings

Ligand PEB A9 201

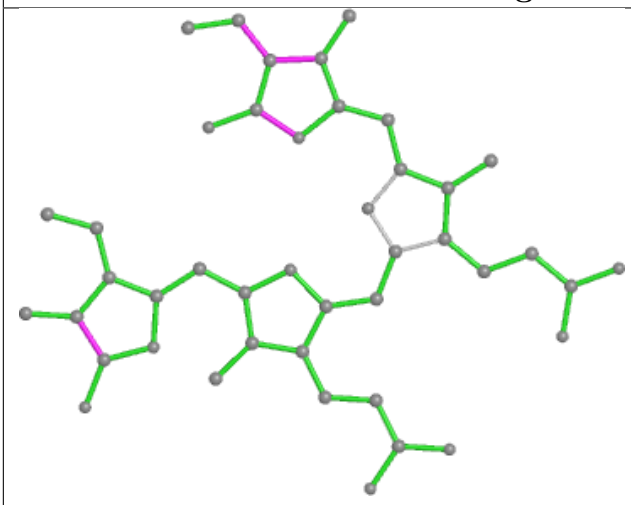

Bond lengths

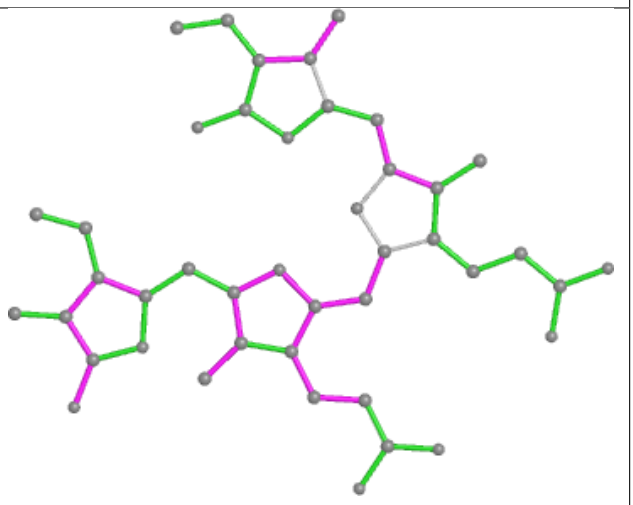

Bond angles

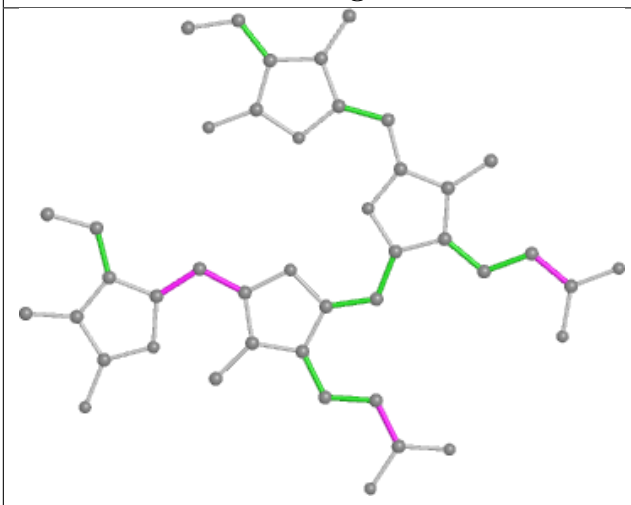

Torsions

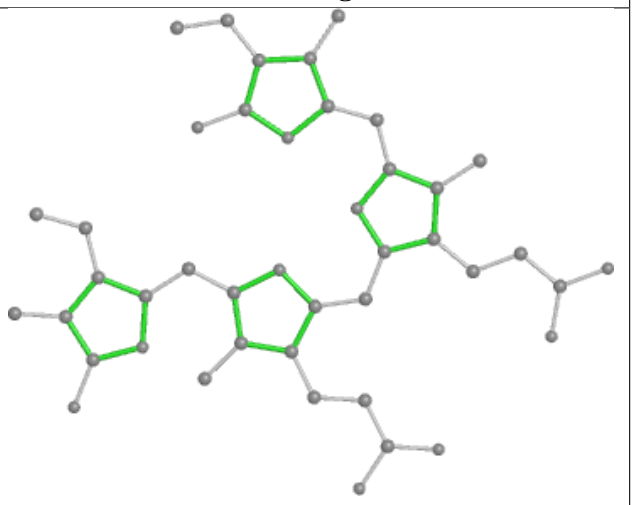

Rings

Ligand PUB E8 203

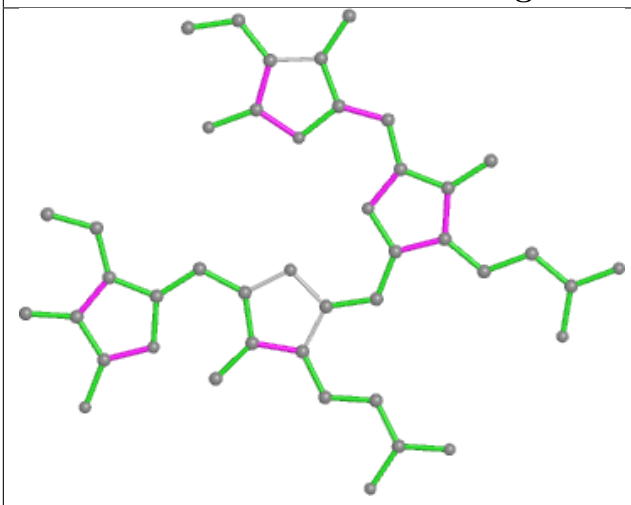

Bond lengths

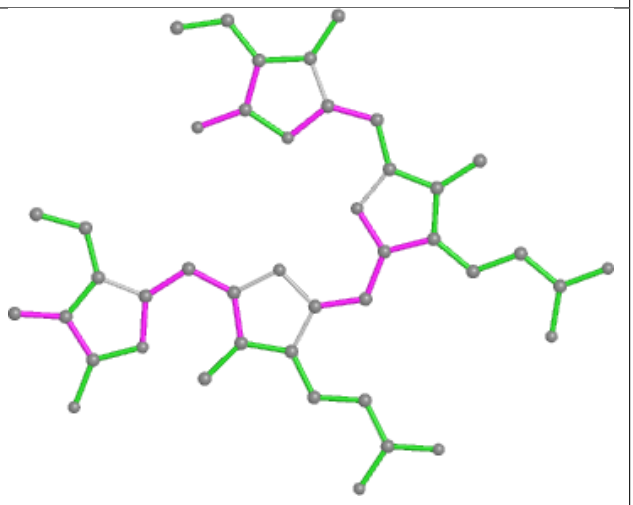

Bond angles

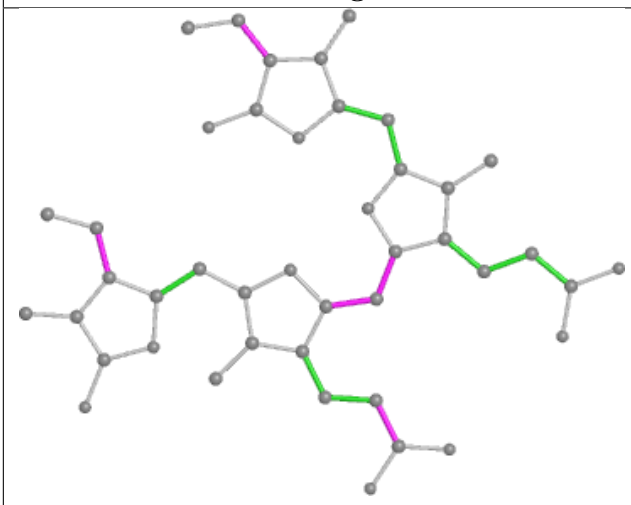

Torsions

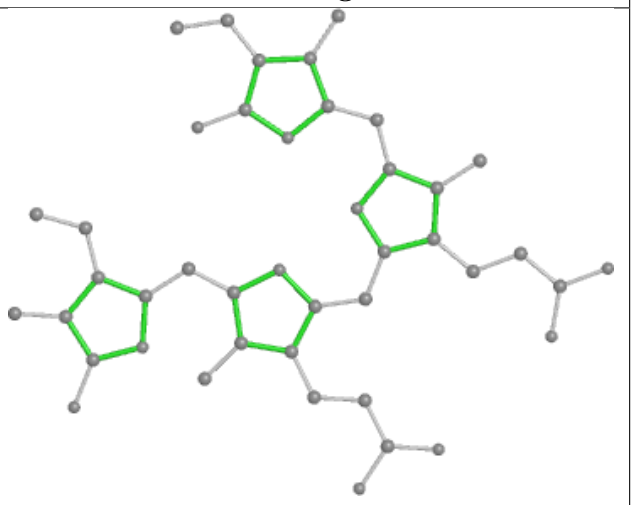

Rings

Ligand PEB F3 201

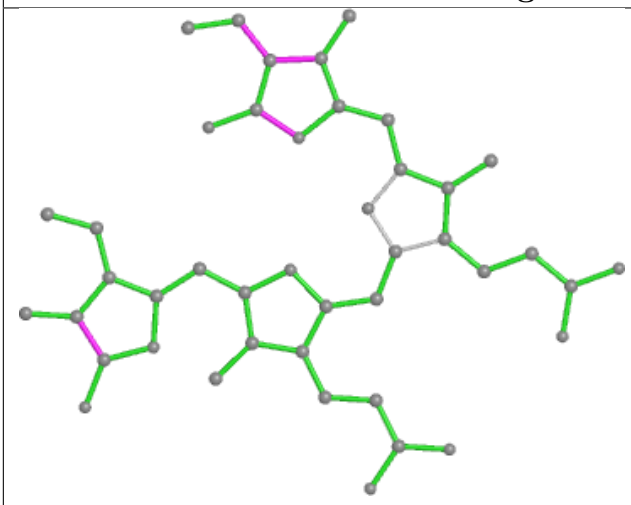

Bond lengths

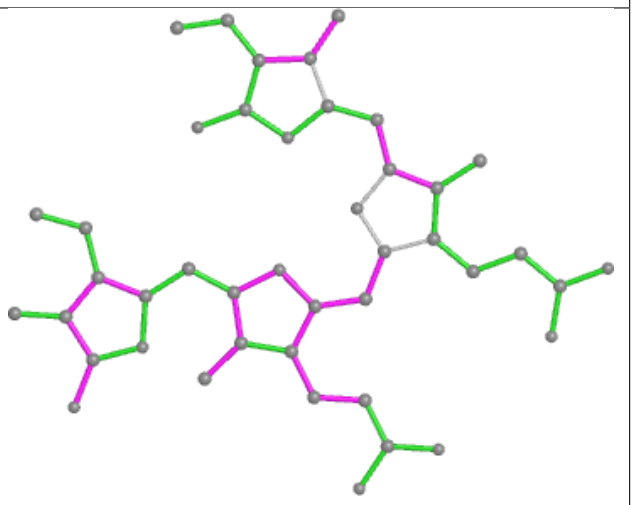

Bond angles

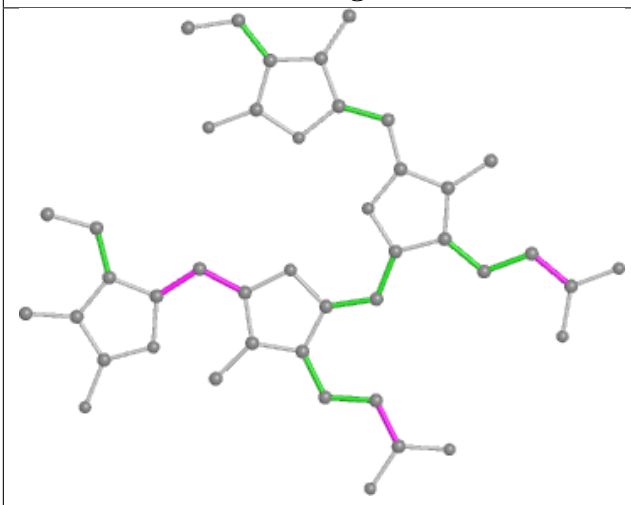

Torsions

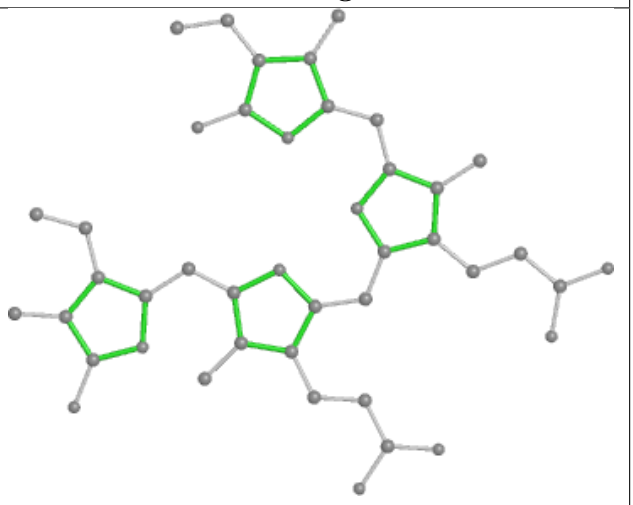

Rings

Ligand PUB X7 203

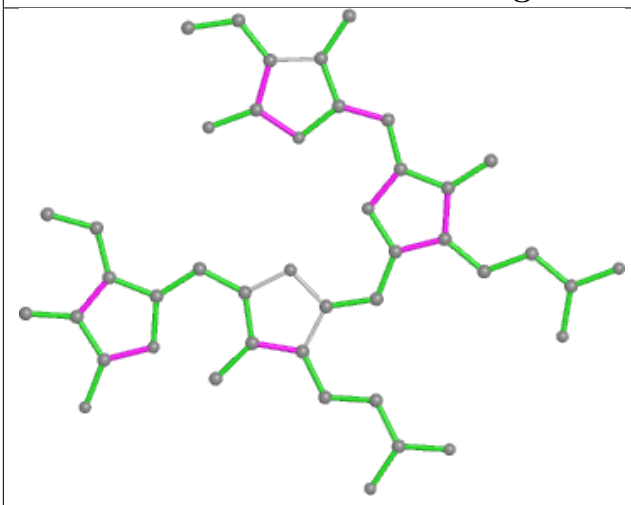

Bond lengths

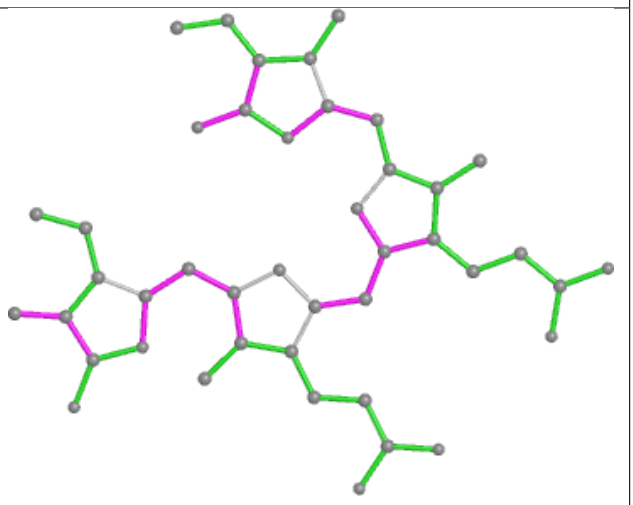

Bond angles

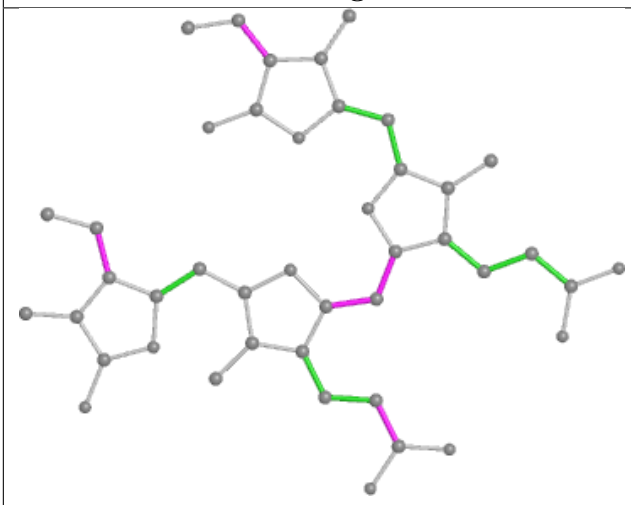

Torsions

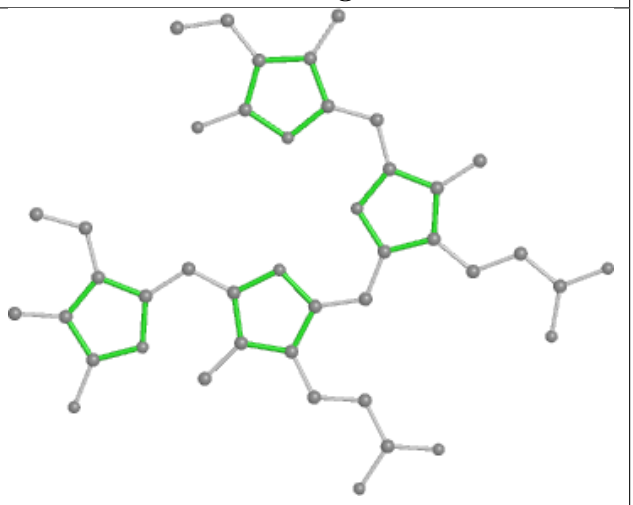

Rings

Ligand PUB F2 203

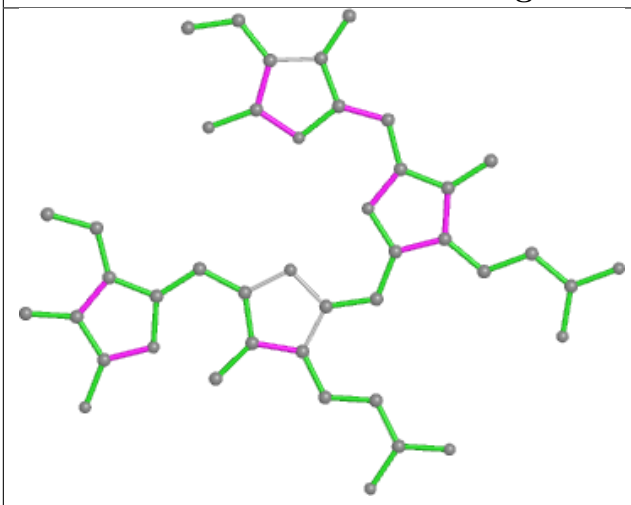

Bond lengths

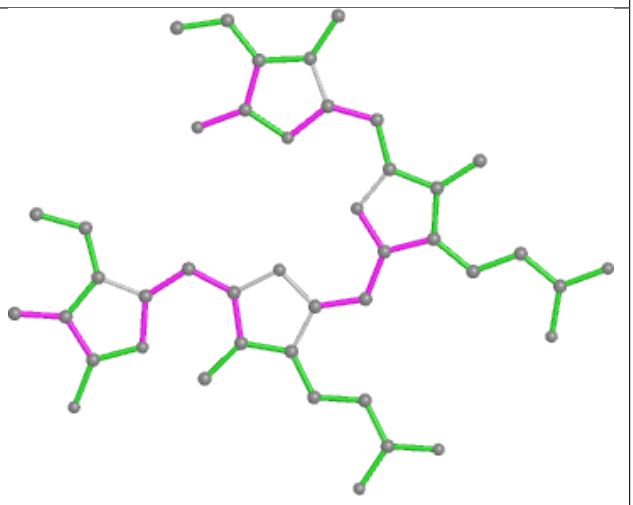

Bond angles

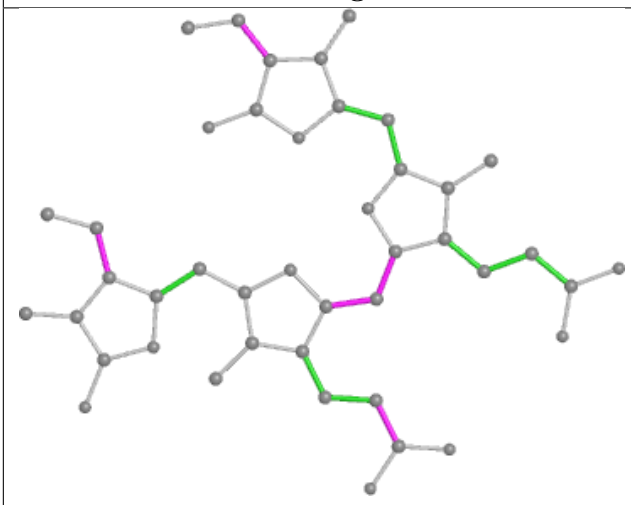

Torsions

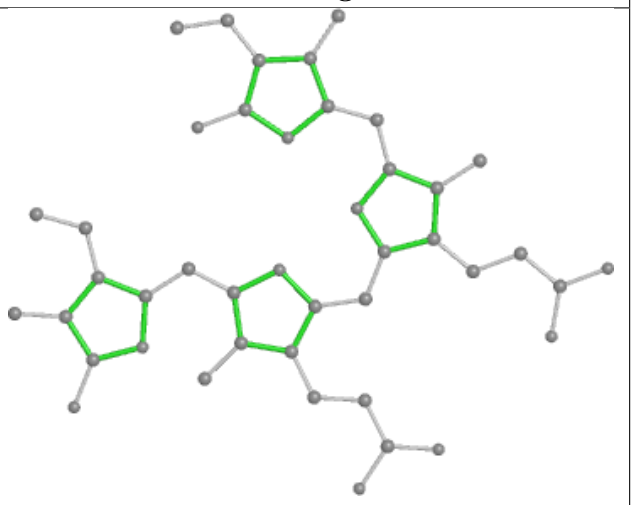

Rings

Ligand PUB gr 202

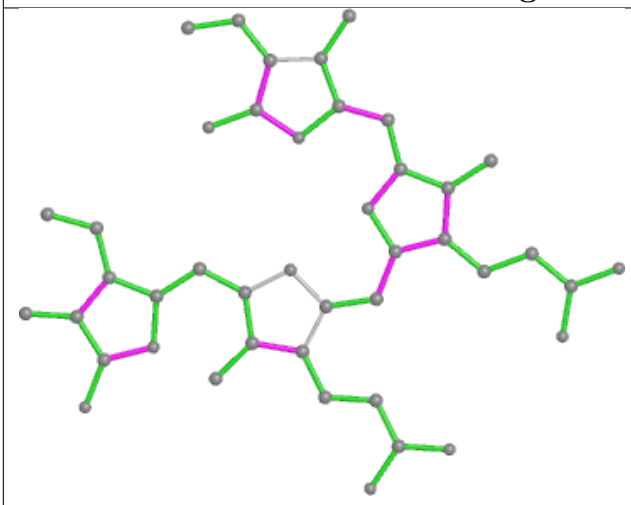

Bond lengths

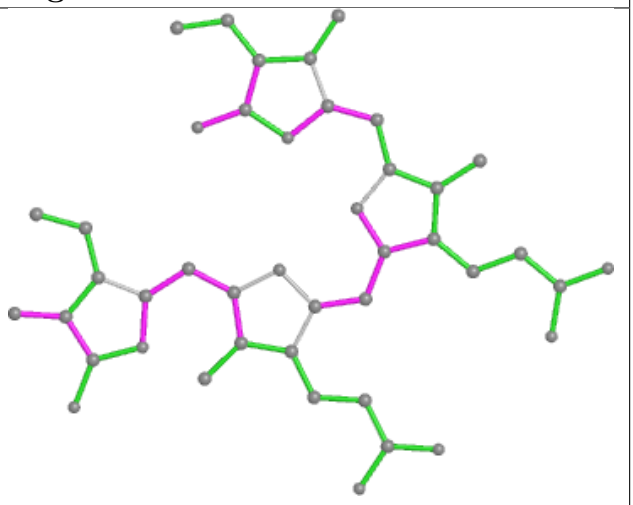

Bond angles

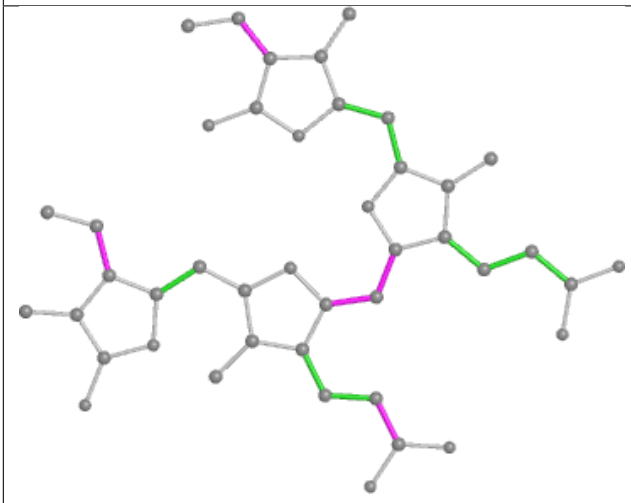

Torsions

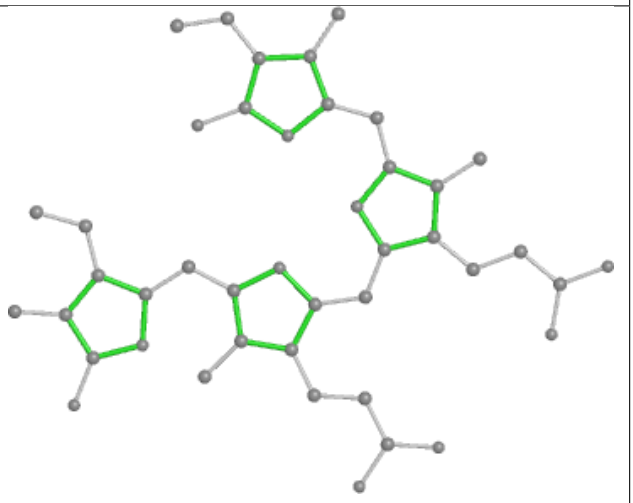

Rings

Ligand PEB J3 201

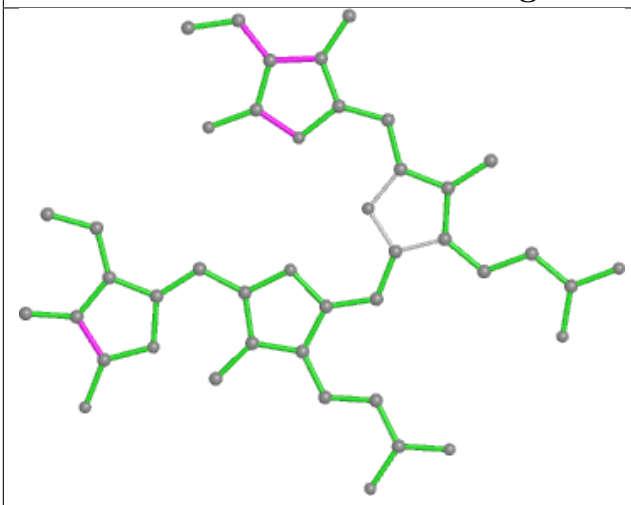

Bond lengths

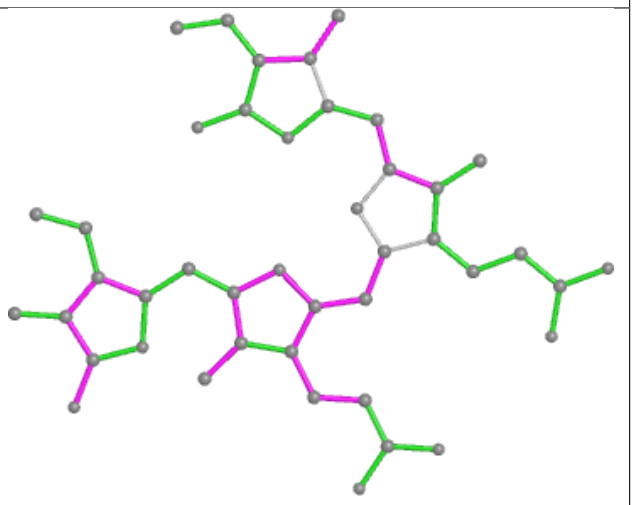

Bond angles

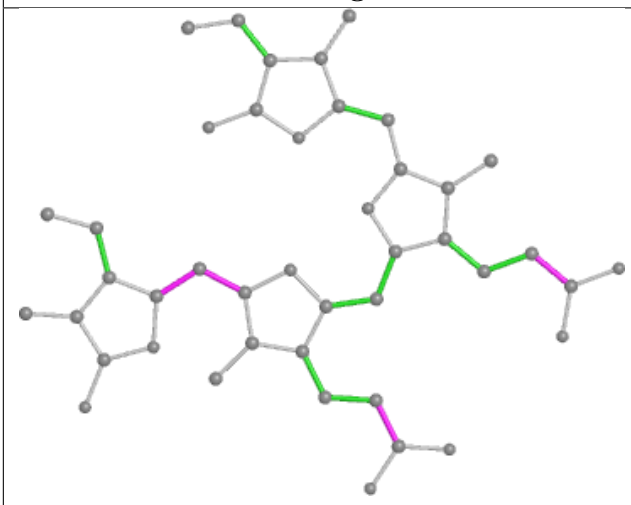

Torsions

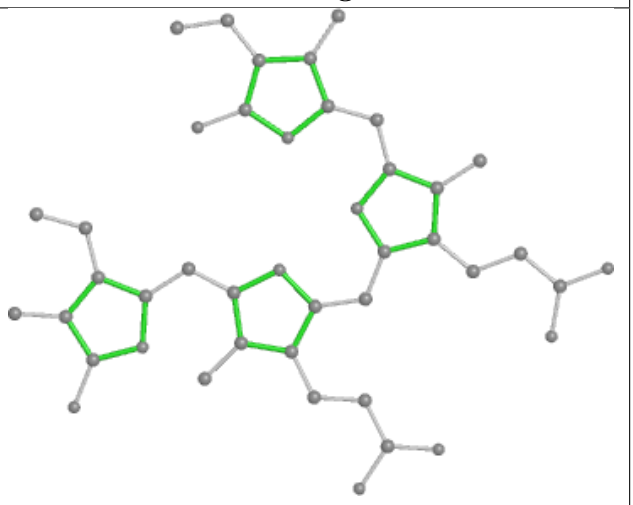

Rings

Ligand PVN U8 1004

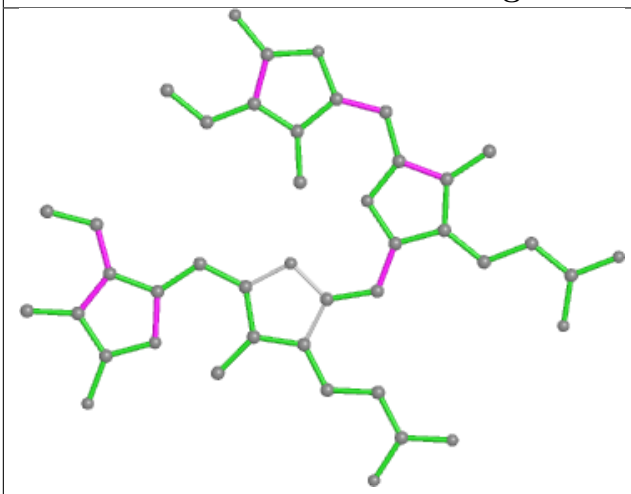

Bond lengths

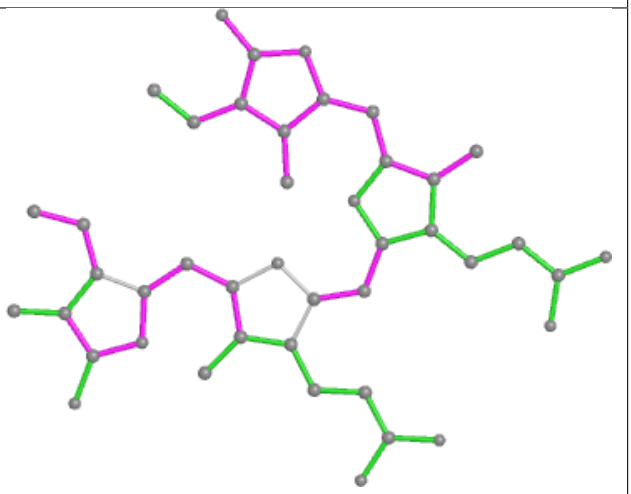

Bond angles

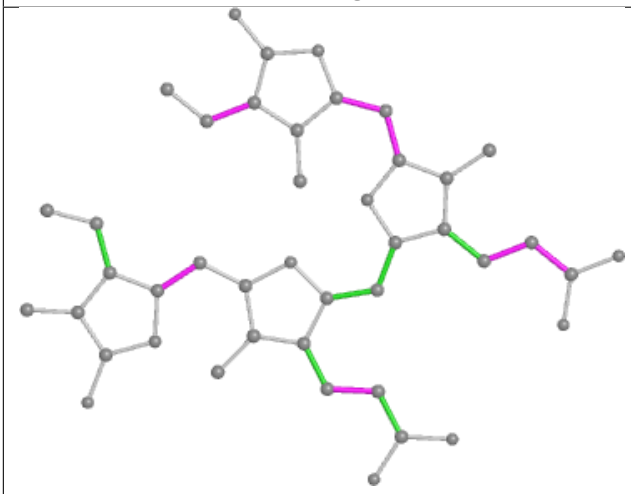

Torsions

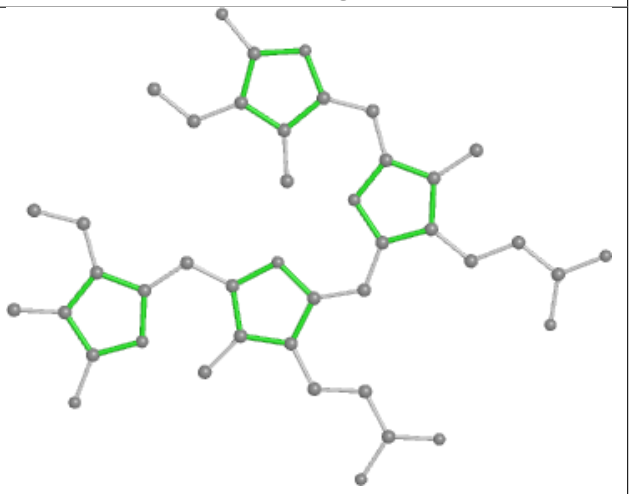

Rings

Ligand PEB N5 201

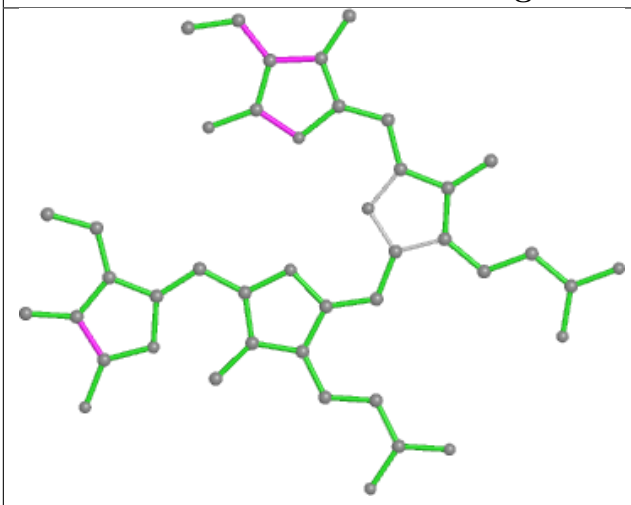

Bond lengths

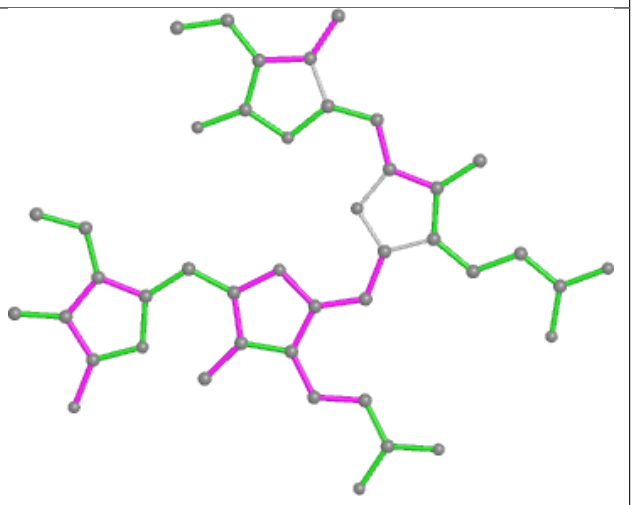

Bond angles

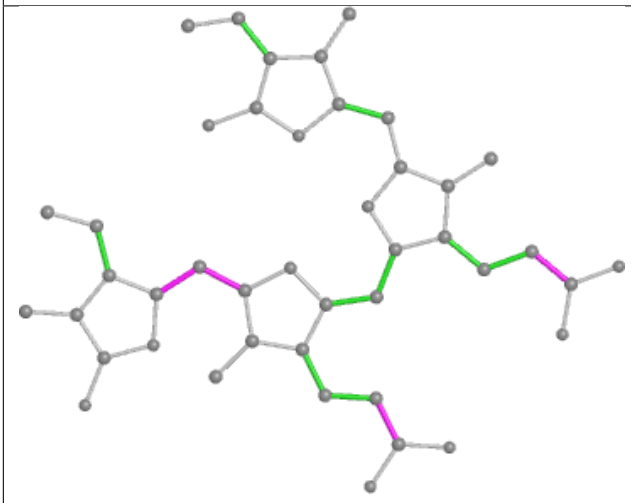

Torsions

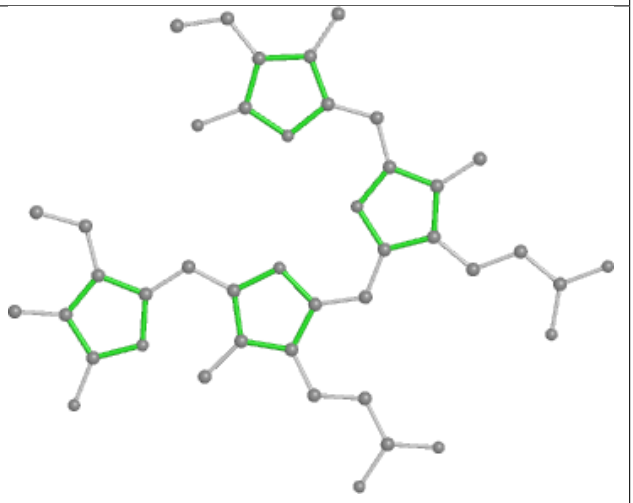

Rings

Ligand PEB T3 202

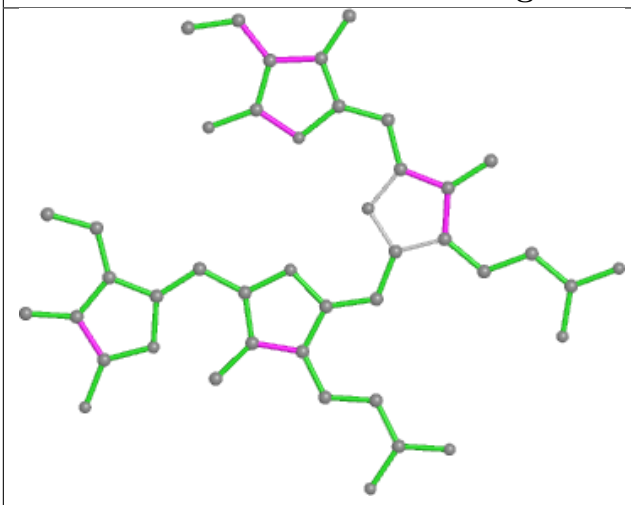

Bond lengths

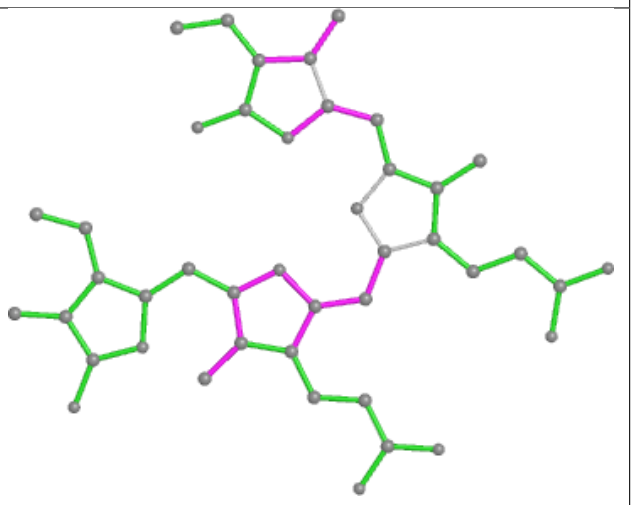

Bond angles

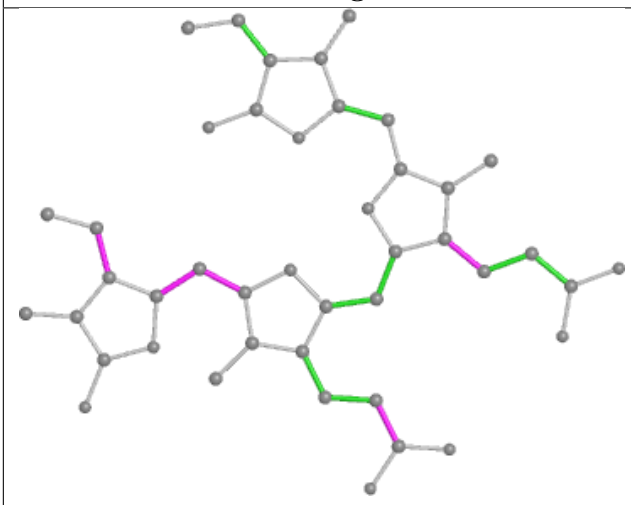

Torsions

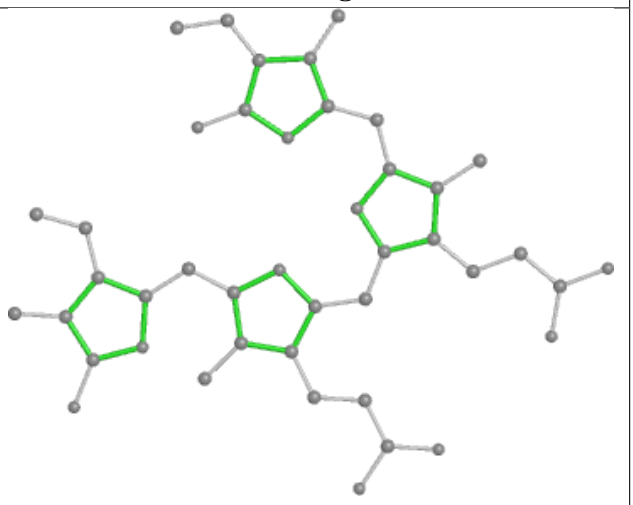

Rings

Ligand CYC H1 201

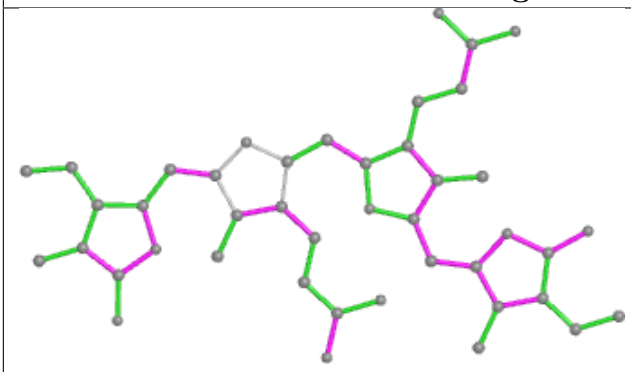

Bond lengths

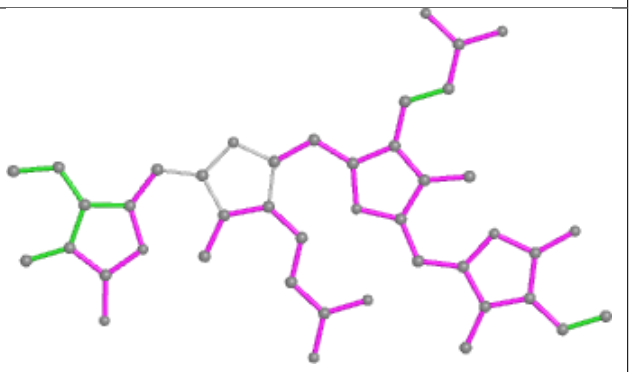

Bond angles

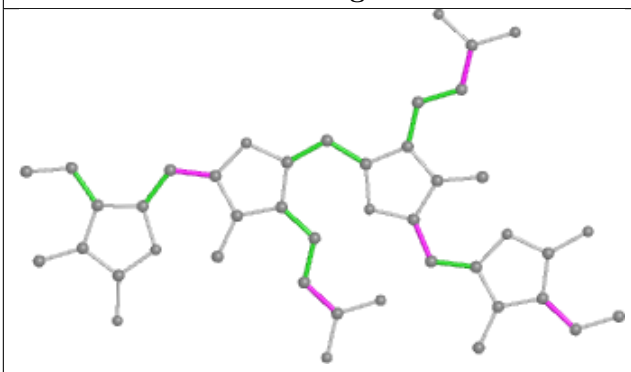

Torsions

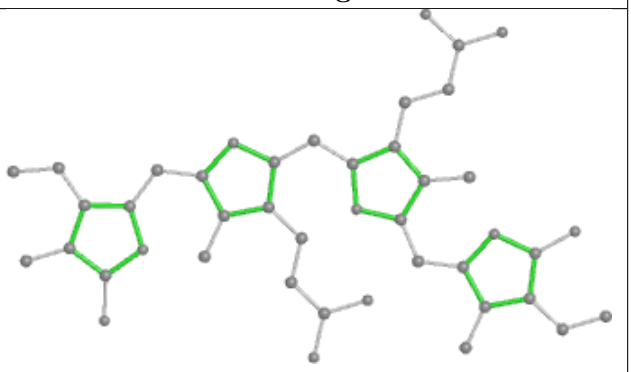

Rings

Ligand PEB dz 401

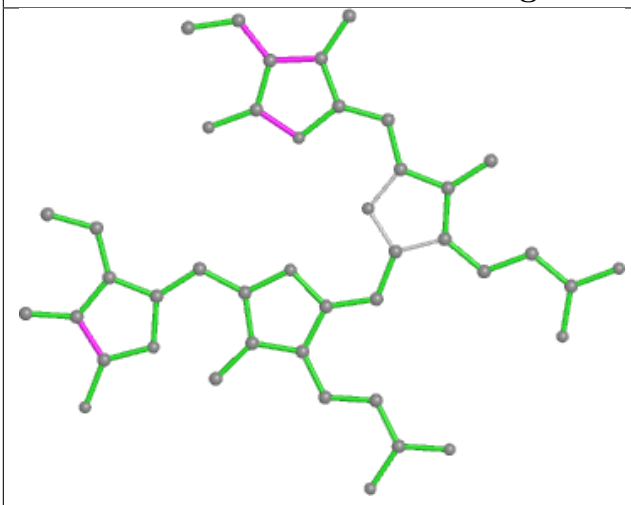

Bond lengths

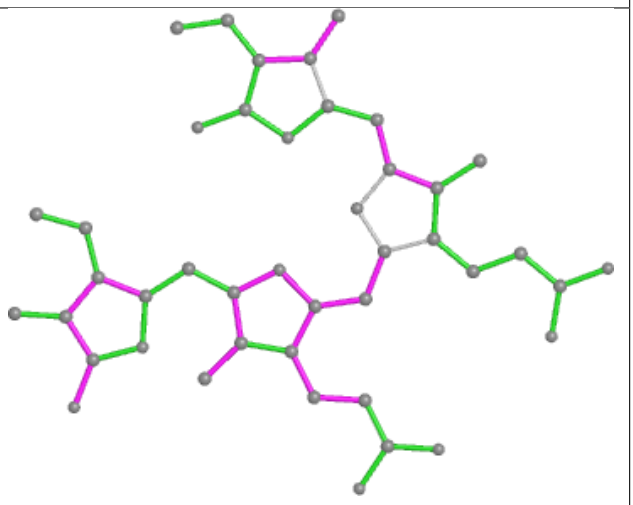

Bond angles

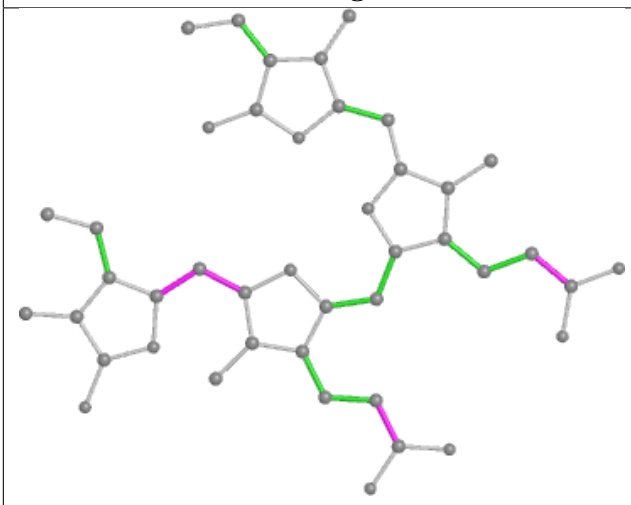

Torsions

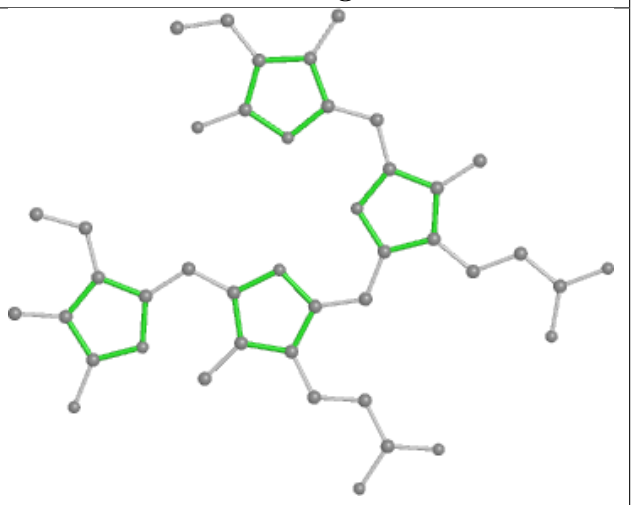

Rings

Ligand PUB jI 1003

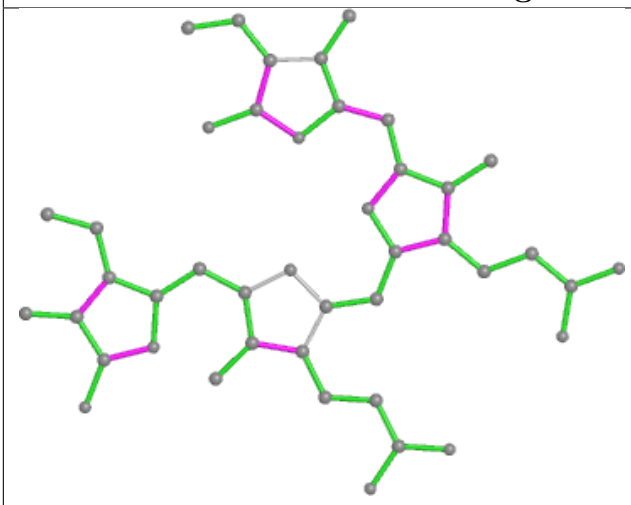

Bond lengths

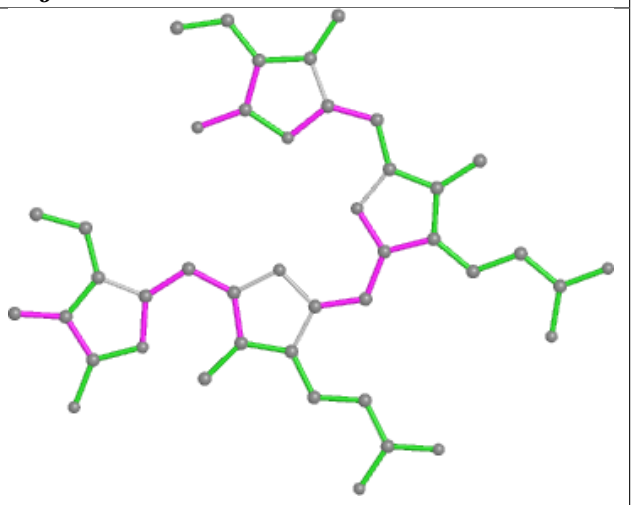

Bond angles

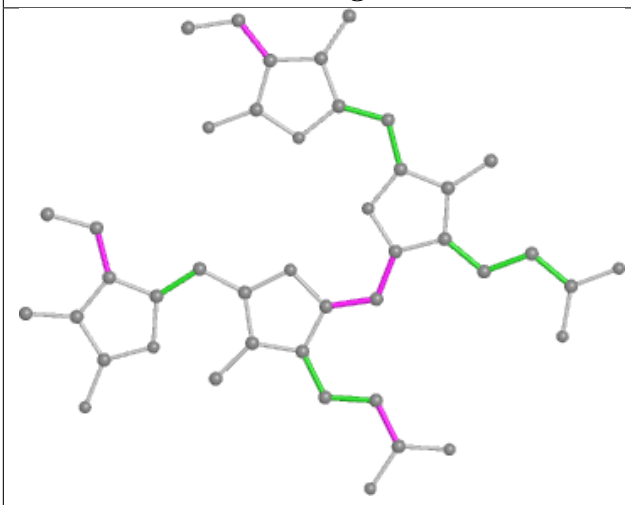

Torsions

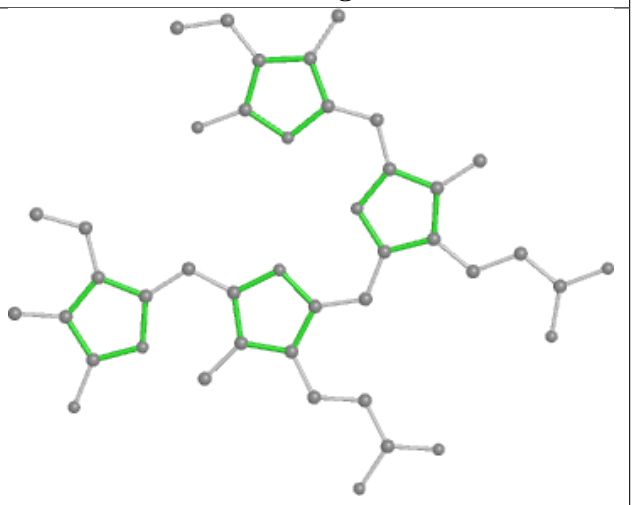

Rings

Ligand PEB eB 202

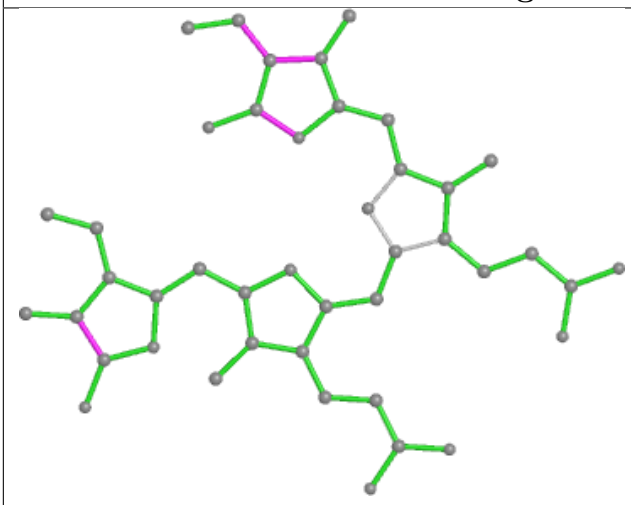

Bond lengths

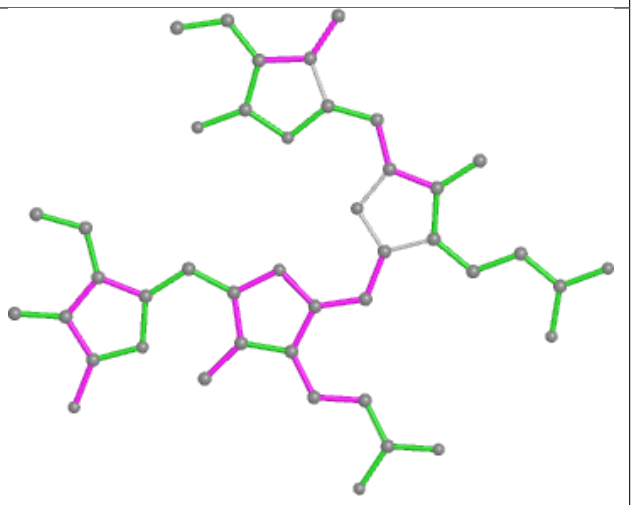

Bond angles

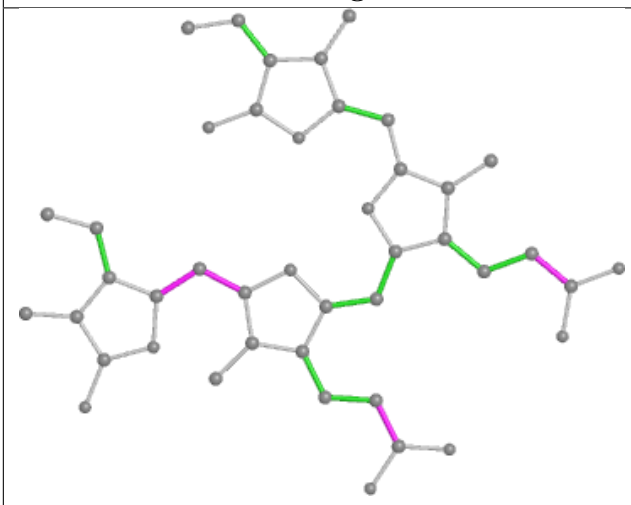

Torsions

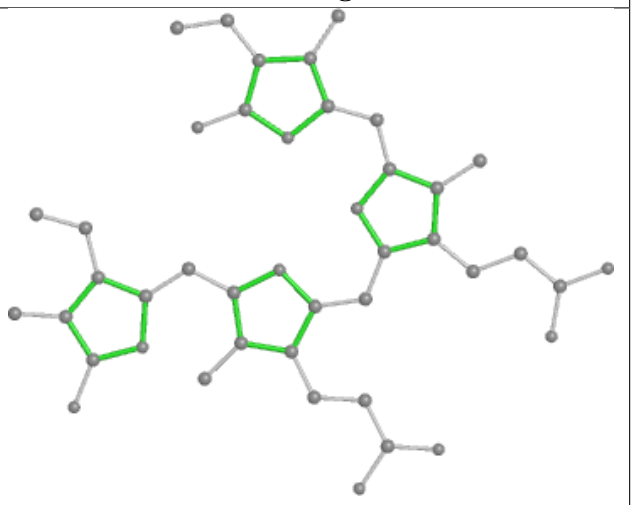

Rings

Ligand PEB ei 202

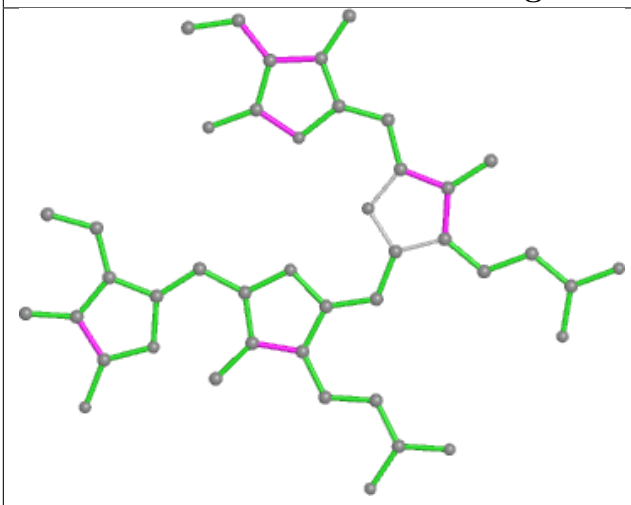

Bond lengths

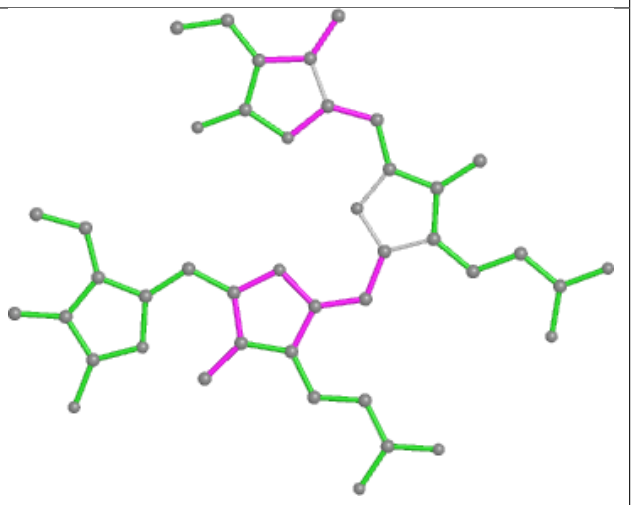

Bond angles

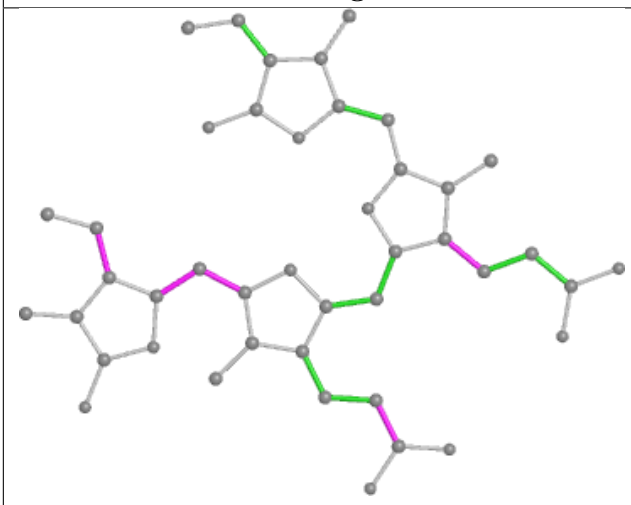

Torsions

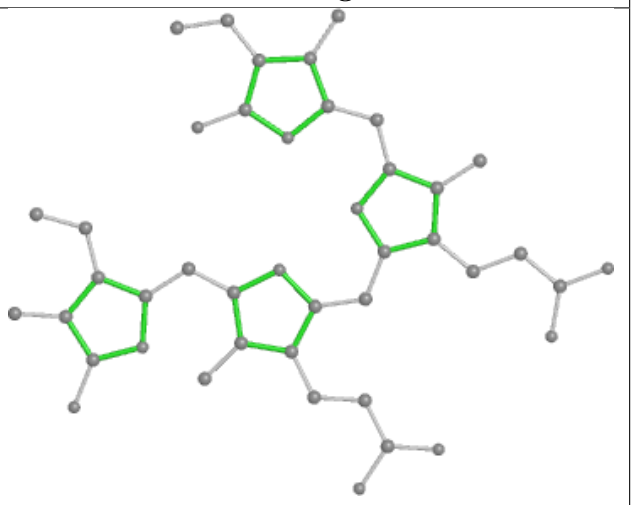

Rings

Ligand PUB eb 202

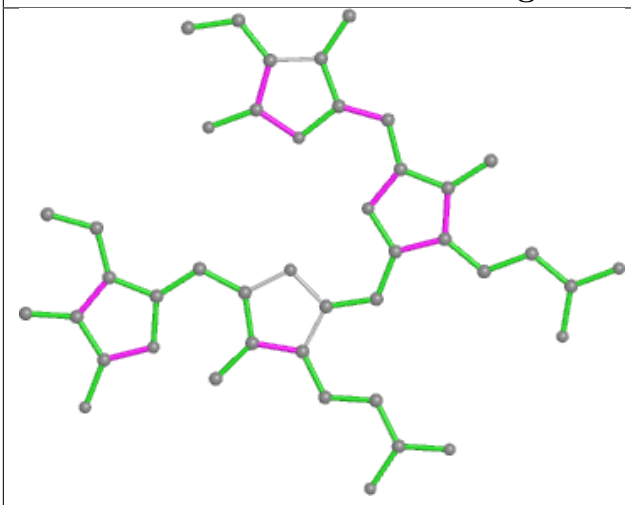

Bond lengths

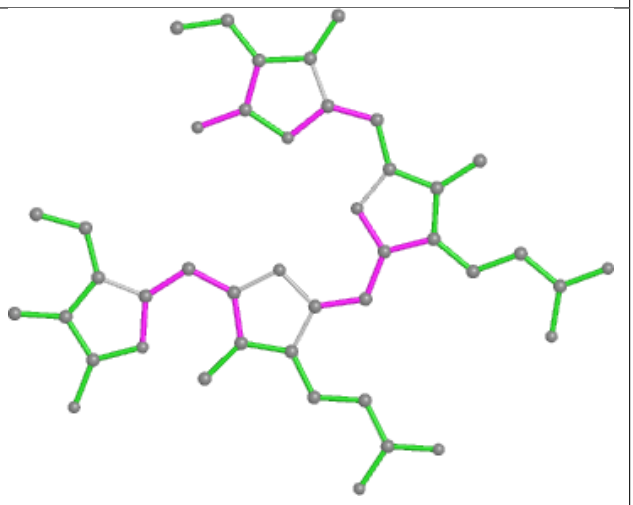

Bond angles

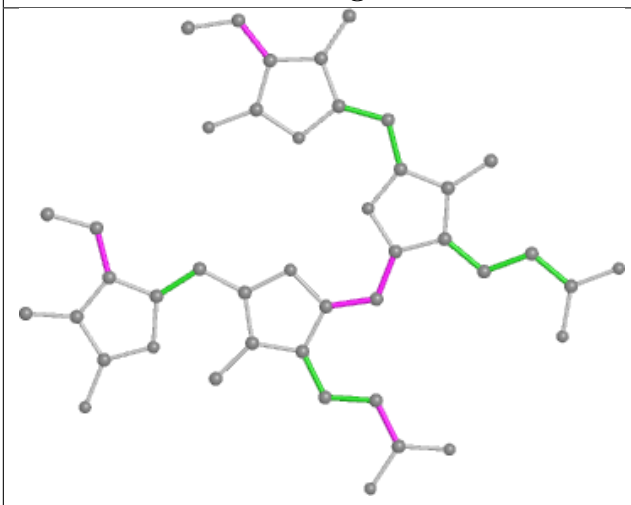

Torsions

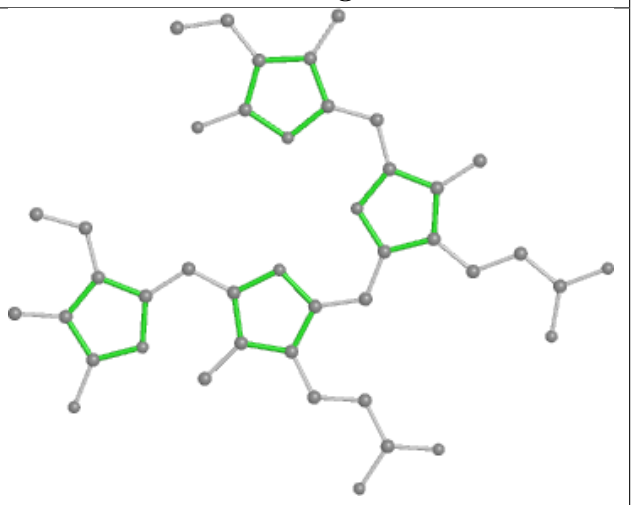

Rings

Ligand PEB J6 201

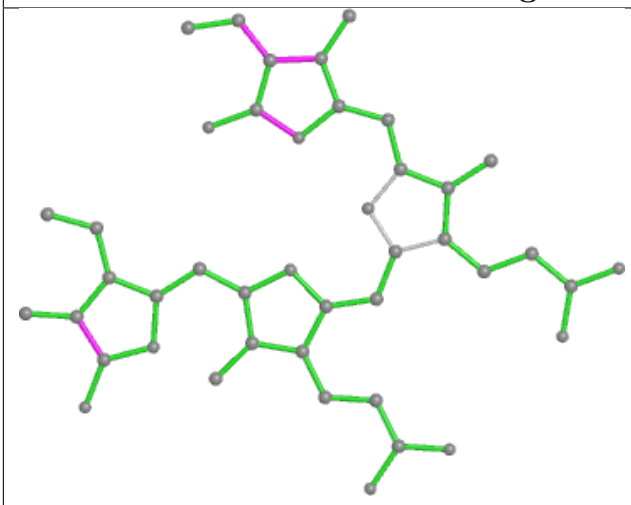

Bond lengths

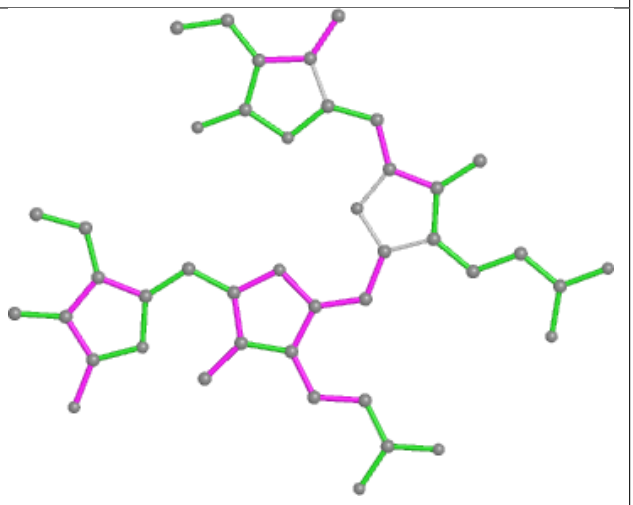

Bond angles

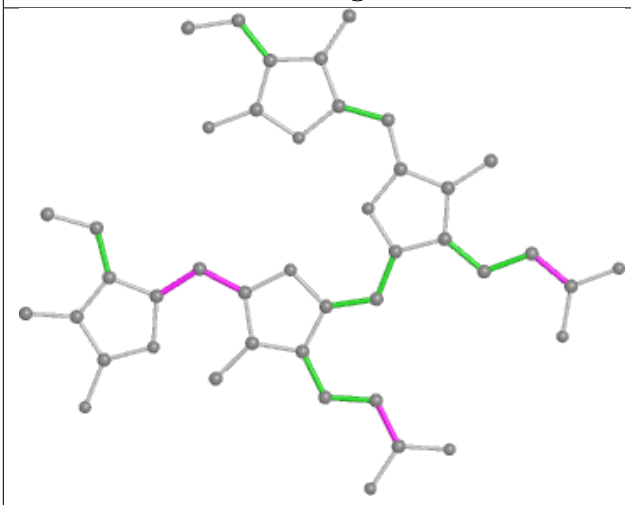

Torsions

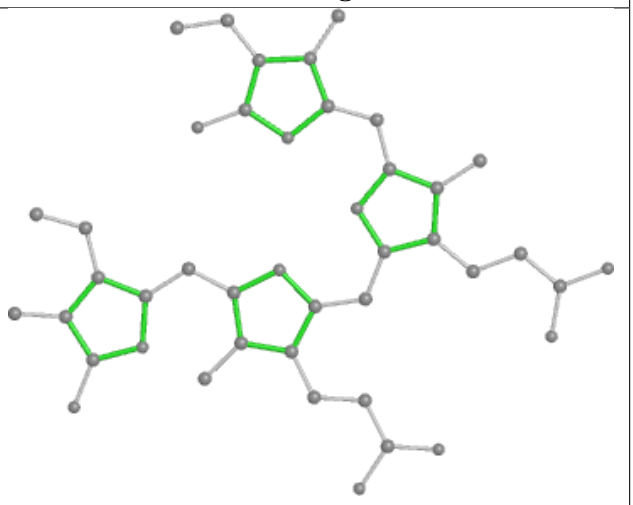

Rings

Ligand PEB ek 1001

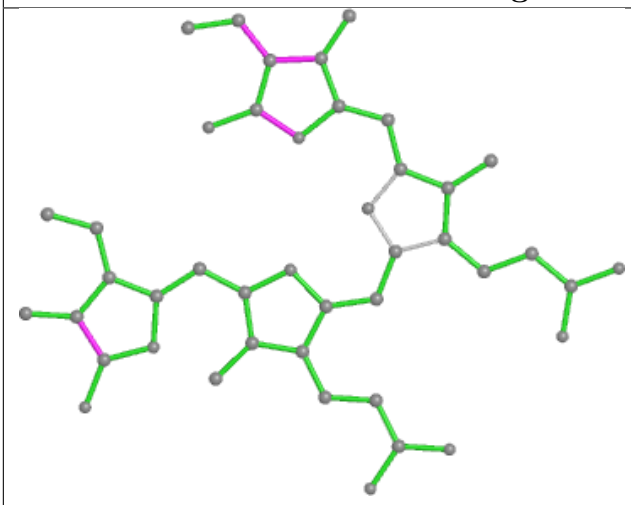

Bond lengths

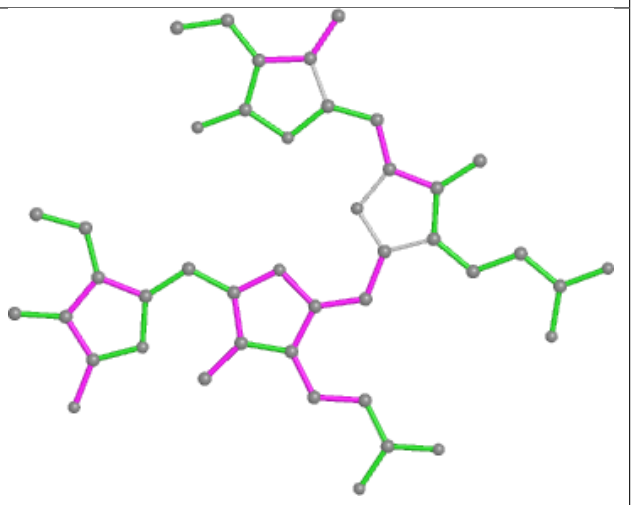

Bond angles

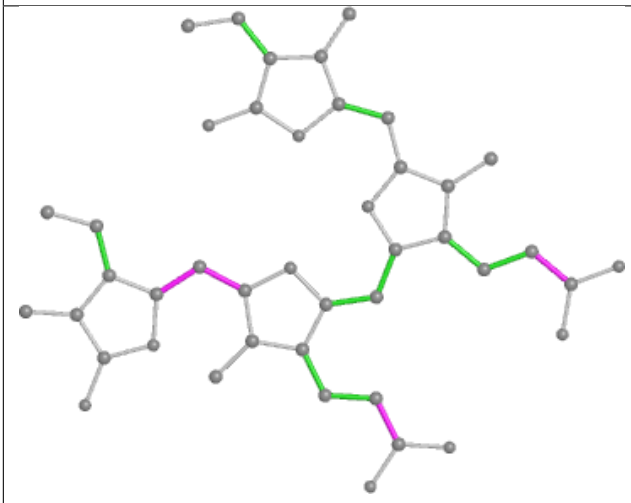

Torsions

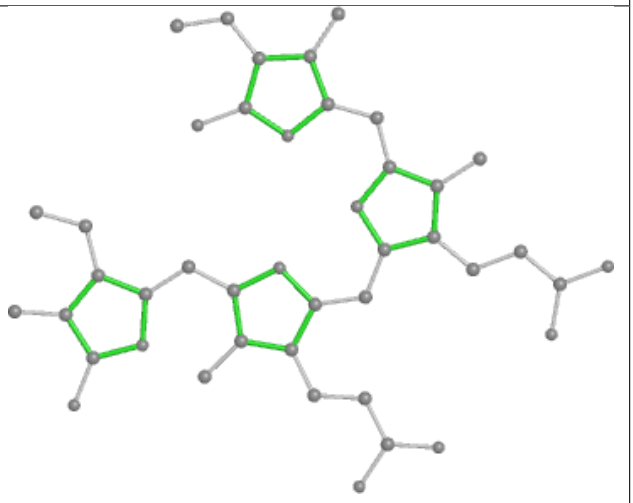

Rings

Ligand PEB eN 202

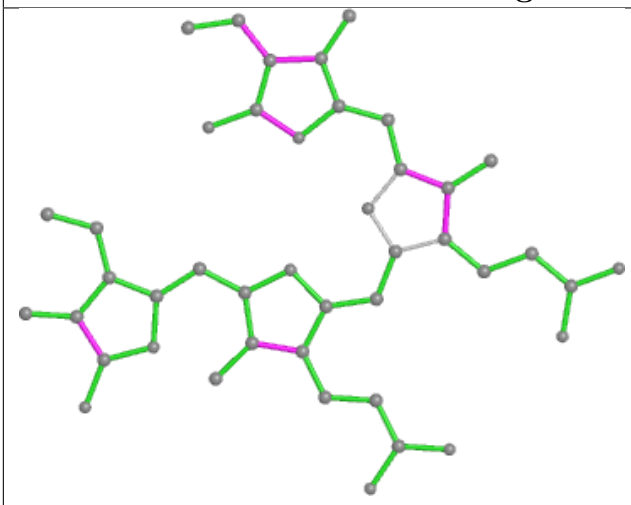

Bond lengths

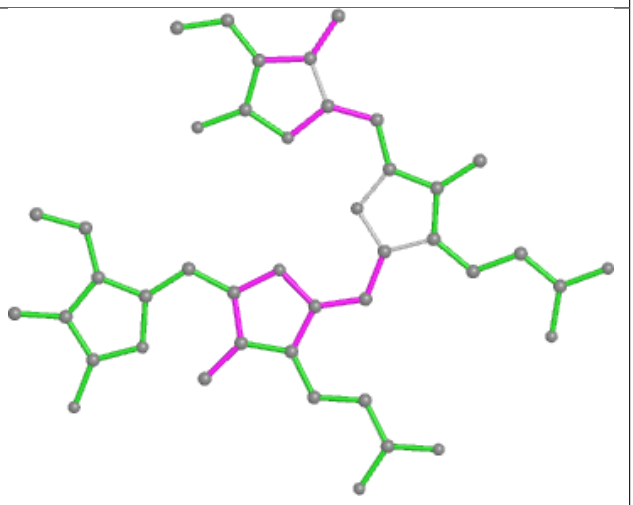

Bond angles

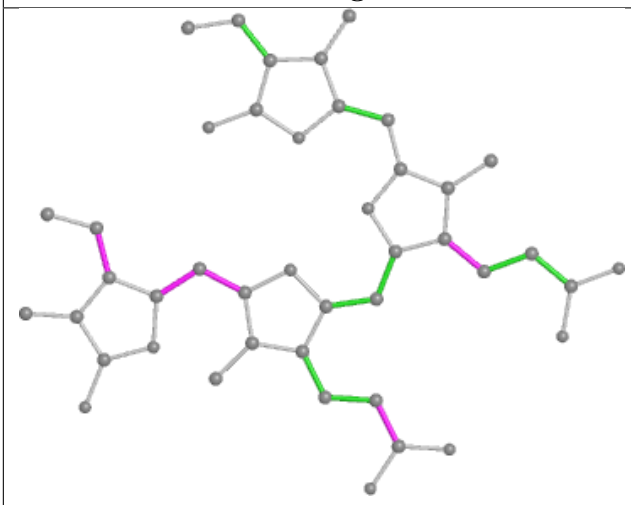

Torsions

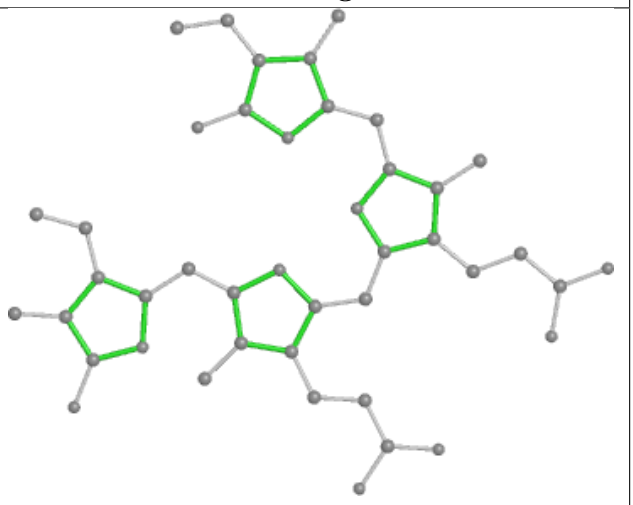

Rings

Ligand PEB eO 201

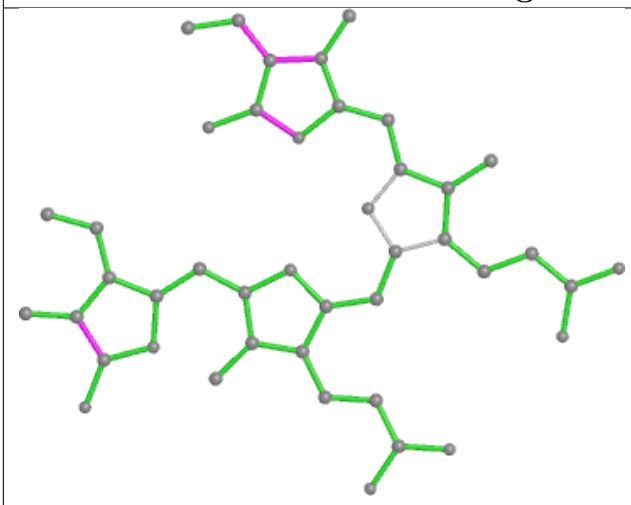

Bond lengths

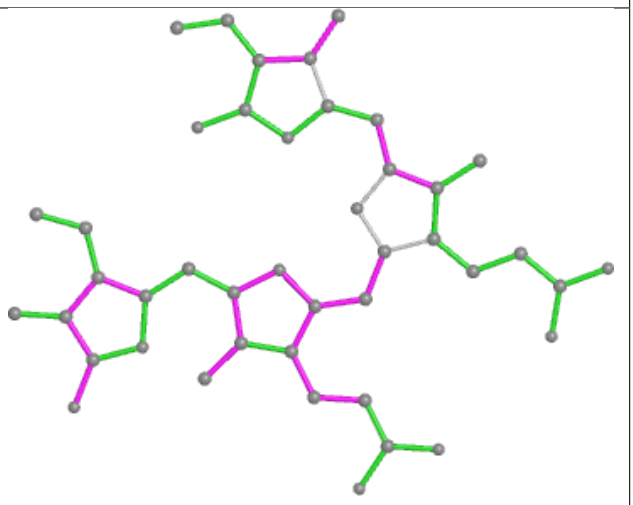

Bond angles

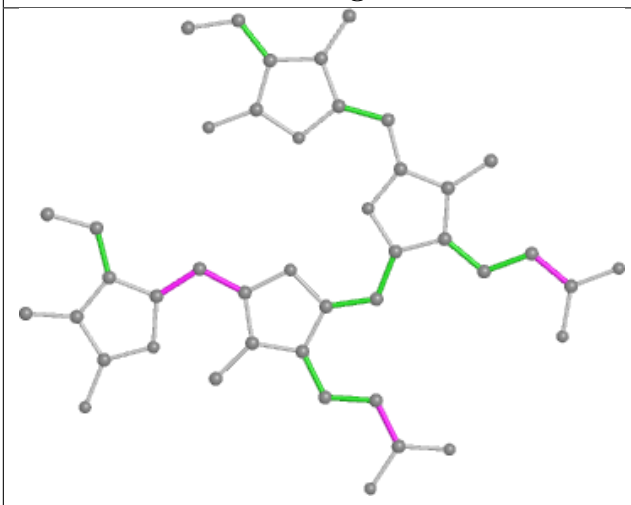

Torsions

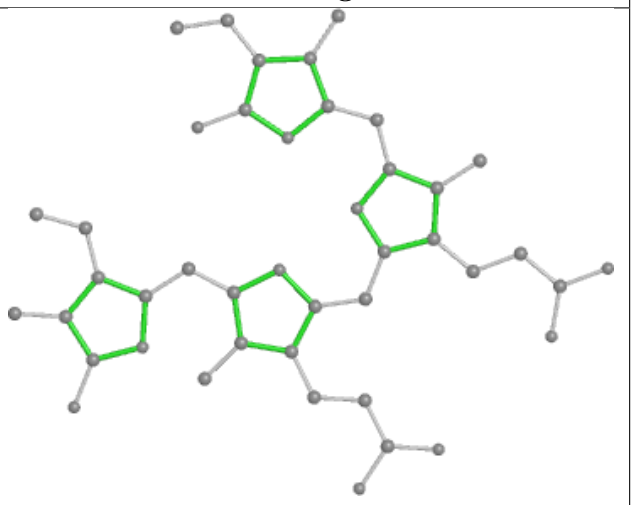

Rings

Ligand PEB s2 201

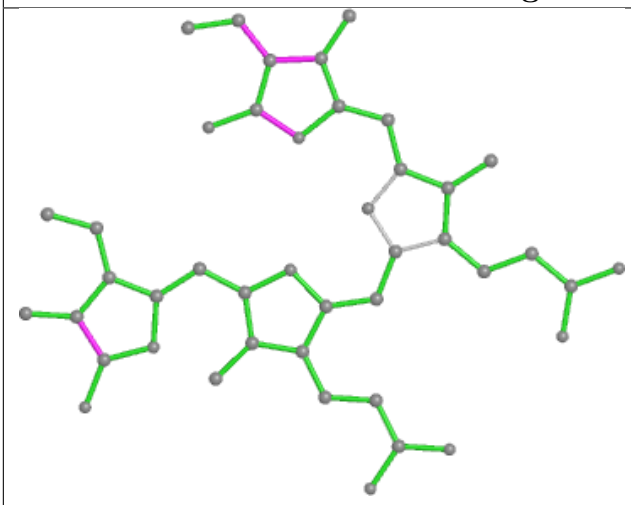

Bond lengths

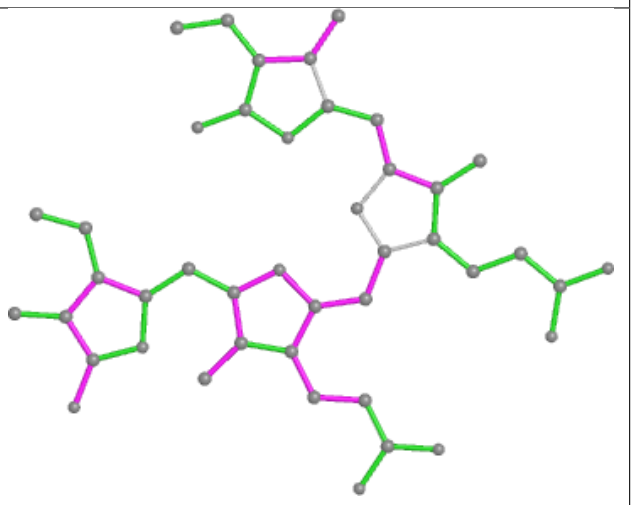

Bond angles

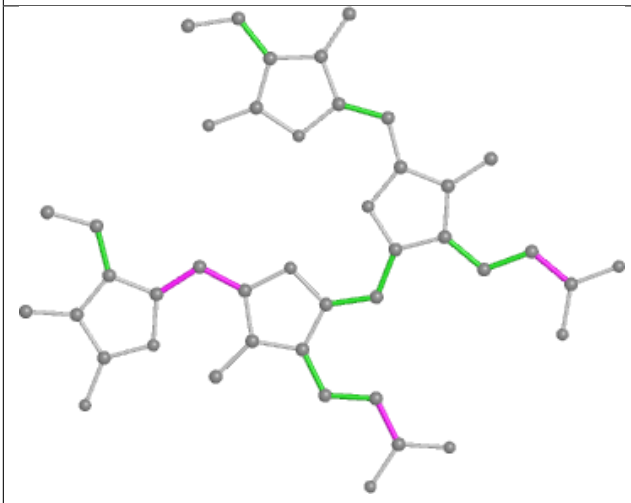

Torsions

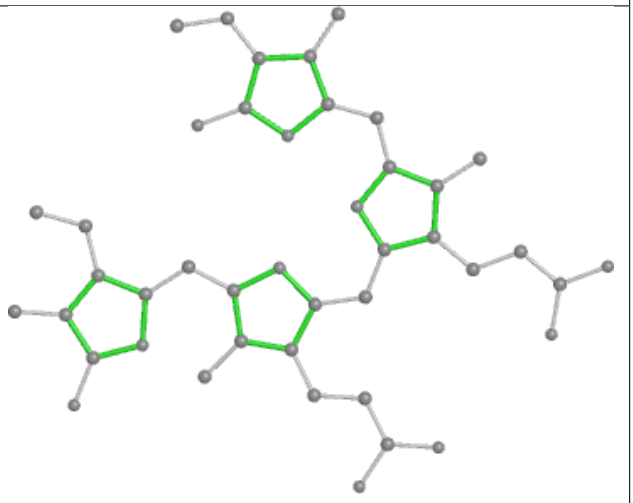

Rings

Ligand PEB s4 201

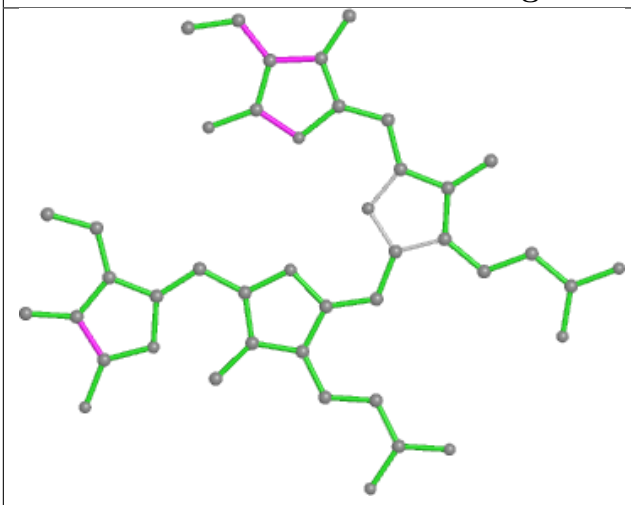

Bond lengths

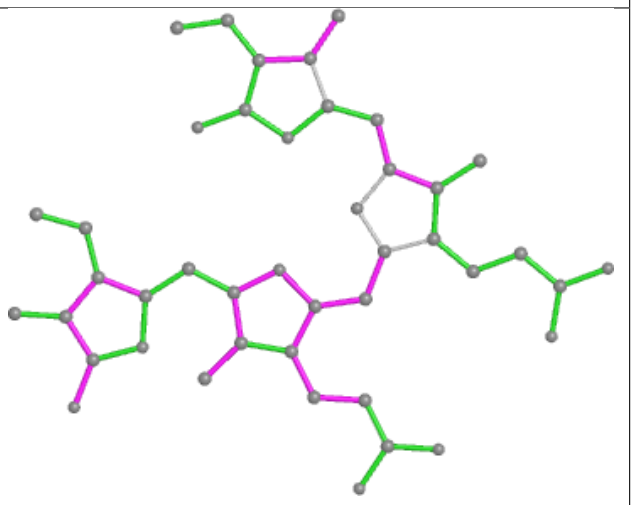

Bond angles

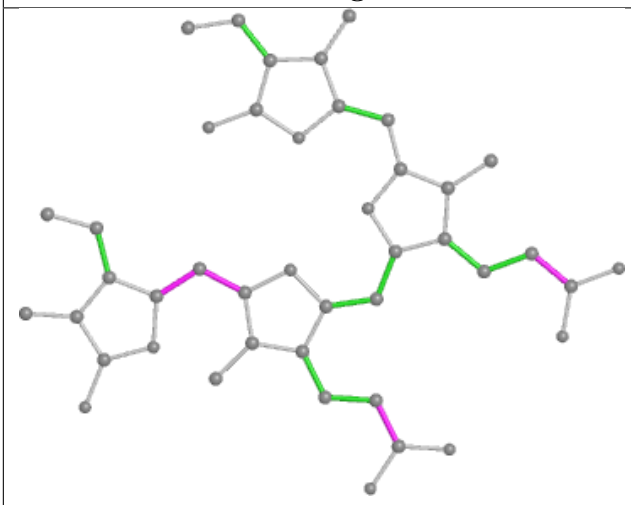

Torsions

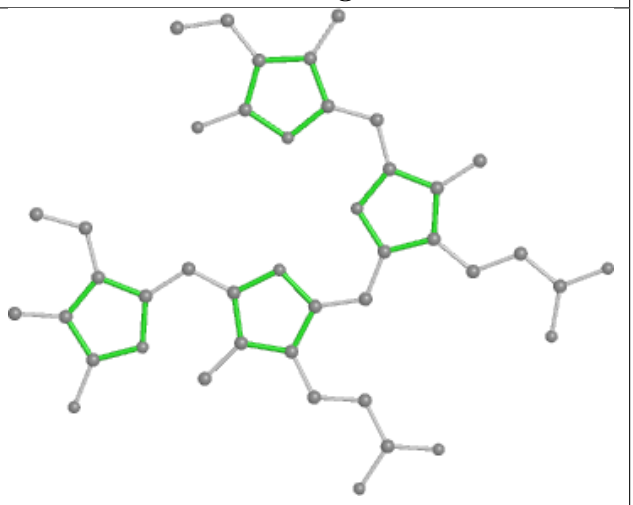

Rings

Ligand PUB x3 203

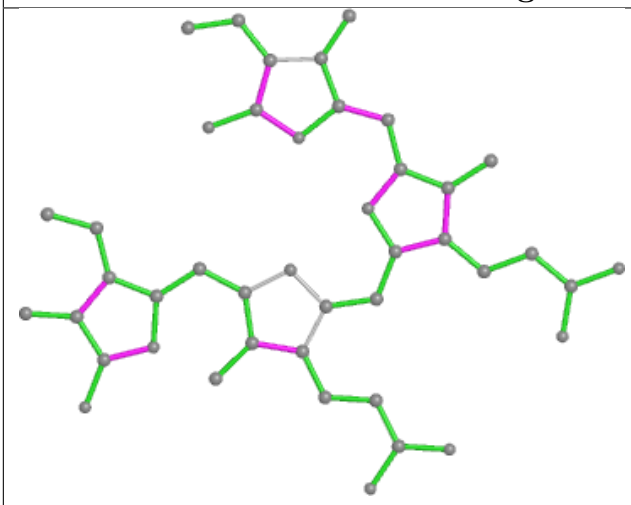

Bond lengths

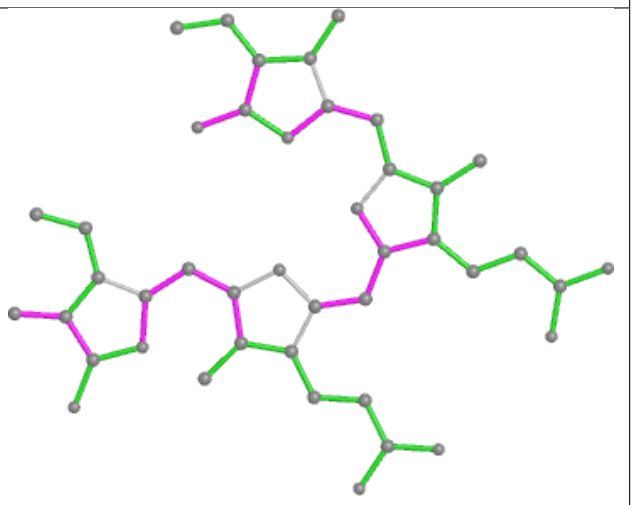

Bond angles

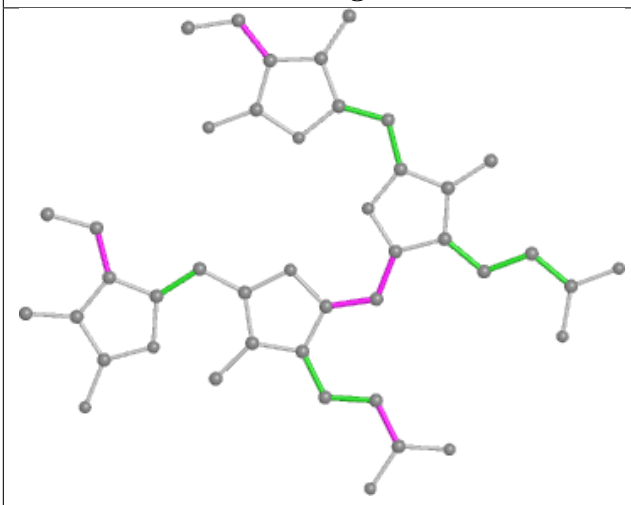

Torsions

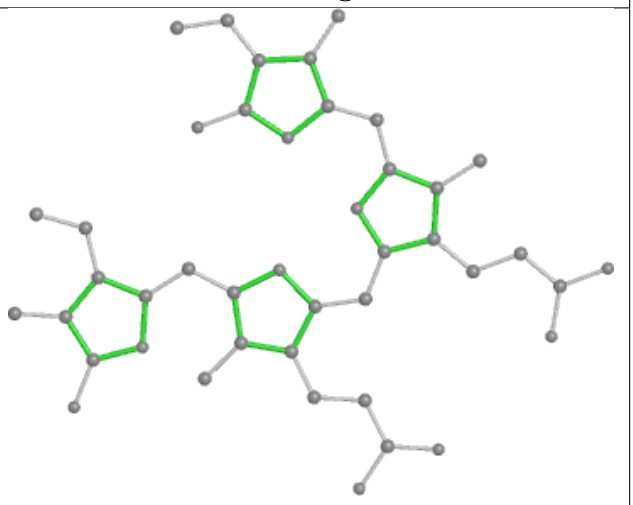

Rings

Ligand PEB y5 1002

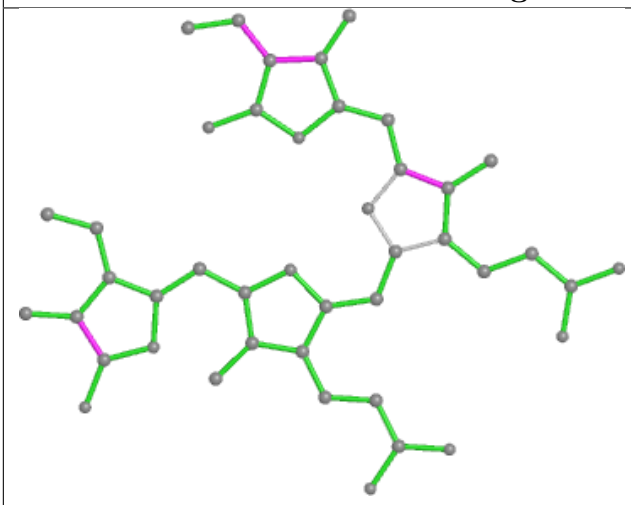

Bond lengths

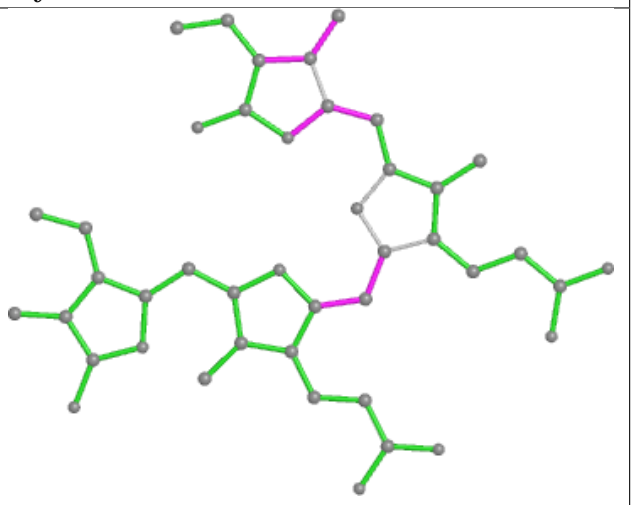

Bond angles

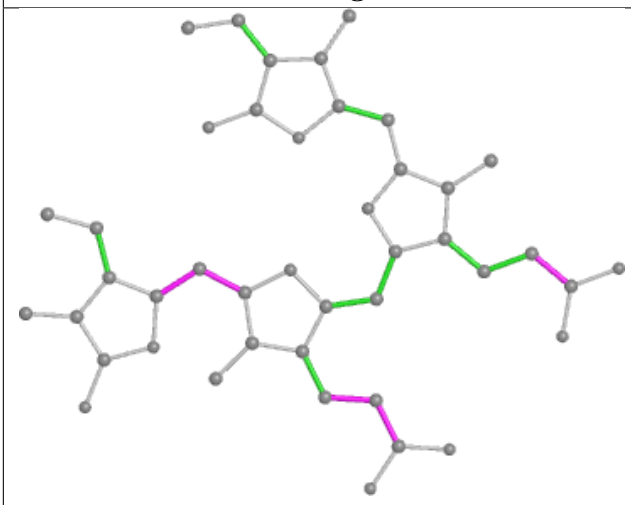

Torsions

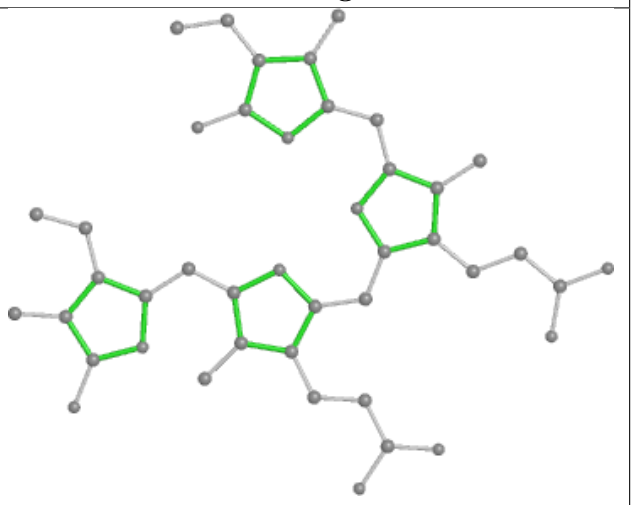

Rings

Ligand PEB r7 201

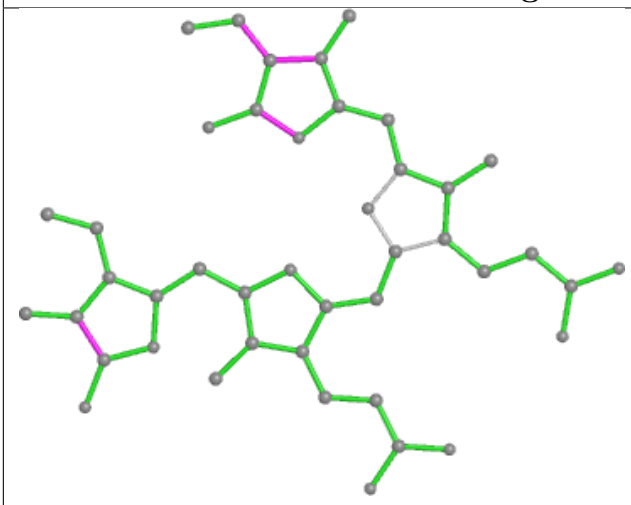

Bond lengths

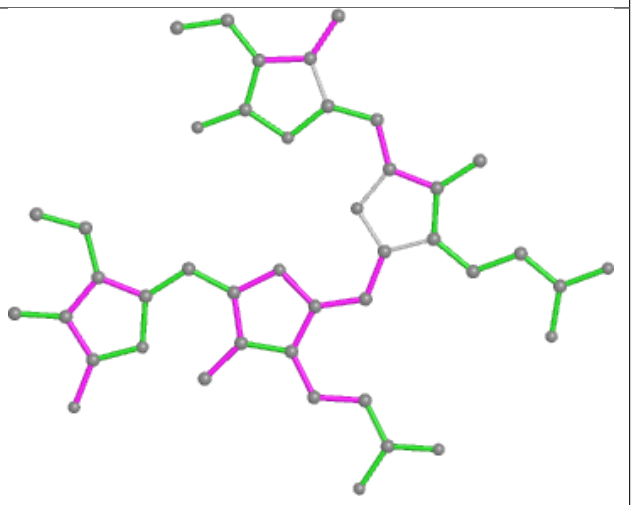

Bond angles

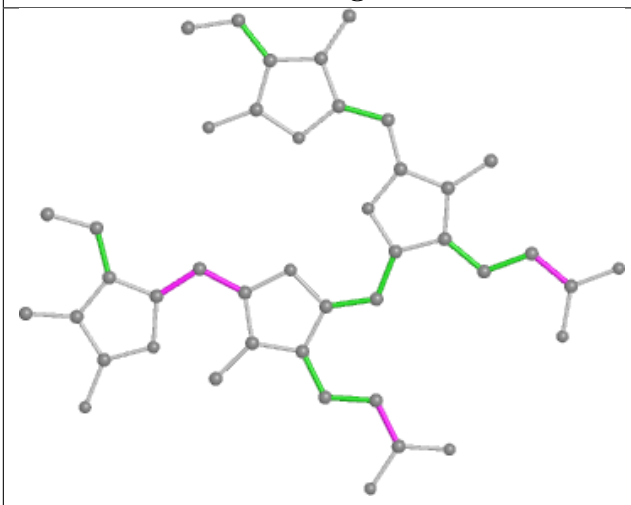

Torsions

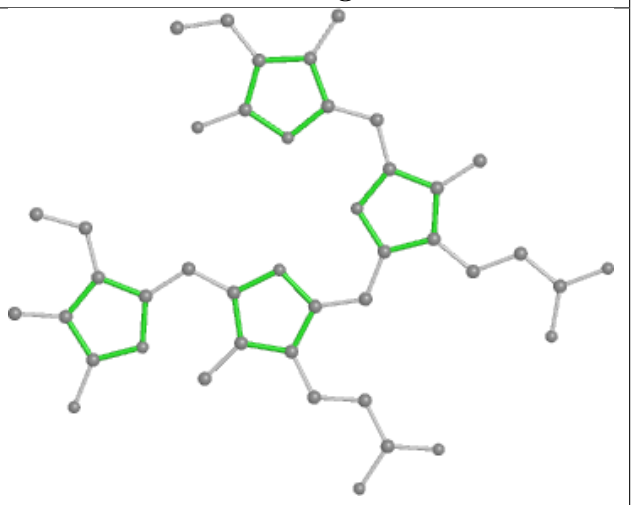

Rings

Ligand PEB fb 201

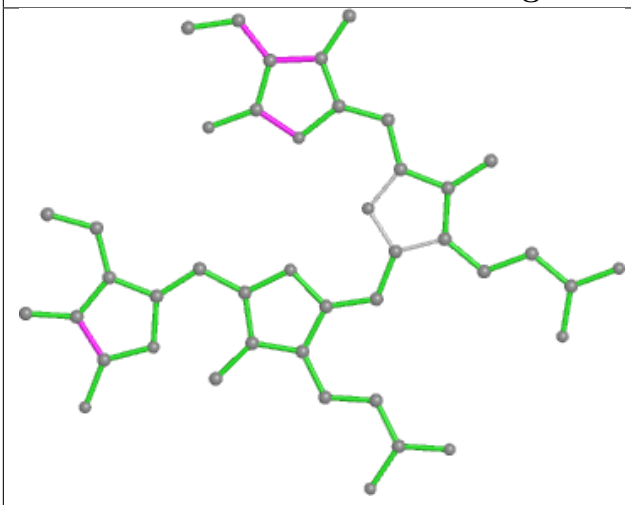

Bond lengths

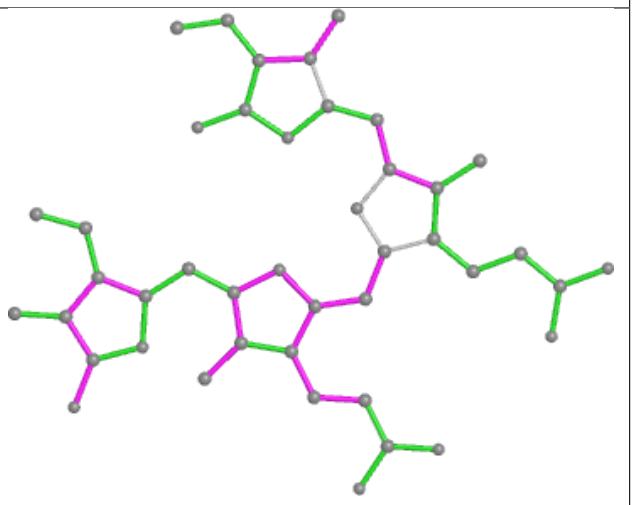

Bond angles

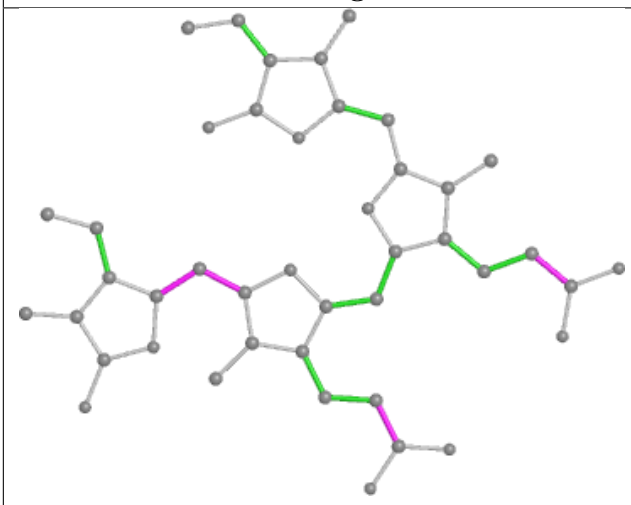

Torsions

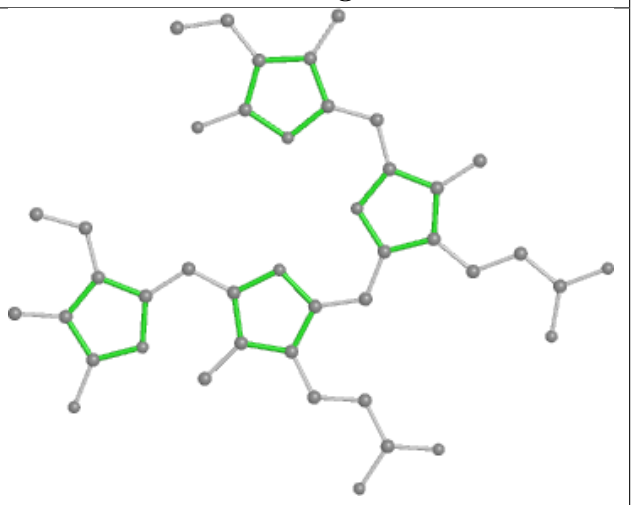

Rings

Ligand PEB x5 201

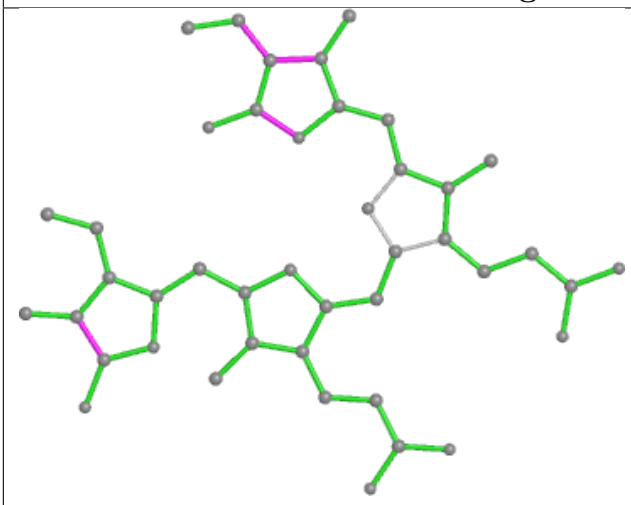

Bond lengths

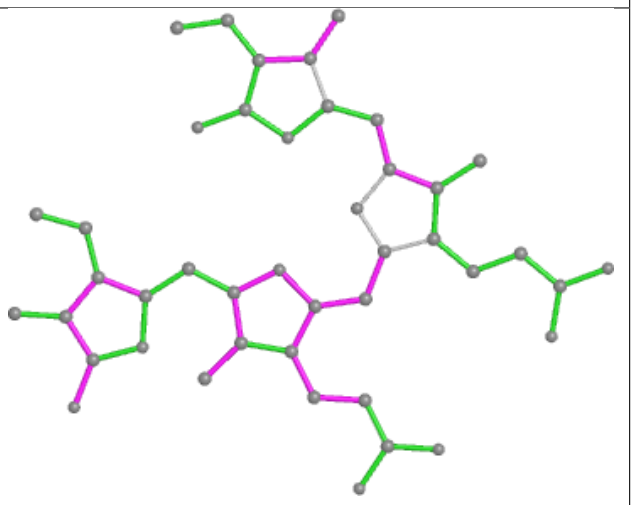

Bond angles

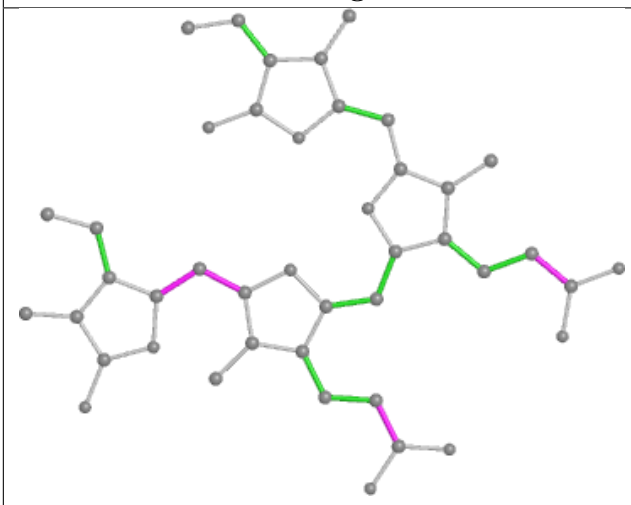

Torsions

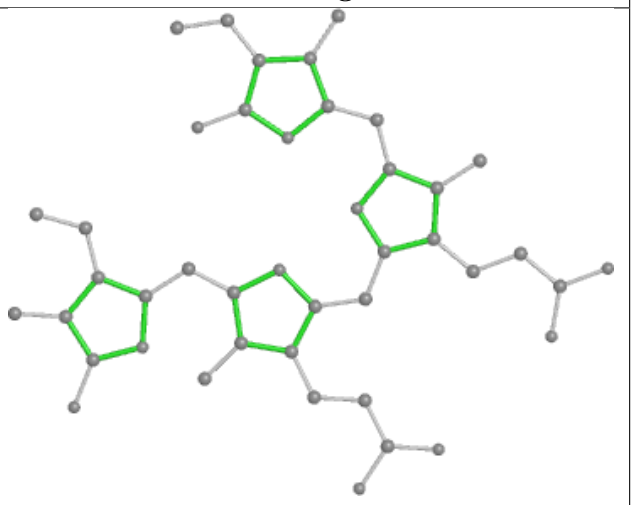

Rings

Ligand PEB iF 1002

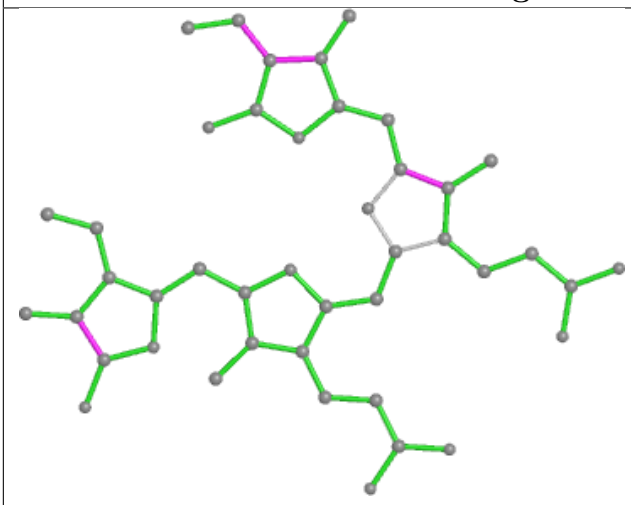

Bond lengths

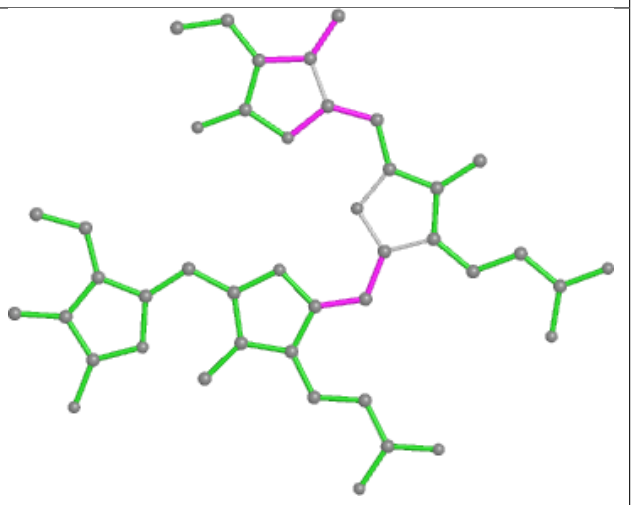

Bond angles

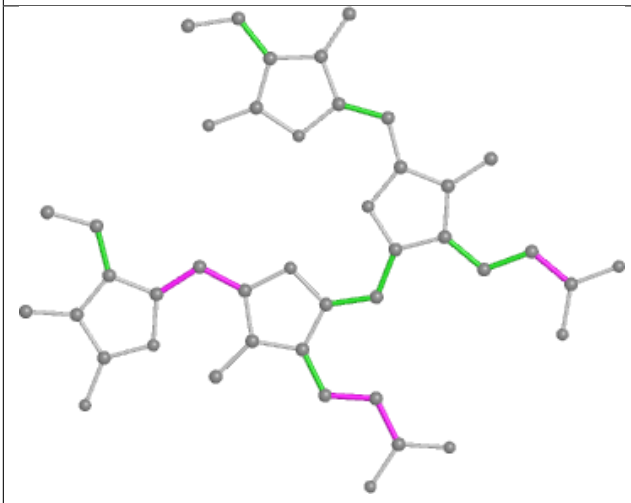

Torsions

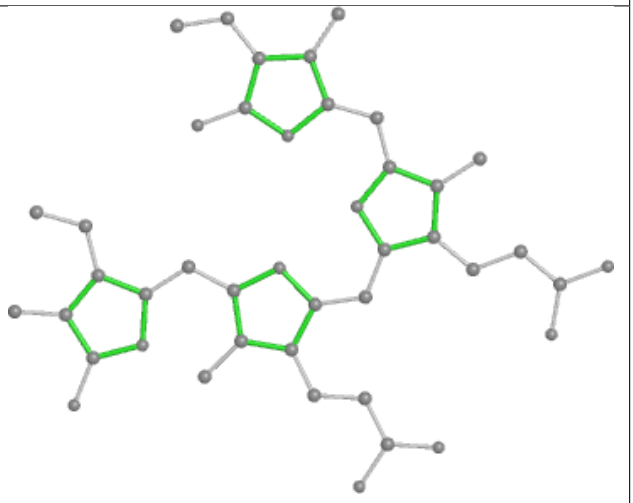

Rings

Ligand PEB Z5 303

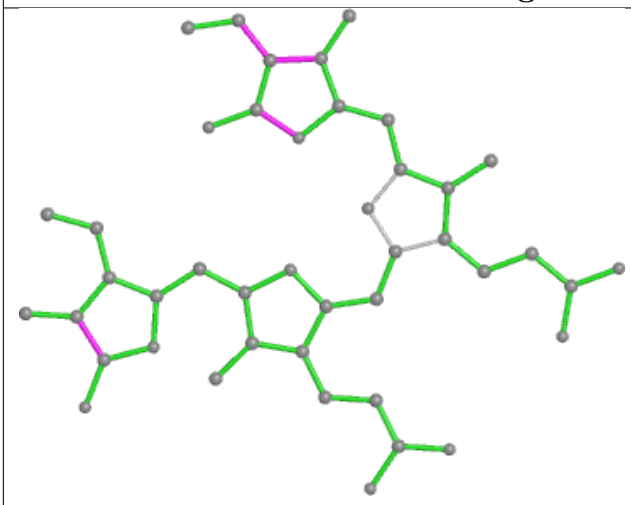

Bond lengths

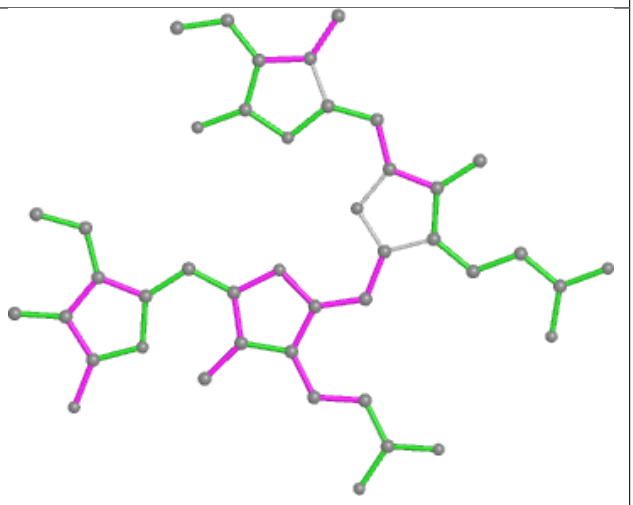

Bond angles

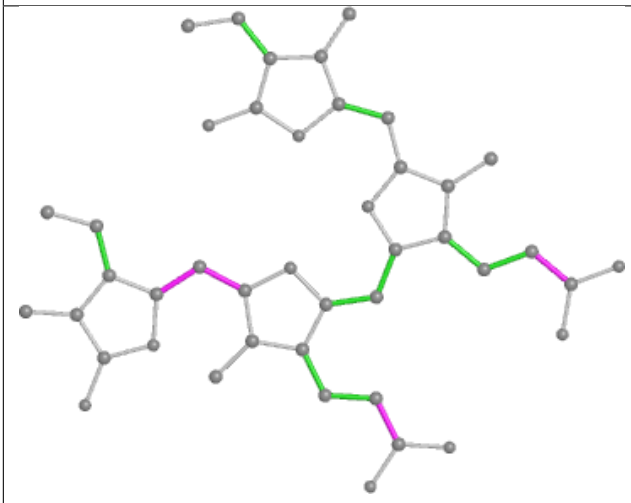

Torsions

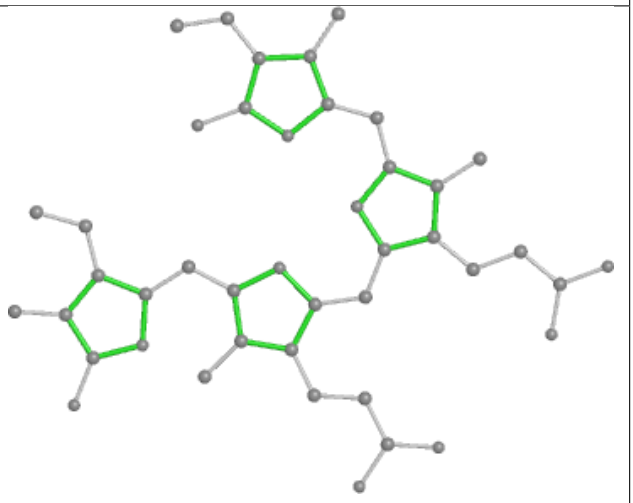

Rings

Ligand PEB aN 202

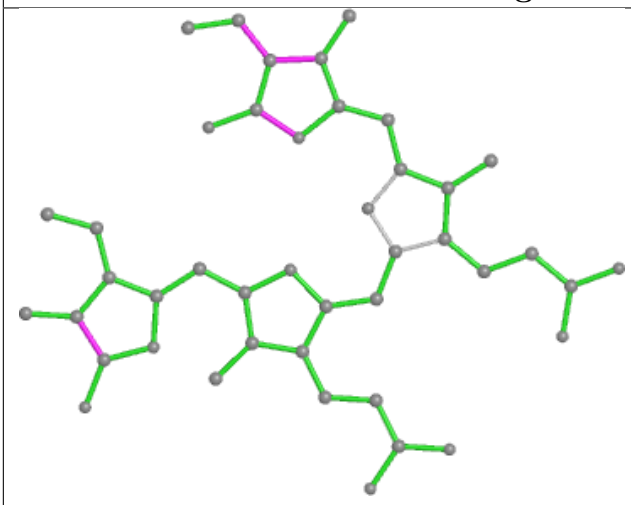

Bond lengths

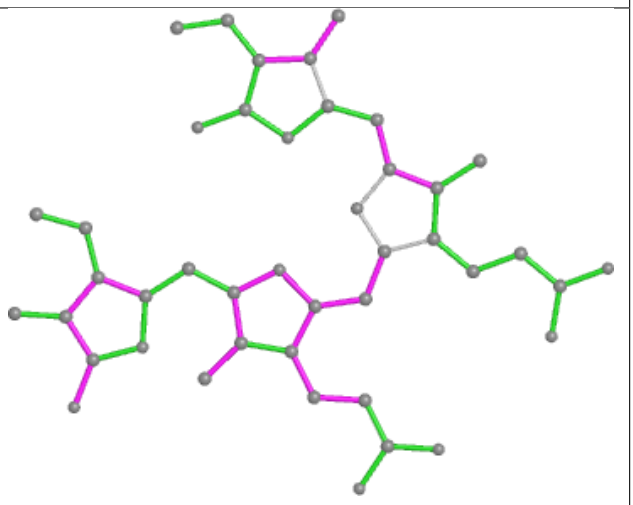

Bond angles

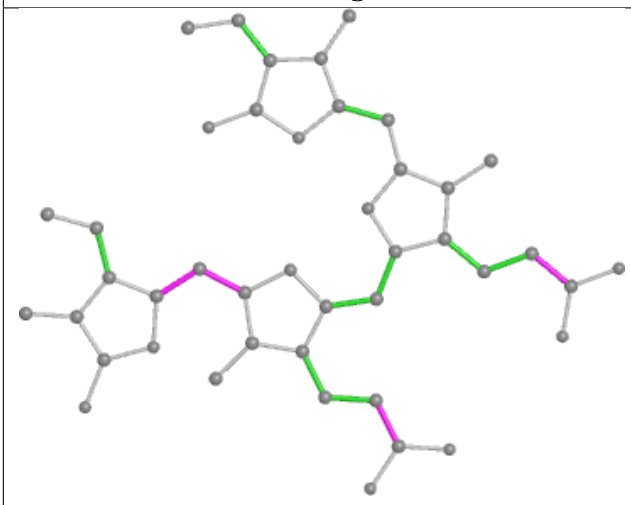

Torsions

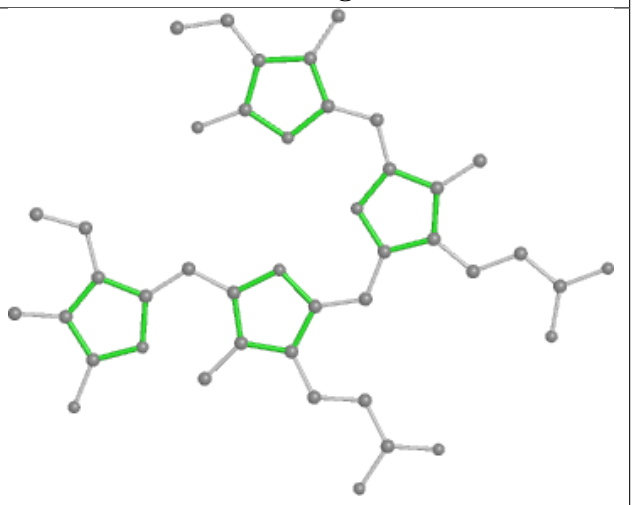

Rings

Ligand PUB hD 203

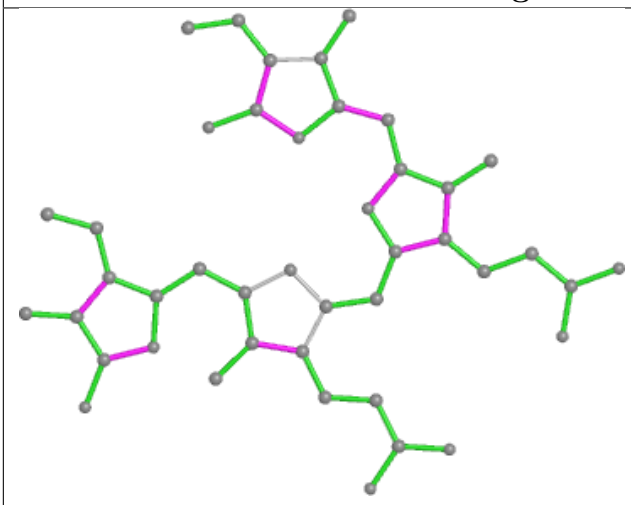

Bond lengths

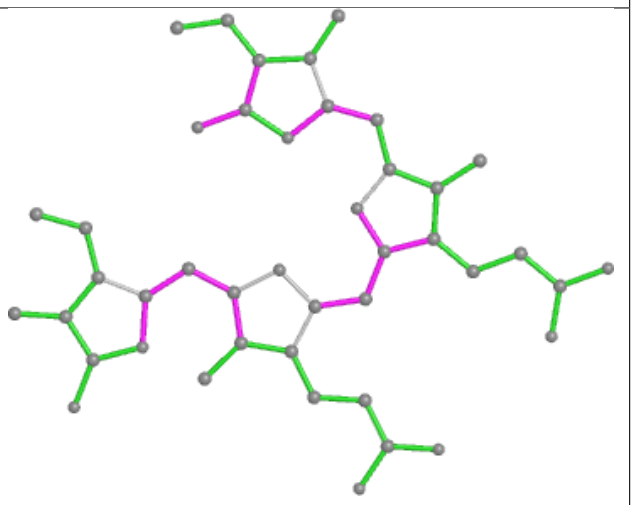

Bond angles

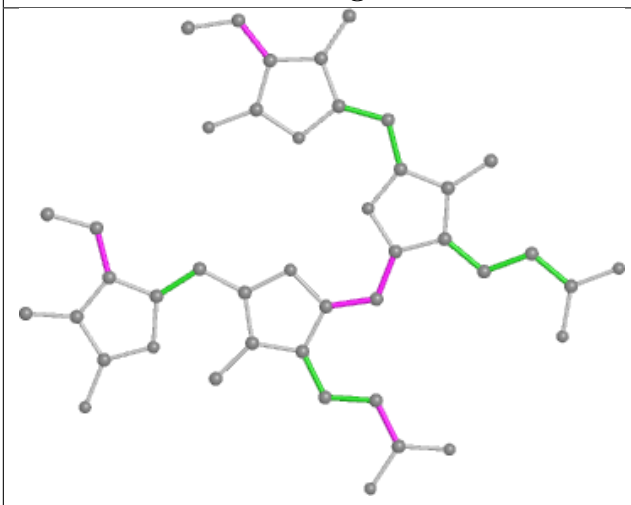

Torsions

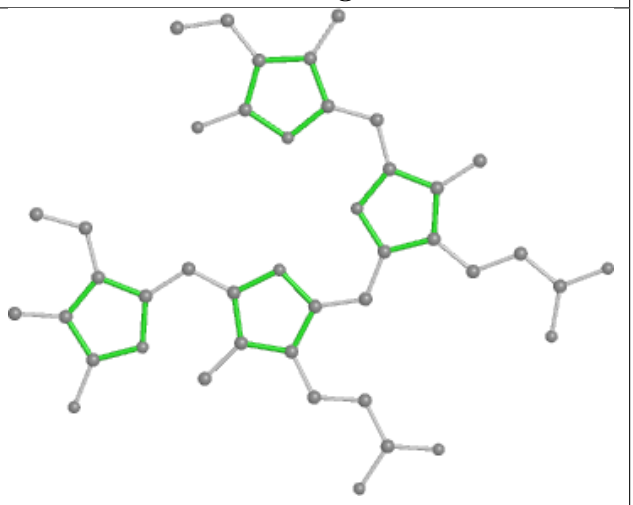

Rings

Ligand PEB a3 1002

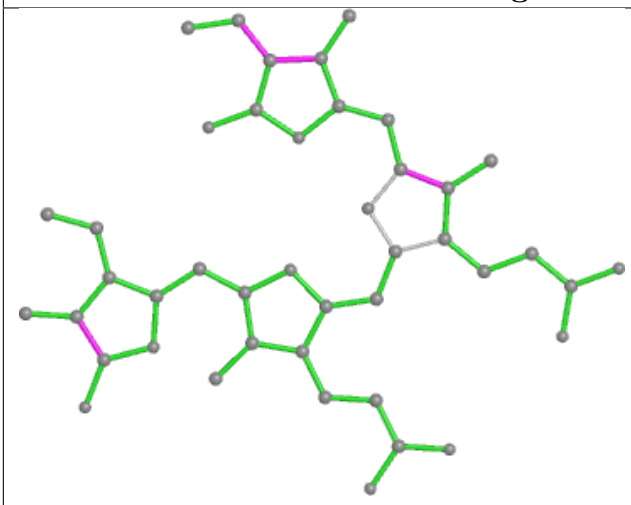

Bond lengths

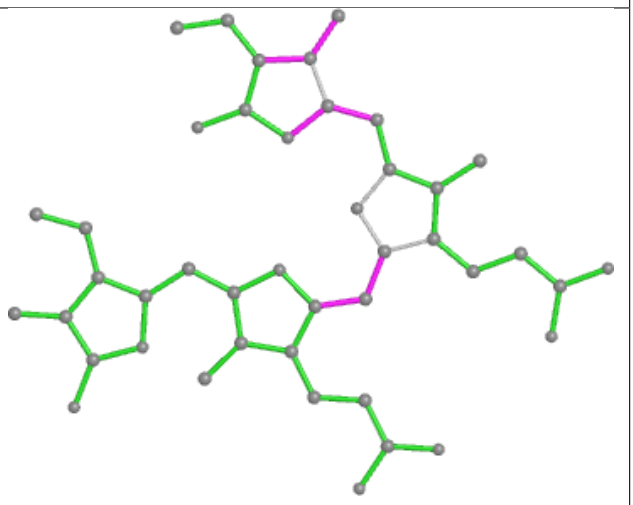

Bond angles

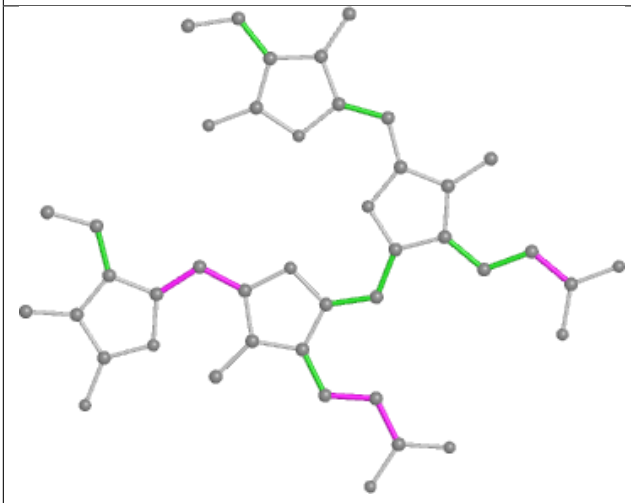

Torsions

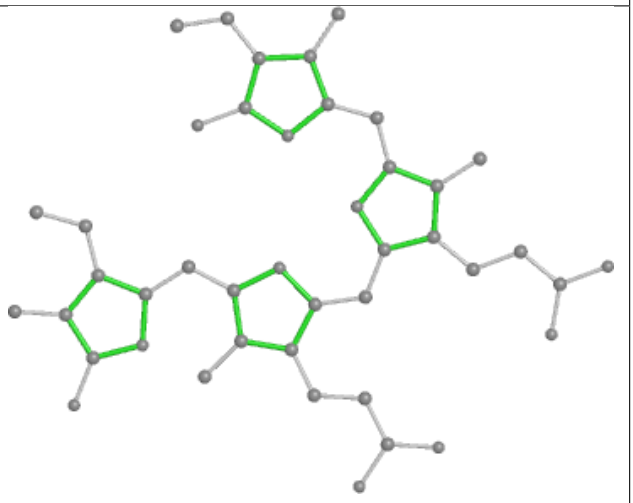

Rings

Ligand PEB m3 201

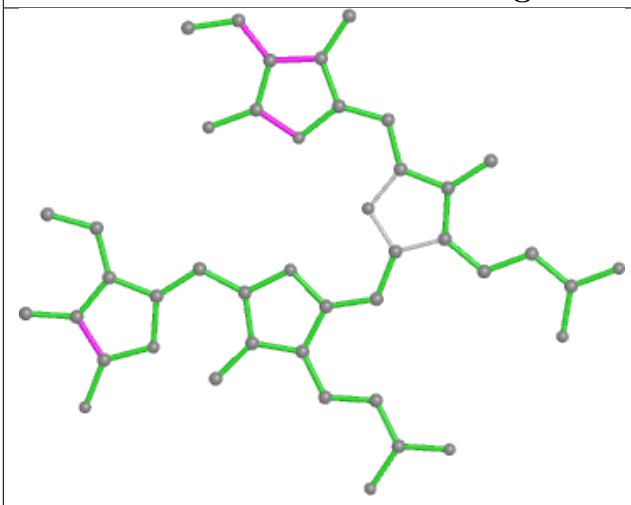

Bond lengths

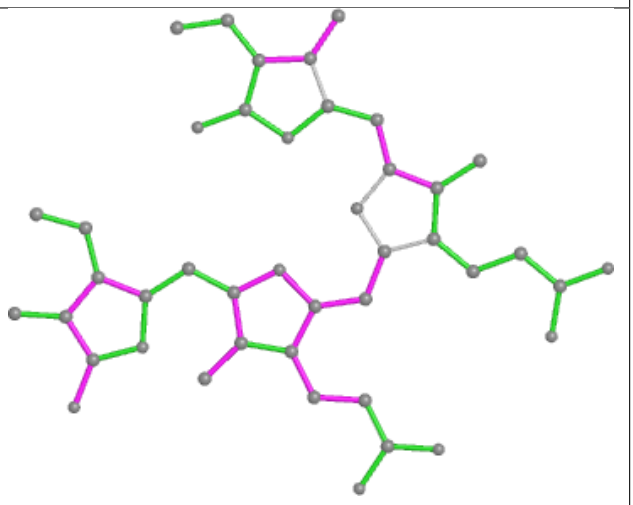

Bond angles

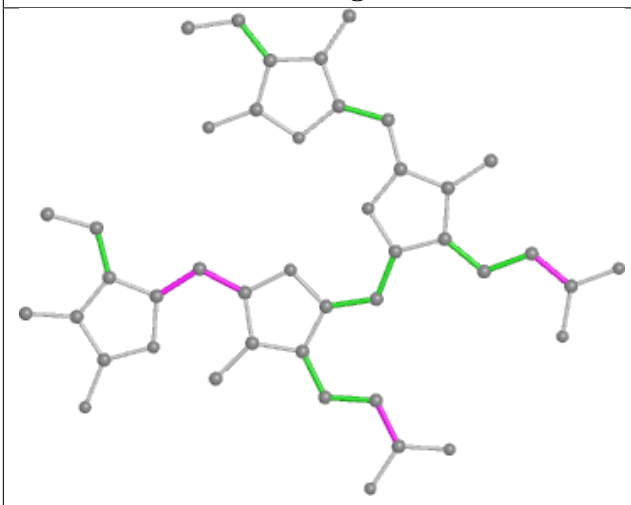

Torsions

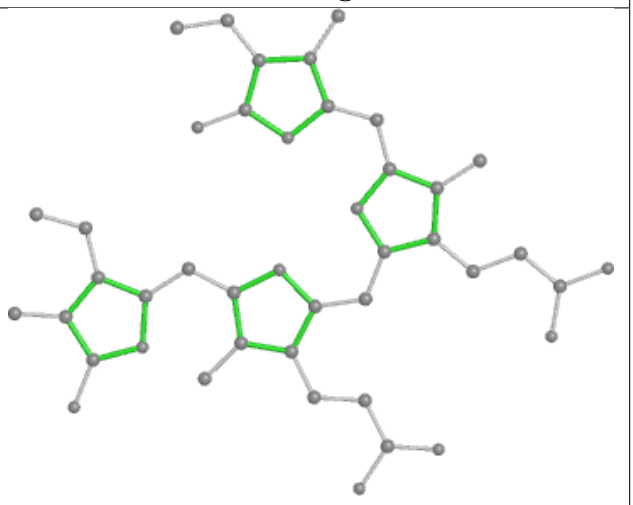

Rings

Ligand PEB aY 406

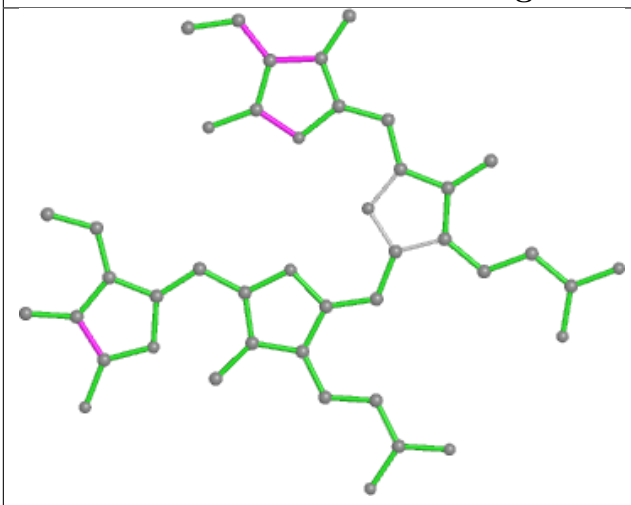

Bond lengths

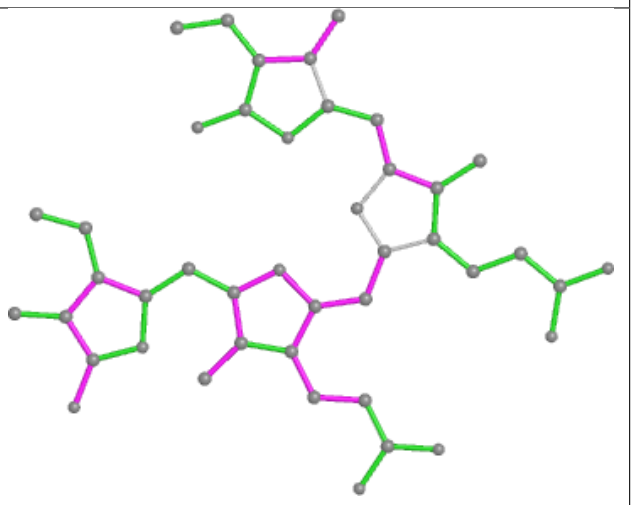

Bond angles

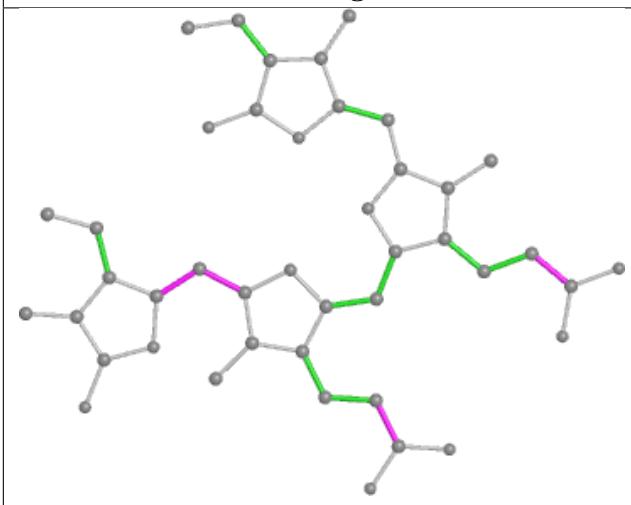

Torsions

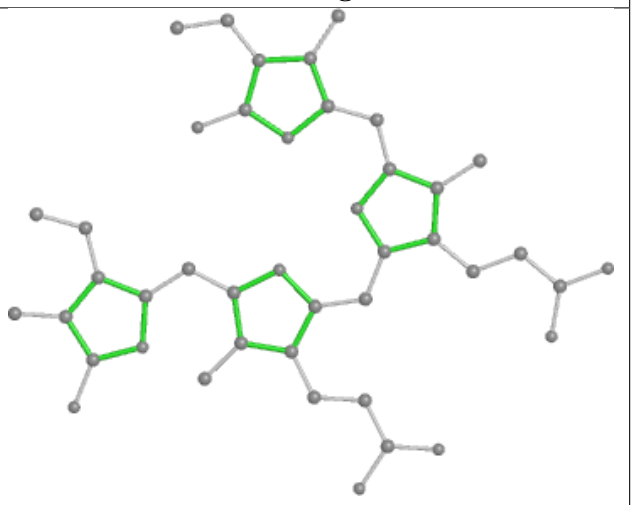

Rings

Ligand PEB m9 1001

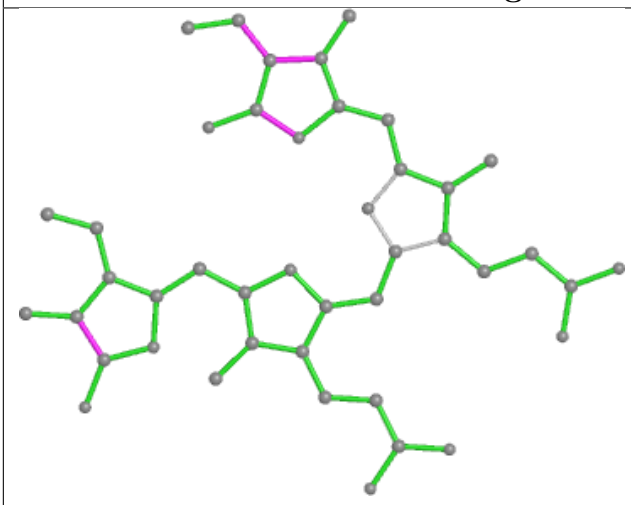

Bond lengths

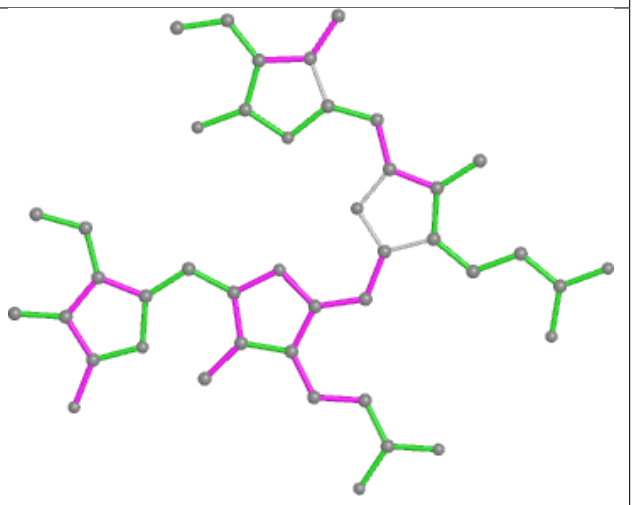

Bond angles

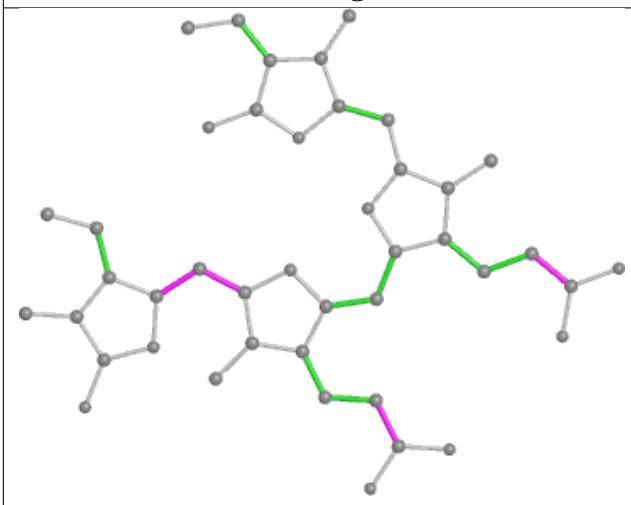

Torsions

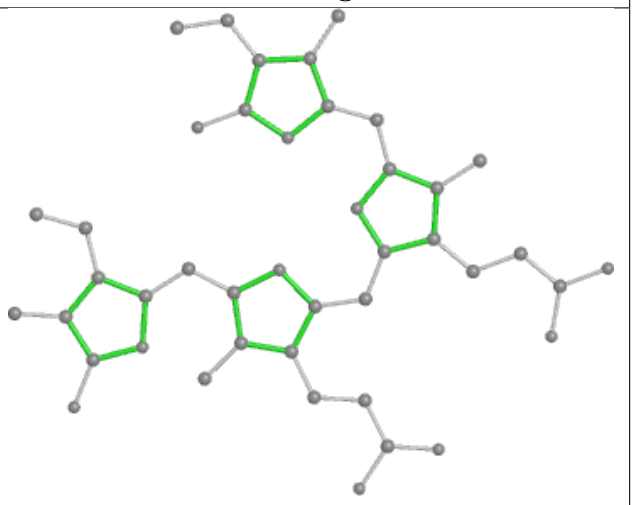

Rings

Ligand PUB cN 202

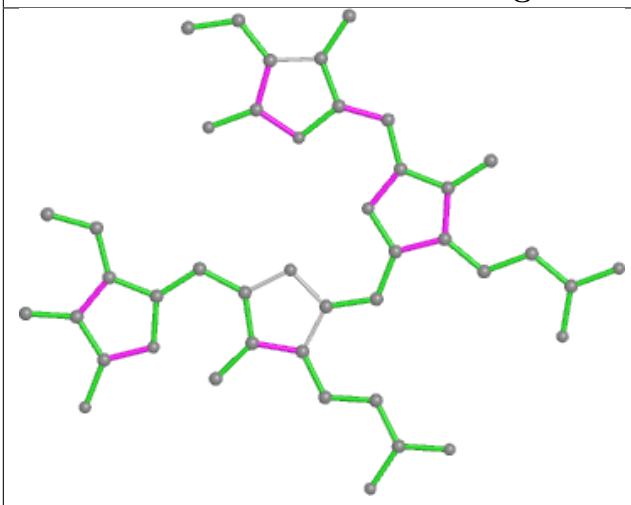

Bond lengths

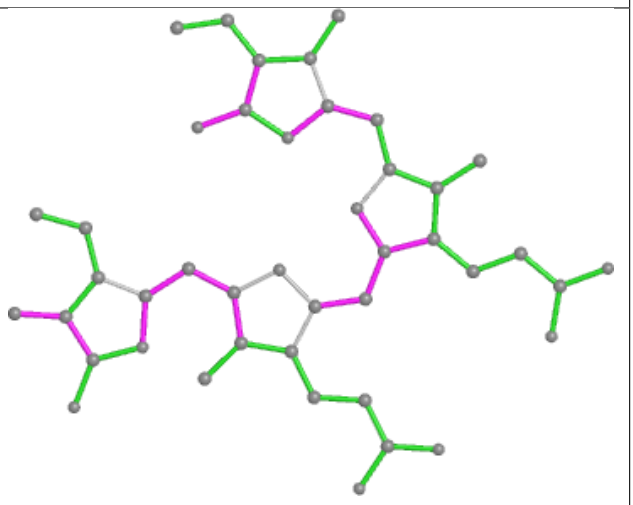

Bond angles

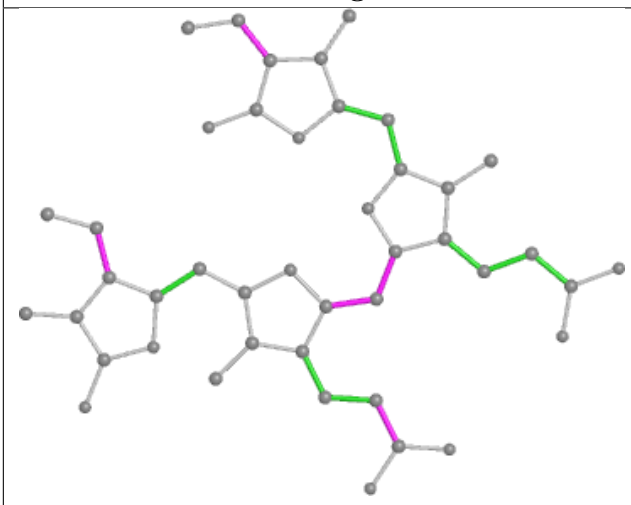

Torsions

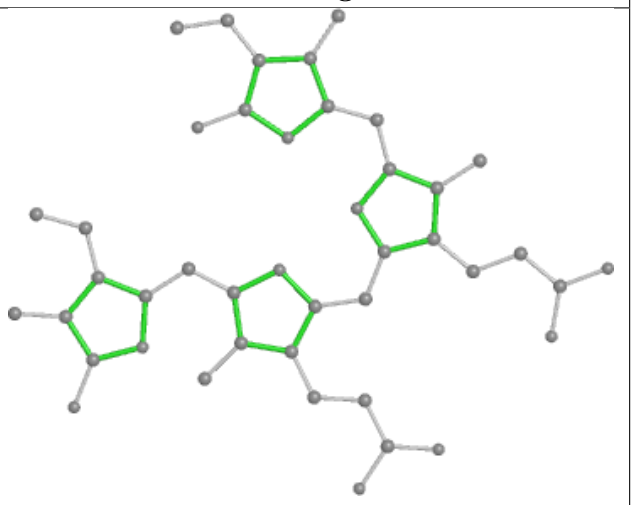

Rings

Ligand PUB dD 203

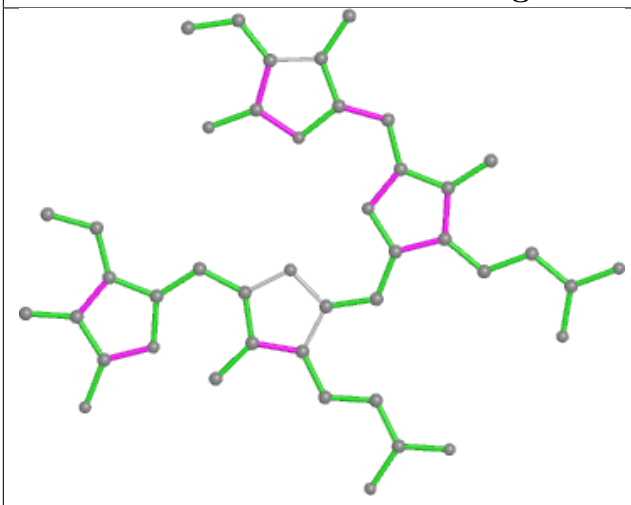

Bond lengths

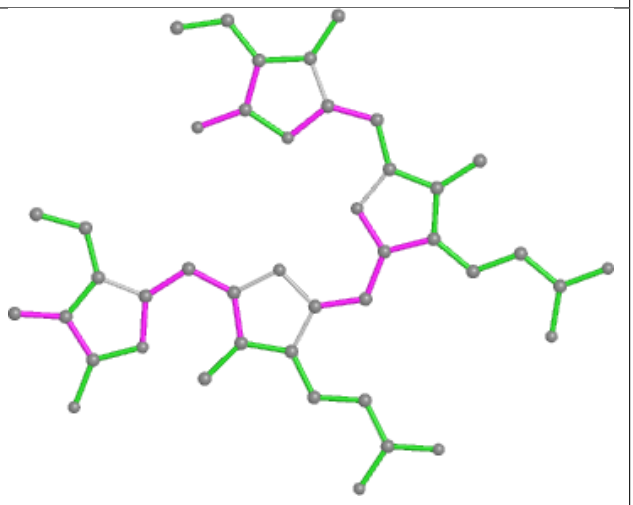

Bond angles

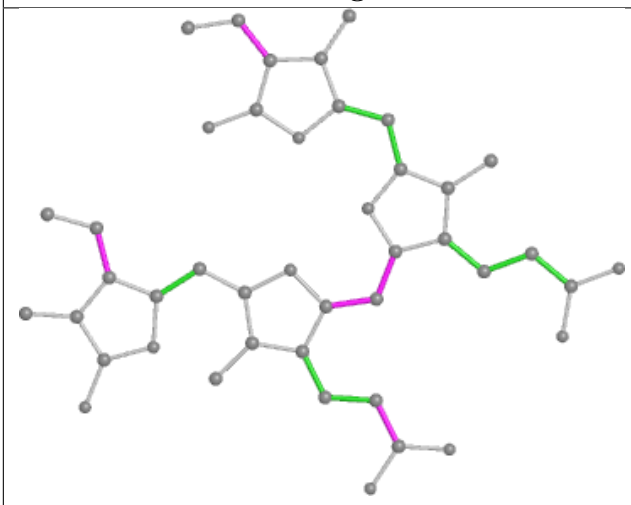

Torsions

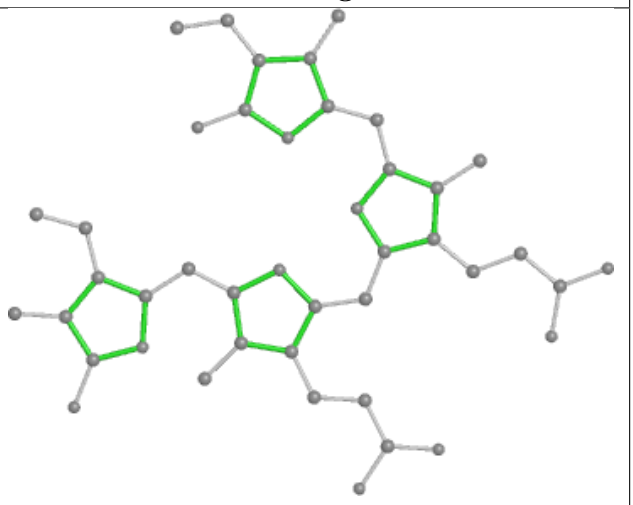

Rings

Ligand PEB dY 201

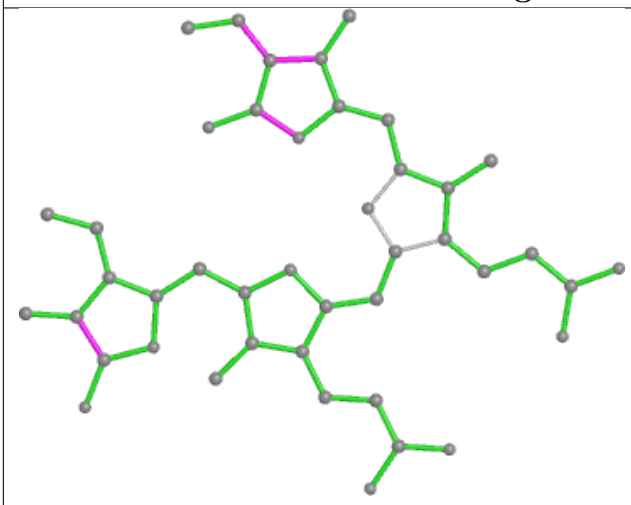

Bond lengths

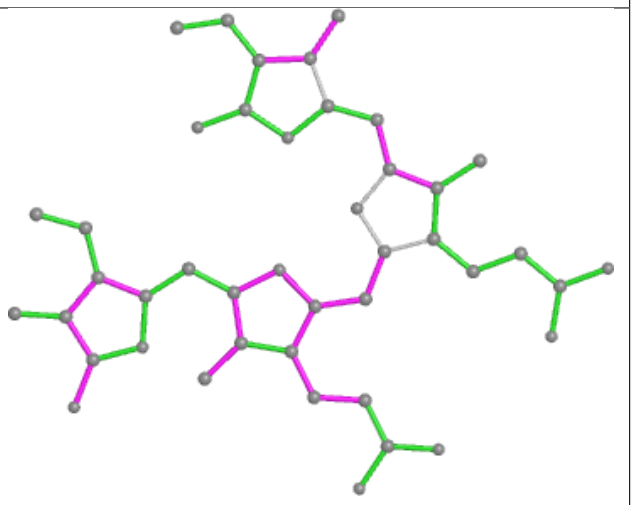

Bond angles

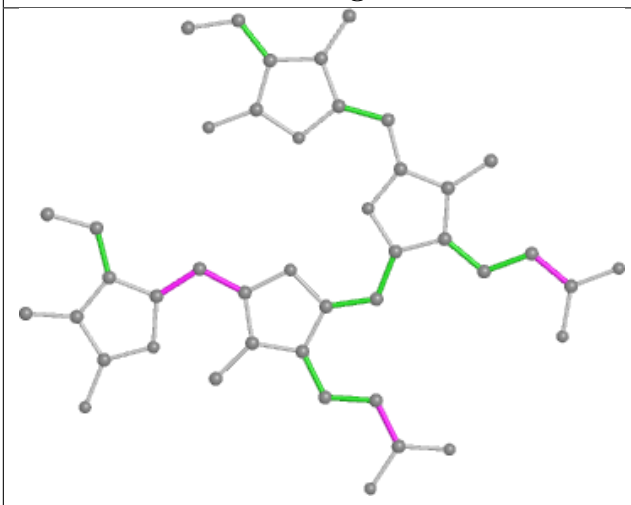

Torsions

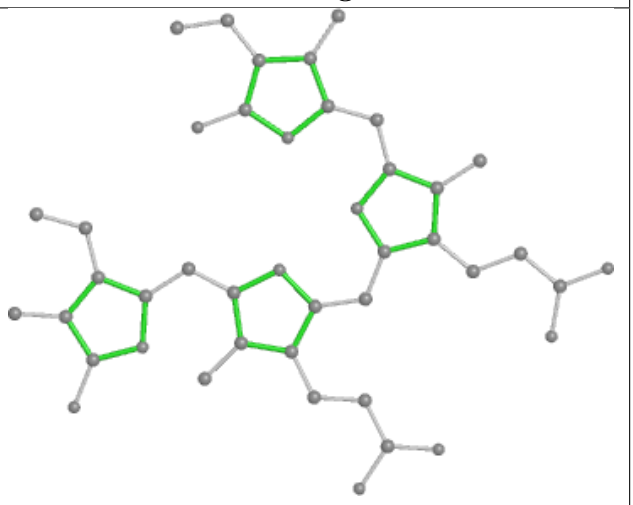

Rings

Ligand PEB A8 201

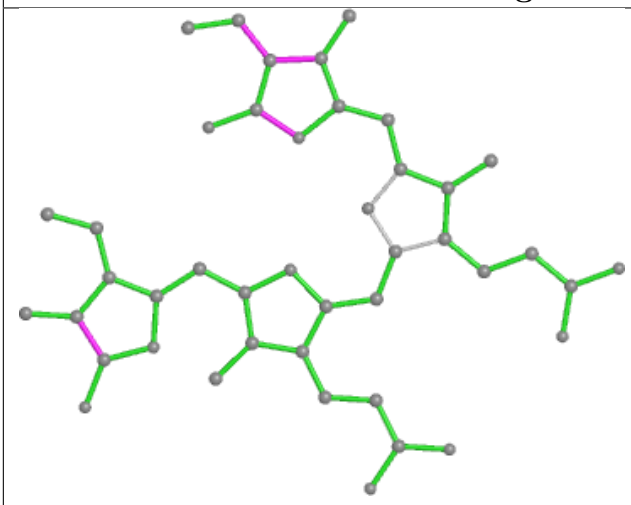

Bond lengths

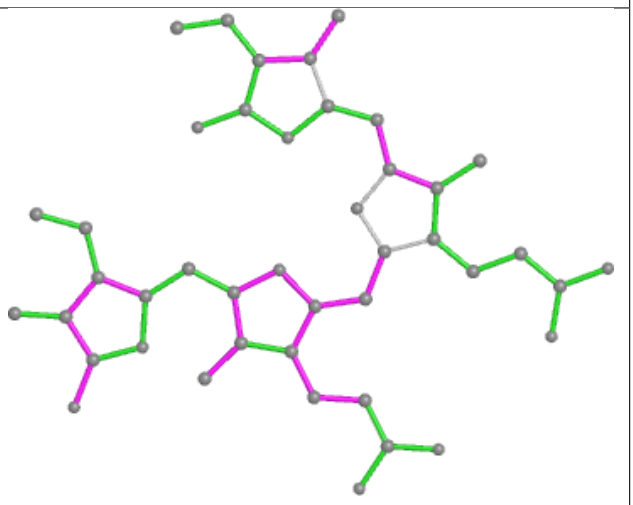

Bond angles

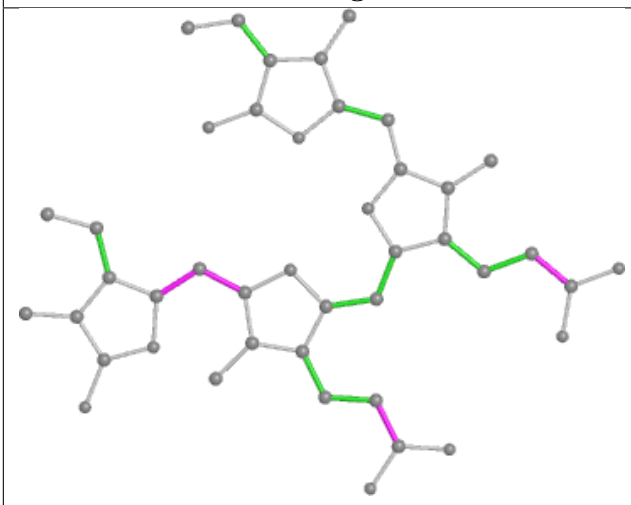

Torsions

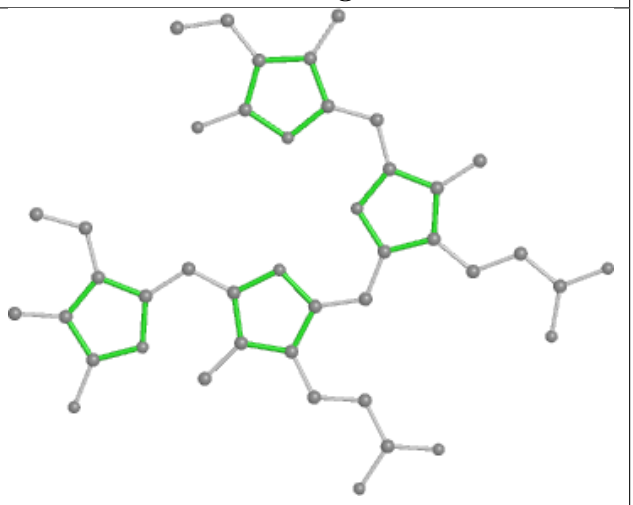

Rings

Ligand PUB an 202

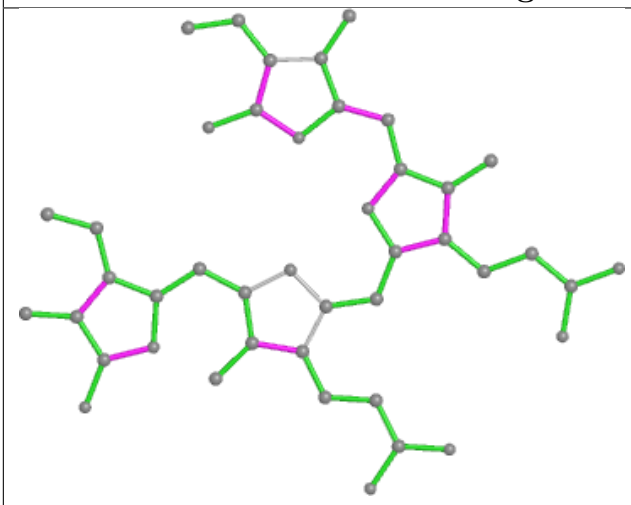

Bond lengths

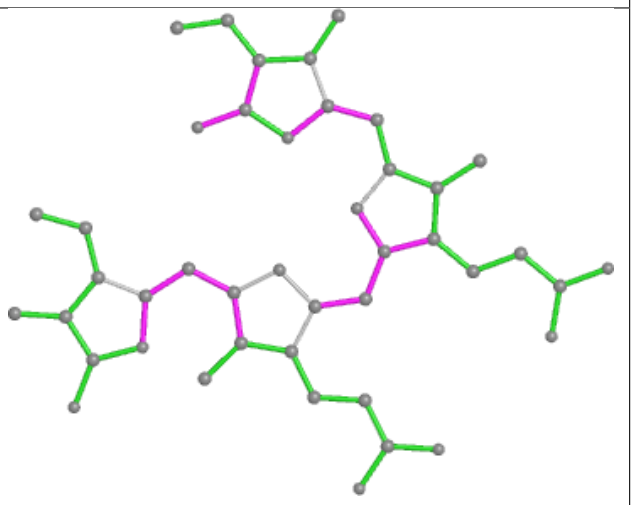

Bond angles

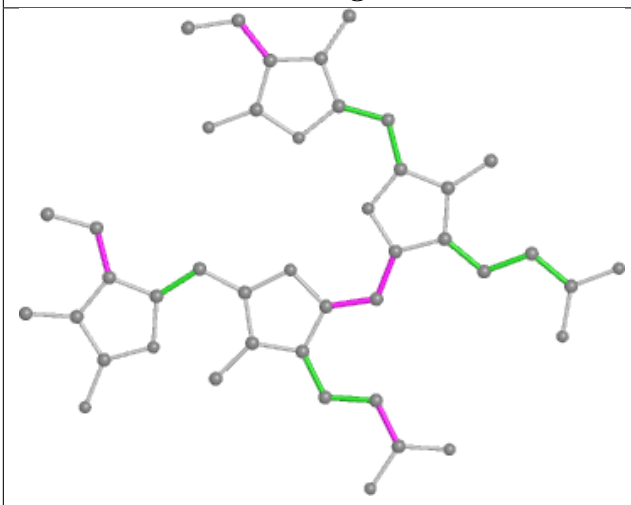

Torsions

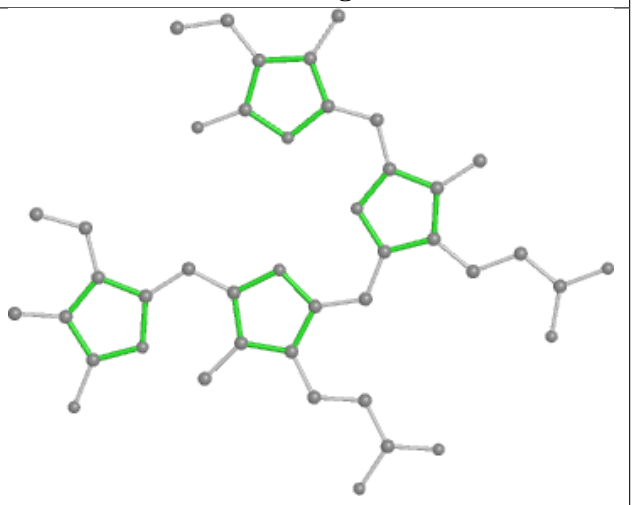

Rings

Ligand PEB eH 202

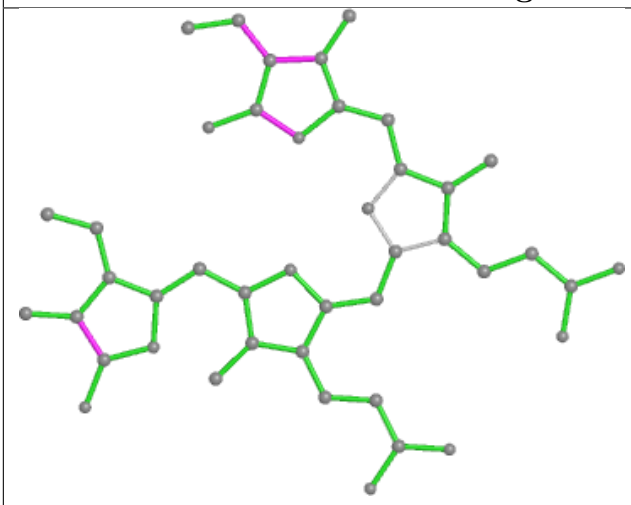

Bond lengths

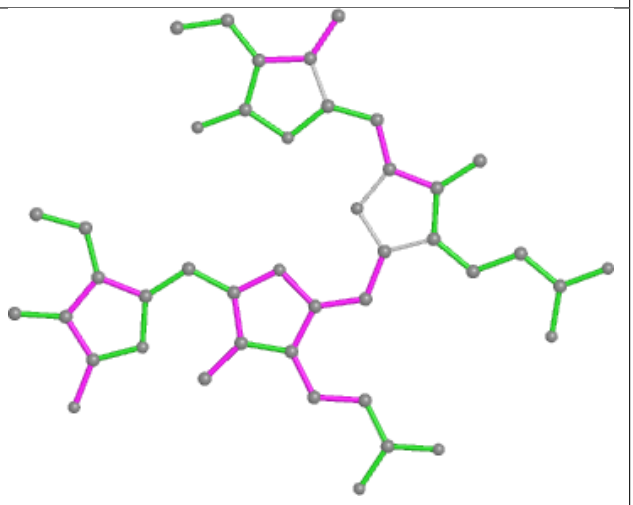

Bond angles

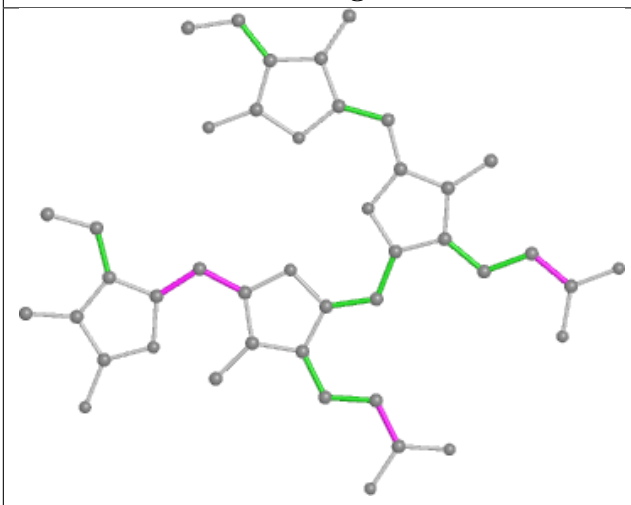

Torsions

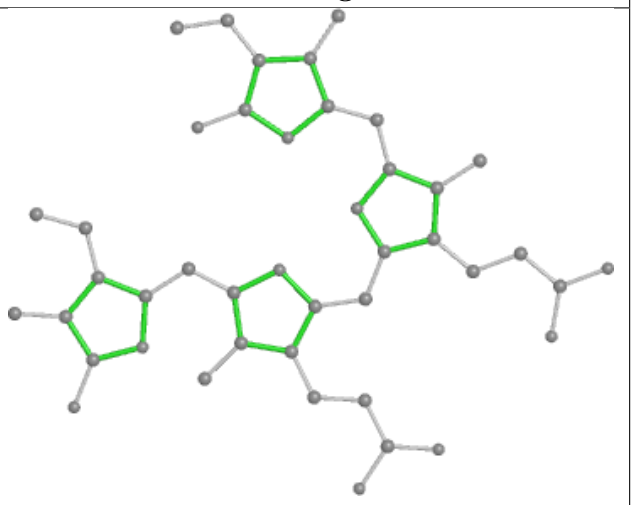

Rings

Ligand PEB b8 1001

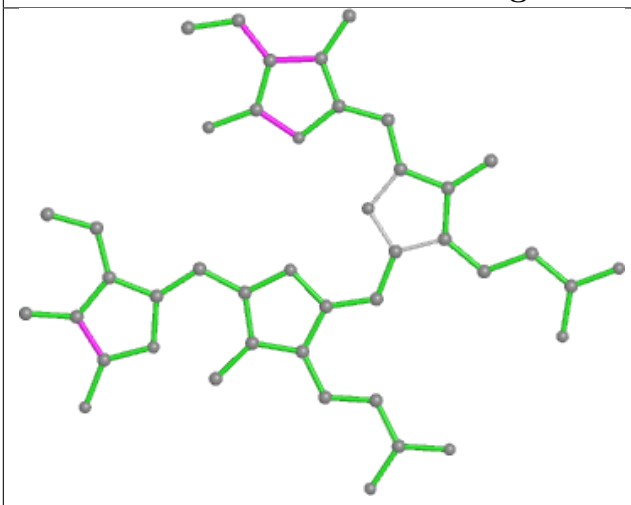

Bond lengths

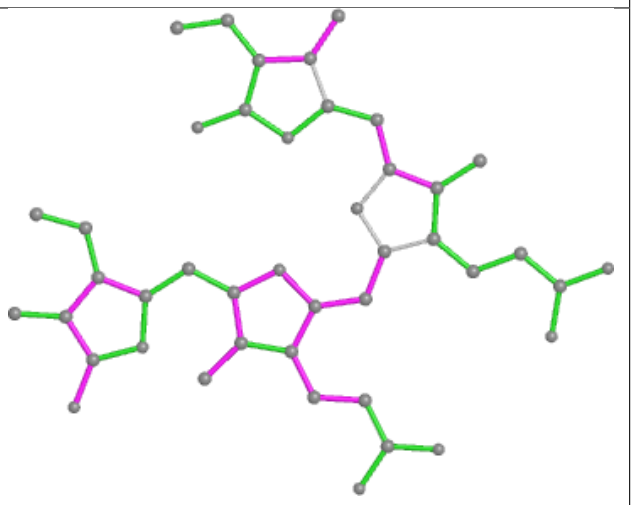

Bond angles

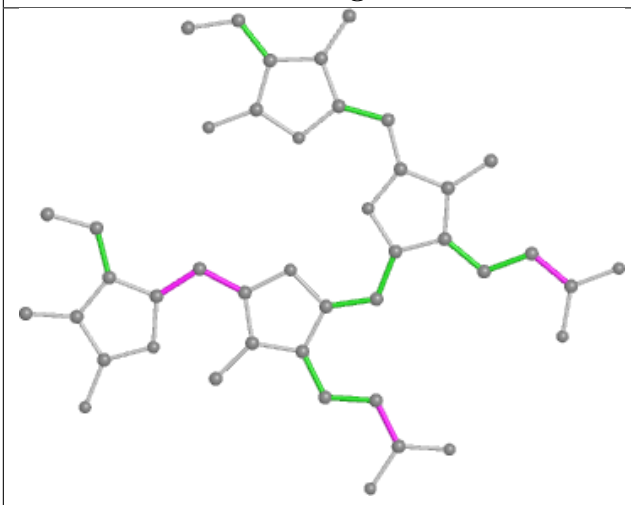

Torsions

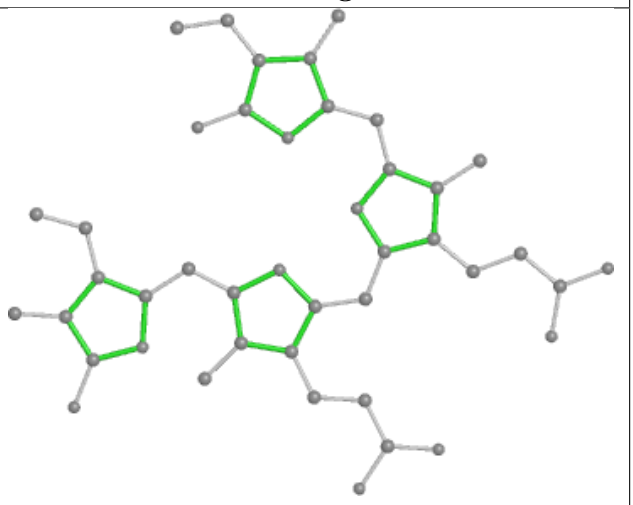

Rings

Ligand PUB dh 203

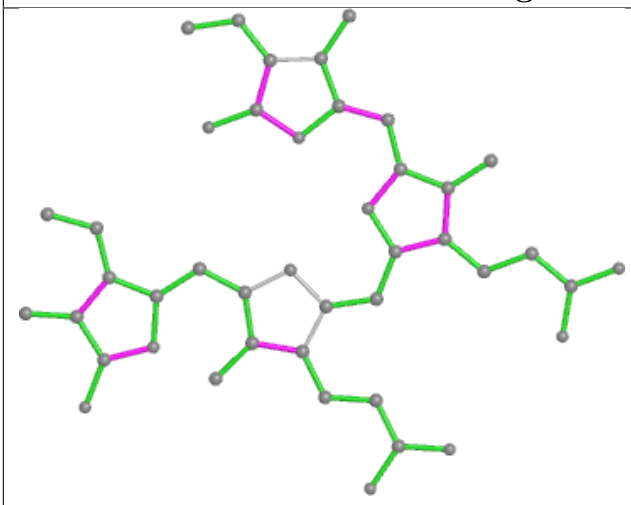

Bond lengths

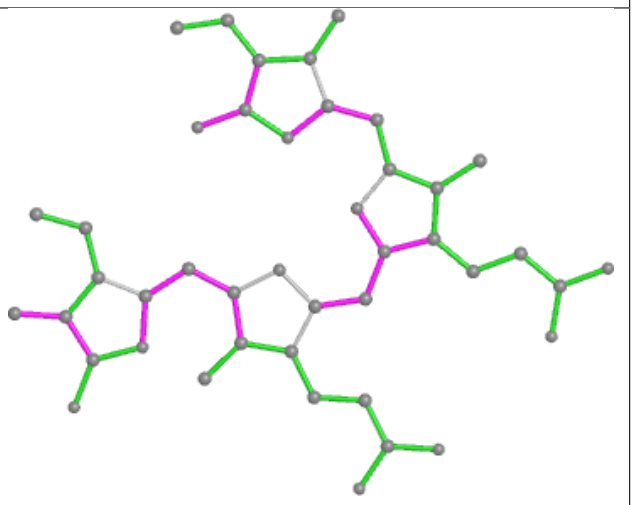

Bond angles

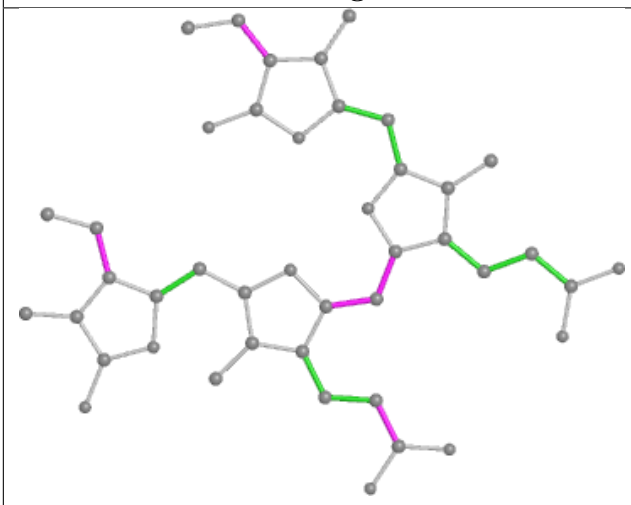

Torsions

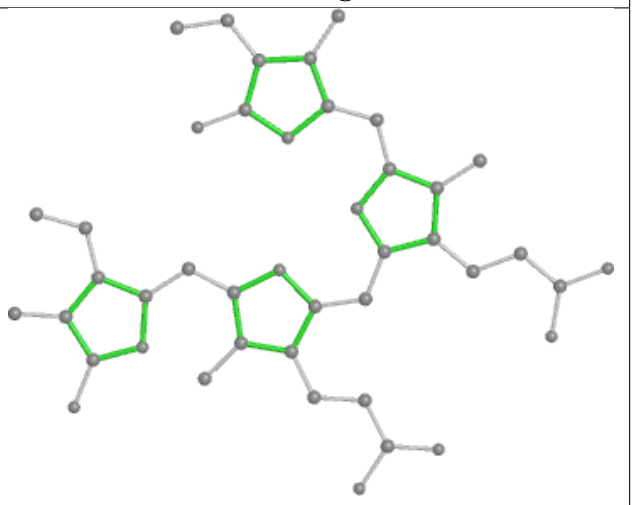

Rings

Ligand PEB cq 202

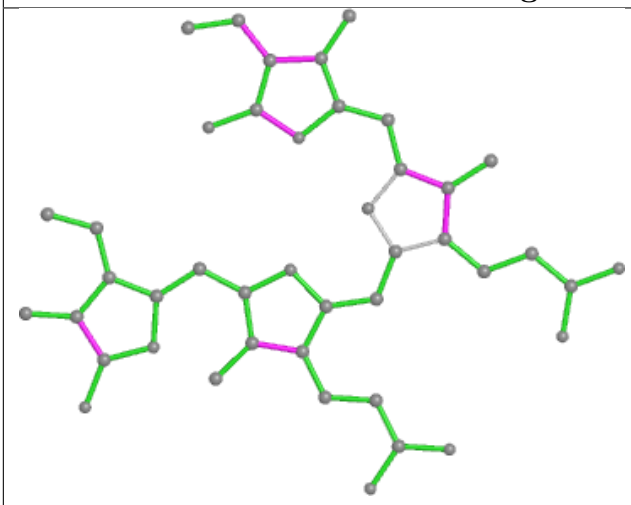

Bond lengths

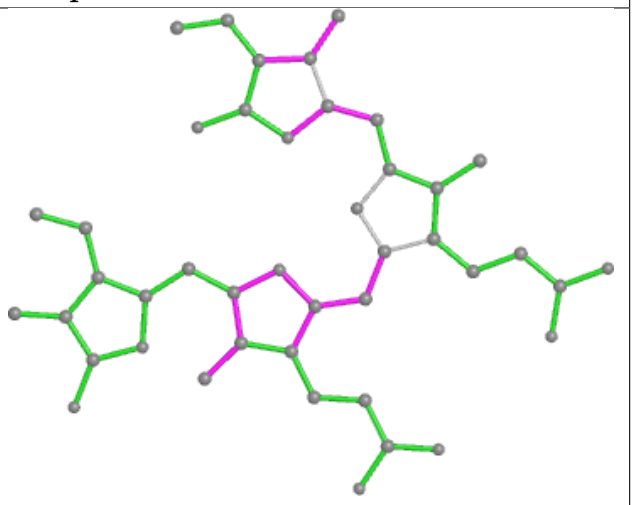

Bond angles

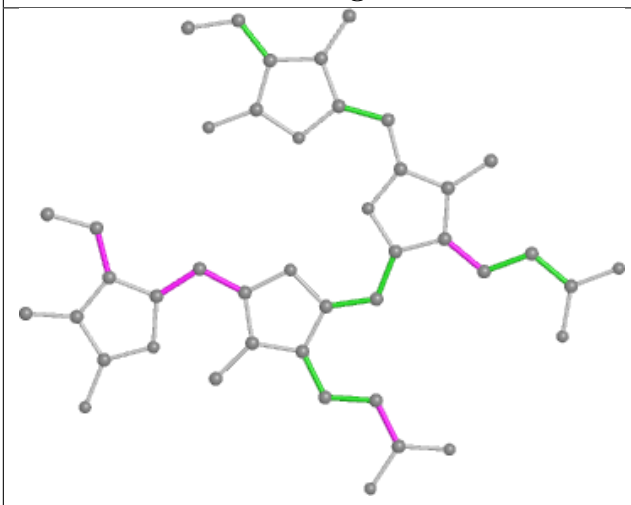

Torsions

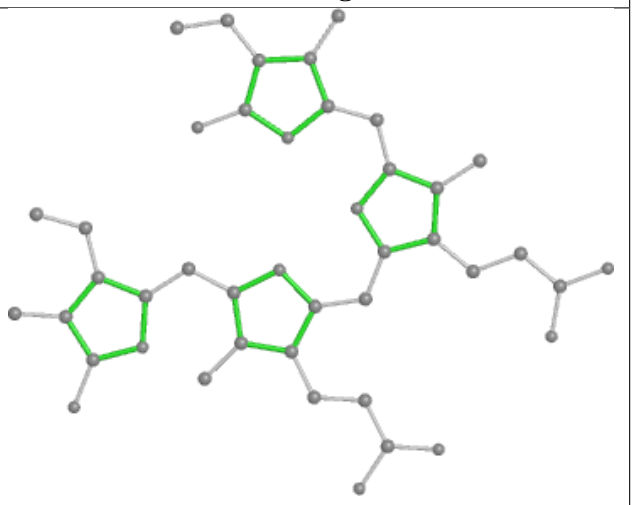

Rings

Ligand PEB bo 202

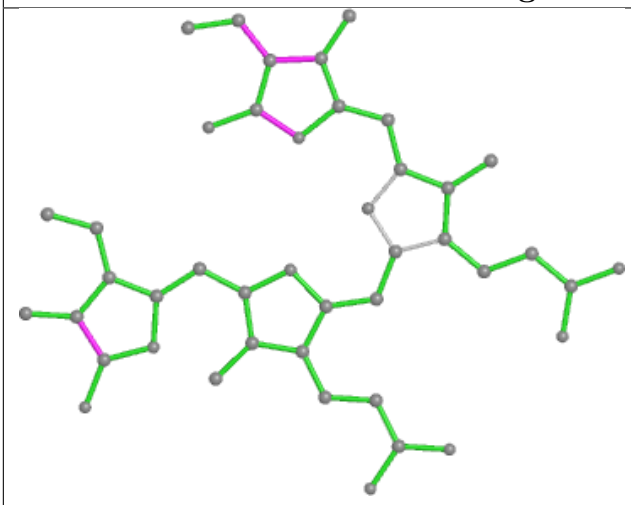

Bond lengths

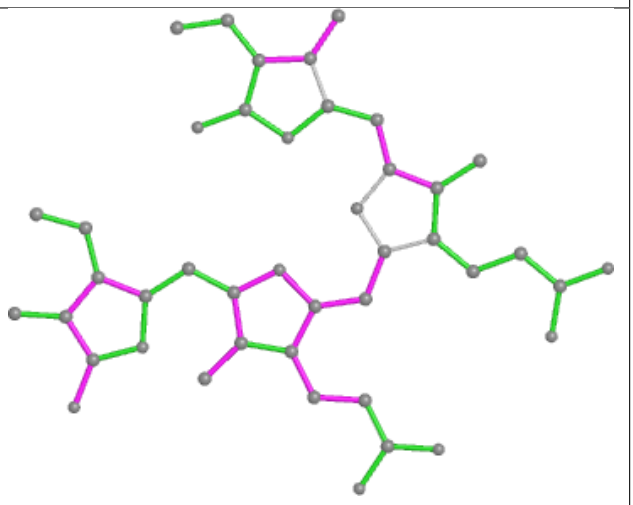

Bond angles

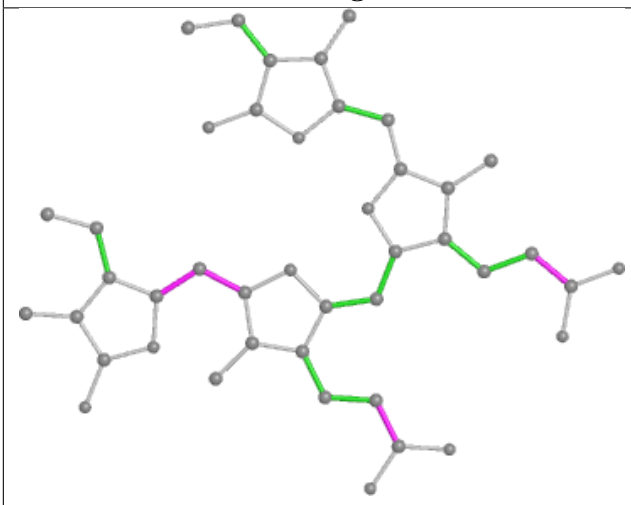

Torsions

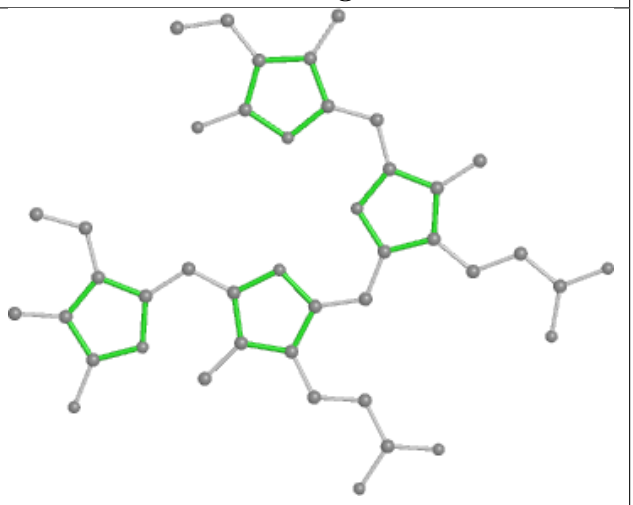

Rings

Ligand PEB i8 201

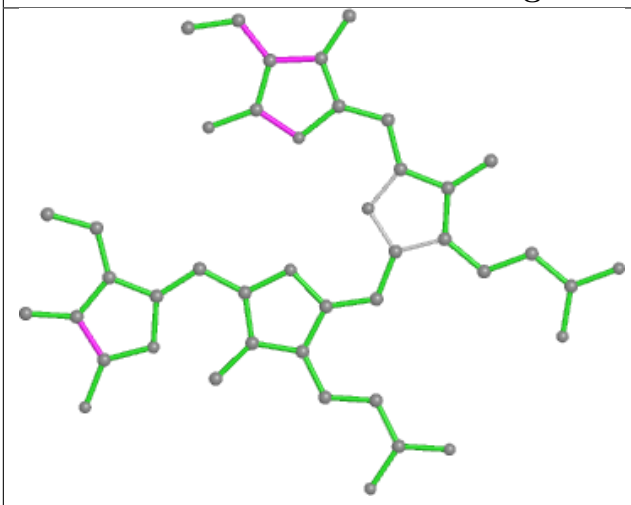

Bond lengths

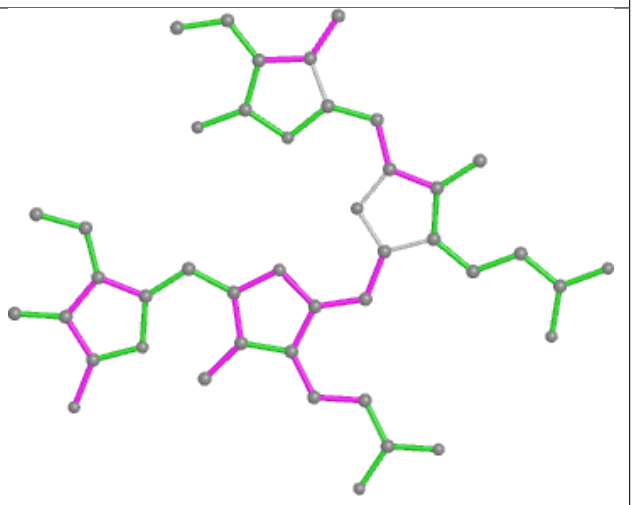

Bond angles

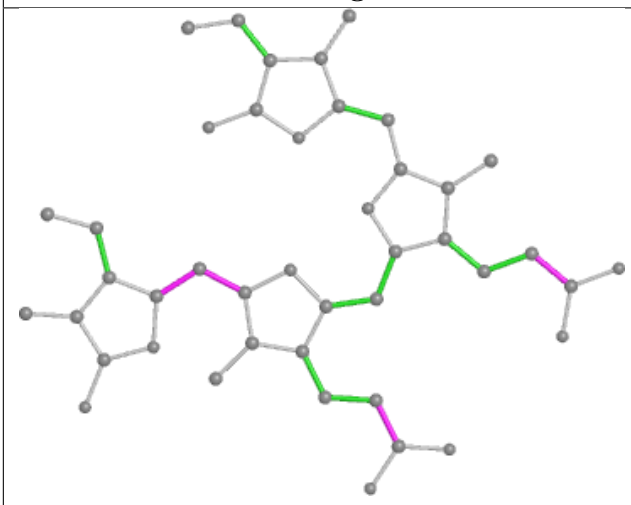

Torsions

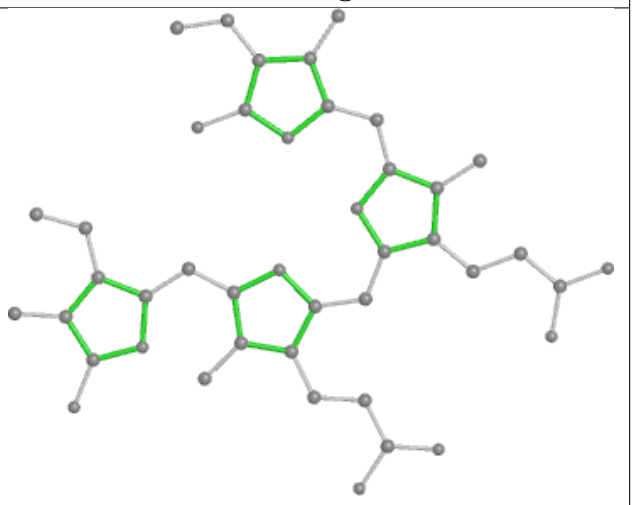

Rings

Ligand PEB kR 1001

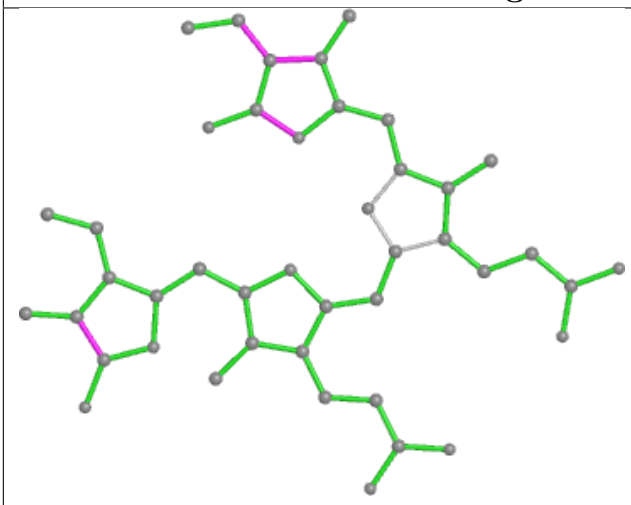

Bond lengths

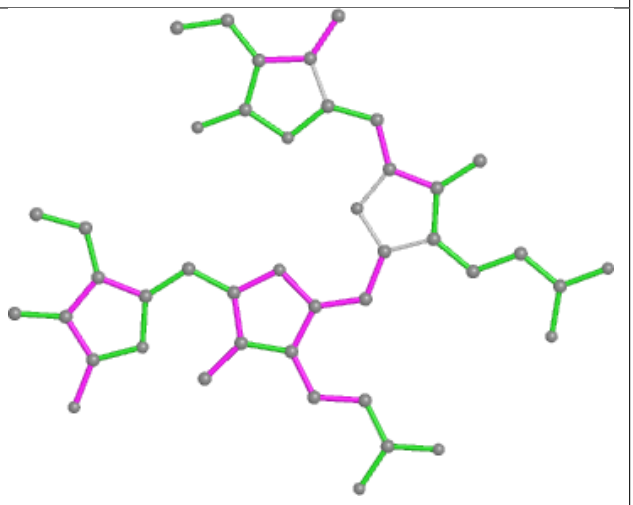

Bond angles

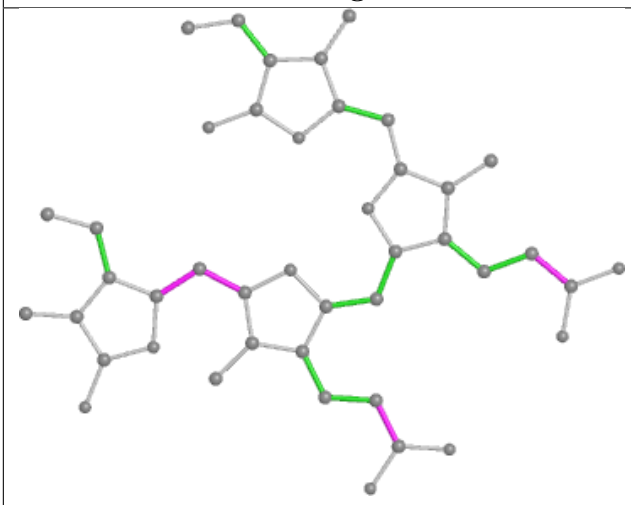

Torsions

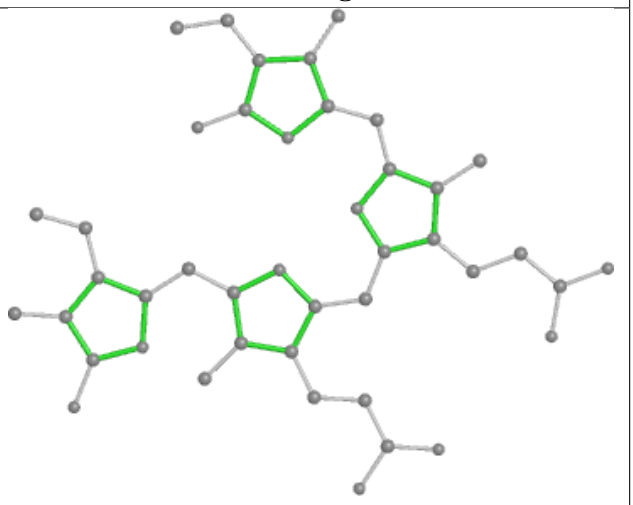

Rings

Ligand PUB eP 204

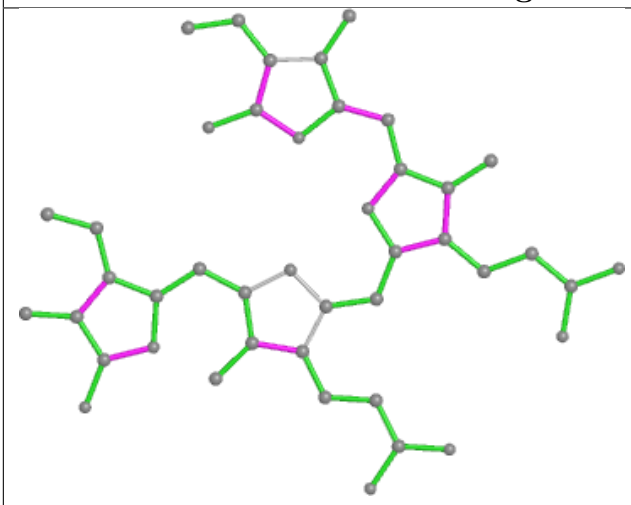

Bond lengths

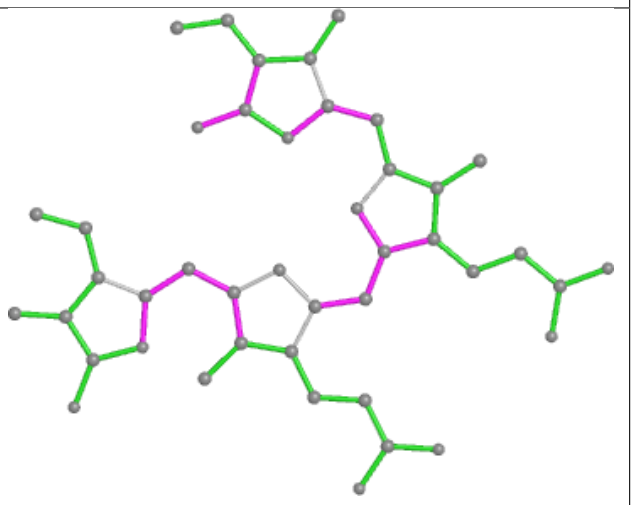

Bond angles

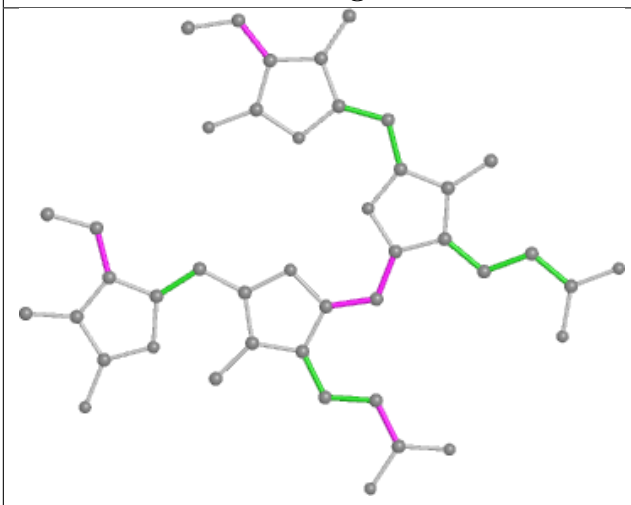

Torsions

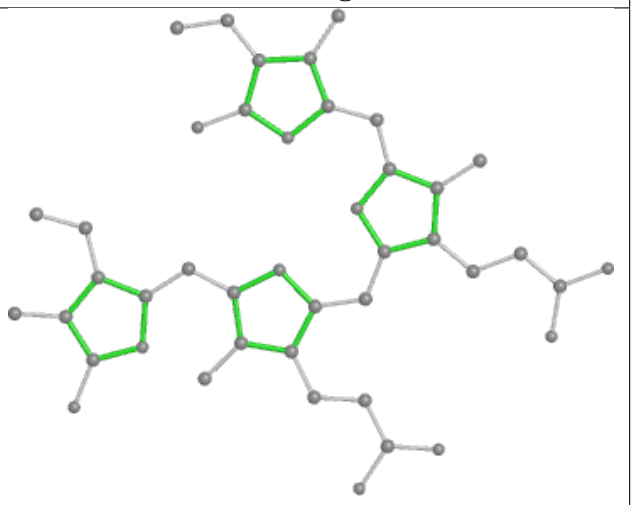

Rings

Ligand PEB R7 201

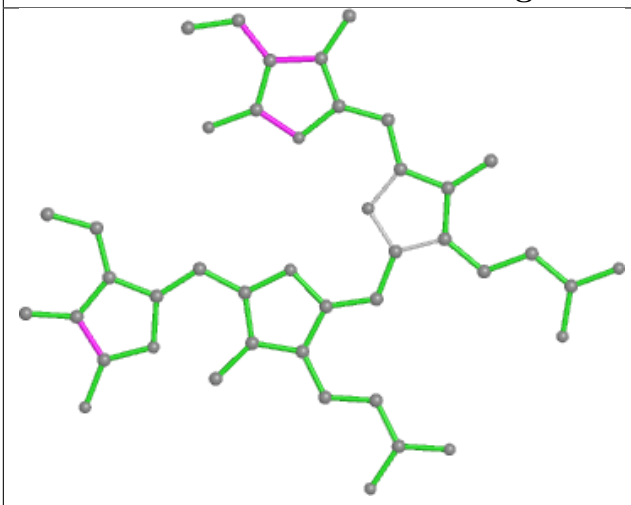

Bond lengths

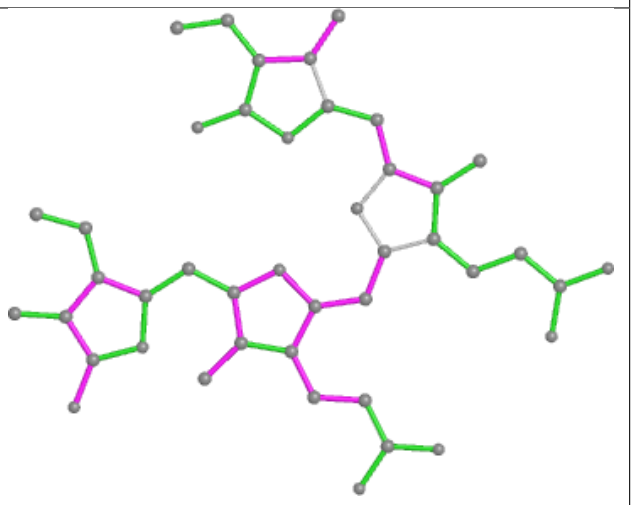

Bond angles

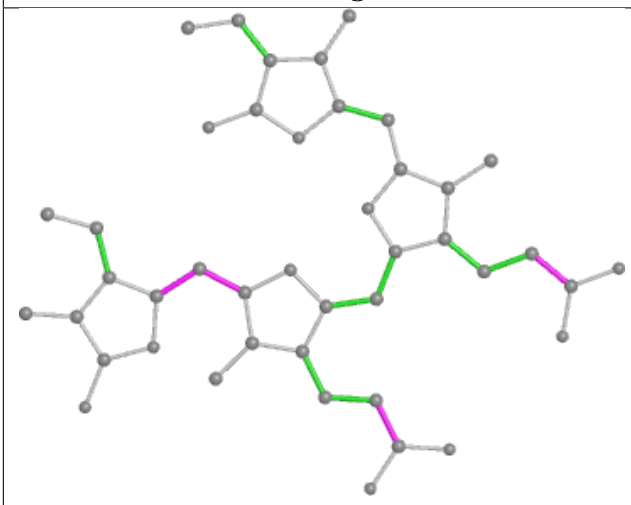

Torsions

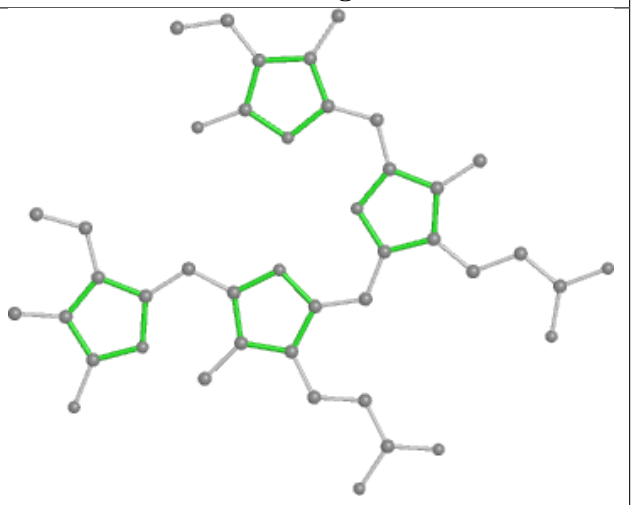

Rings

Ligand PEB li 202

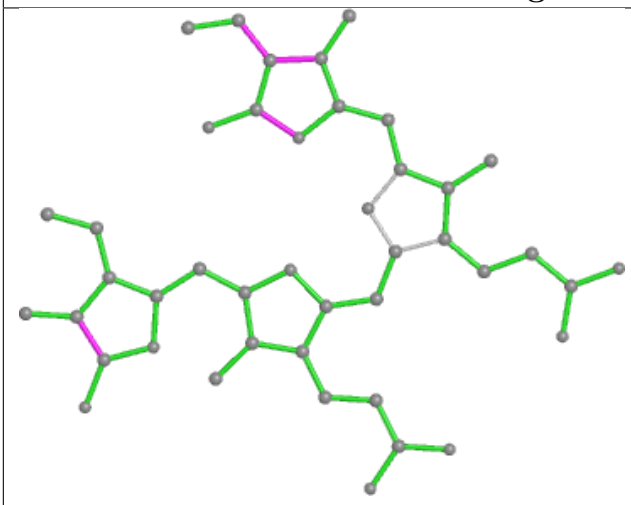

Bond lengths

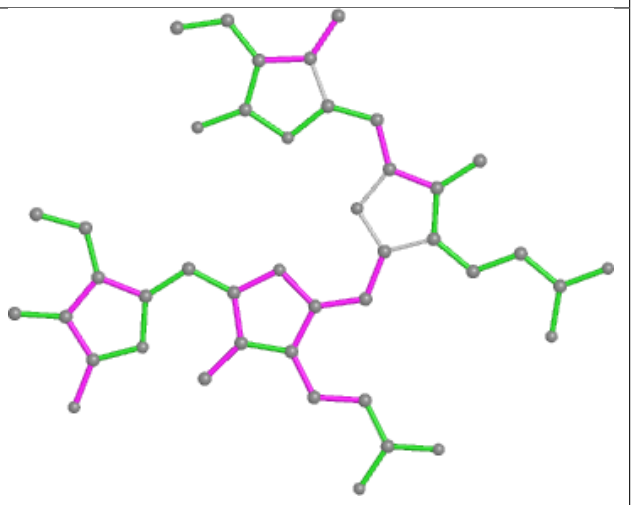

Bond angles

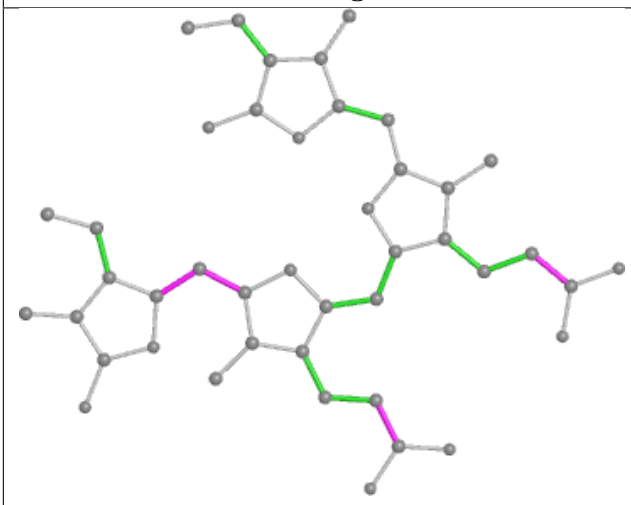

Torsions

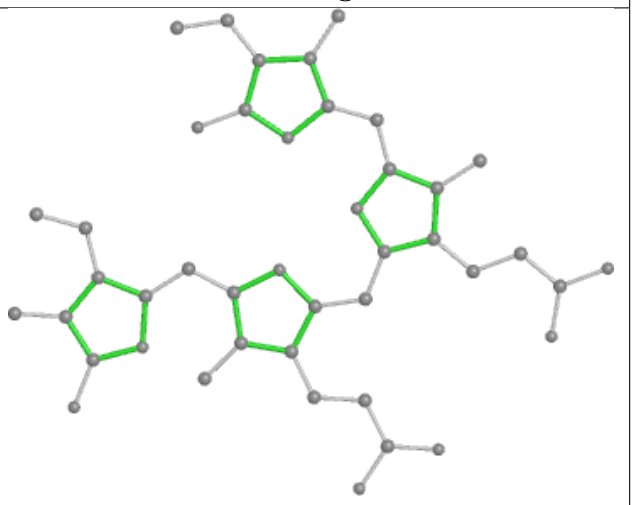

Rings

Ligand PEB ck 201

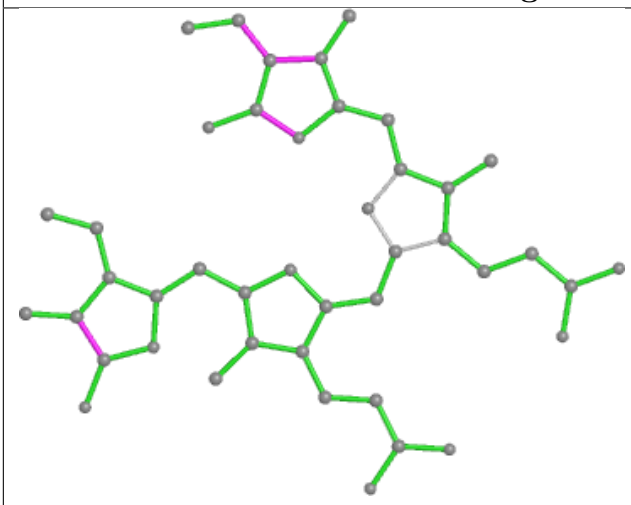

Bond lengths

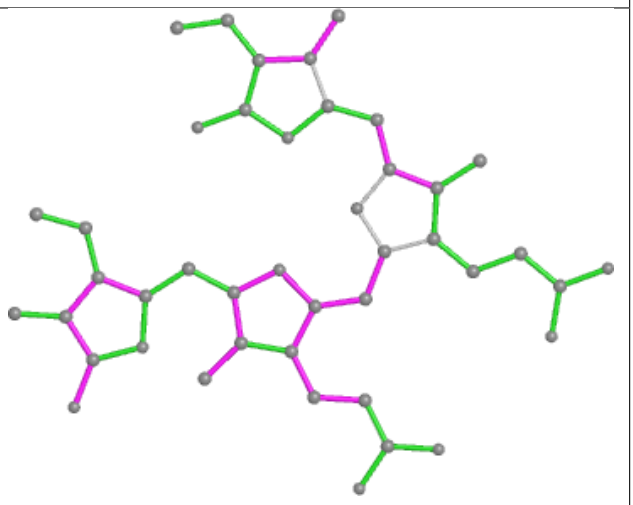

Bond angles

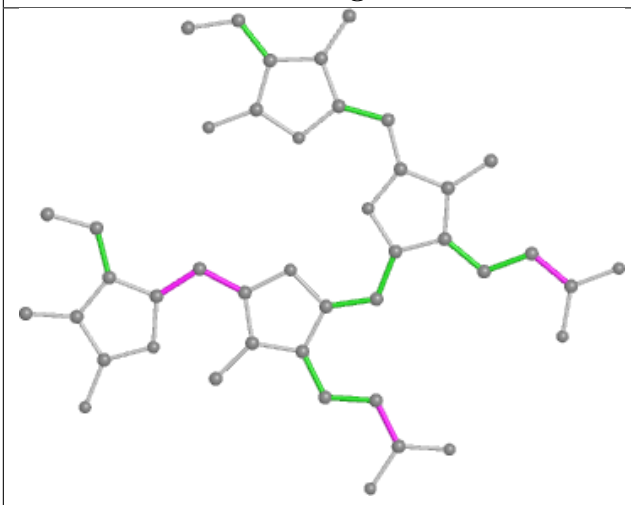

Torsions

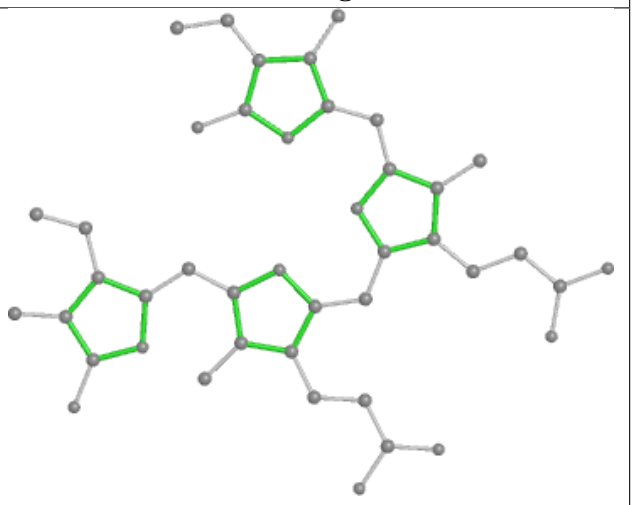

Rings

Ligand PEB ej 201

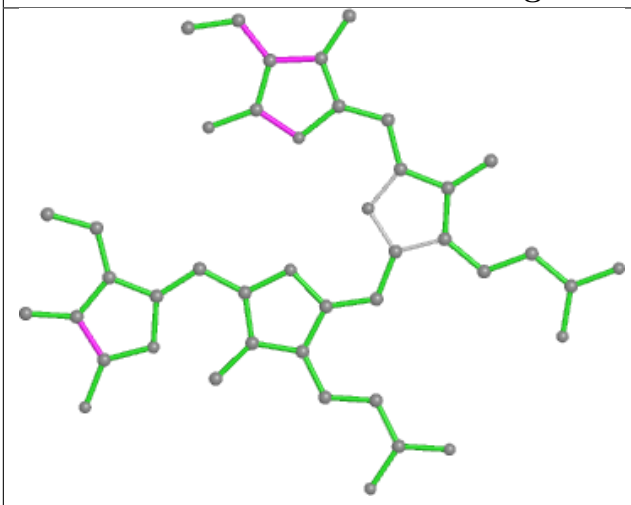

Bond lengths

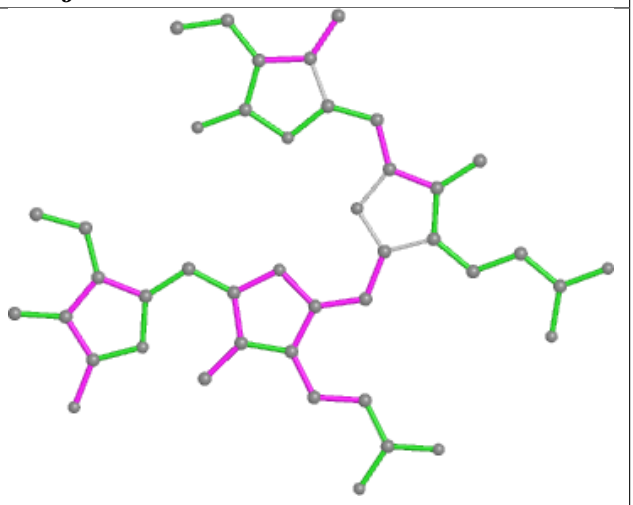

Bond angles

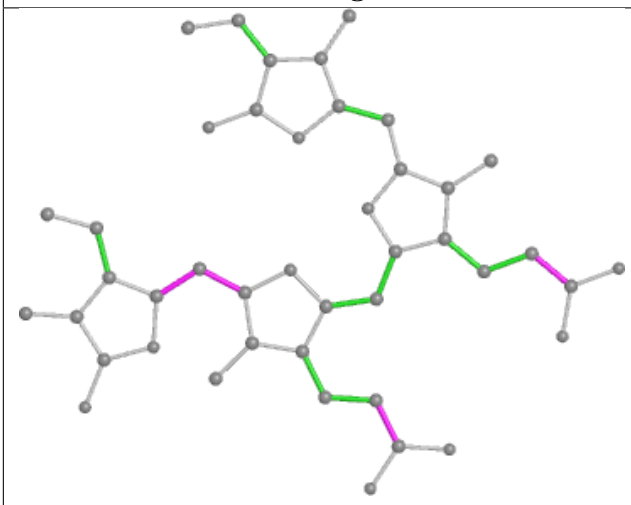

Torsions

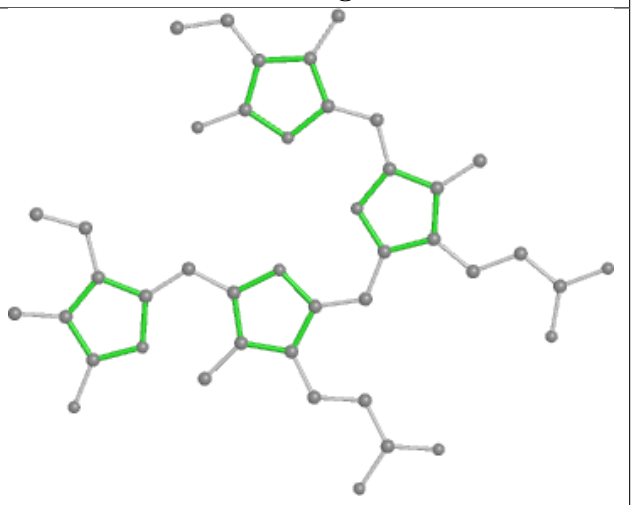

Rings

Ligand PUB v3 203

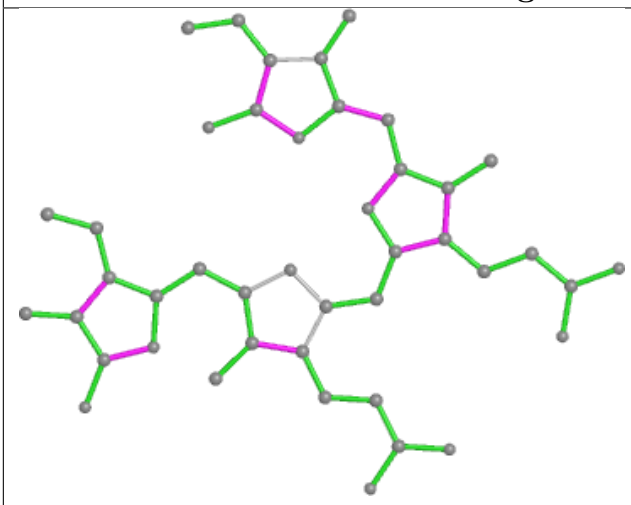

Bond lengths

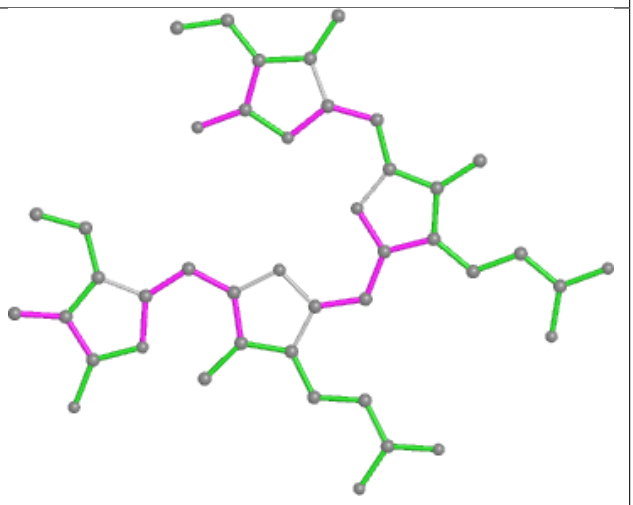

Bond angles

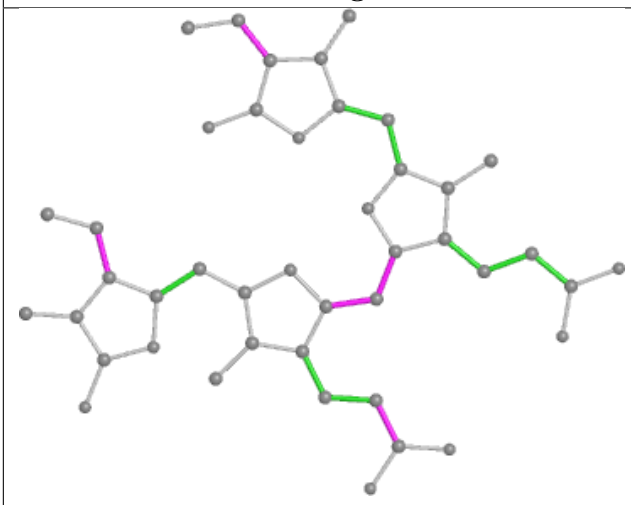

Torsions

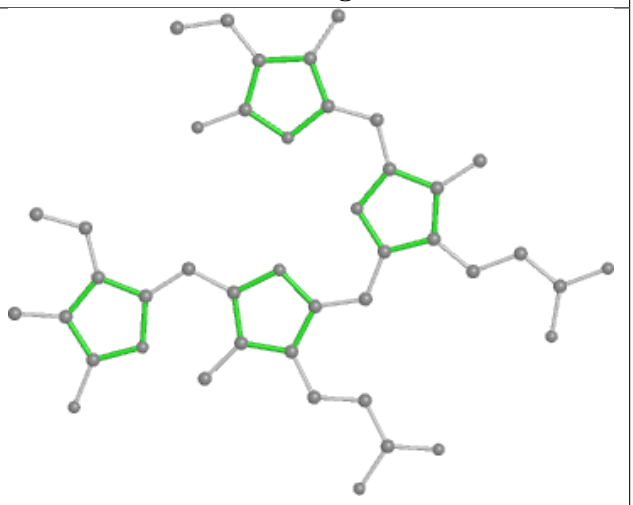

Rings

Ligand PEB c7 202

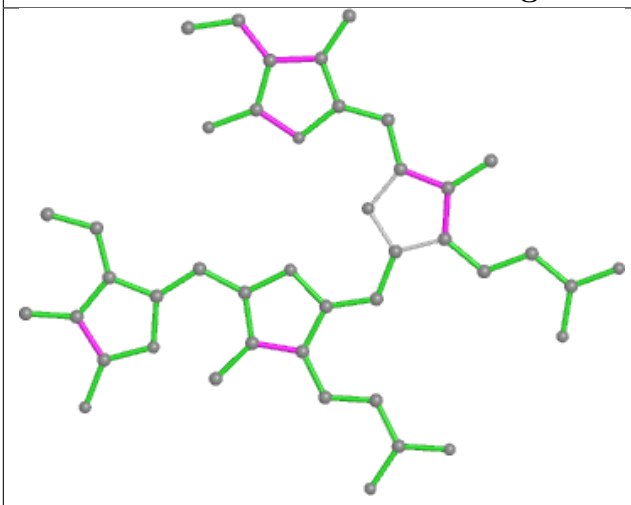

Bond lengths

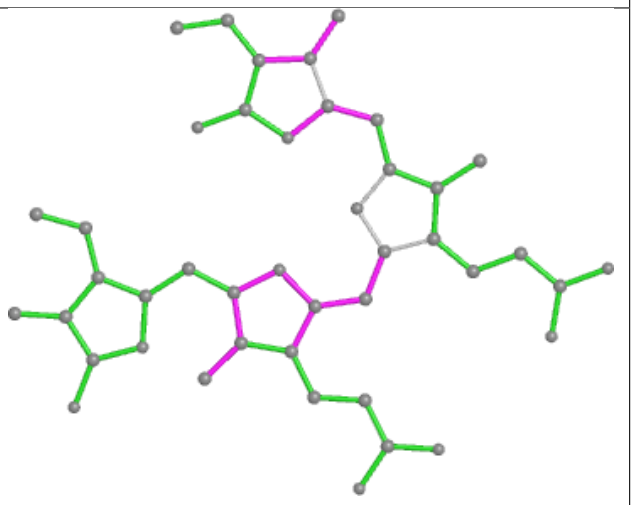

Bond angles

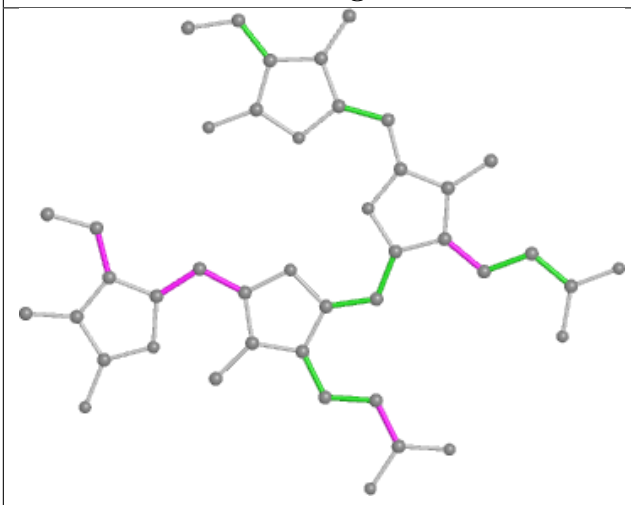

Torsions

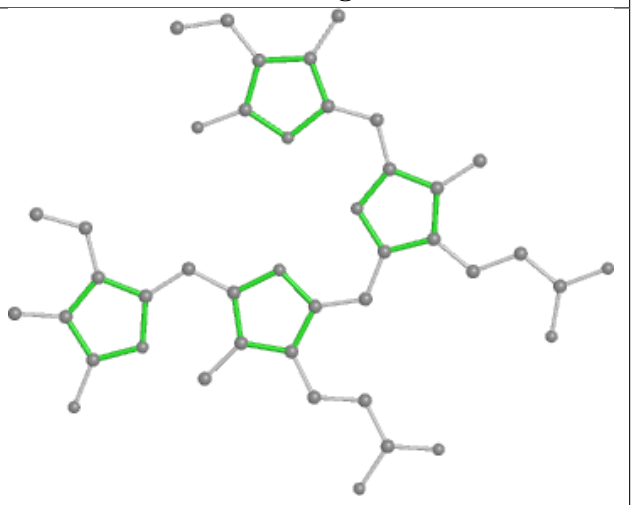

Rings

Ligand PEB a9 603

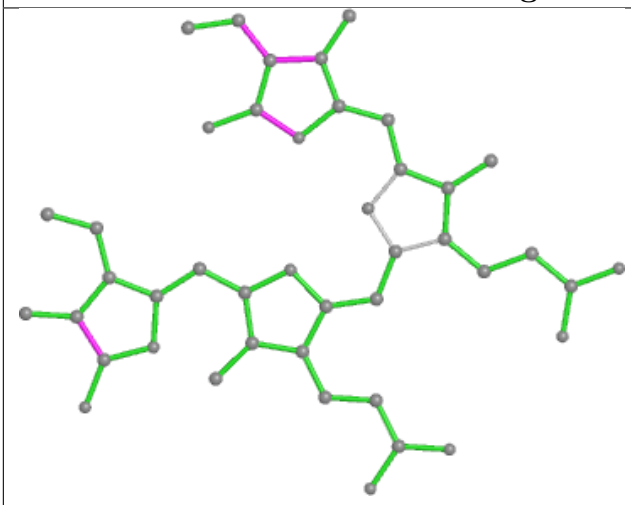

Bond lengths

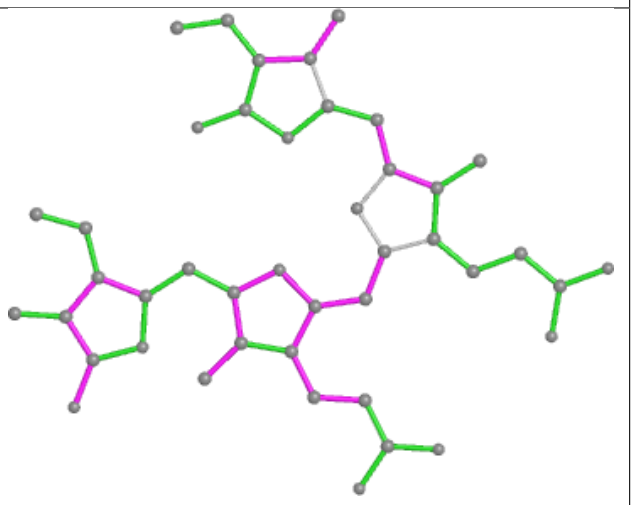

Bond angles

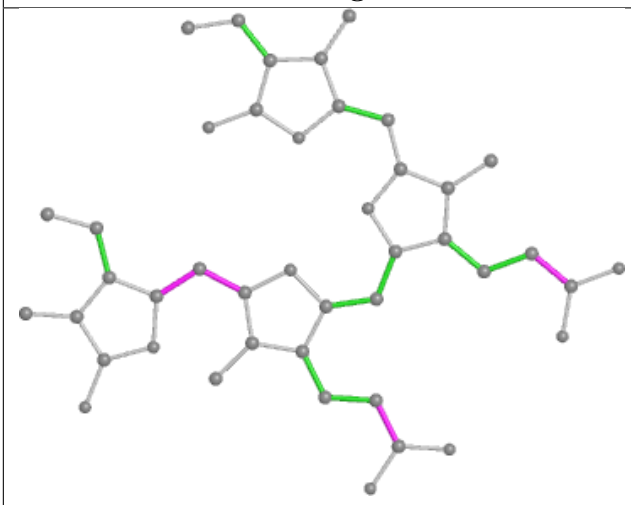

Torsions

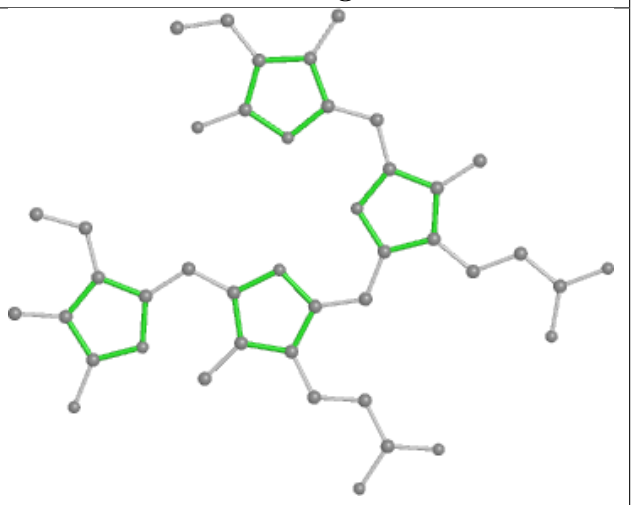

Rings

Ligand PEB K4 202

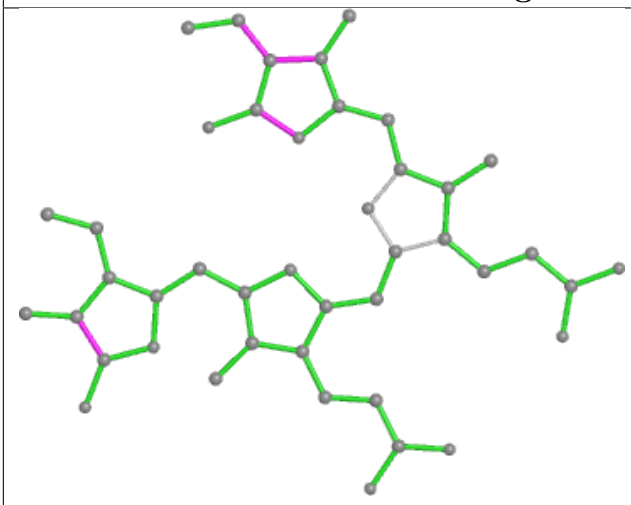

Bond lengths

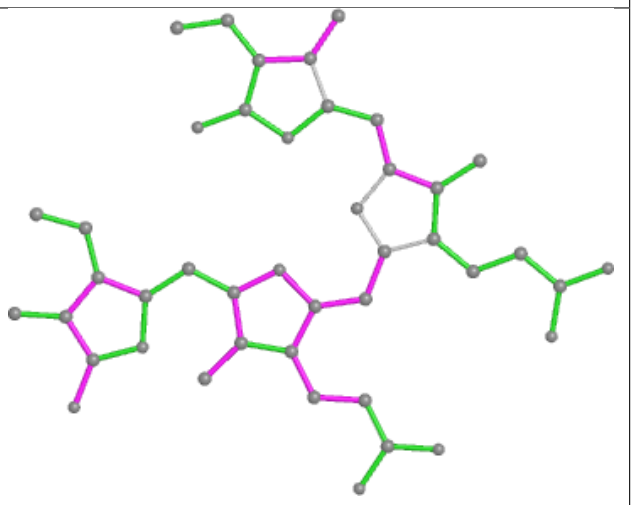

Bond angles

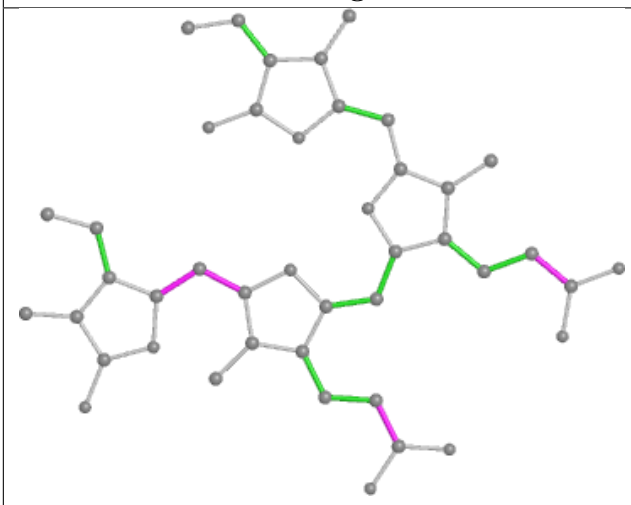

Torsions

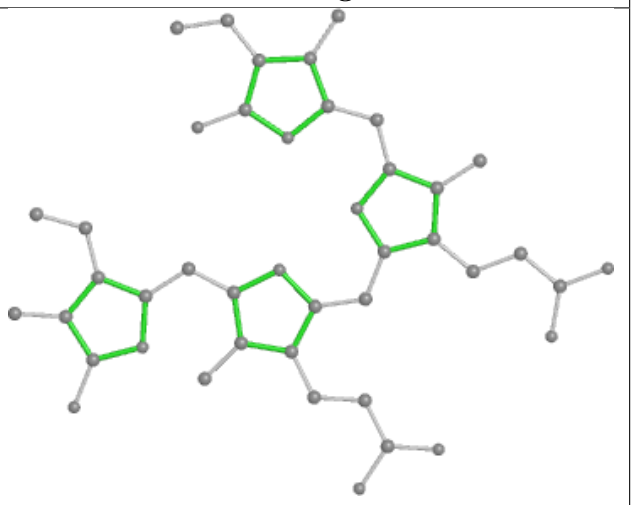

Rings

Ligand PUB jJ 1003

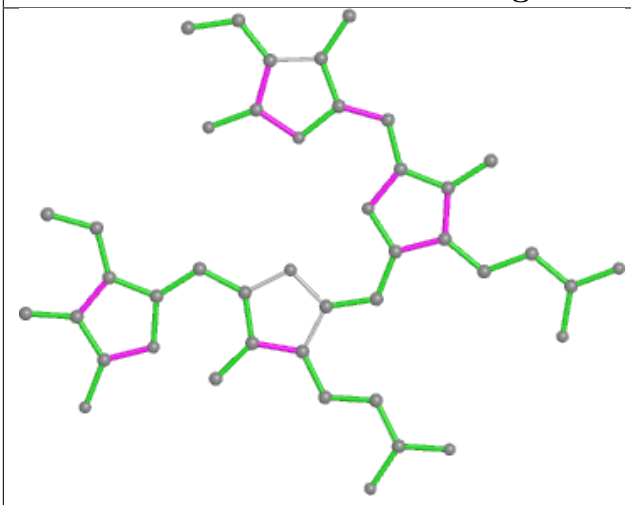

Bond lengths

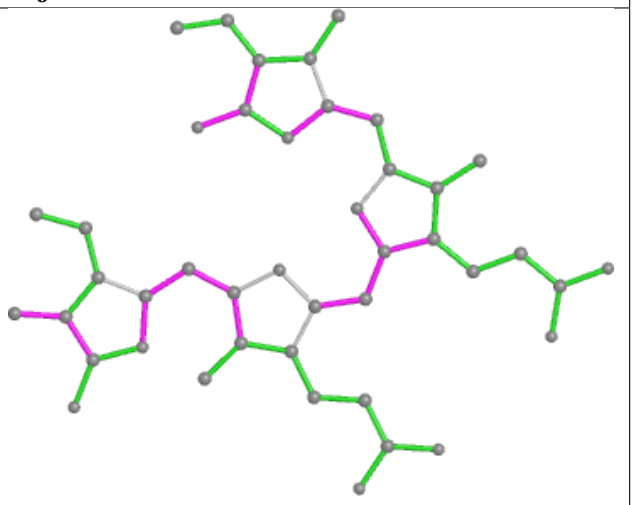

Bond angles

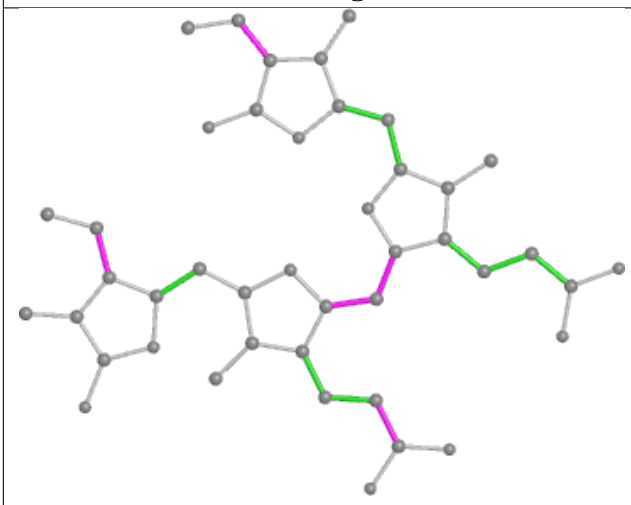

Torsions

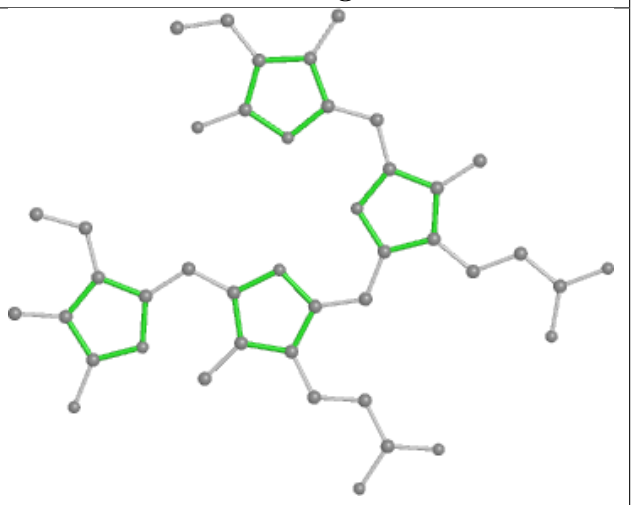

Rings

Ligand PUB b8 1005

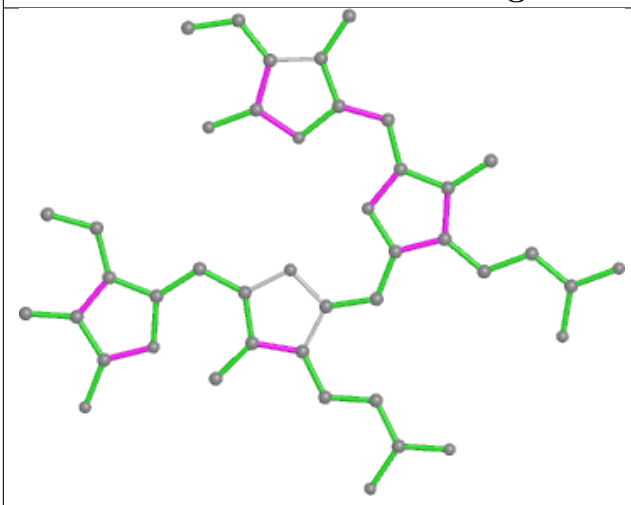

Bond lengths

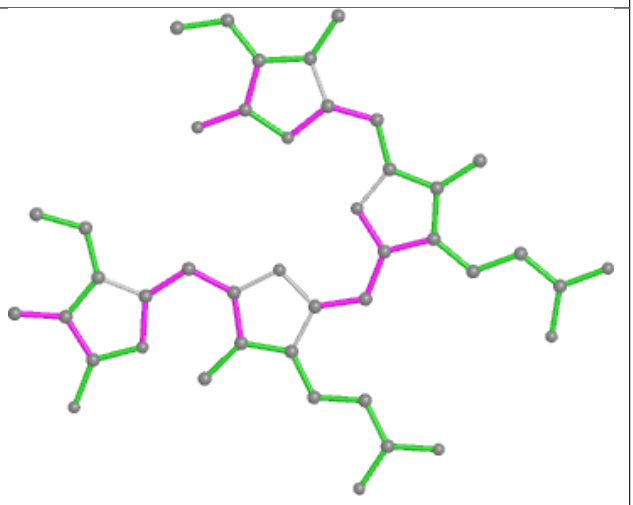

Bond angles

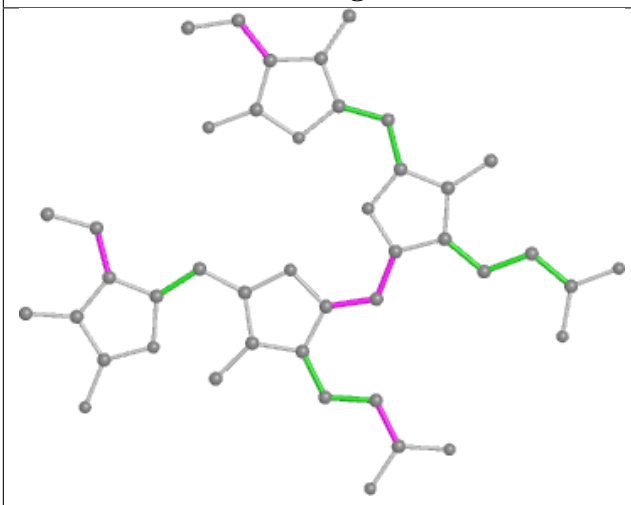

Torsions

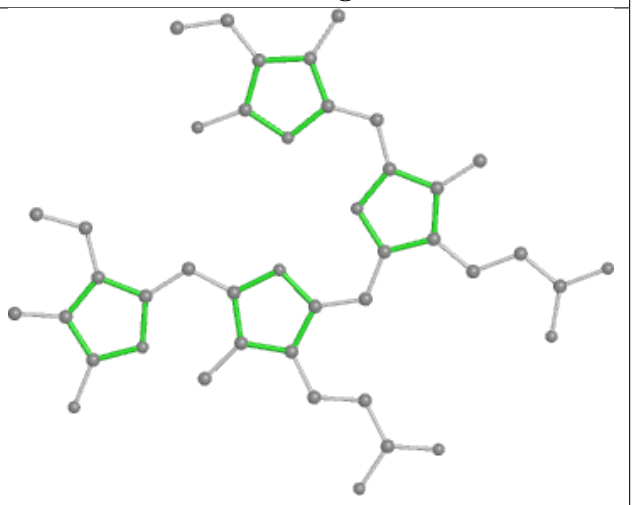

Rings

Ligand PUB dV 203

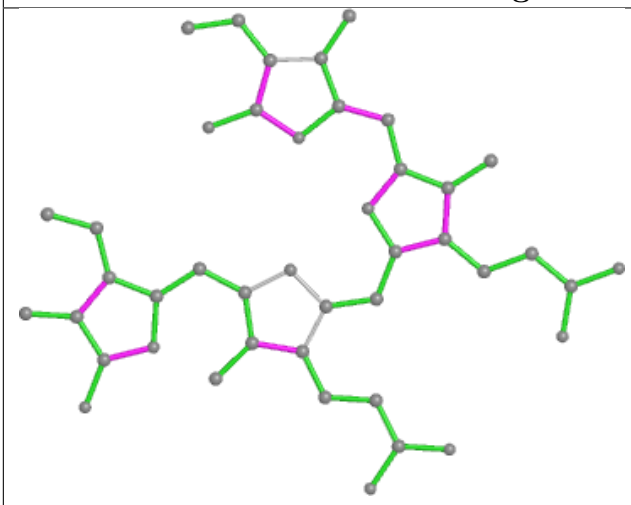

Bond lengths

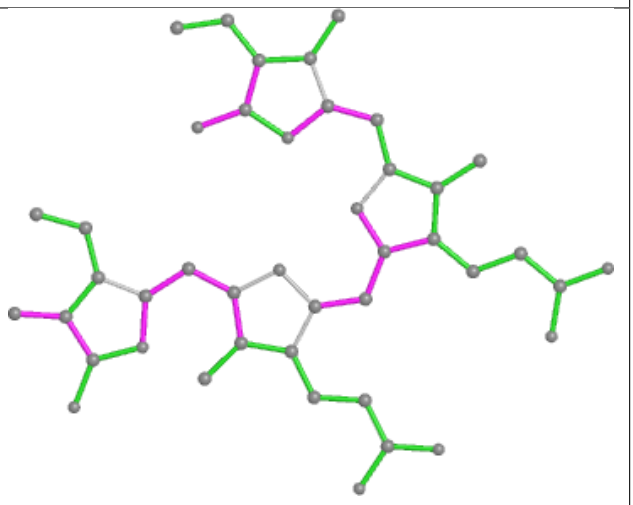

Bond angles

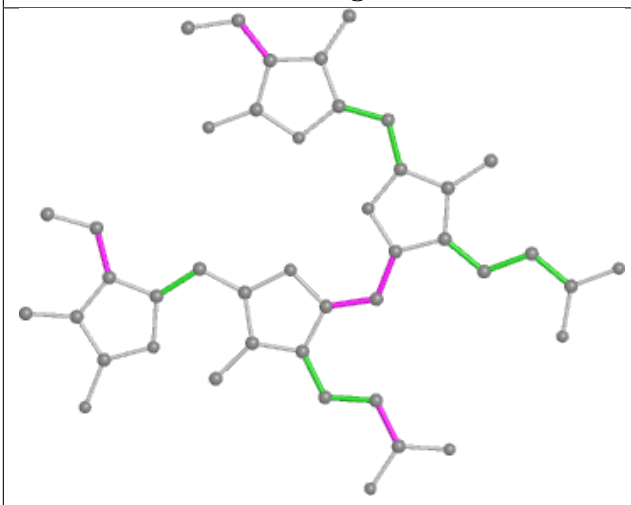

Torsions

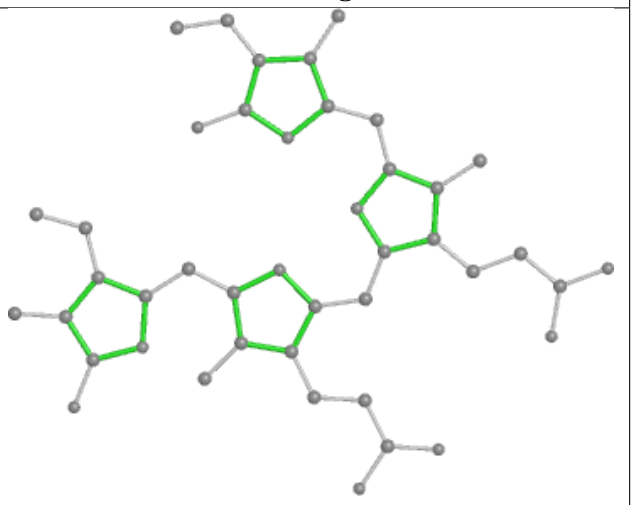

Rings

Ligand PEB b9 404

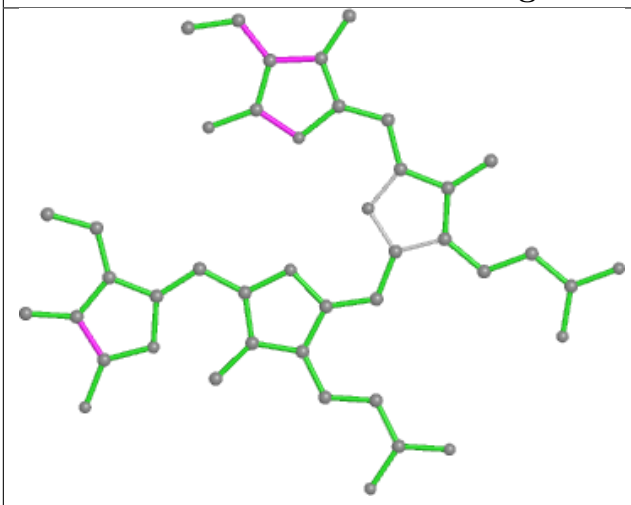

Bond lengths

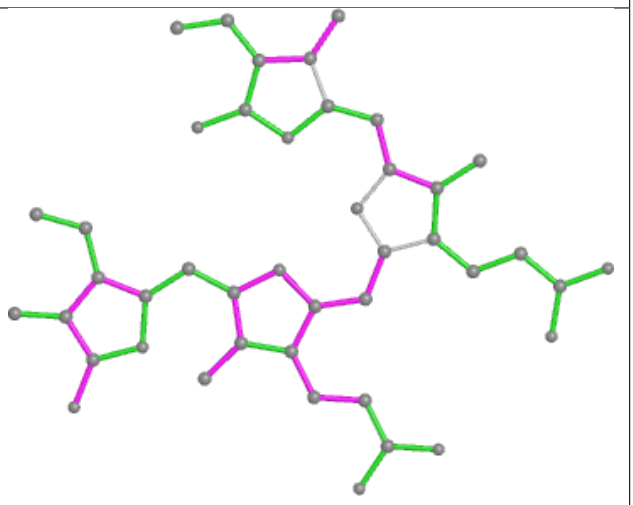

Bond angles

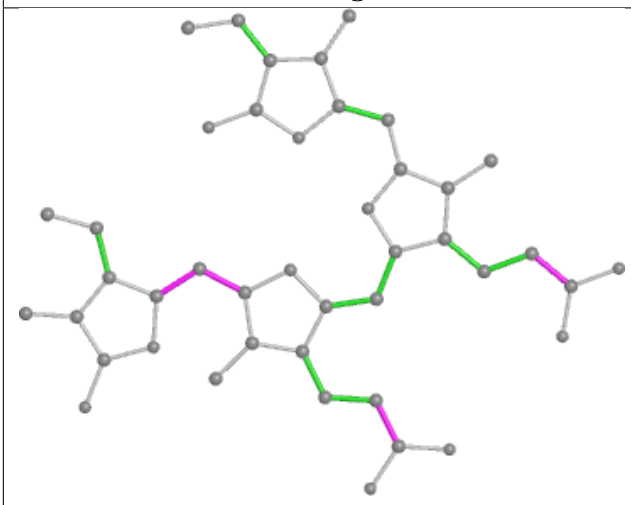

Torsions

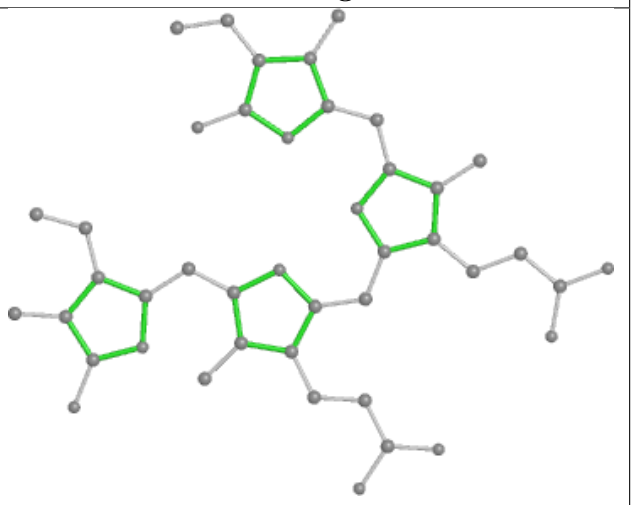

Rings

Ligand PUB R9 203

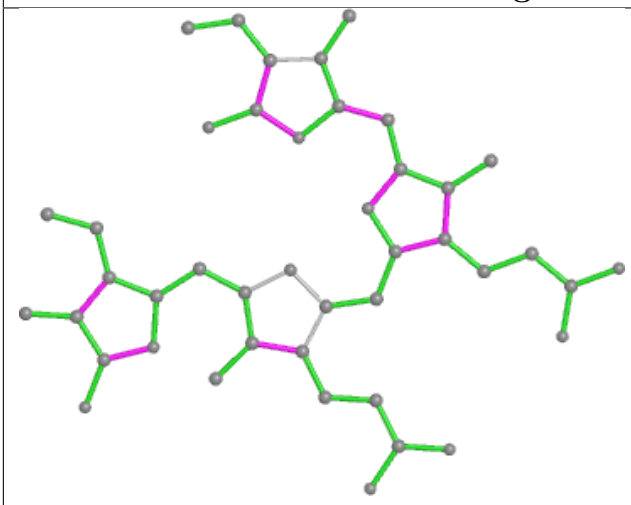

Bond lengths

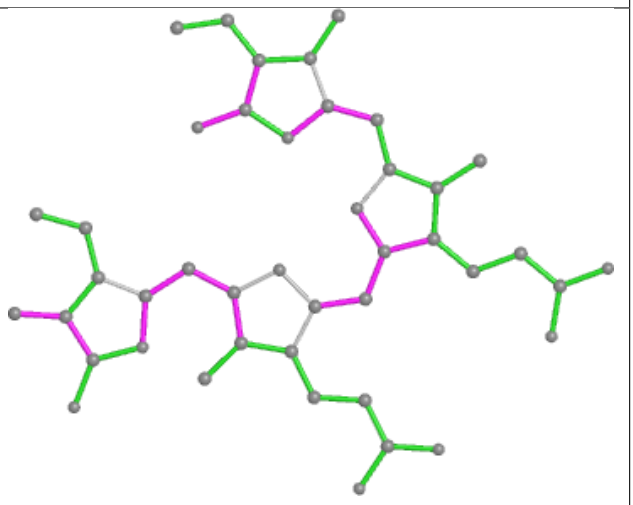

Bond angles

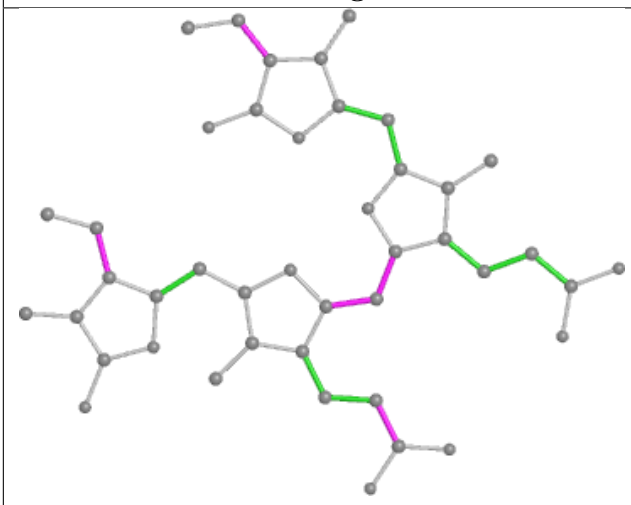

Torsions

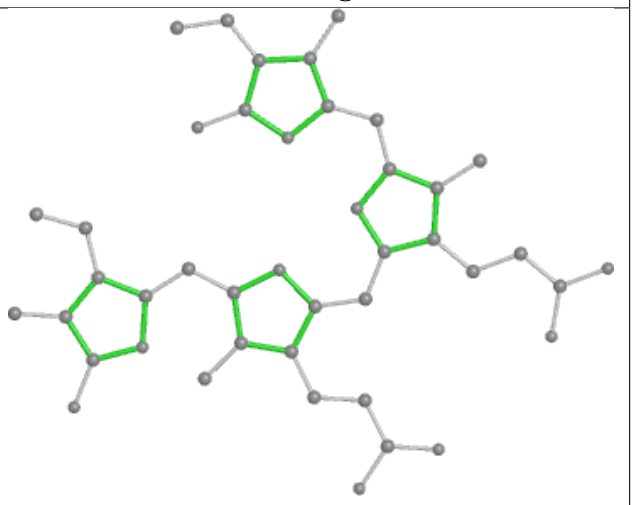

Rings

Ligand PEB R3 201

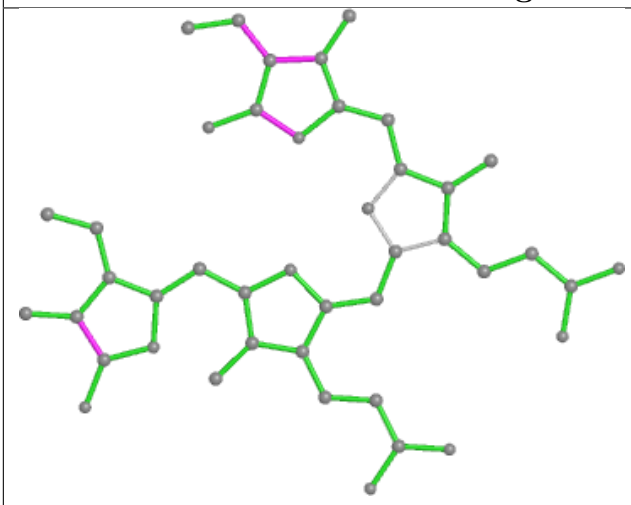

Bond lengths

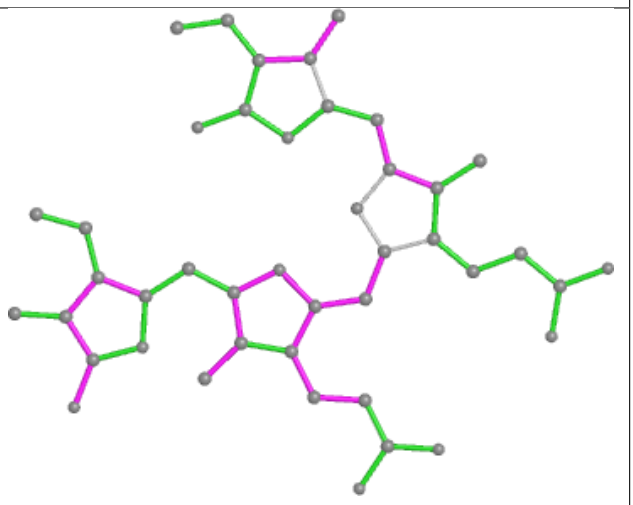

Bond angles

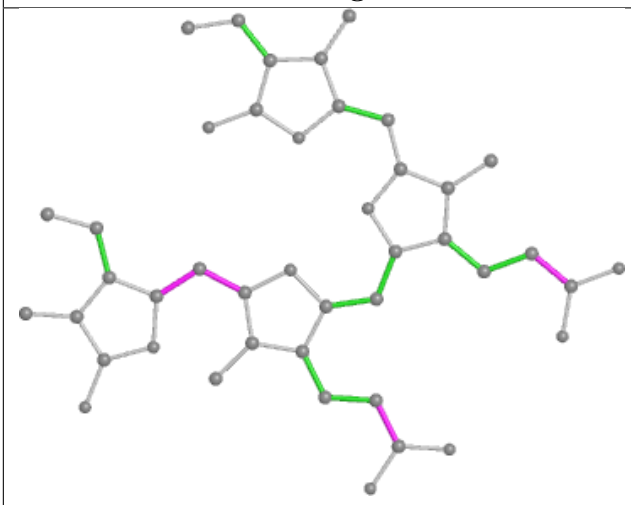

Torsions

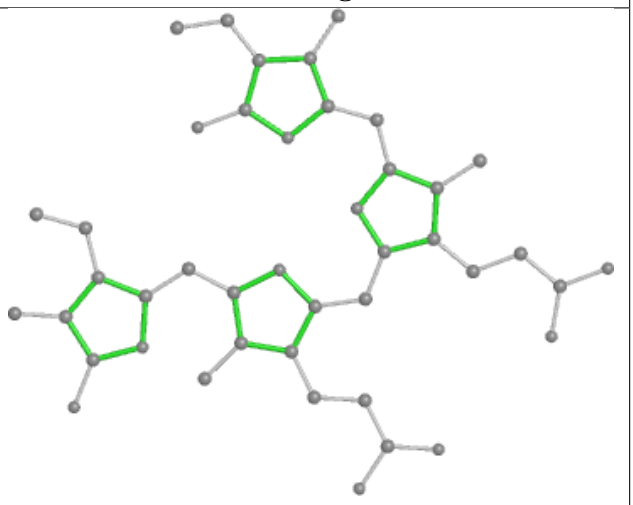

Rings

Ligand PEB bK 1001

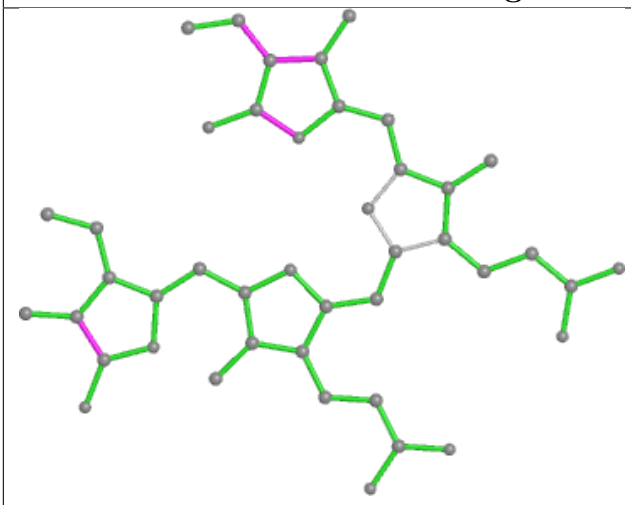

Bond lengths

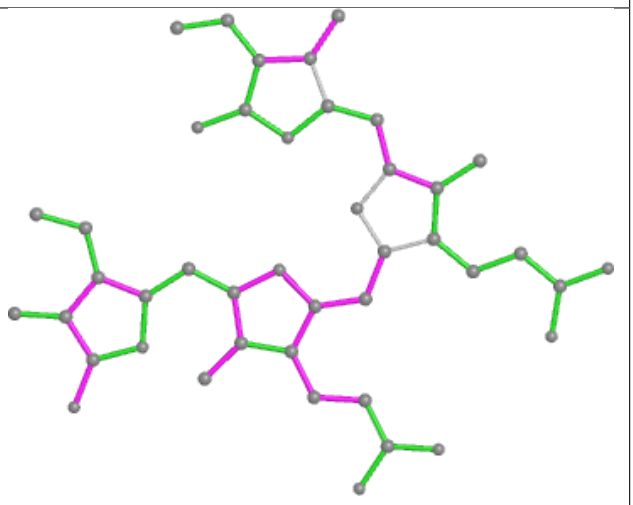

Bond angles

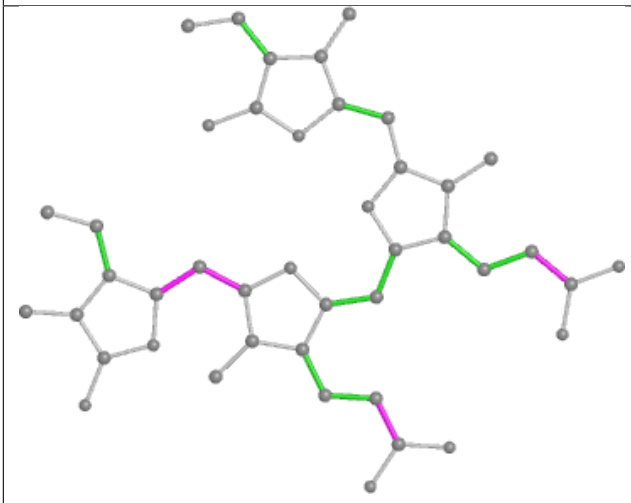

Torsions

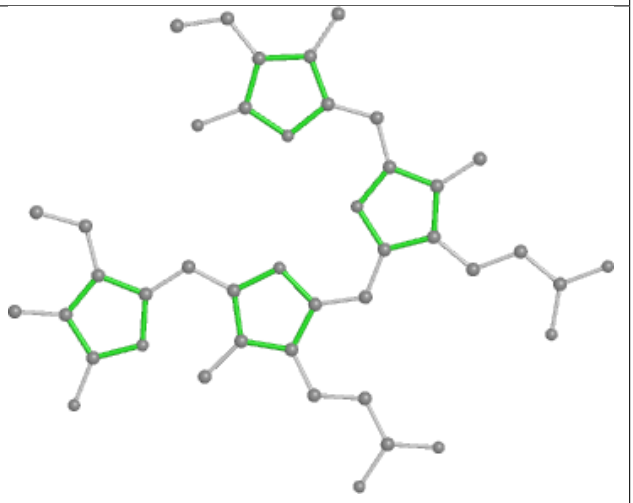

Rings

Ligand PUB iH 1002

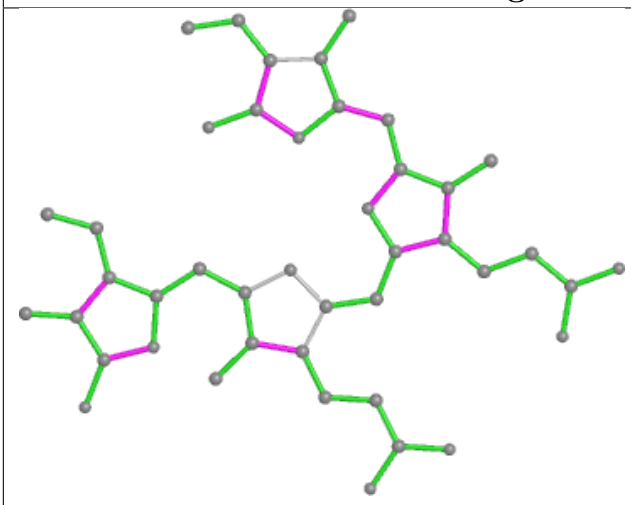

Bond lengths

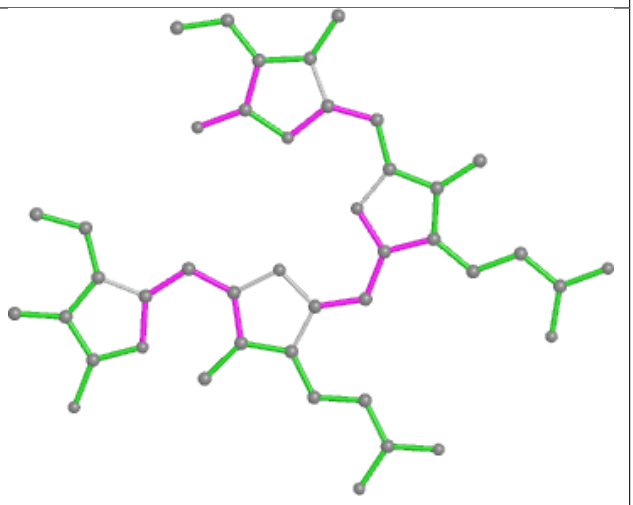

Bond angles

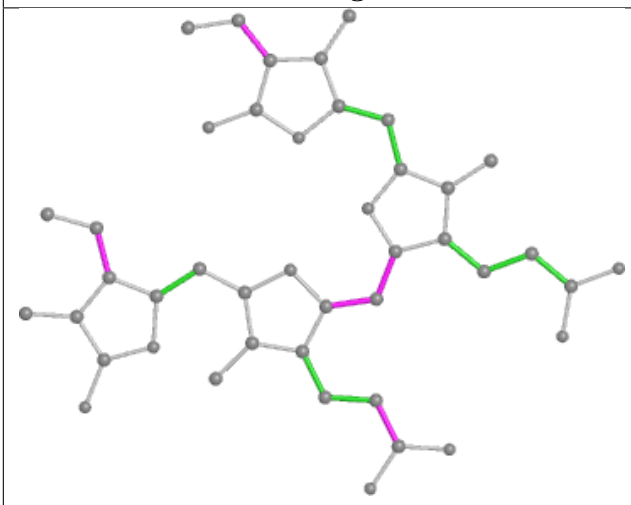

Torsions

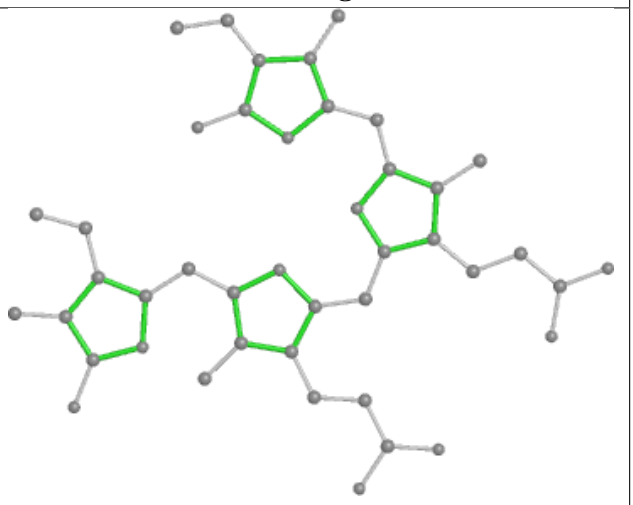

Rings

Ligand PEB cW 202

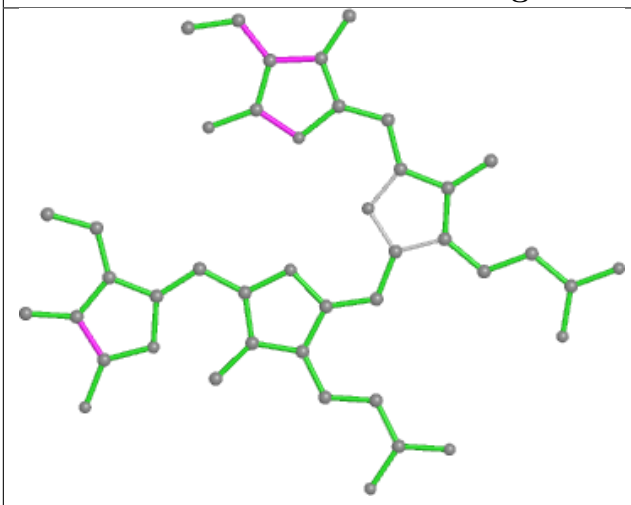

Bond lengths

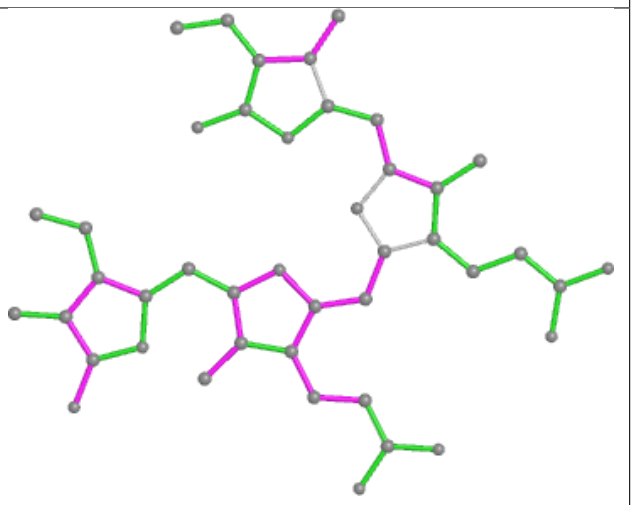

Bond angles

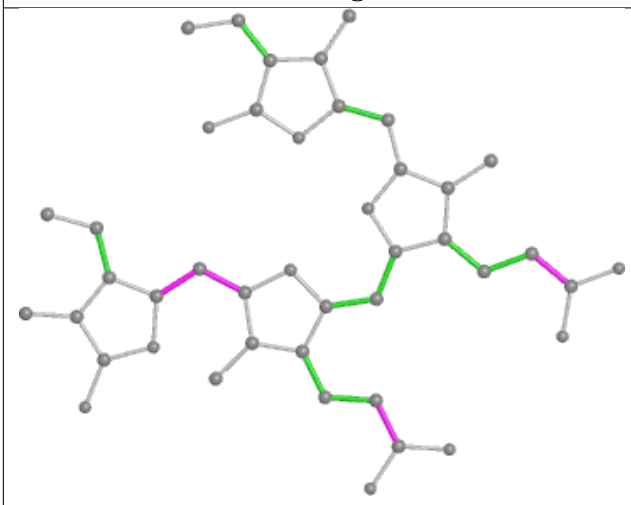

Torsions

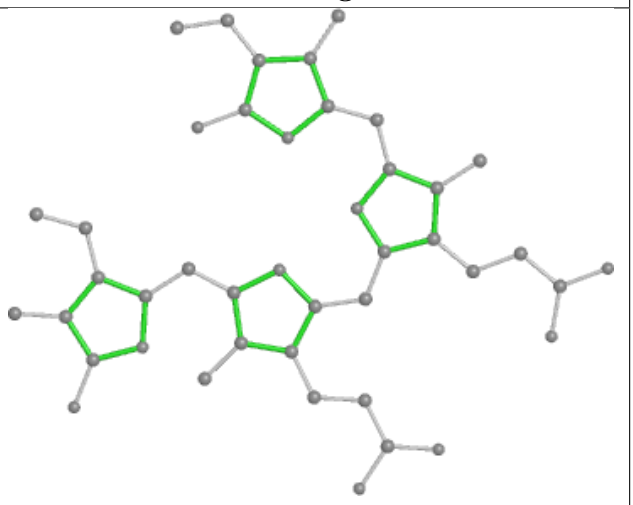

Rings

Ligand PEB x6 201

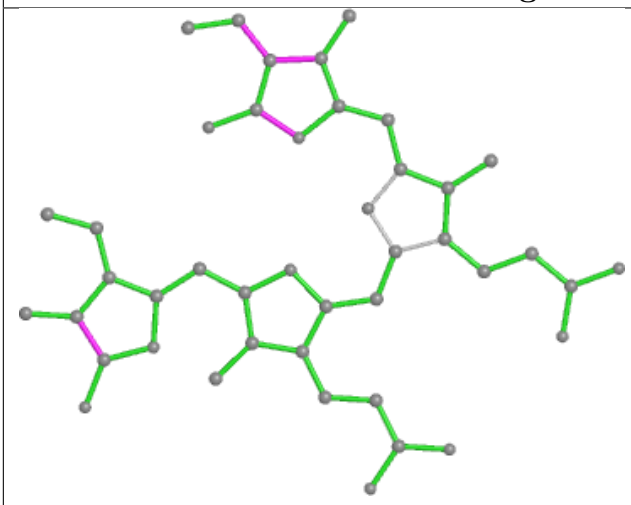

Bond lengths

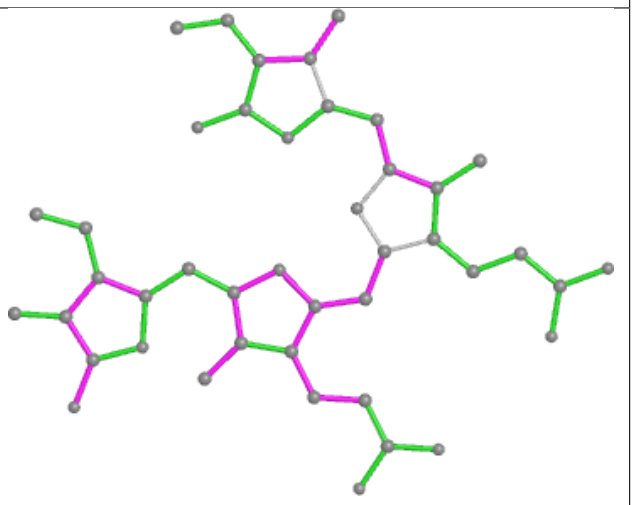

Bond angles

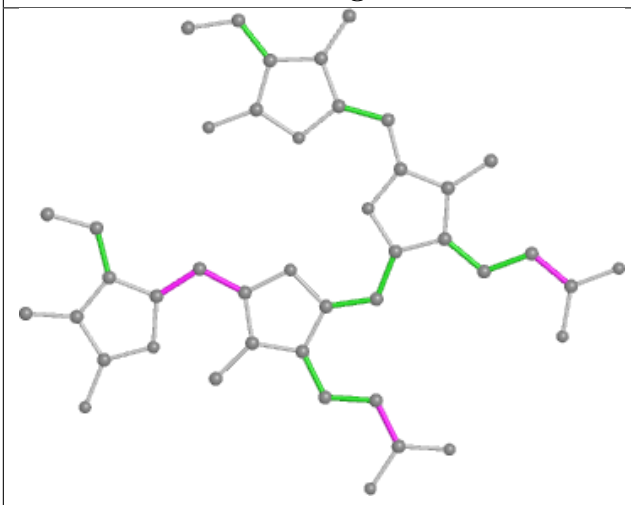

Torsions

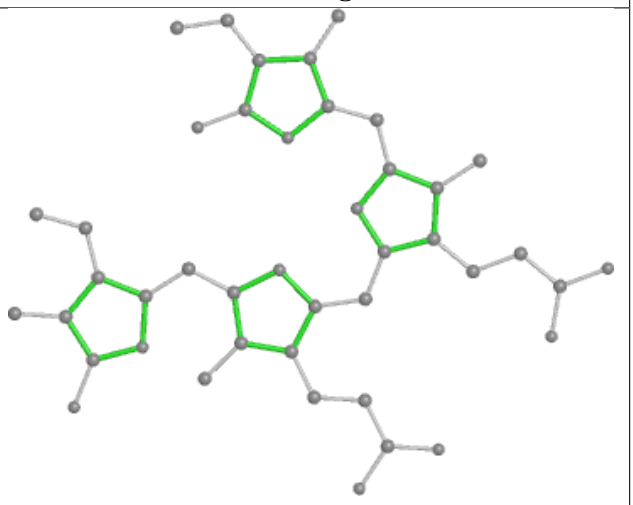

Rings

Ligand PEB i7 201

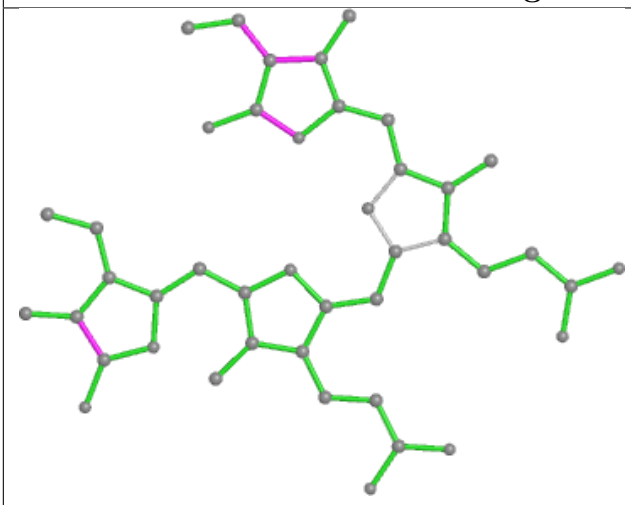

Bond lengths

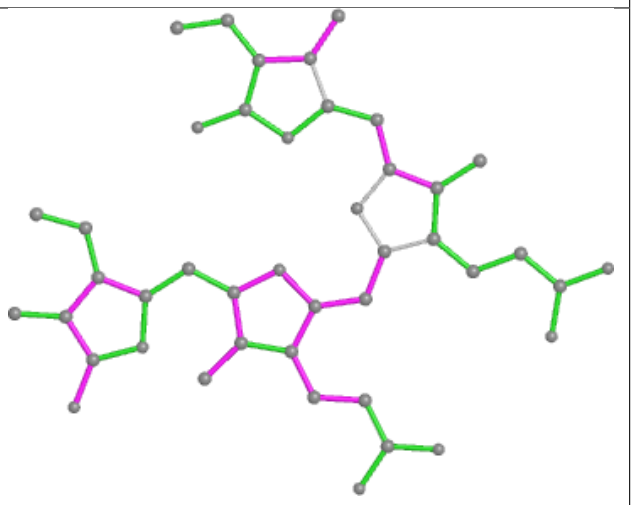

Bond angles

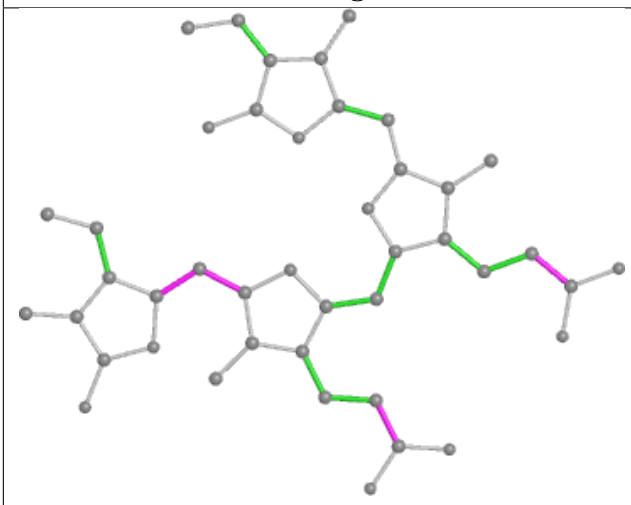

Torsions

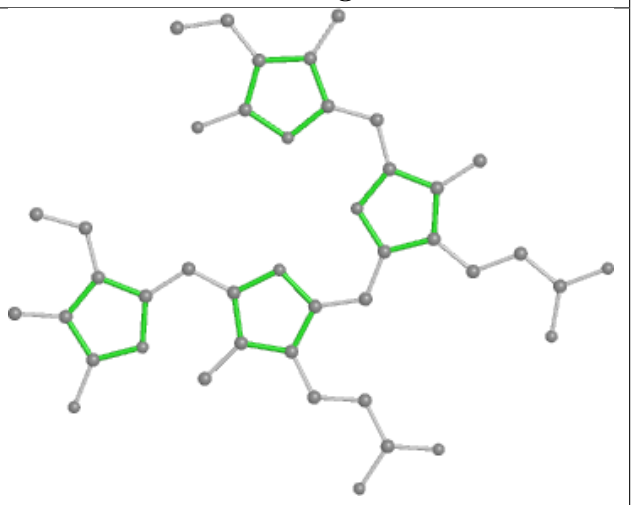

Rings

Ligand PEB F4 201

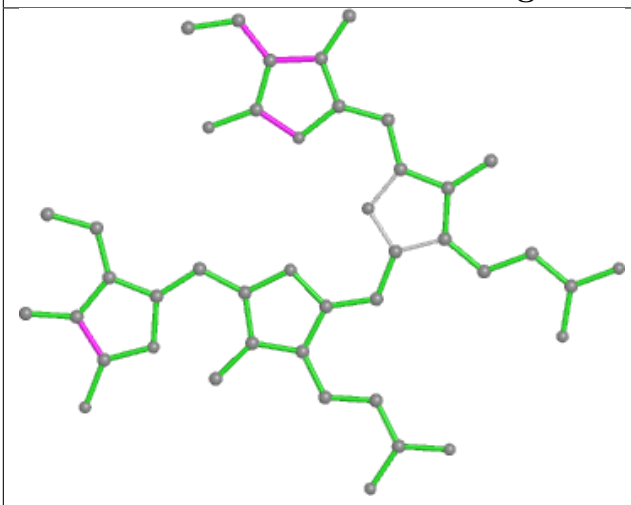

Bond lengths

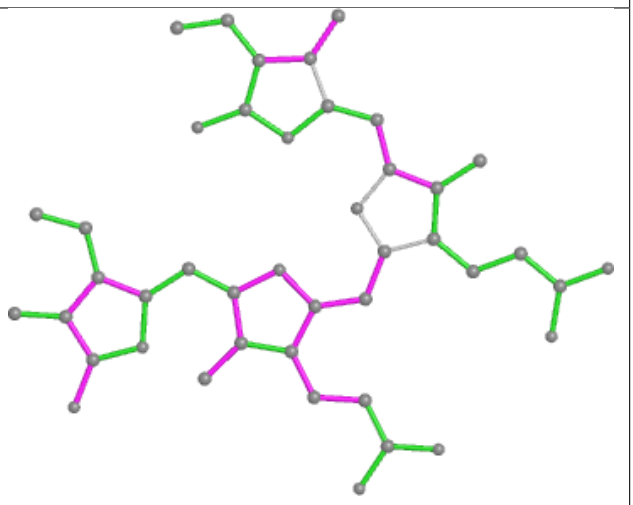

Bond angles

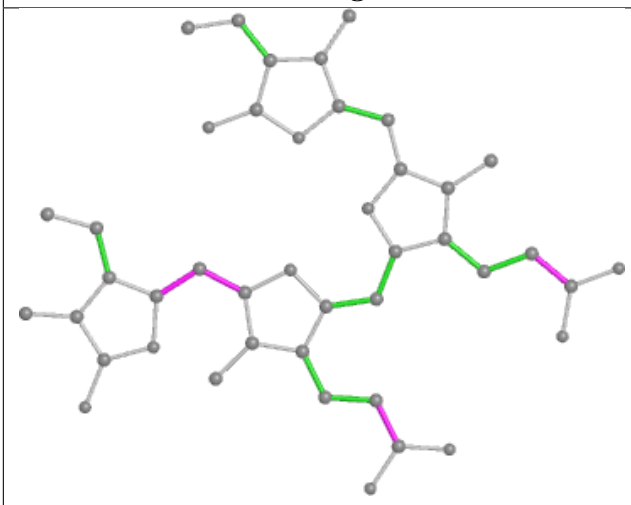

Torsions

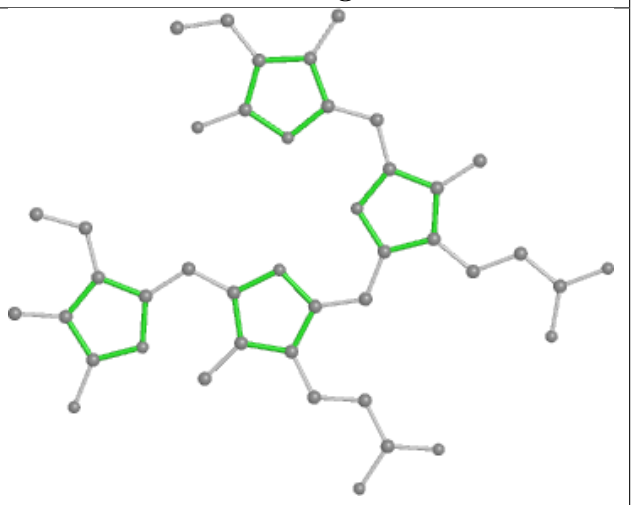

Rings

Ligand PEB Q7 202

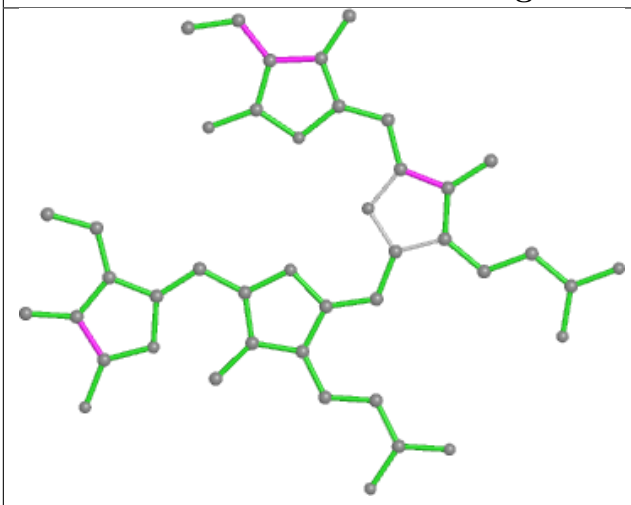

Bond lengths

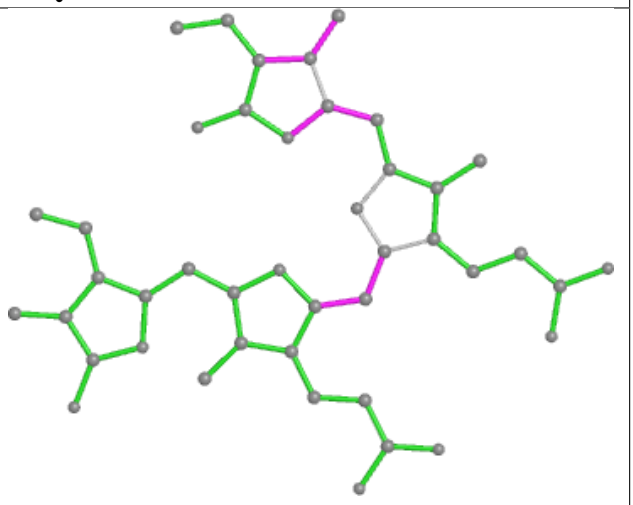

Bond angles

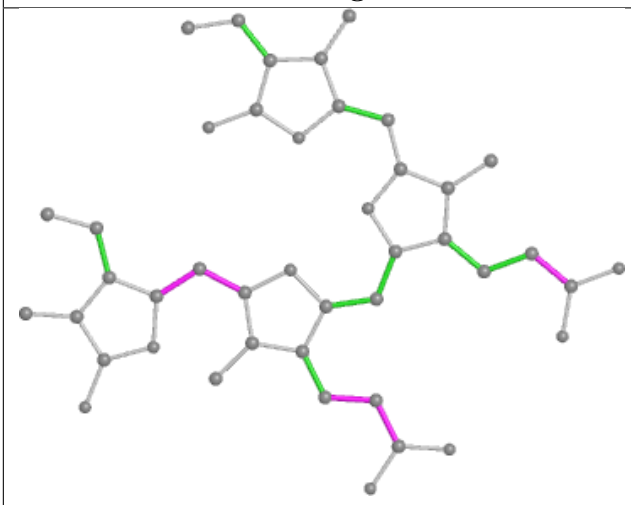

Torsions

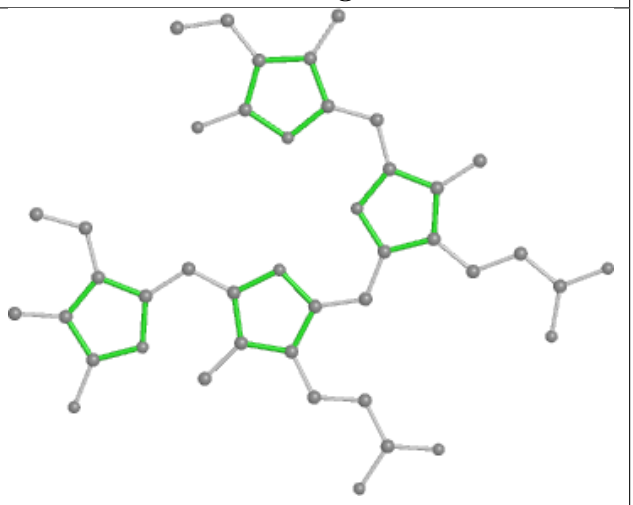

Rings

Ligand PEB l8 201

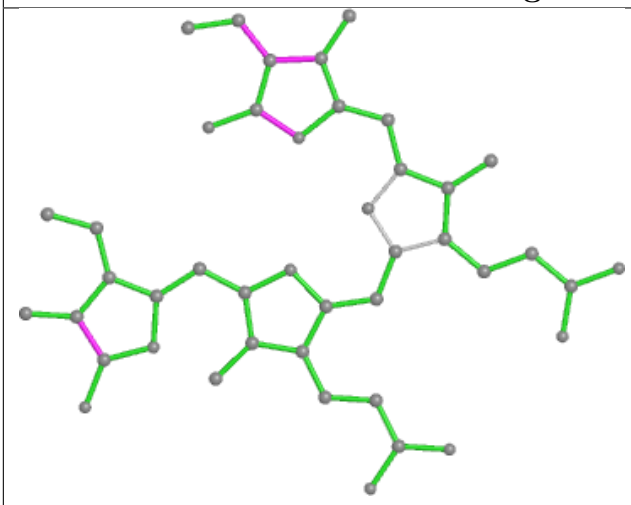

Bond lengths

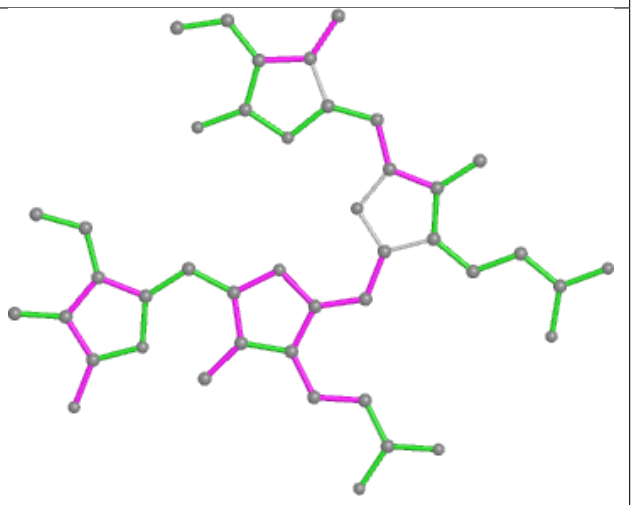

Bond angles

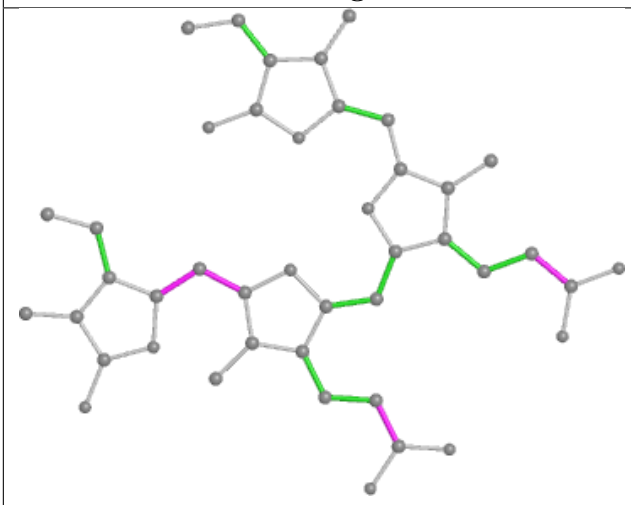

Torsions

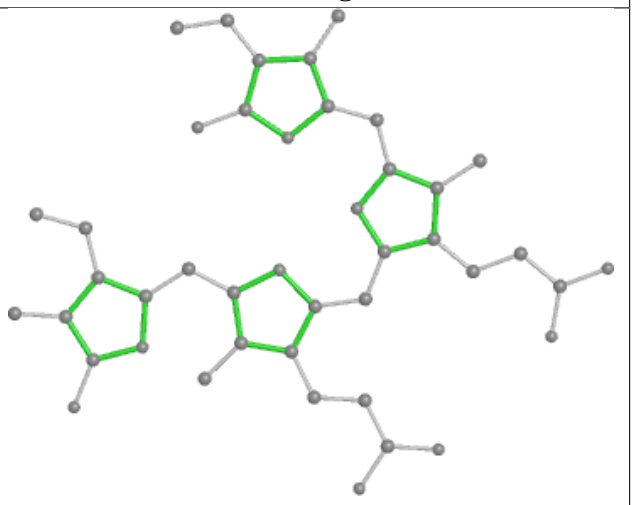

Rings

Ligand PUB j3 202

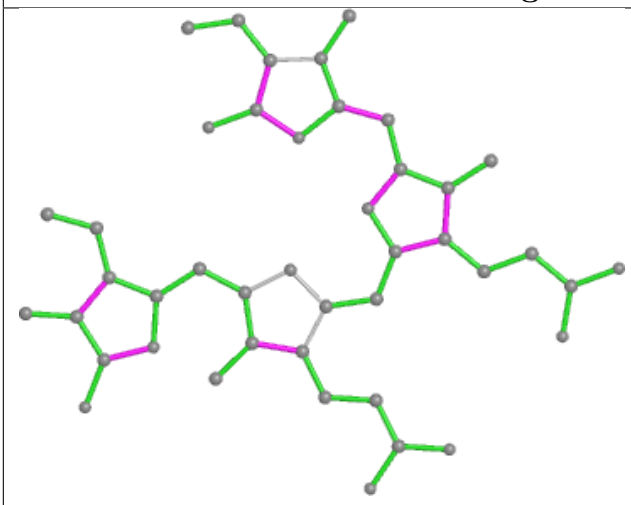

Bond lengths

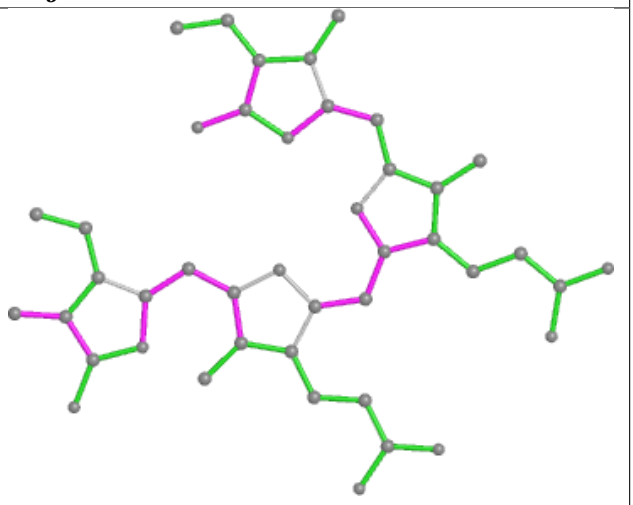

Bond angles

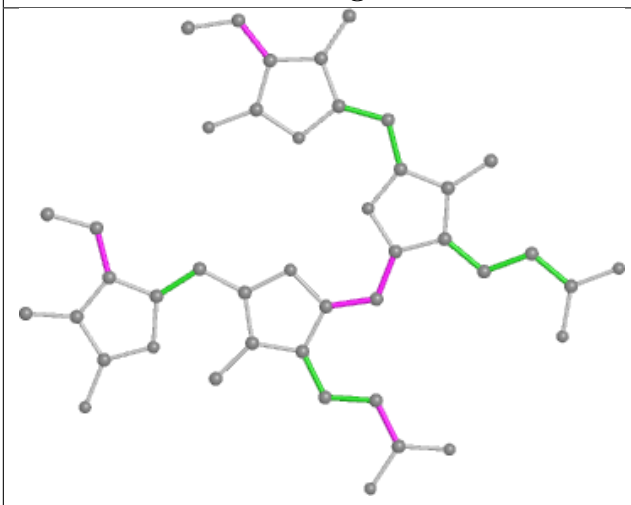

Torsions

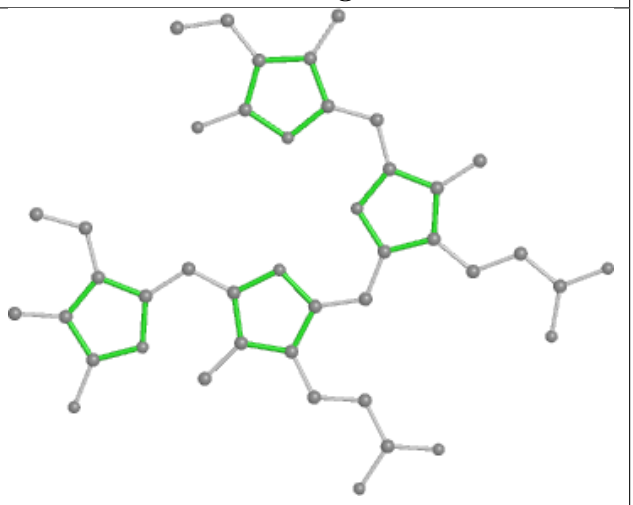

Rings

Ligand PUB Z5 305

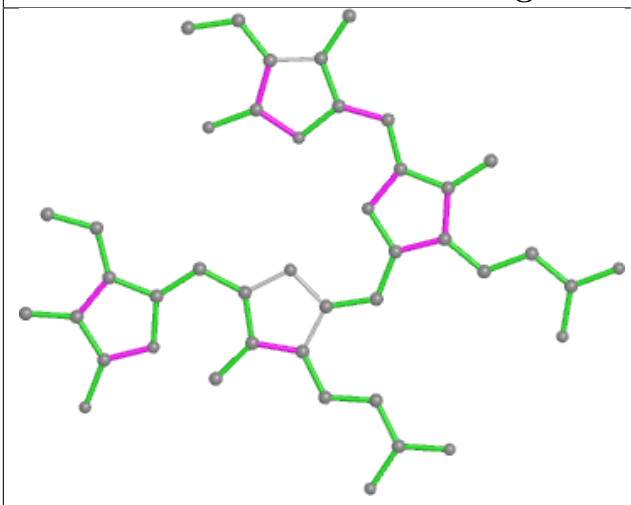

Bond lengths

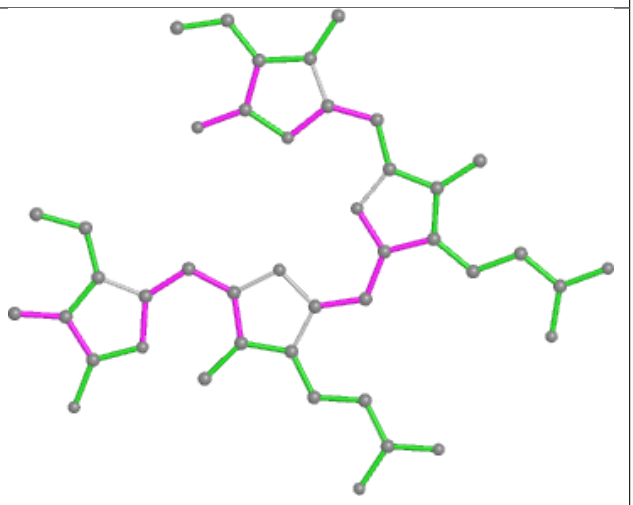

Bond angles

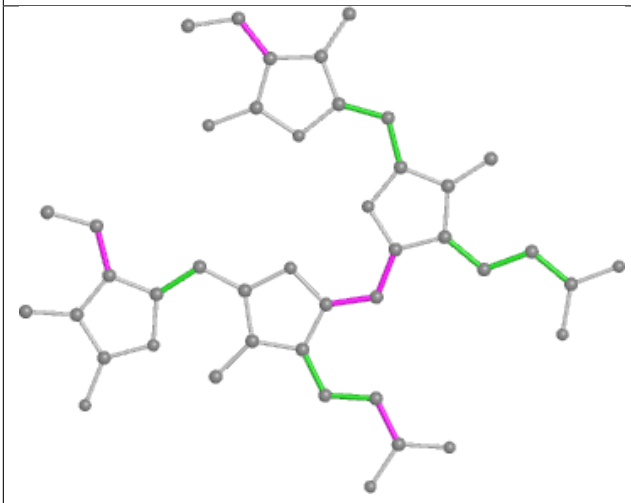

Torsions

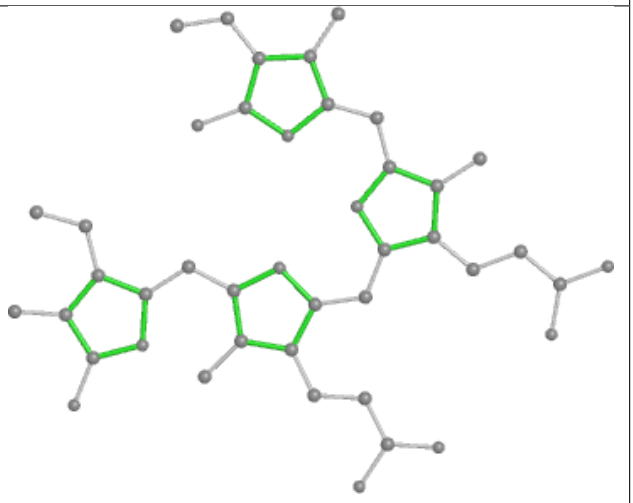

Rings

Ligand PEB g5 201

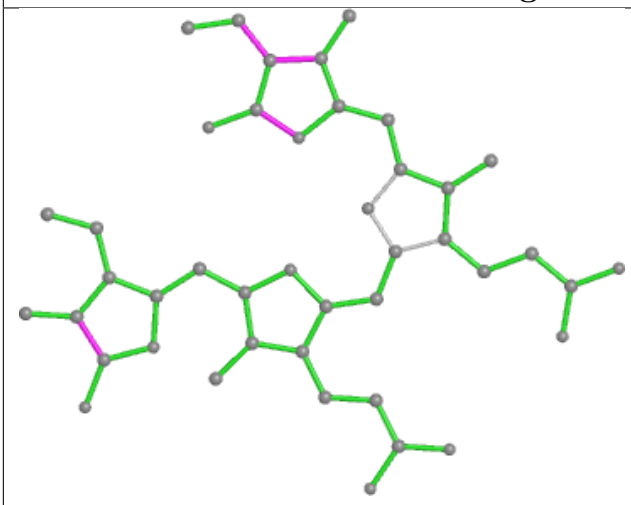

Bond lengths

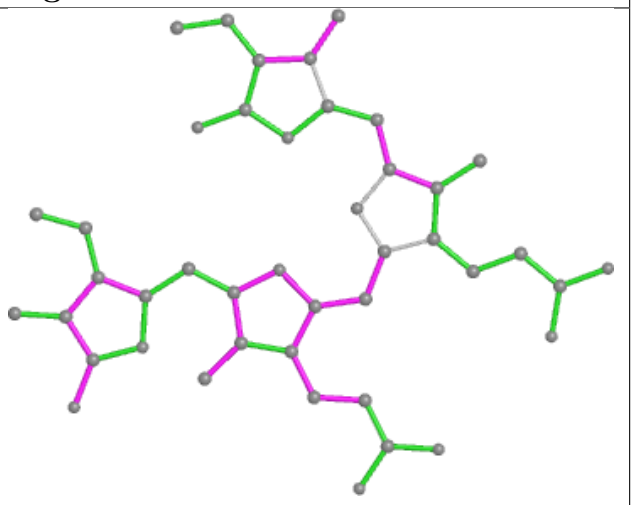

Bond angles

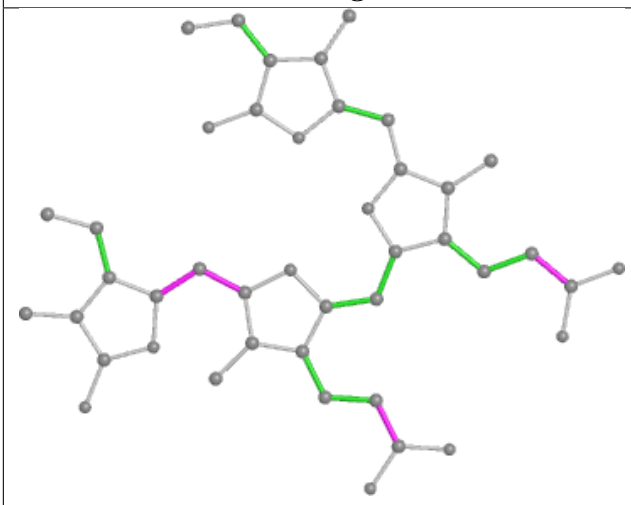

Torsions

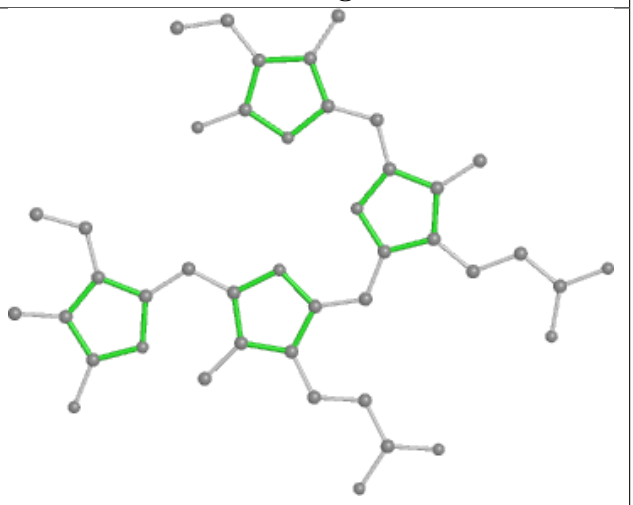

Rings

Ligand PEB O3 1002

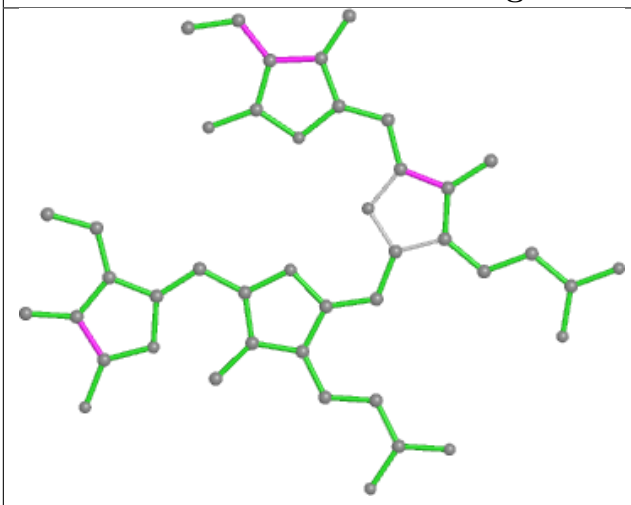

Bond lengths

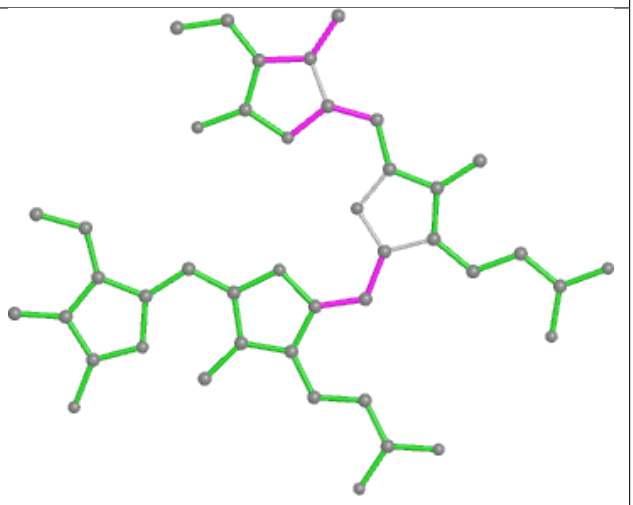

Bond angles

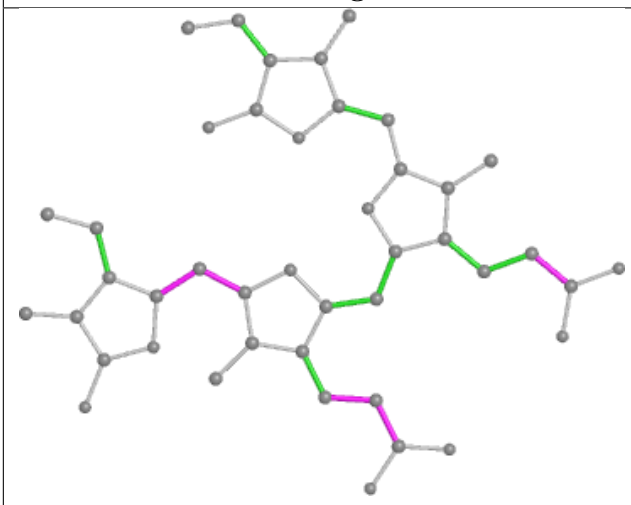

Torsions

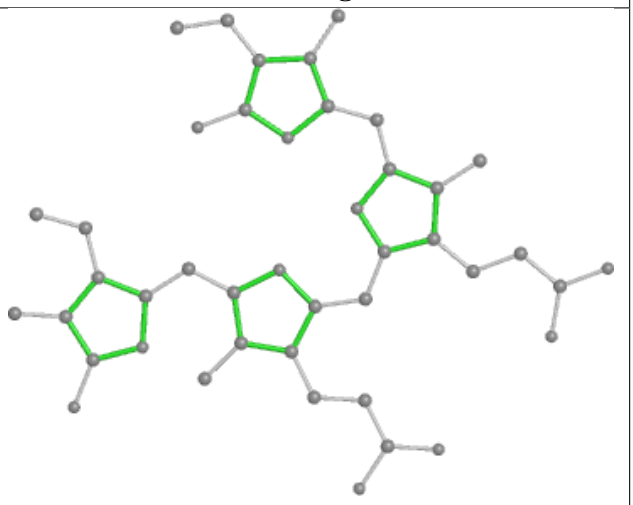

Rings

Ligand PEB h9 202

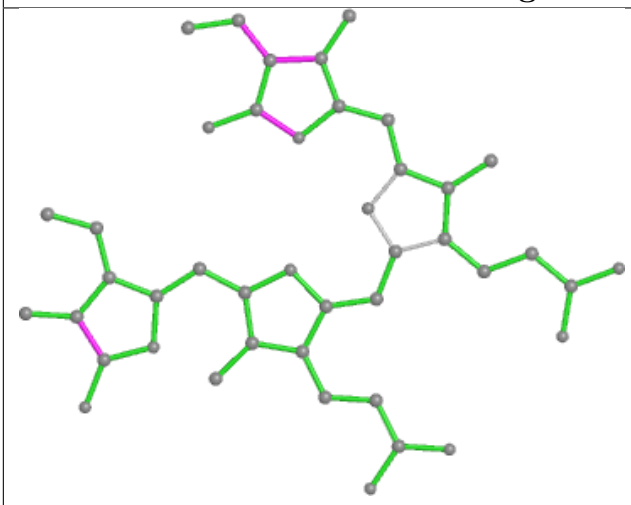

Bond lengths

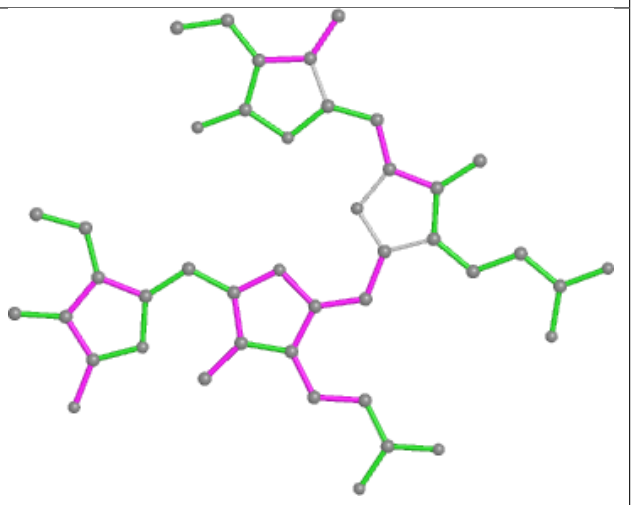

Bond angles

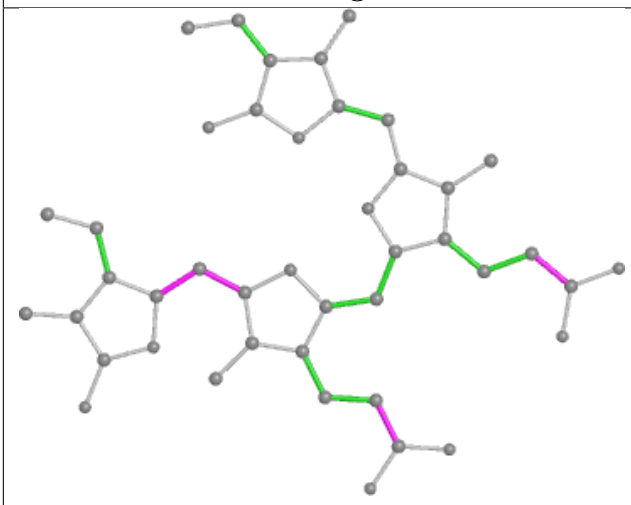

Torsions

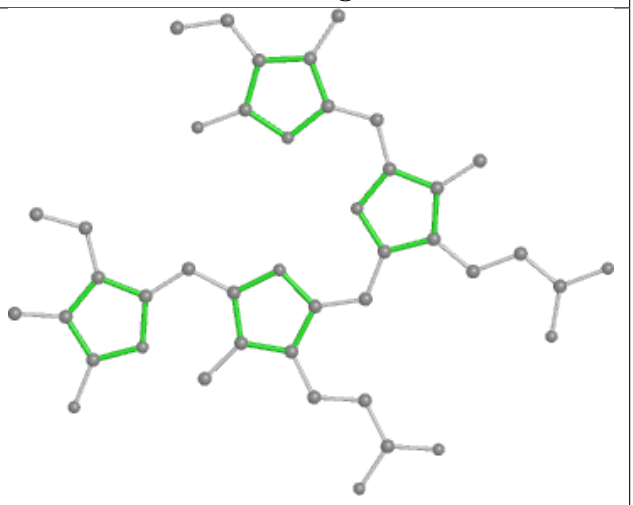

Rings

Ligand PEB hL 201

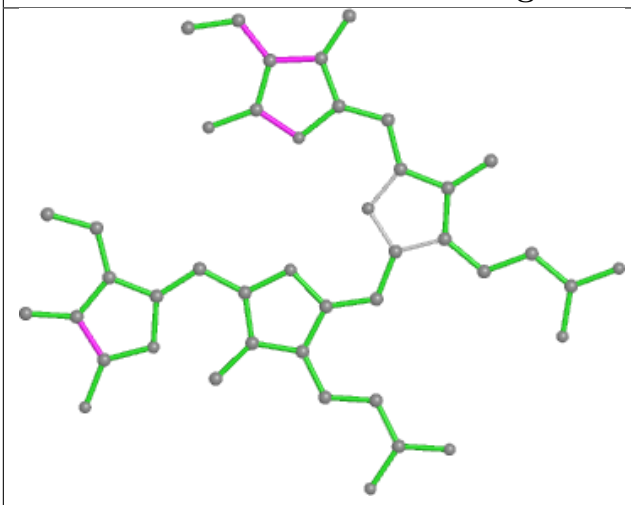

Bond lengths

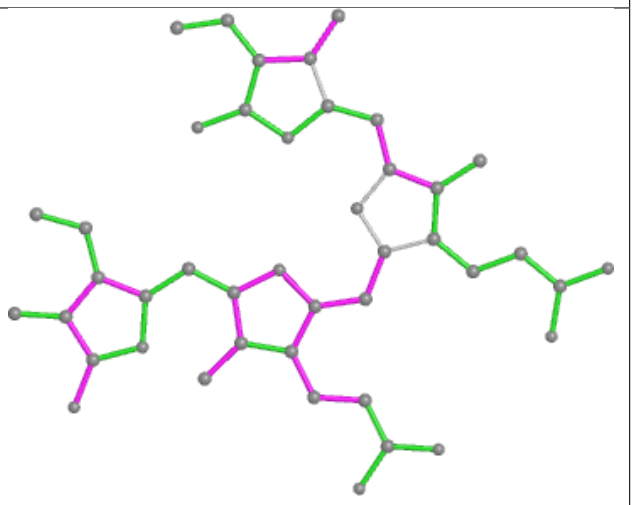

Bond angles

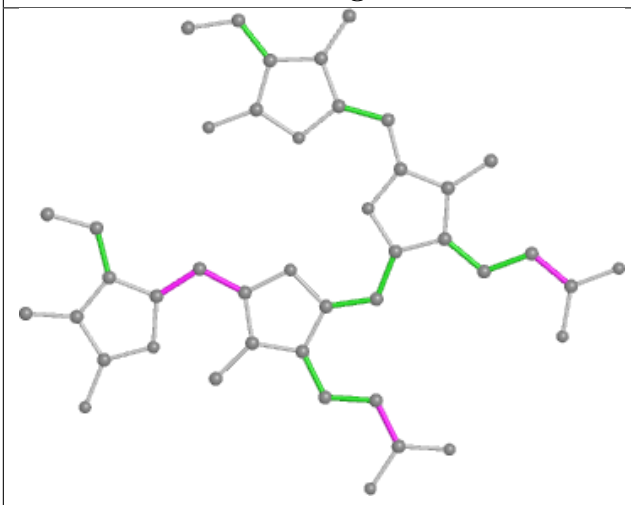

Torsions

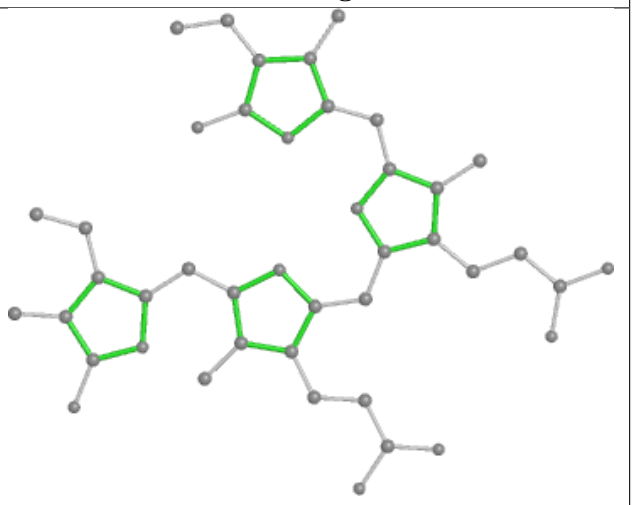

Rings

Ligand PUB l3 202

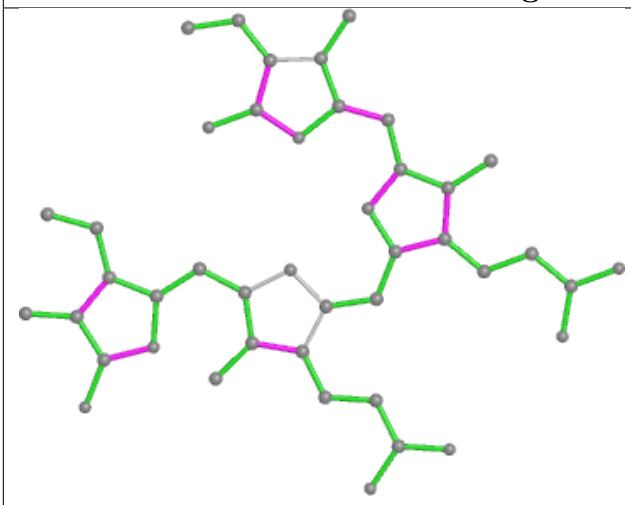

Bond lengths

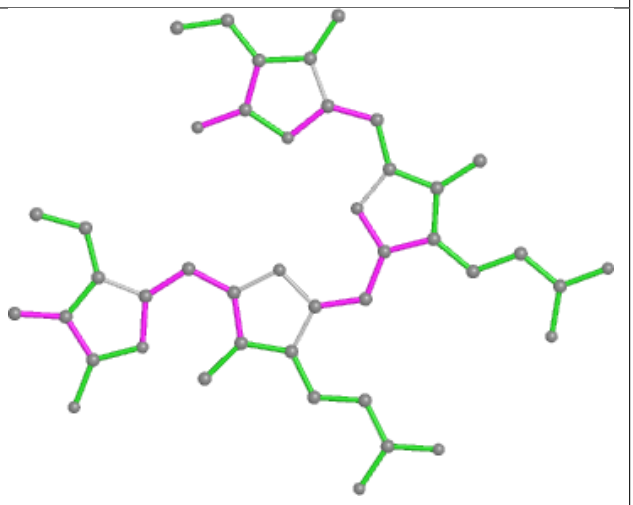

Bond angles

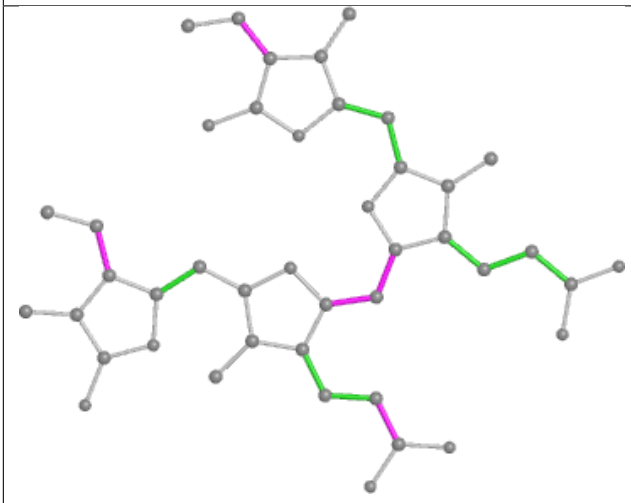

Torsions

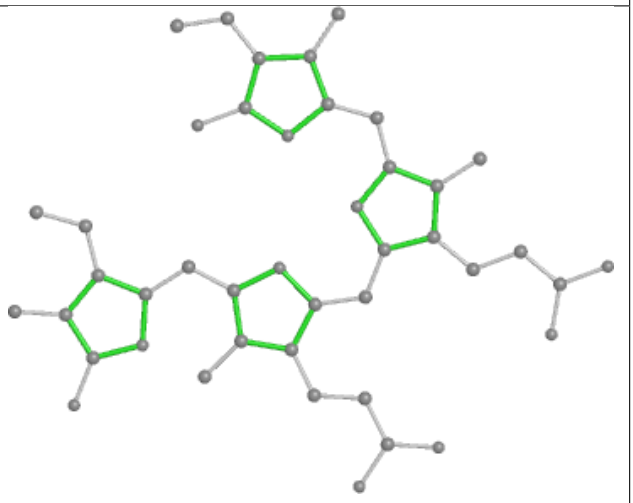

Rings

Ligand PEB M7 1002

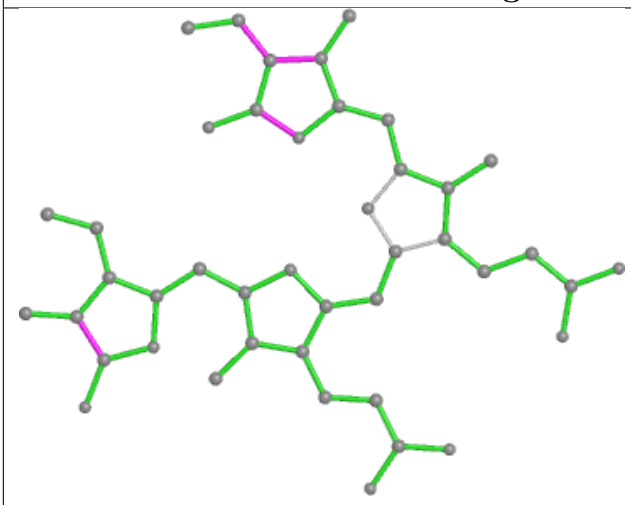

Bond lengths

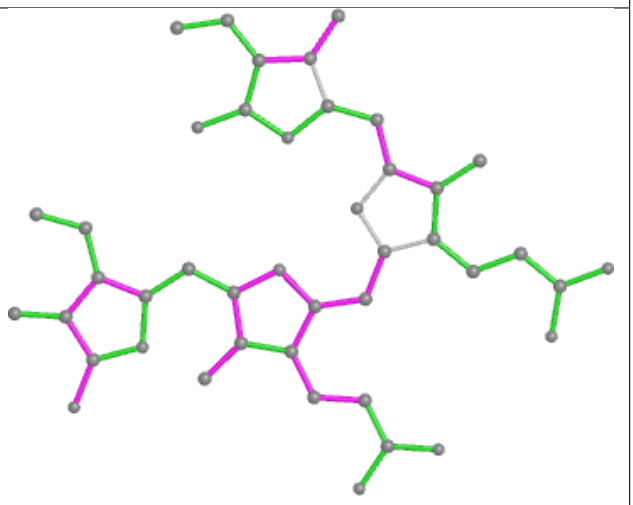

Bond angles

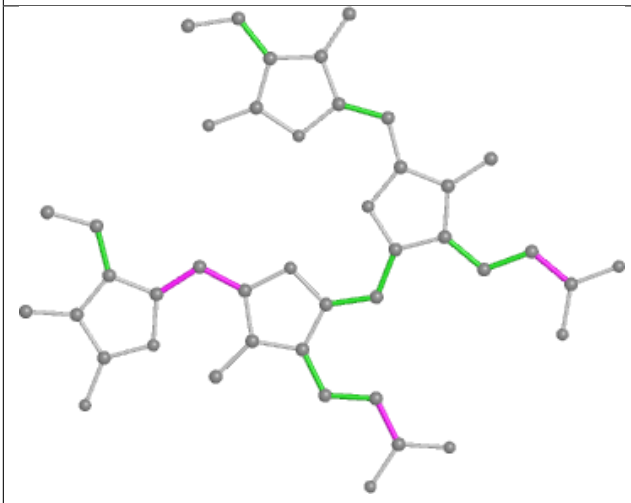

Torsions

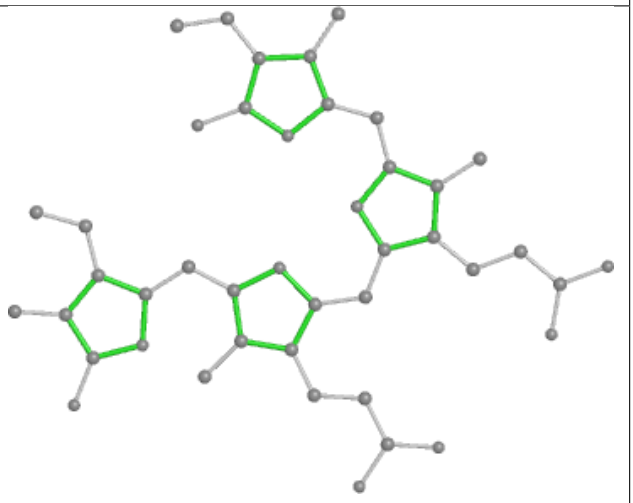

Rings

Ligand PEB bA 202

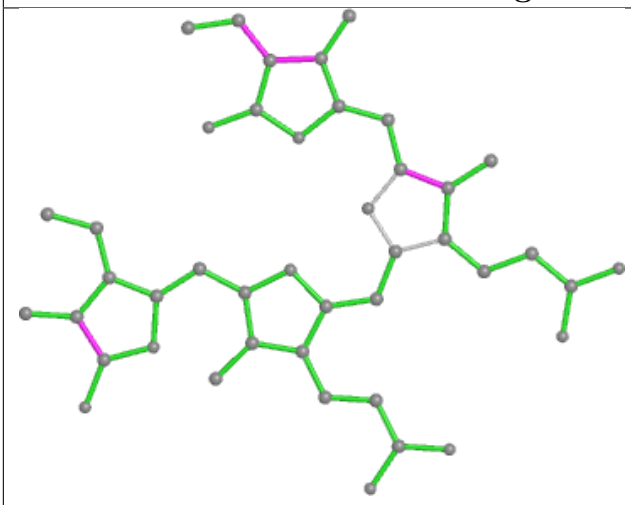

Bond lengths

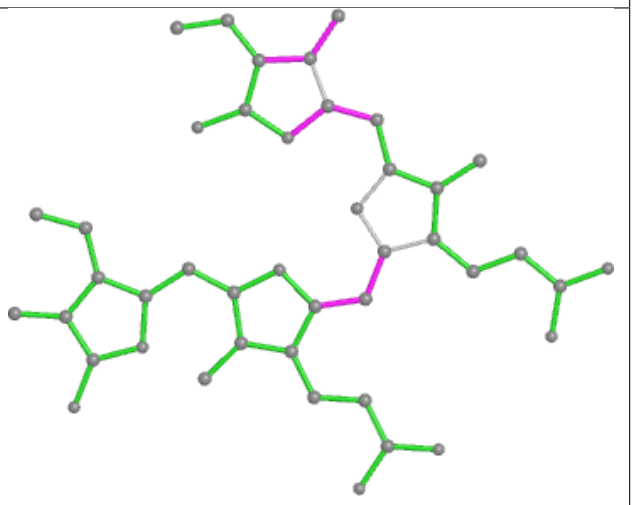

Bond angles

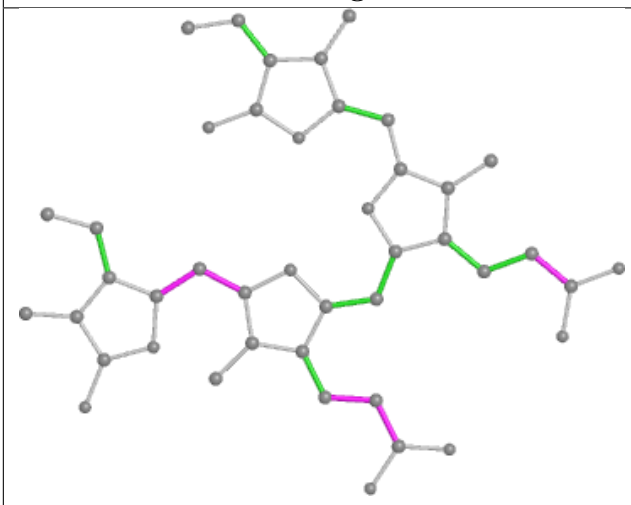

Torsions

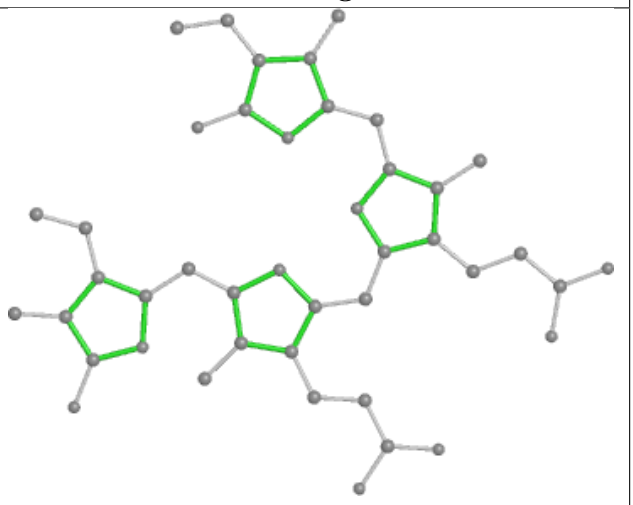

Rings

Ligand PEB X4 202

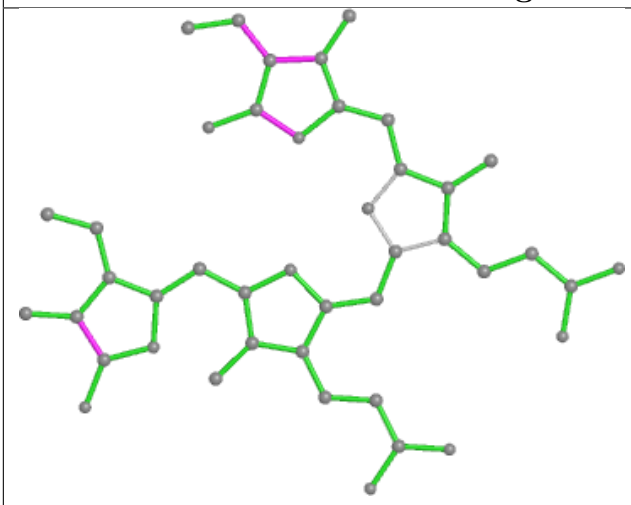

Bond lengths

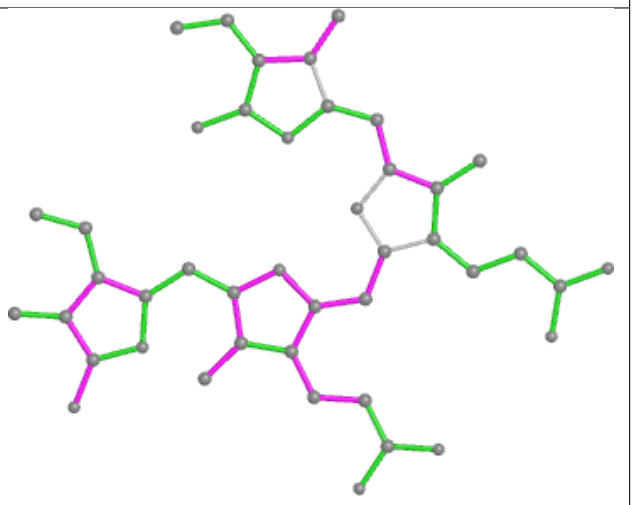

Bond angles

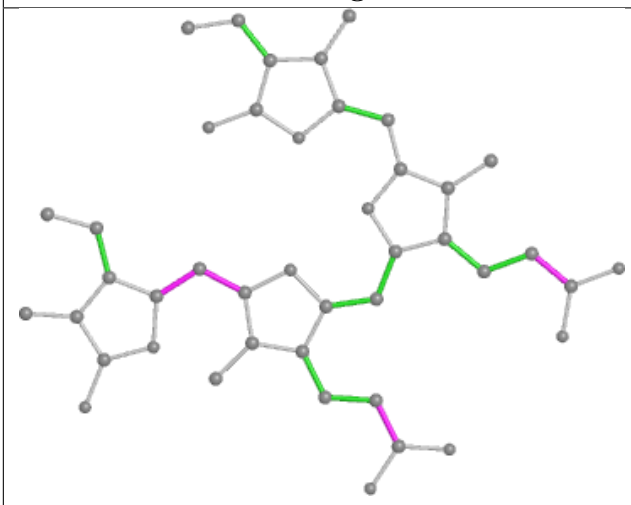

Torsions

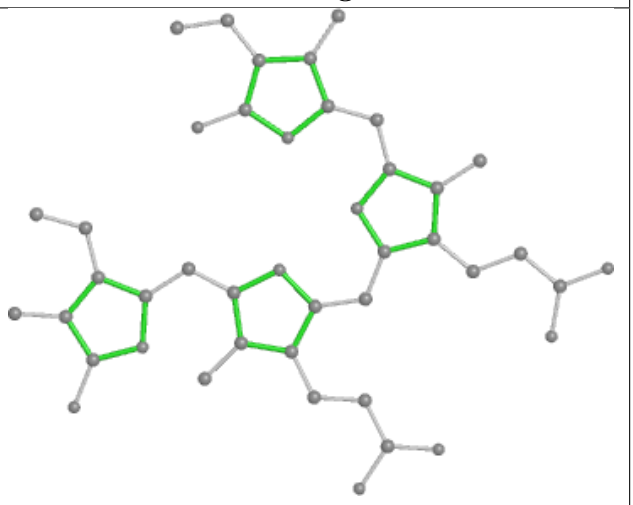

Rings

Ligand CYC Y1 201

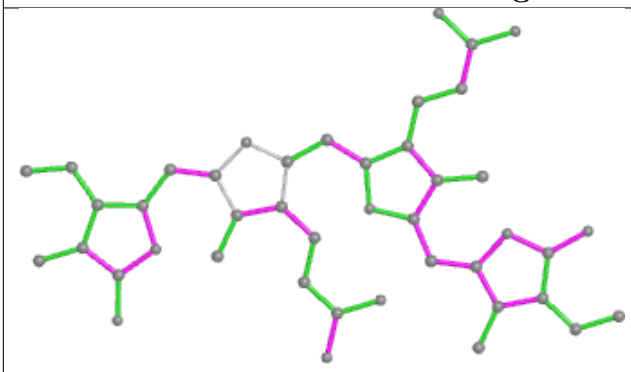

Bond lengths

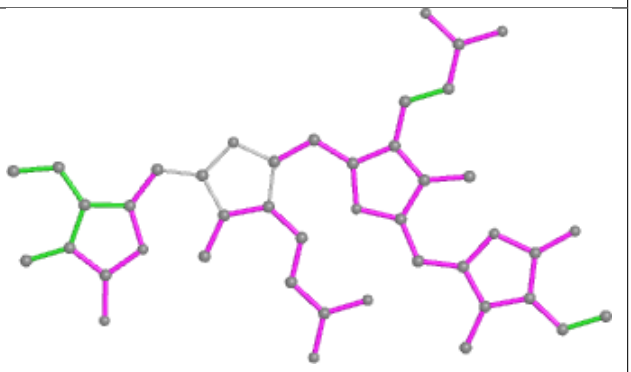

Bond angles

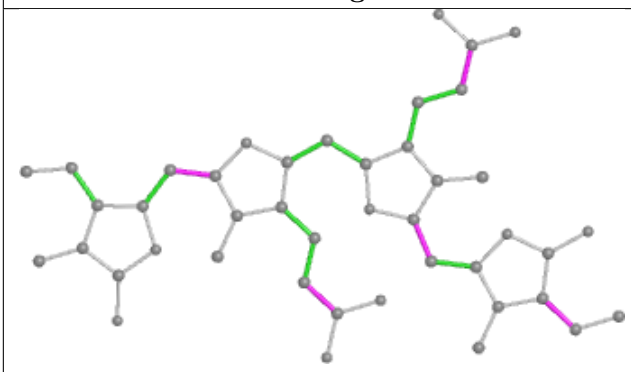

Torsions

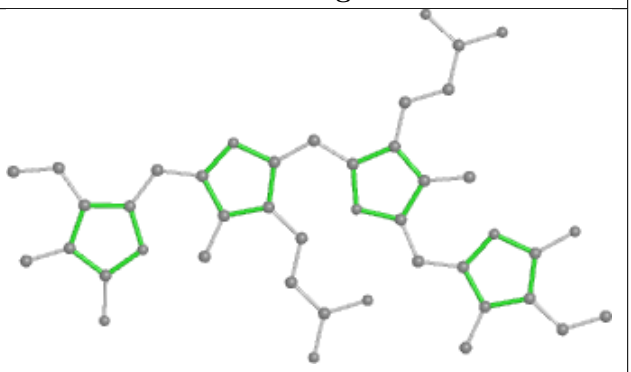

Rings

Ligand PUB aZ 305

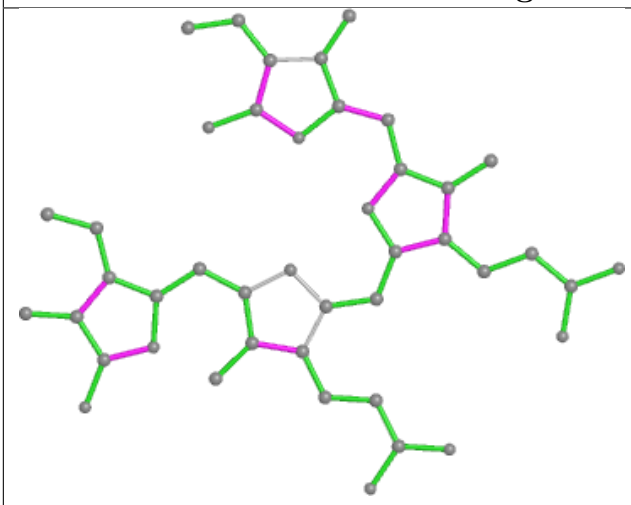

Bond lengths

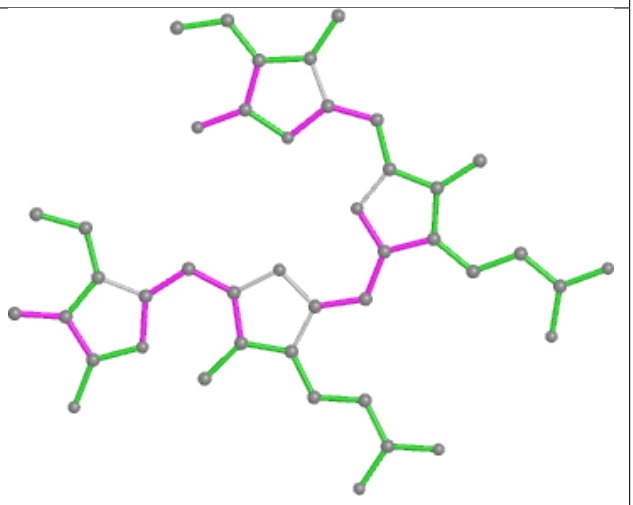

Bond angles

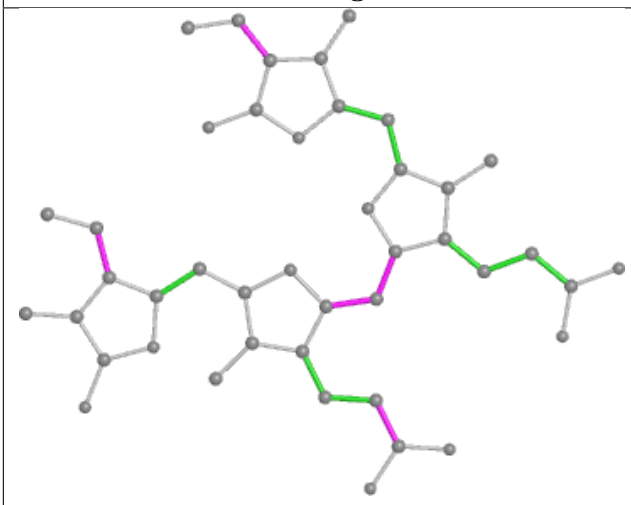

Torsions

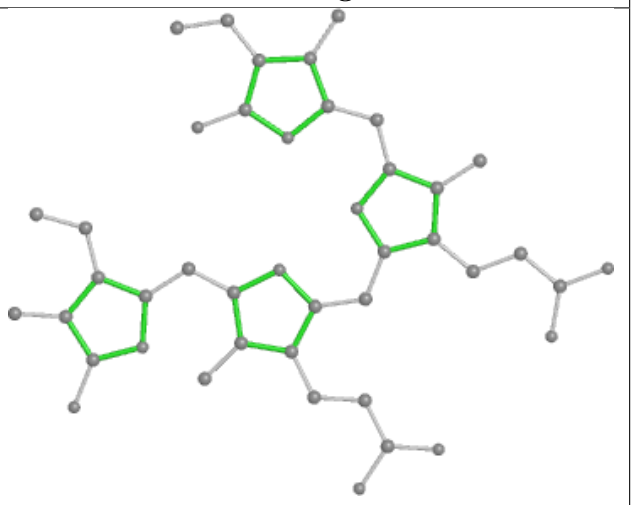

Rings

Ligand PEB L2 202

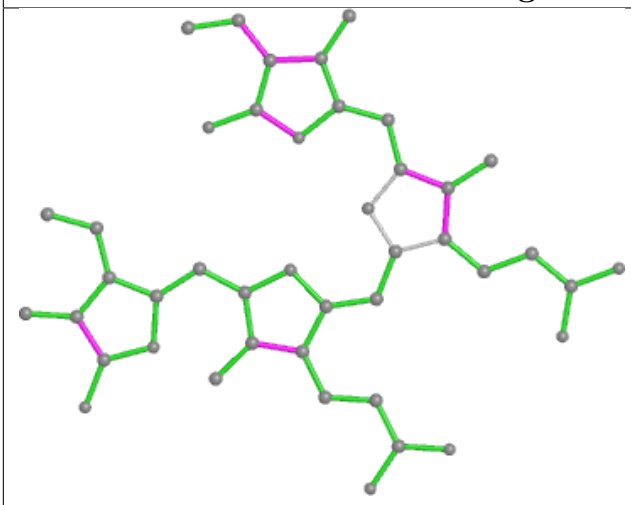

Bond lengths

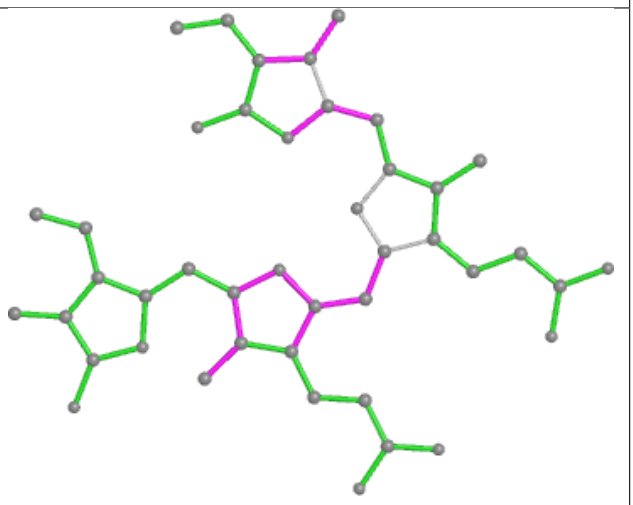

Bond angles

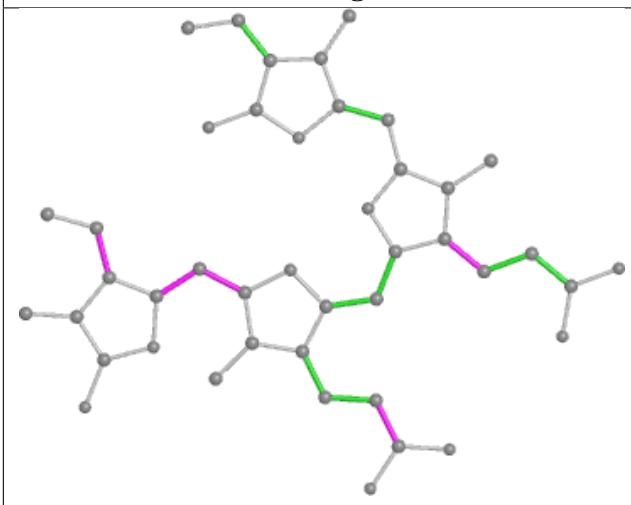

Torsions

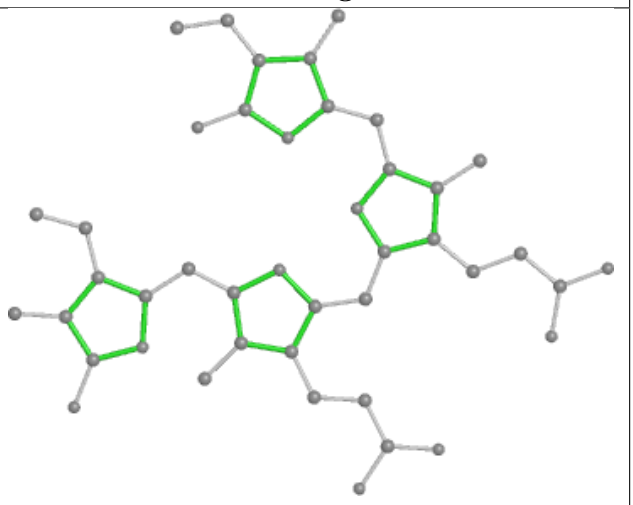

Rings

Ligand PUB b6 203

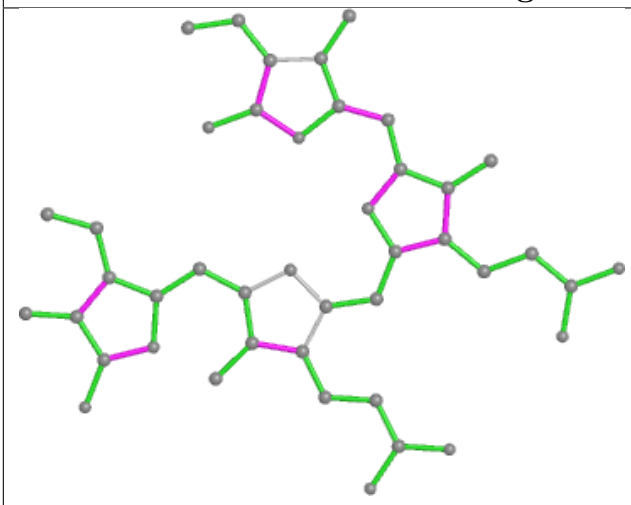

Bond lengths

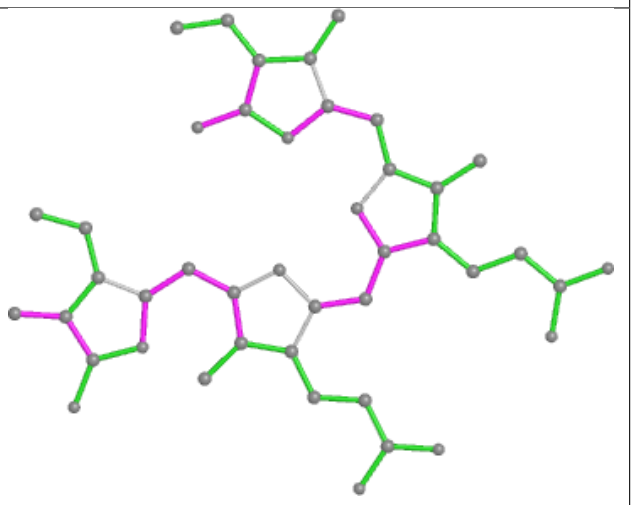

Bond angles

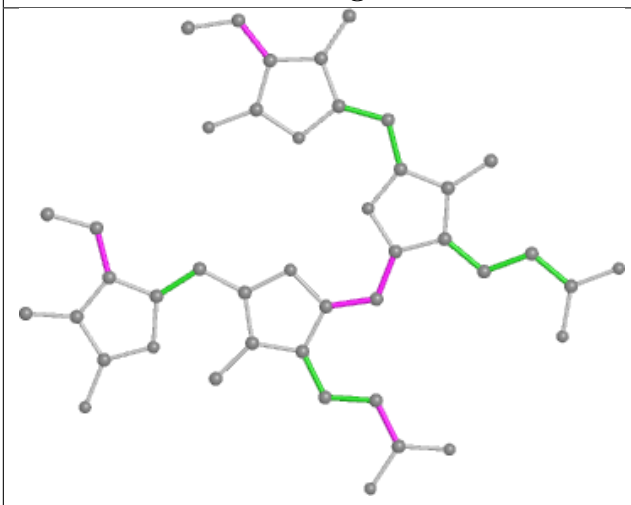

Torsions

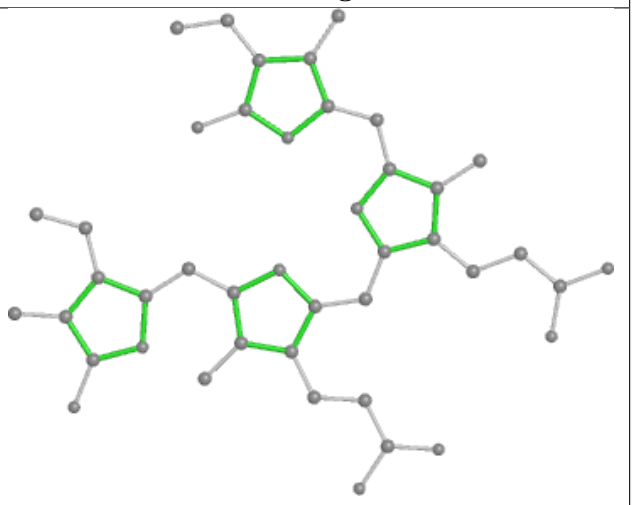

Rings

Ligand PEB bF 201

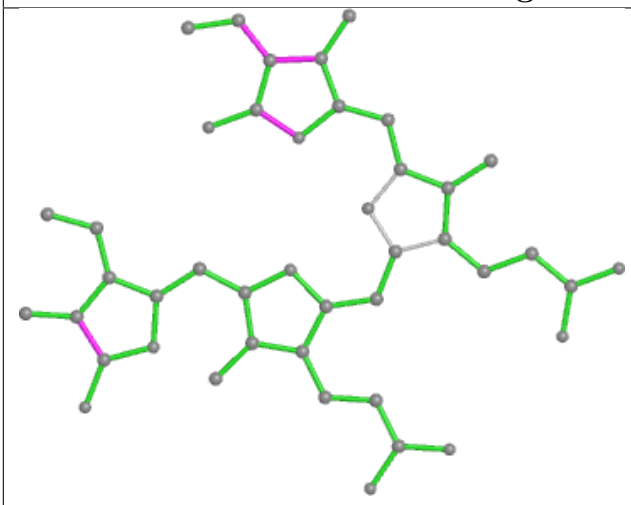

Bond lengths

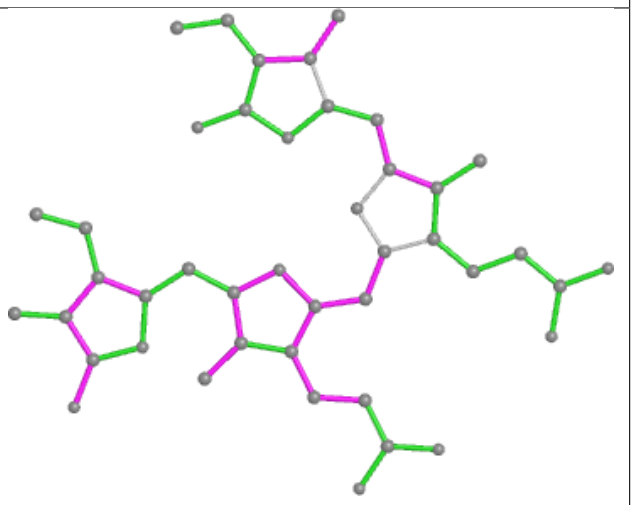

Bond angles

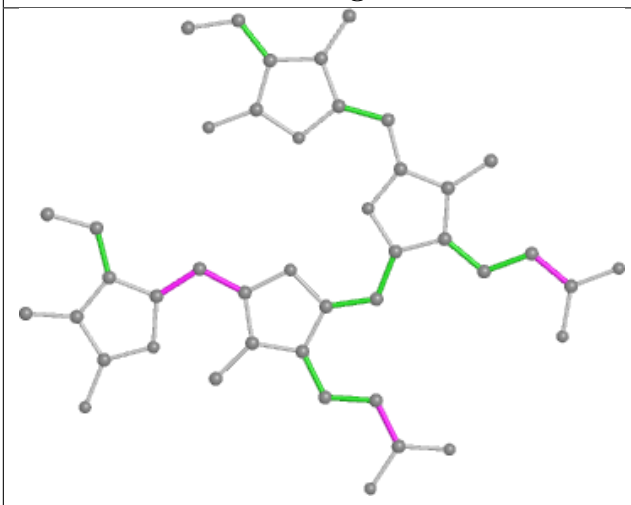

Torsions

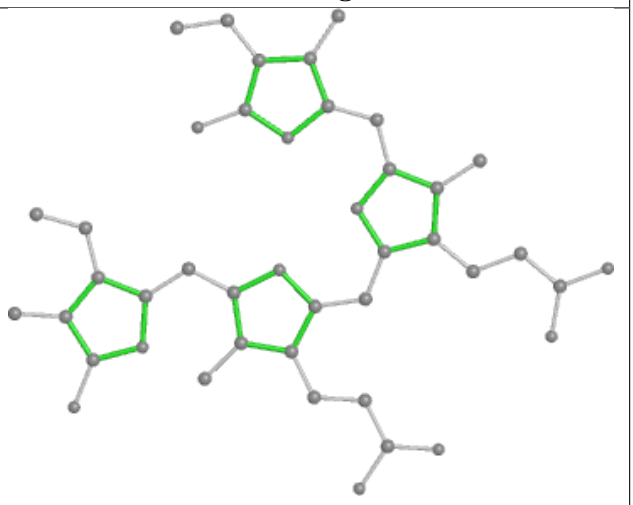

Rings

Ligand PUB P2 203

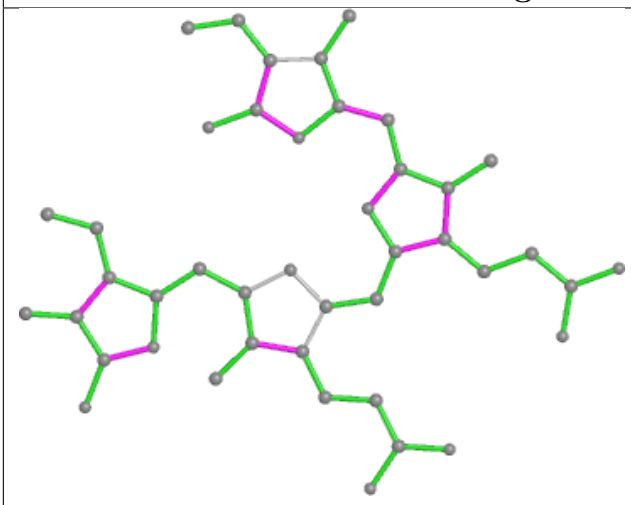

Bond lengths

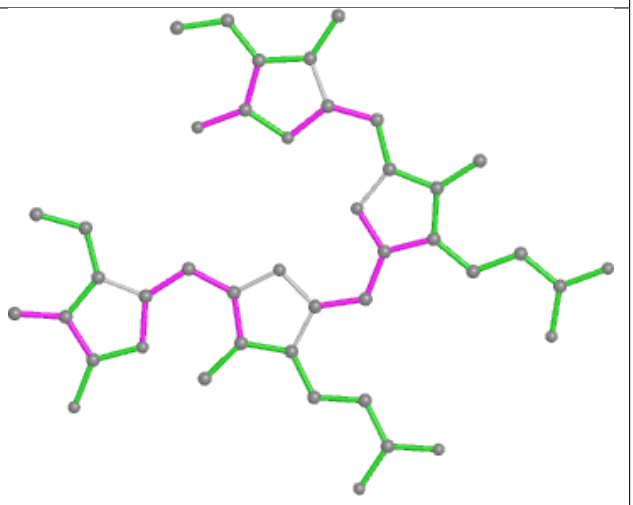

Bond angles

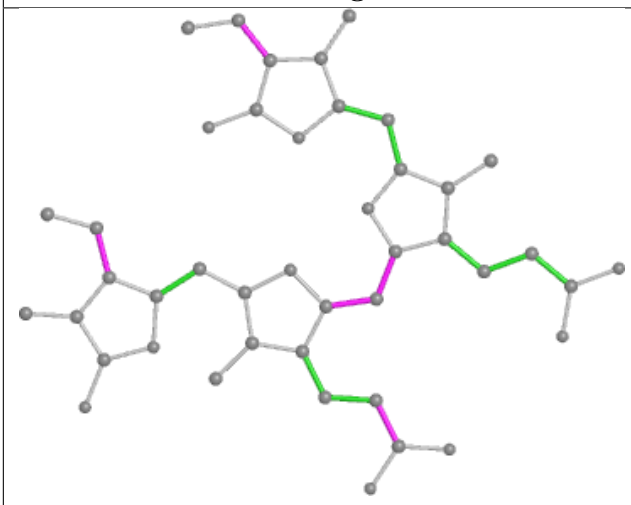

Torsions

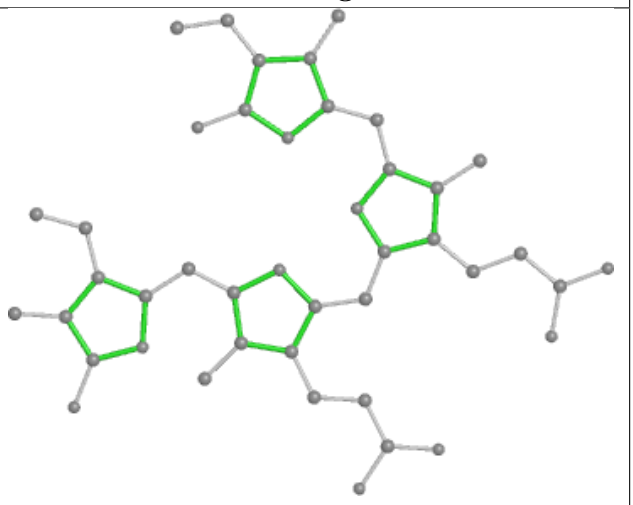

Rings

Ligand PEB i4 201

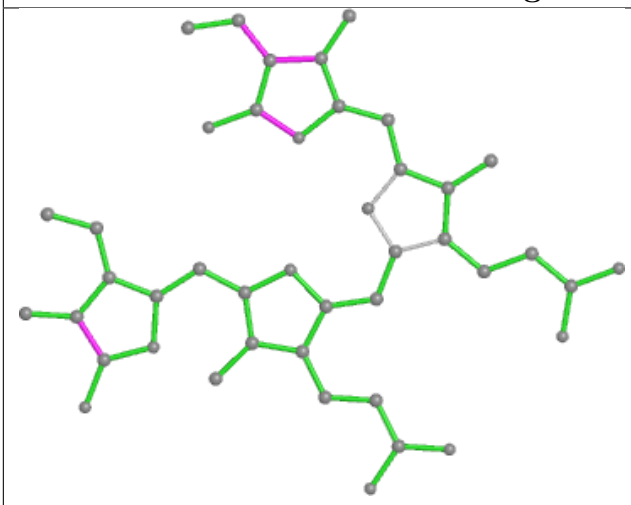

Bond lengths

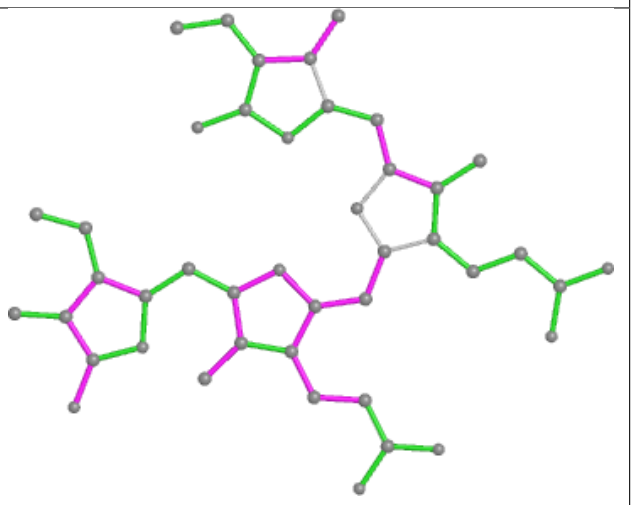

Bond angles

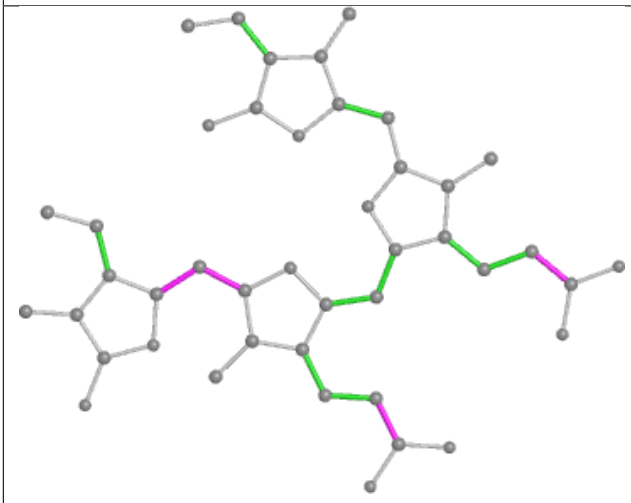

Torsions

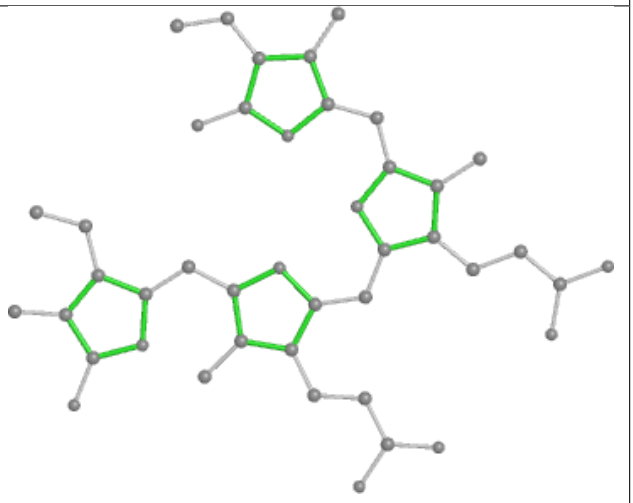

Rings

Ligand PEB lf 202

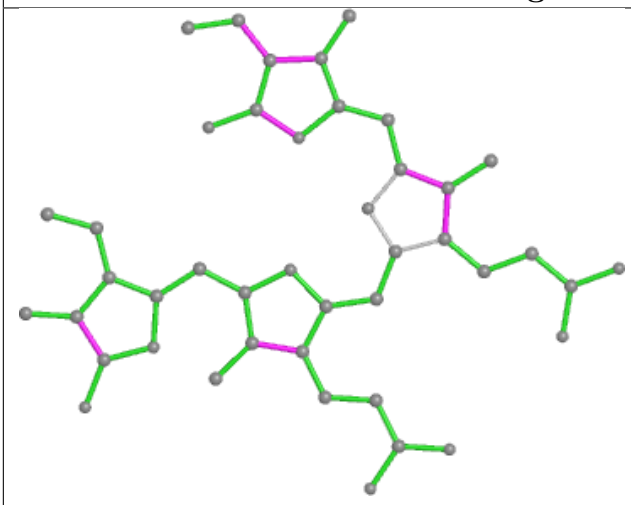

Bond lengths

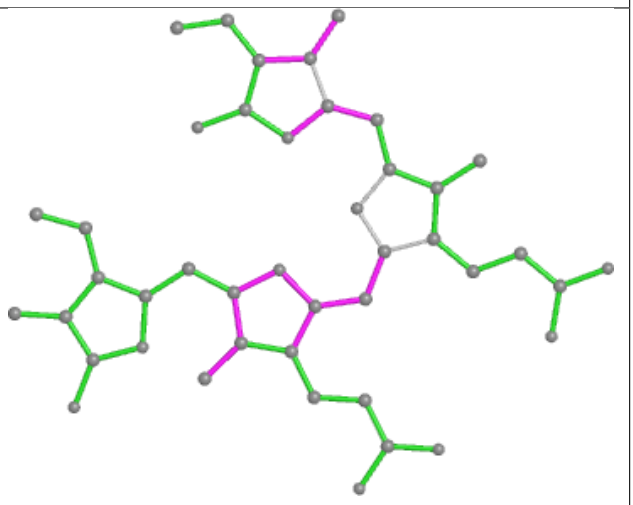

Bond angles

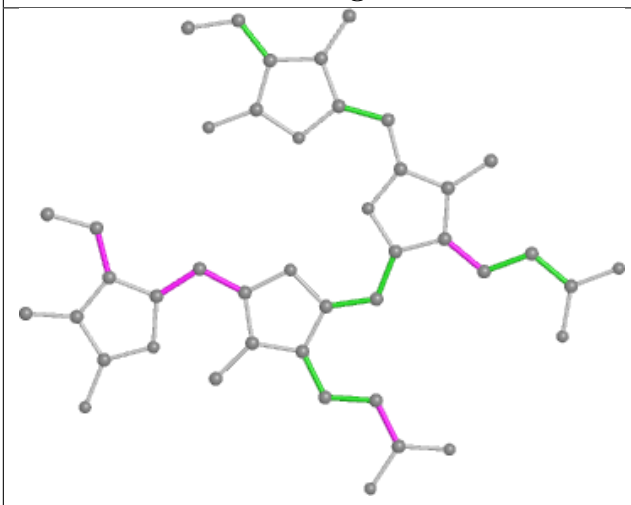

Torsions

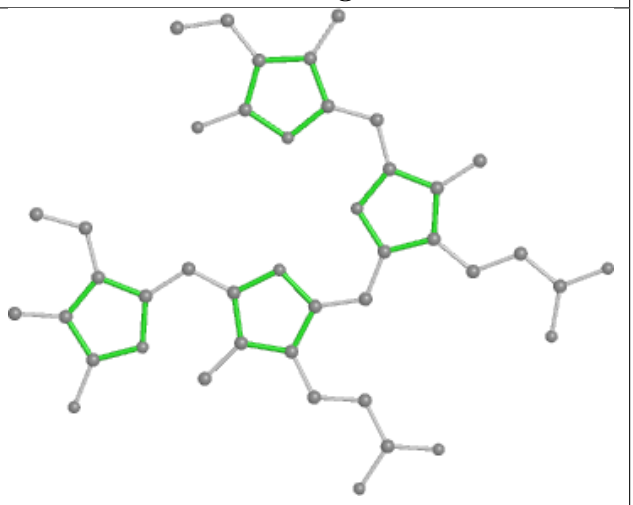

Rings

Ligand PEB u2 201

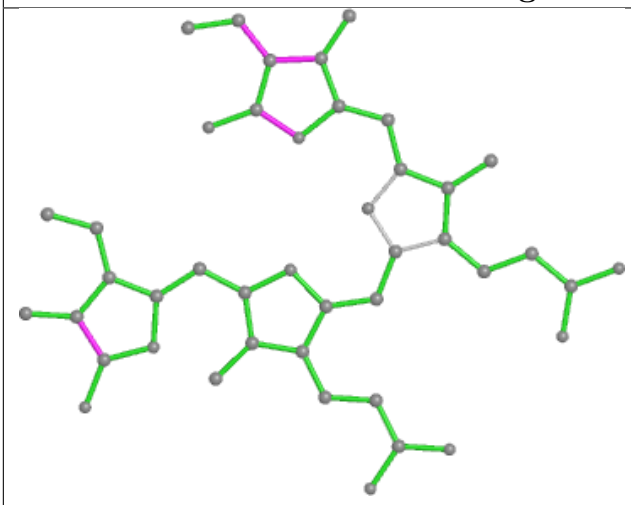

Bond lengths

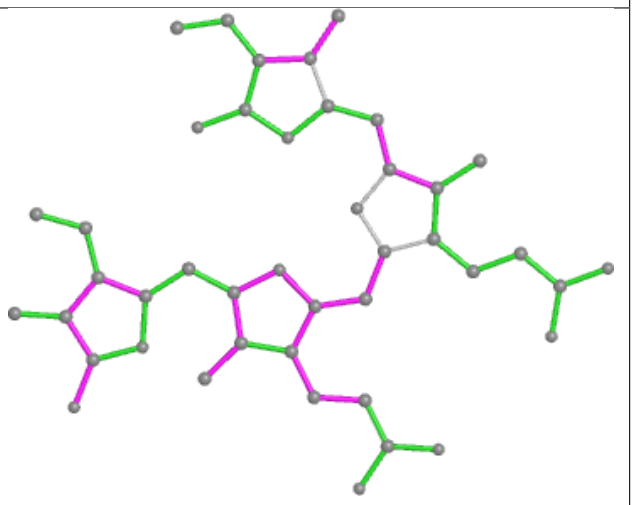

Bond angles

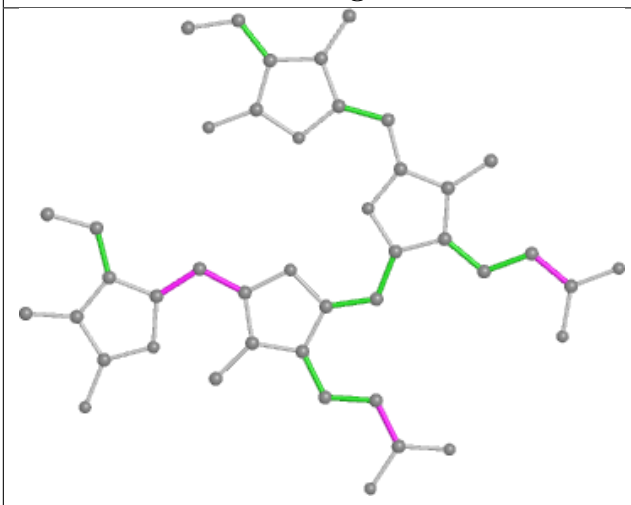

Torsions

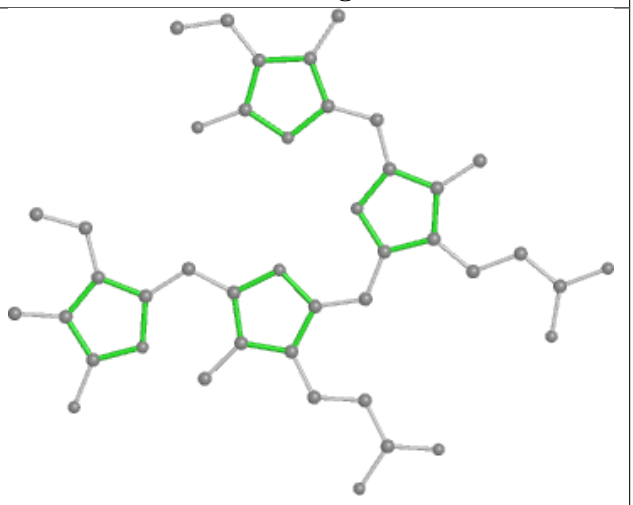

Rings

Ligand CYC k1 201

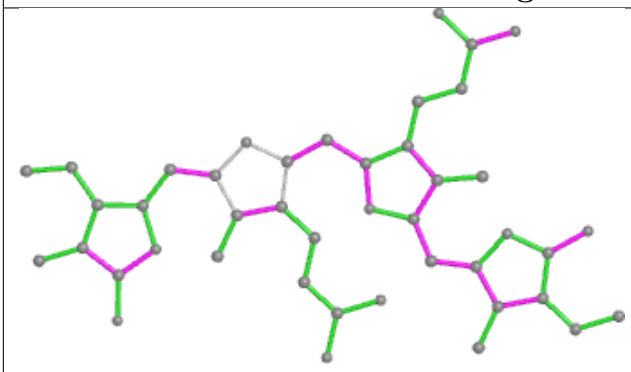

Bond lengths

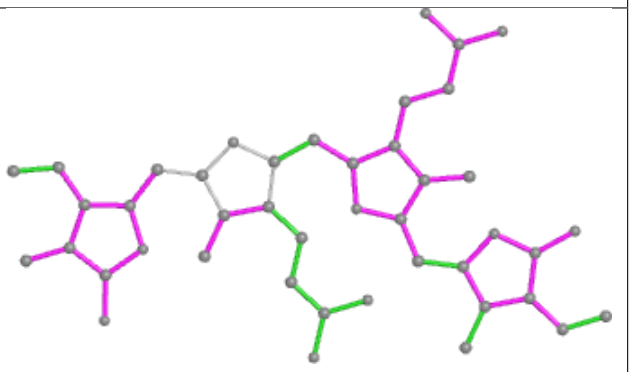

Bond angles

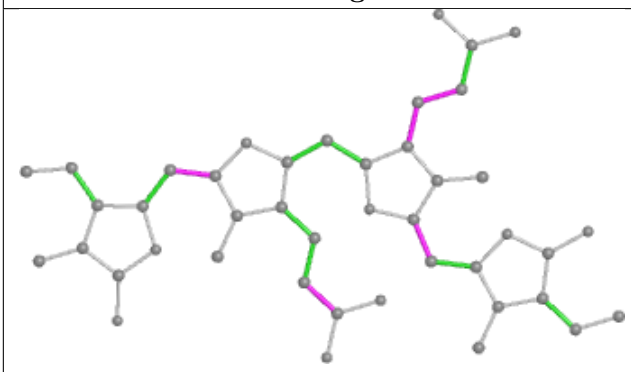

Torsions

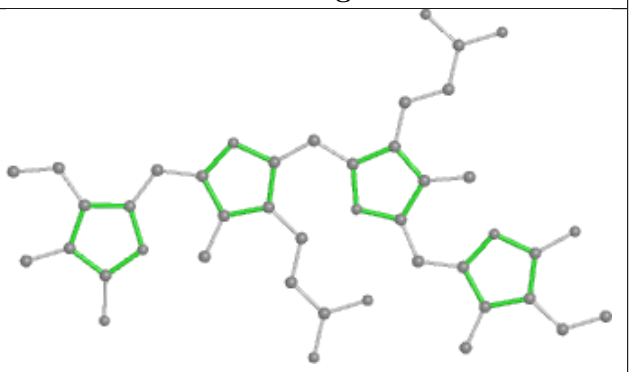

Rings

Ligand PEB dm 202

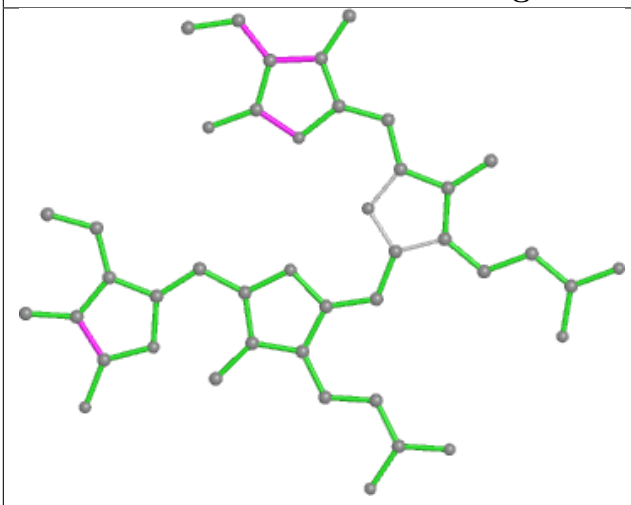

Bond lengths

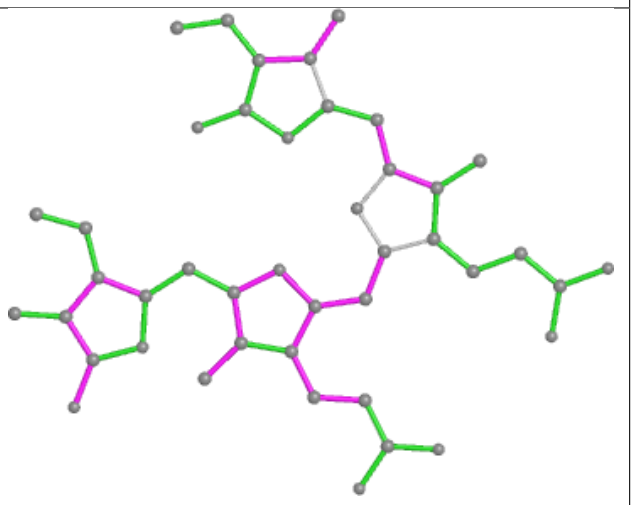

Bond angles

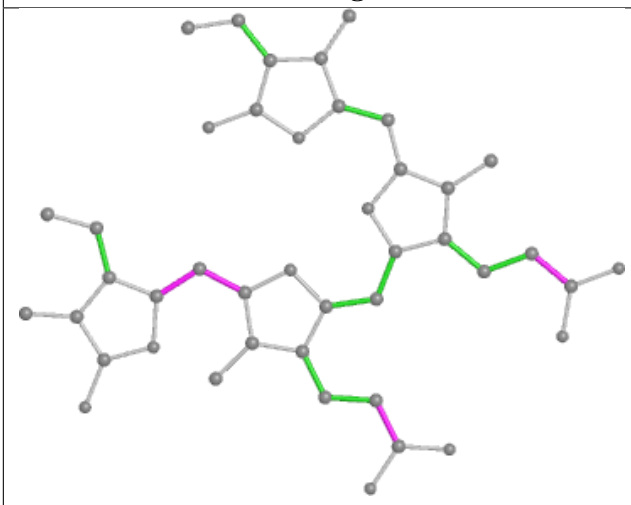

Torsions

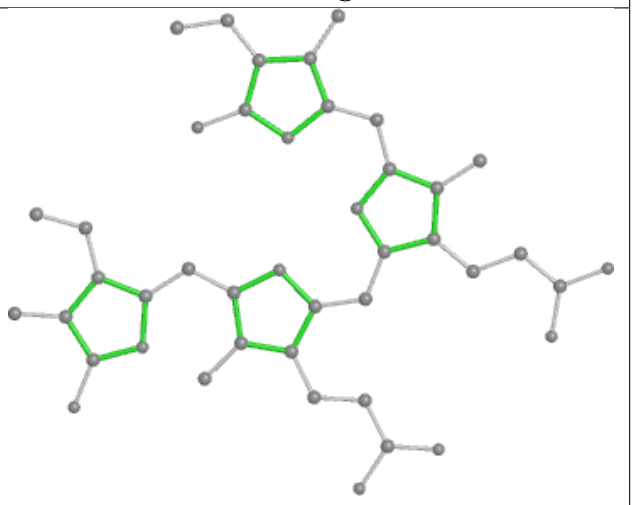

Rings

Ligand PUB hX 203

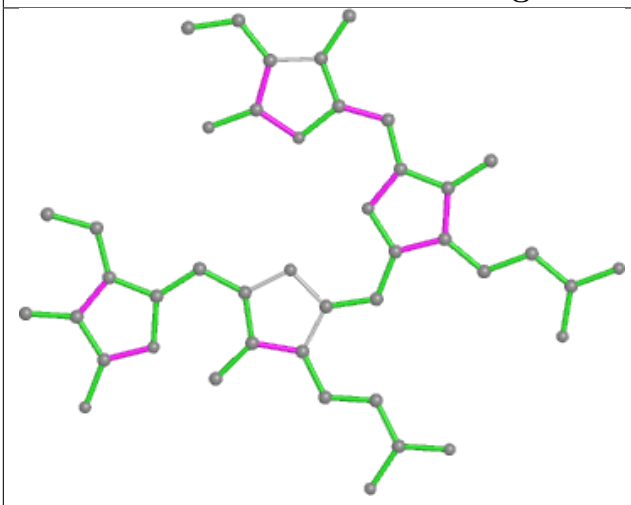

Bond lengths

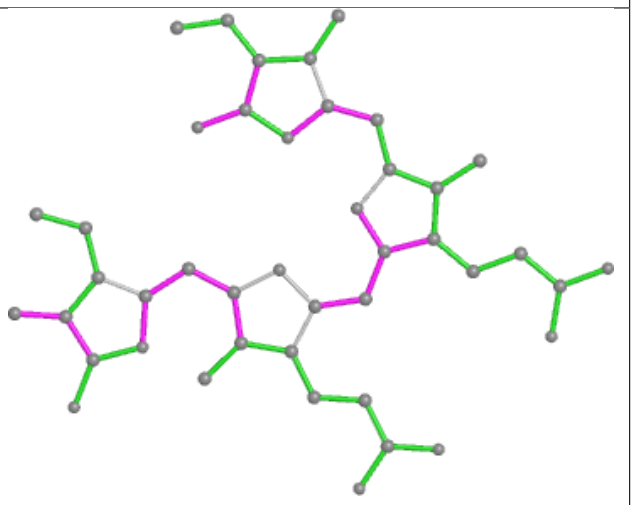

Bond angles

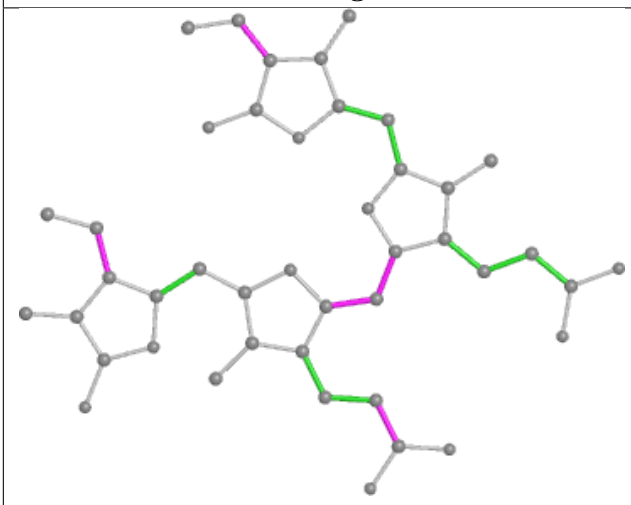

Torsions

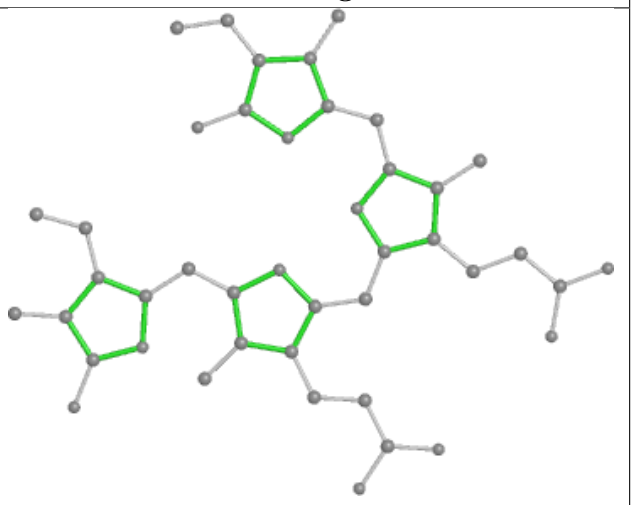

Rings

Ligand PEB en 201

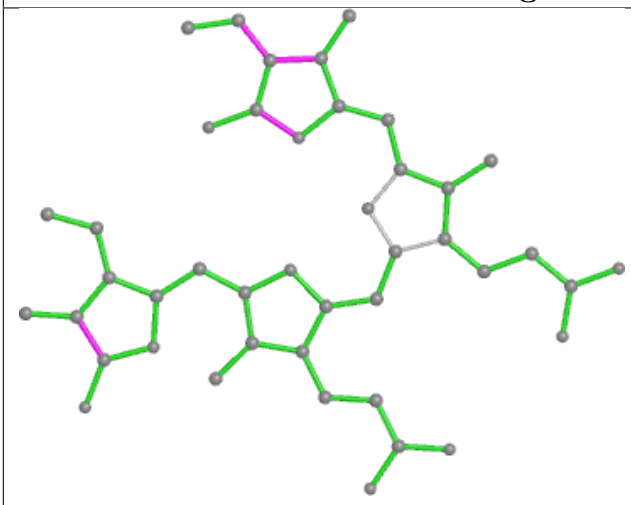

Bond lengths

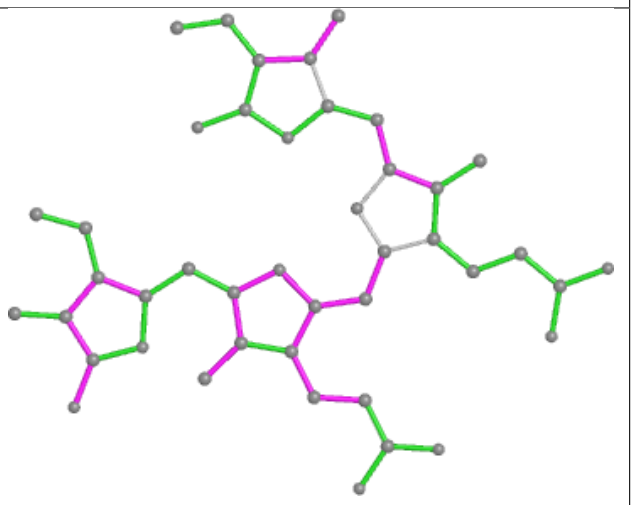

Bond angles

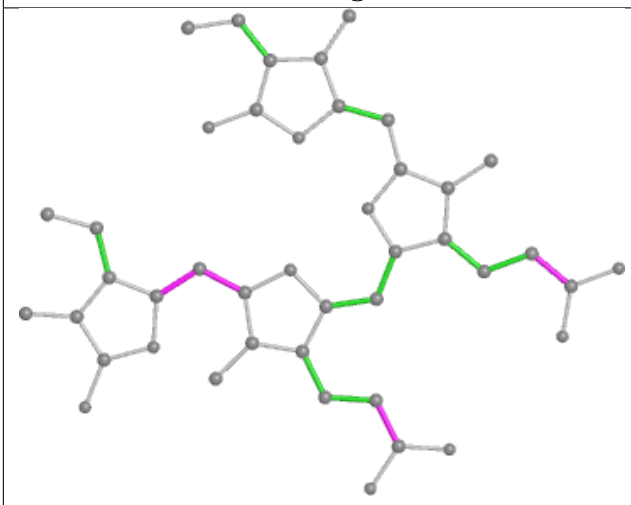

Torsions

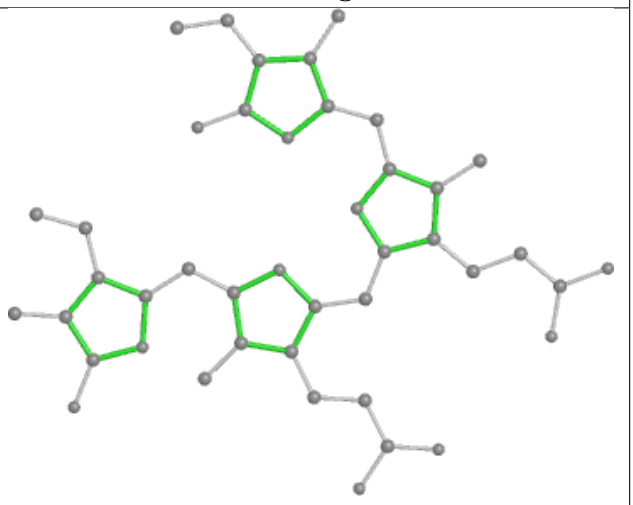

Rings

Ligand PUB V4 203

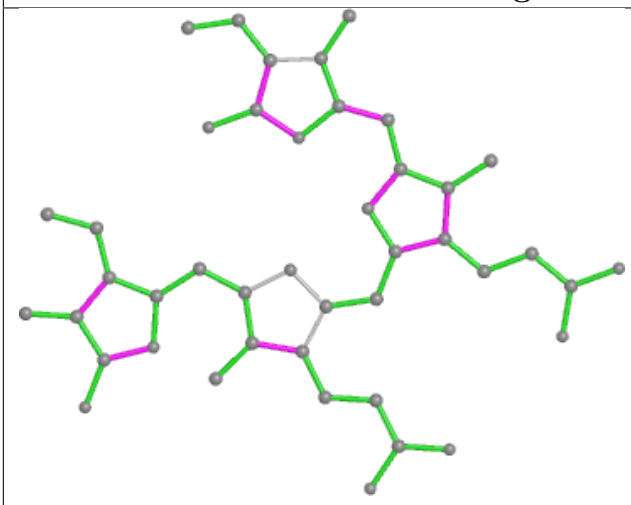

Bond lengths

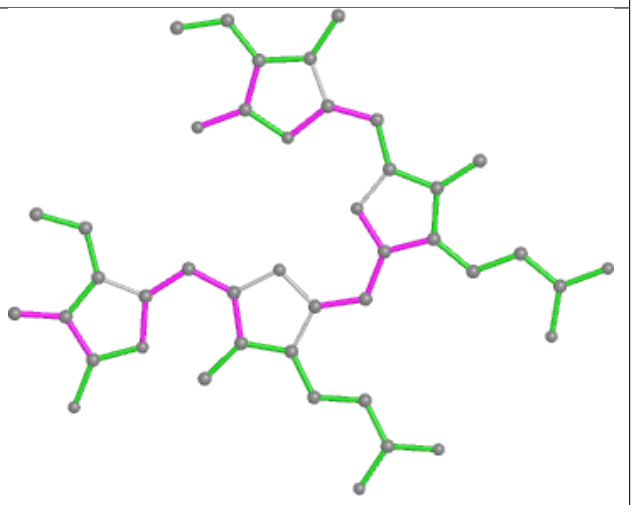

Bond angles

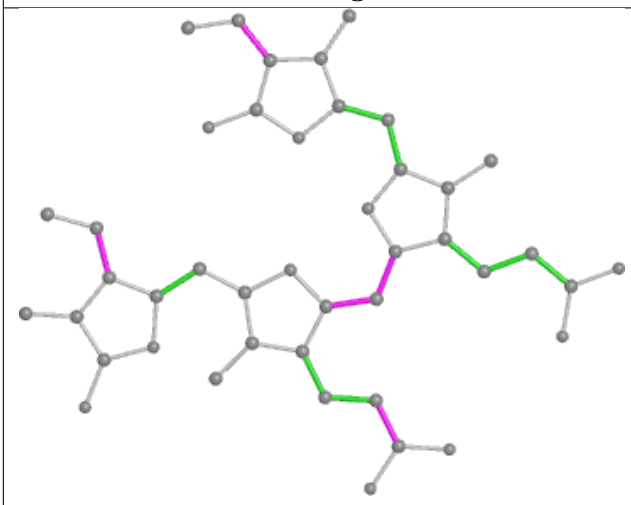

Torsions

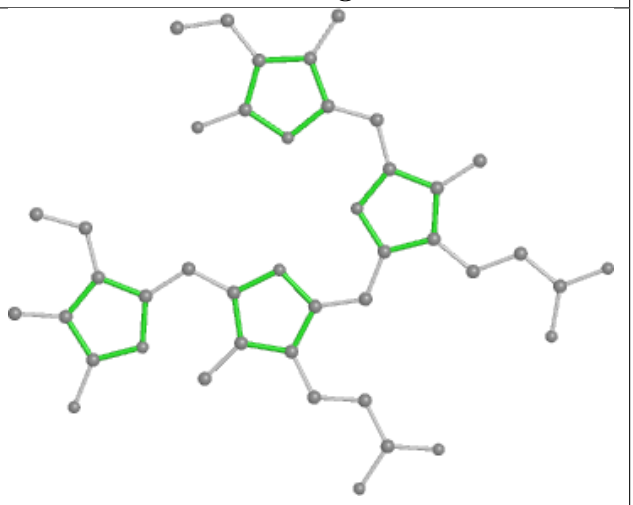

Rings

Ligand PUB ga 203

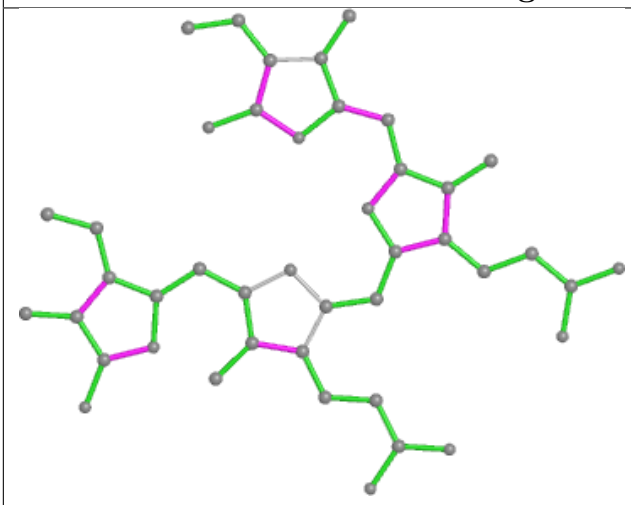

Bond lengths

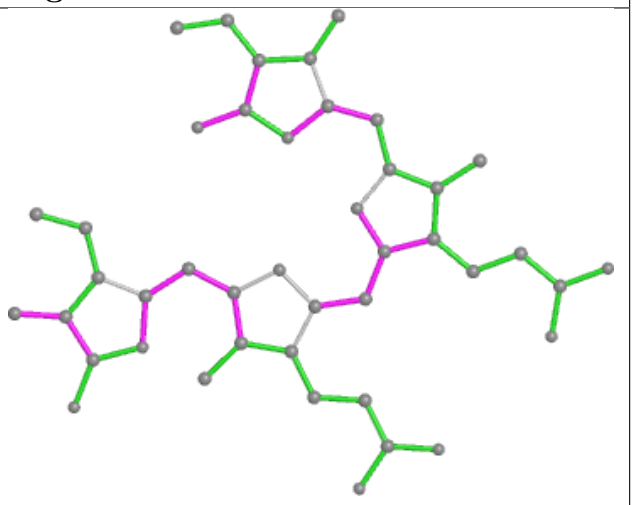

Bond angles

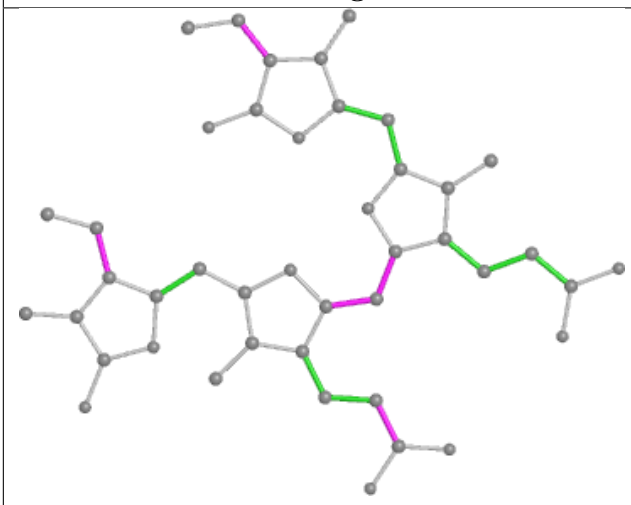

Torsions

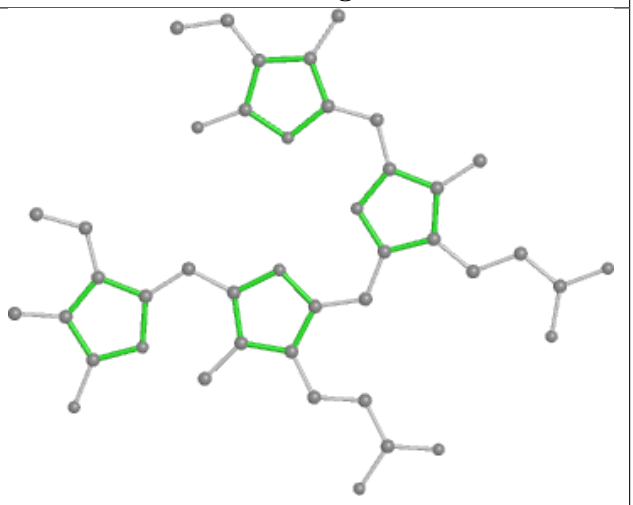

Rings

Ligand PUB H7 203

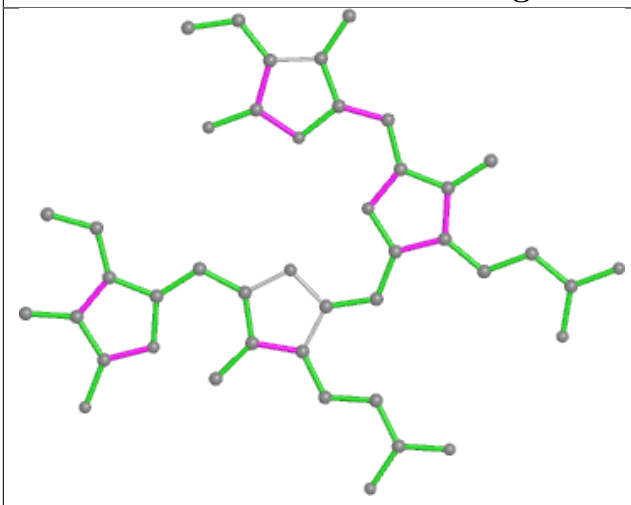

Bond lengths

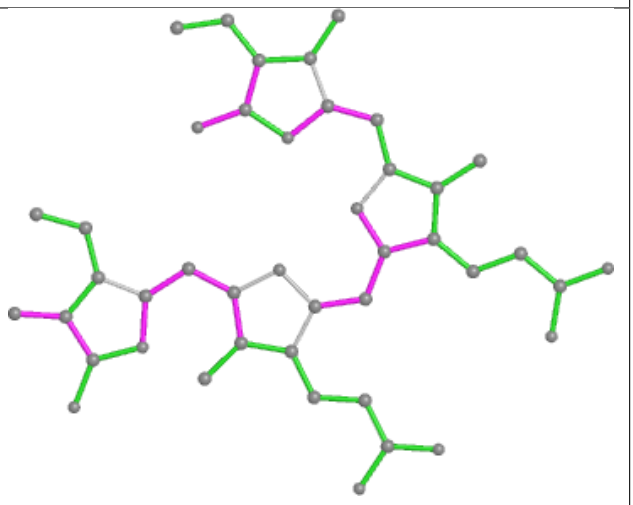

Bond angles

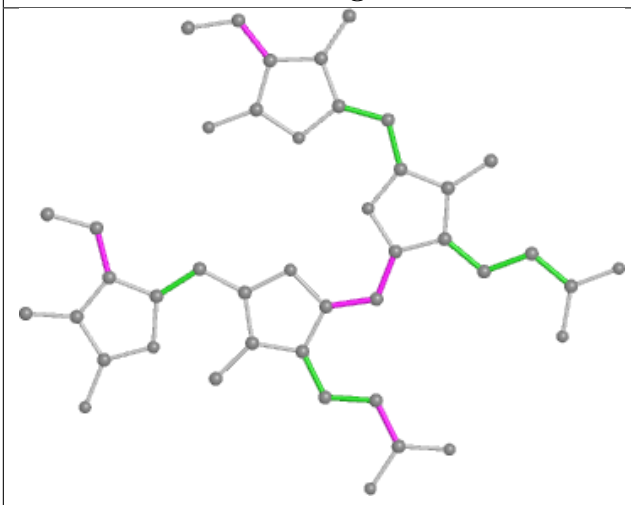

Torsions

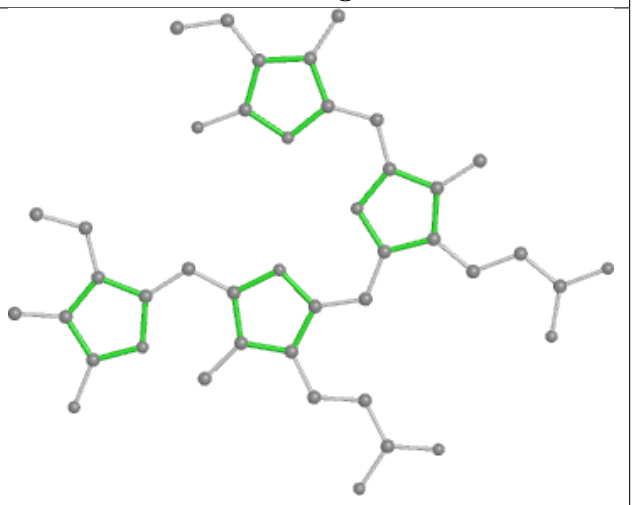

Rings

Ligand PEB E9 202

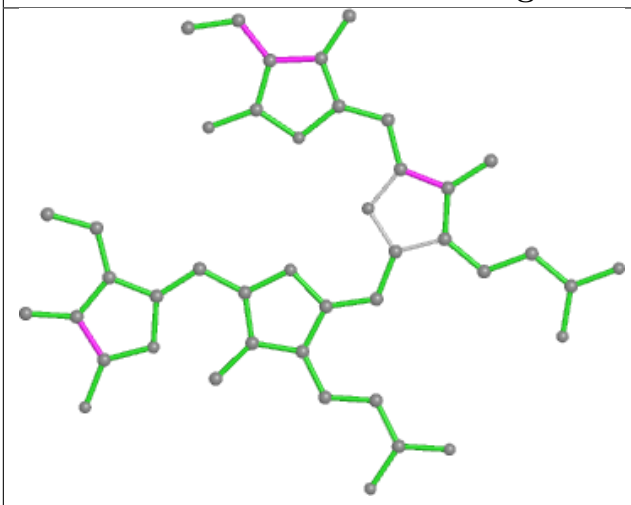

Bond lengths

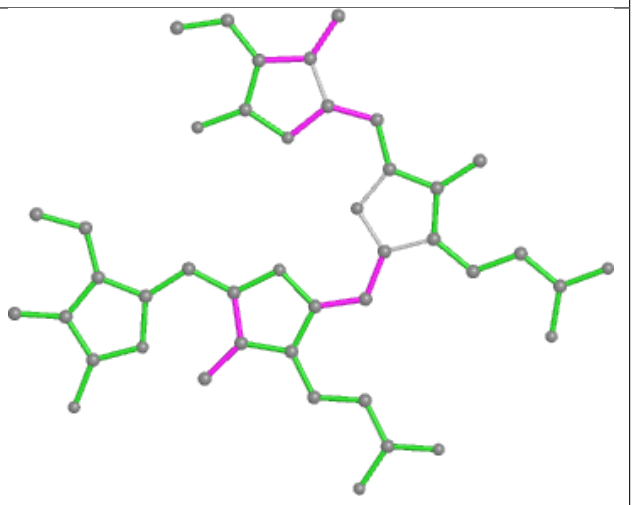

Bond angles

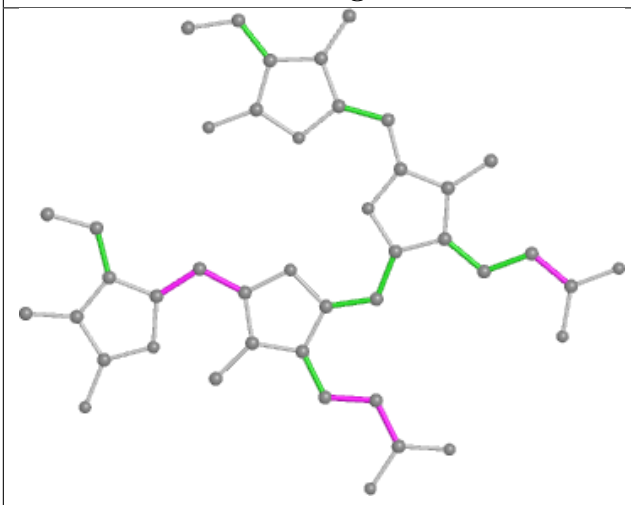

Torsions

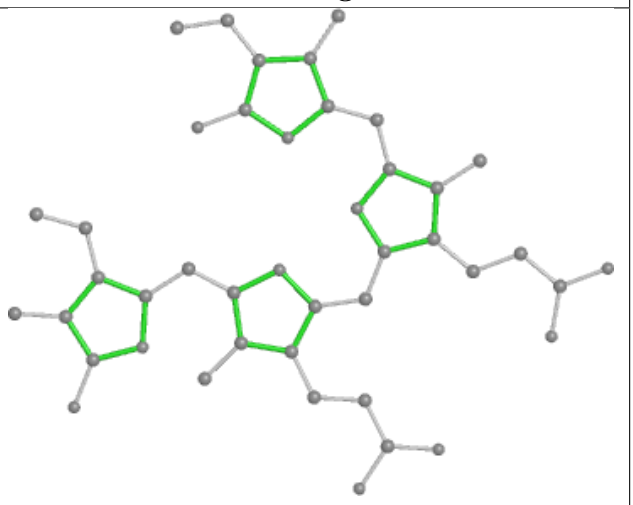

Rings

Ligand PUB dY 203

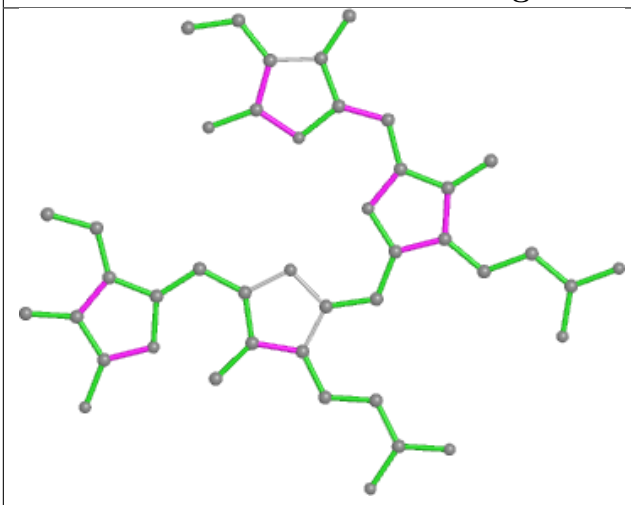

Bond lengths

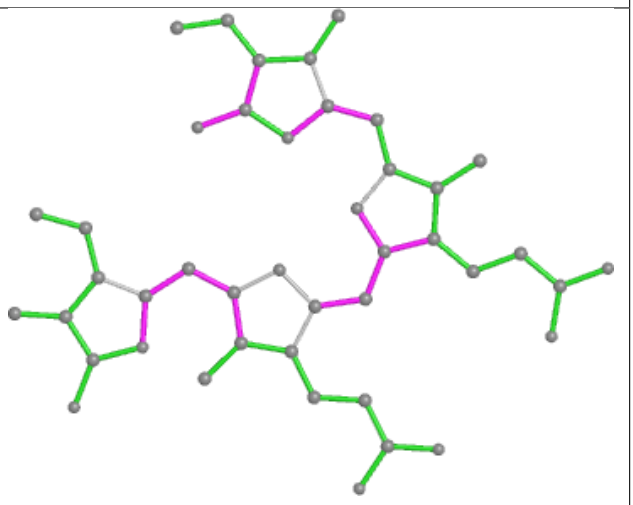

Bond angles

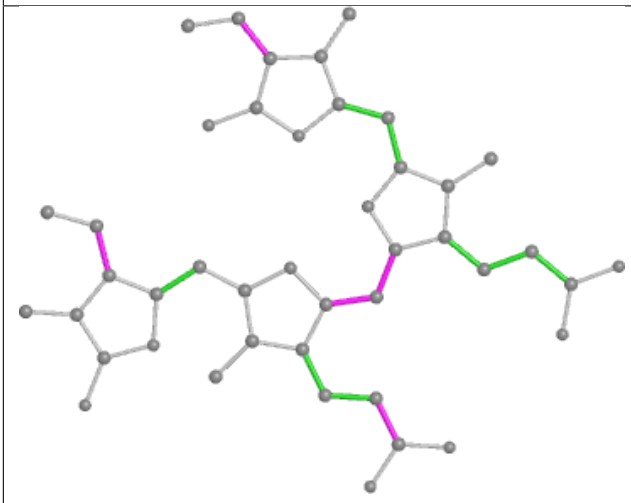

Torsions

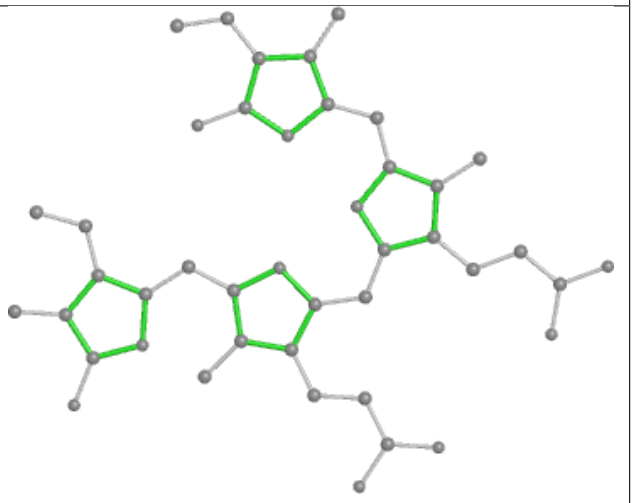

Rings

Ligand PEB C4 1002

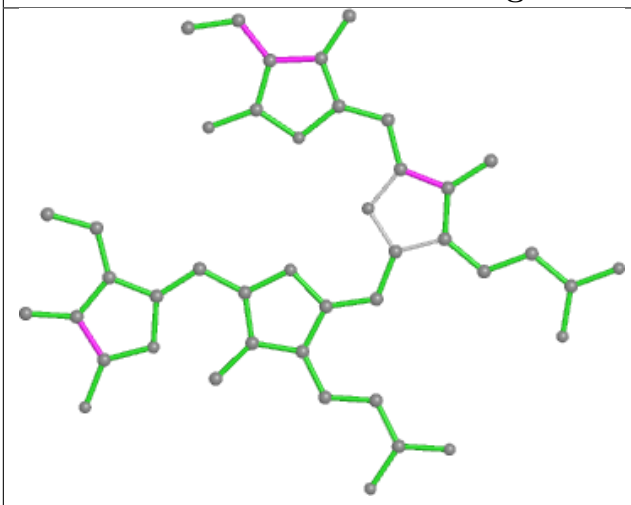

Bond lengths

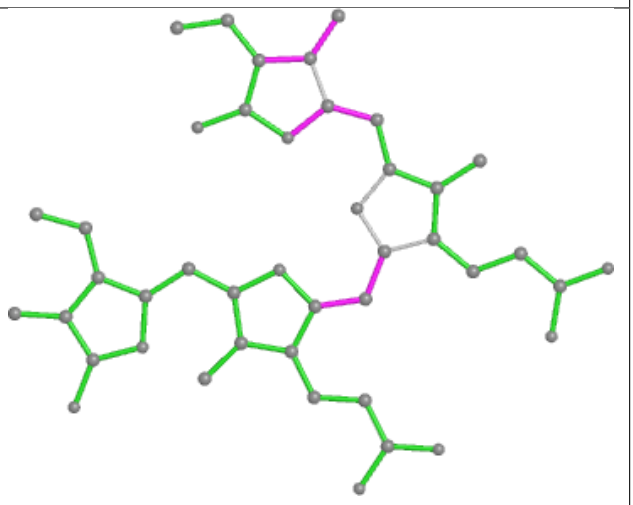

Bond angles

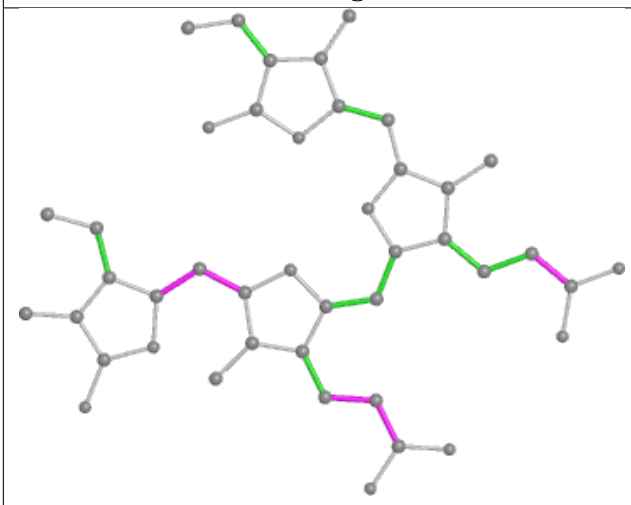

Torsions

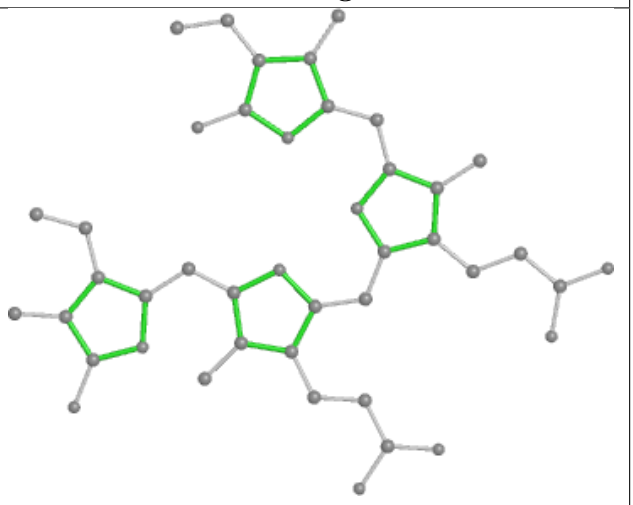

Rings

Ligand PEB eg 202

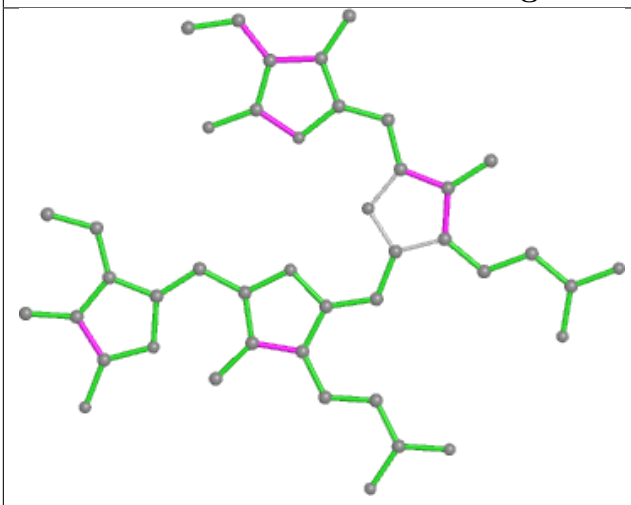

Bond lengths

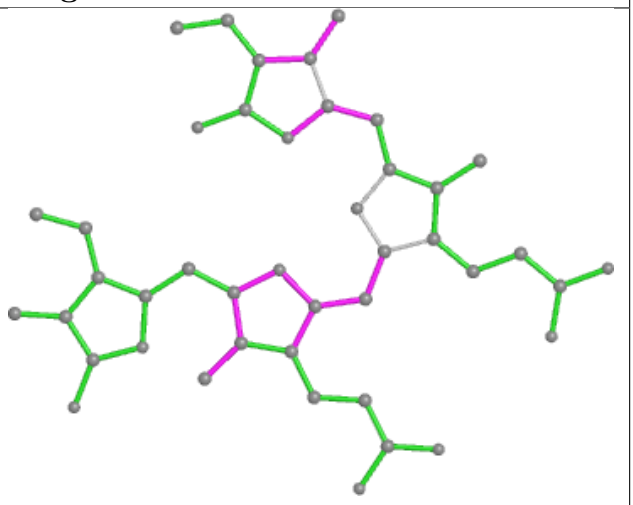

Bond angles

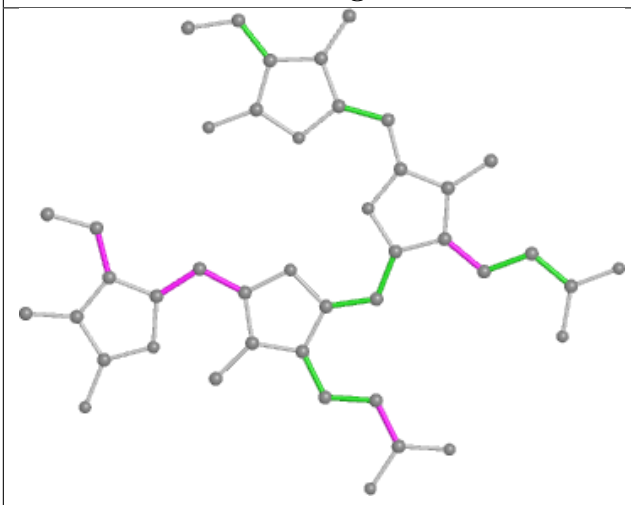

Torsions

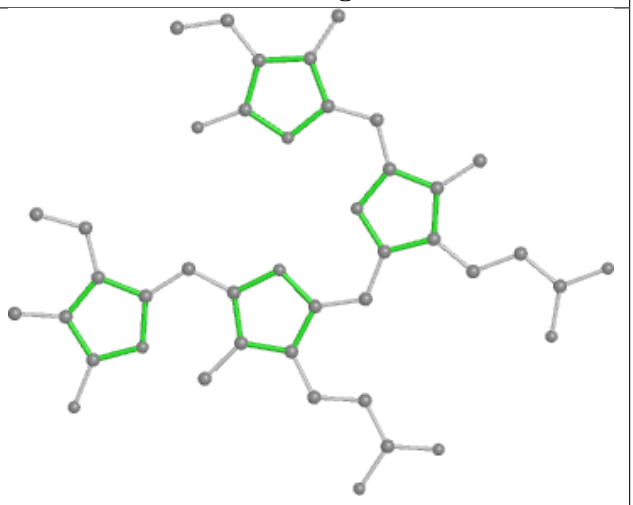

Rings

Ligand PEB g7 201

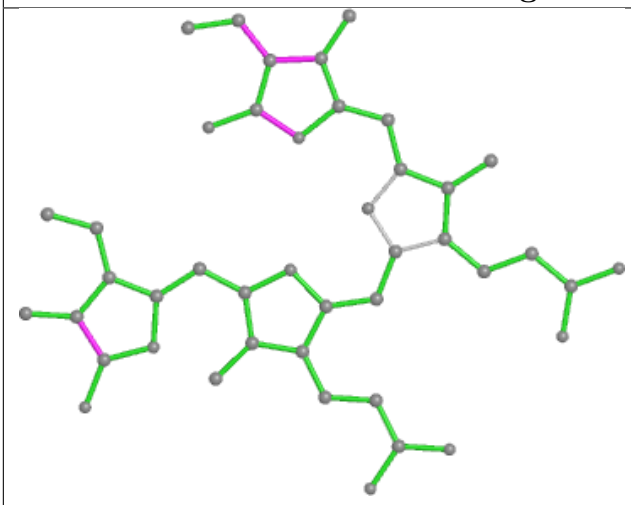

Bond lengths

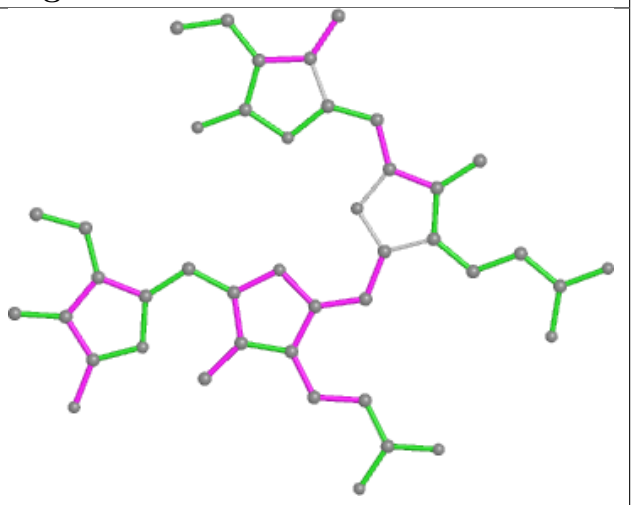

Bond angles

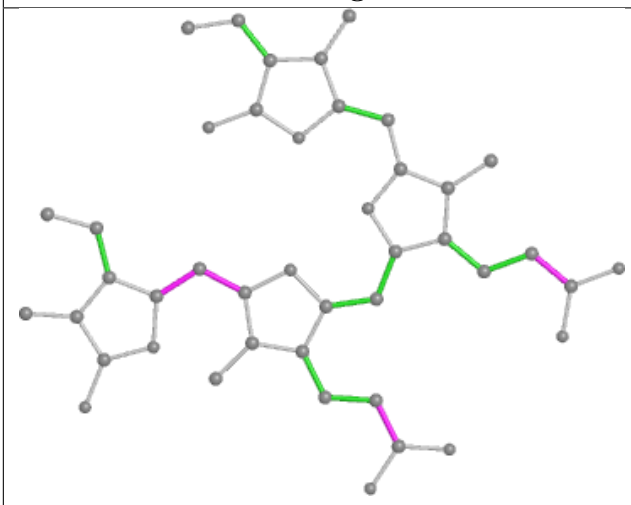

Torsions

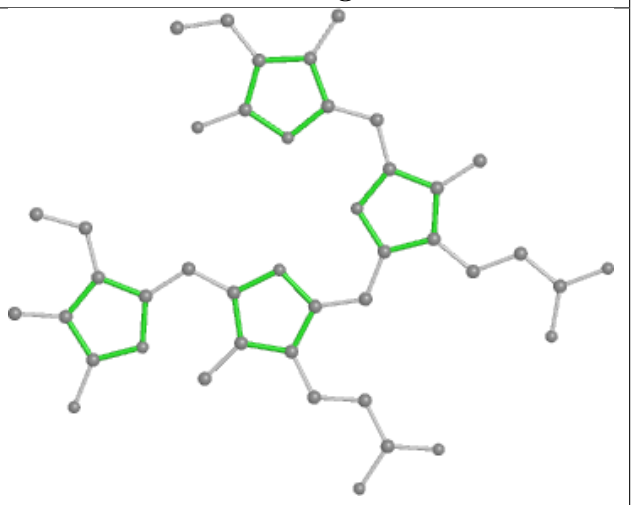

Rings

Ligand PUB D9 203

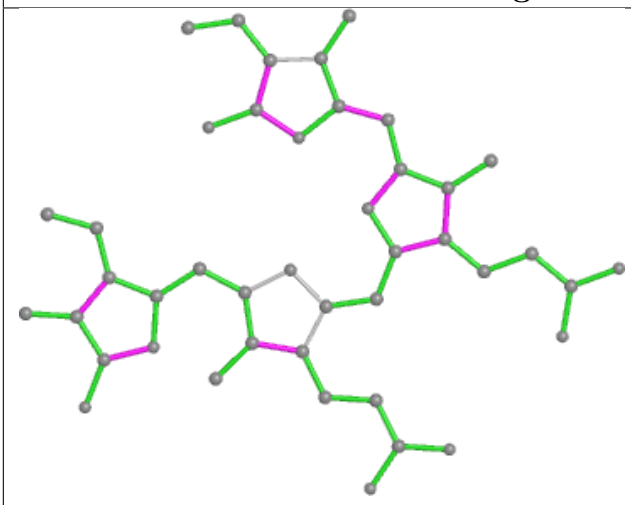

Bond lengths

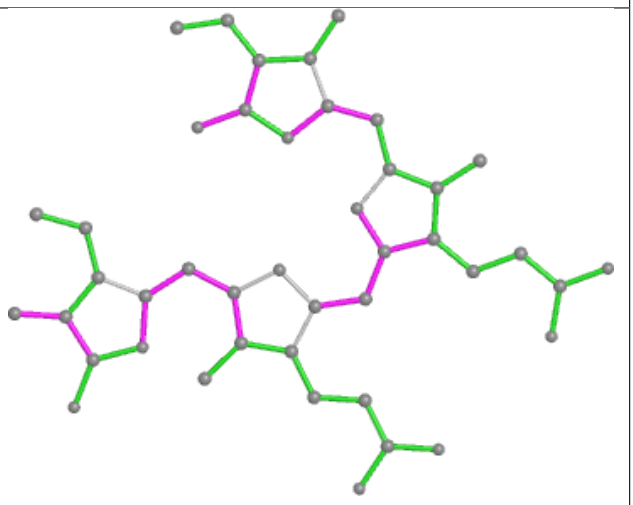

Bond angles

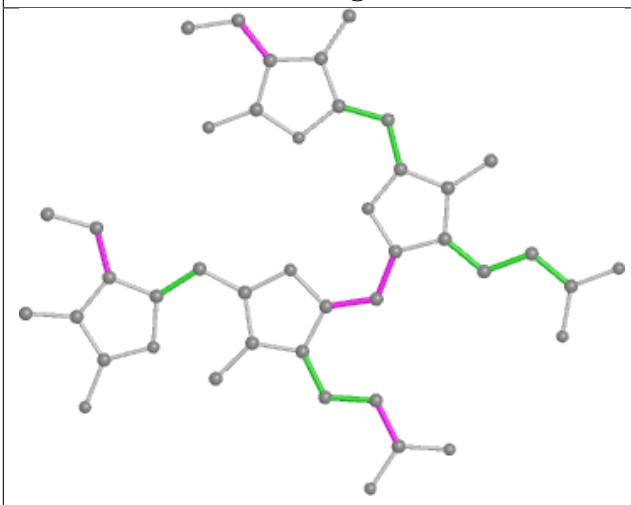

Torsions

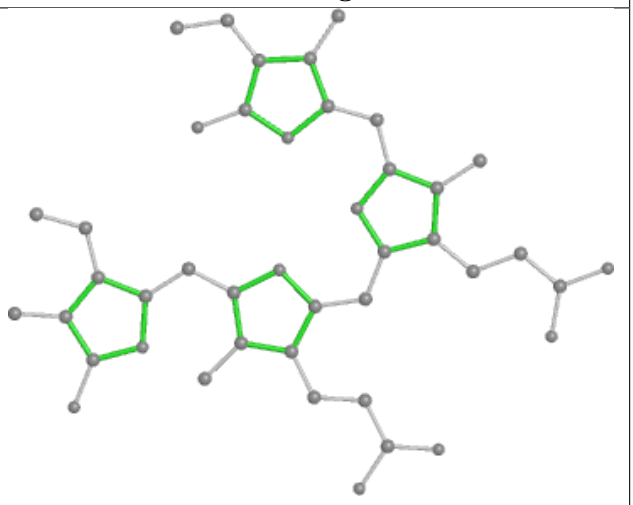

Rings

Ligand PEB gz 303

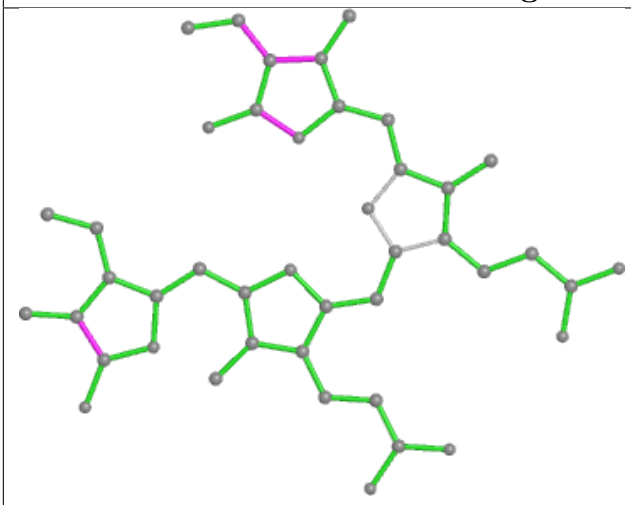

Bond lengths

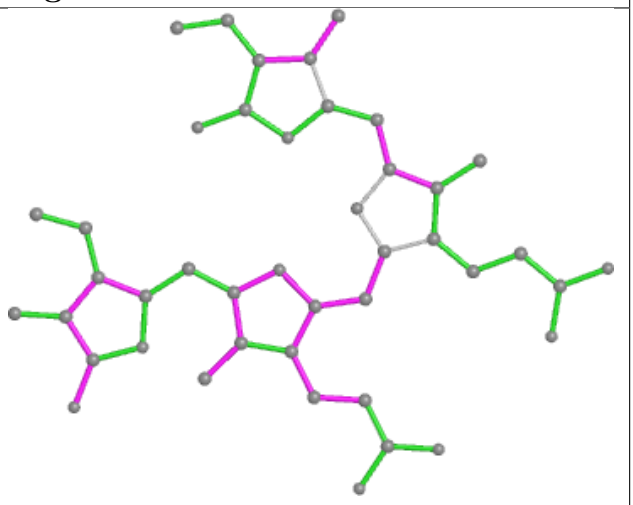

Bond angles

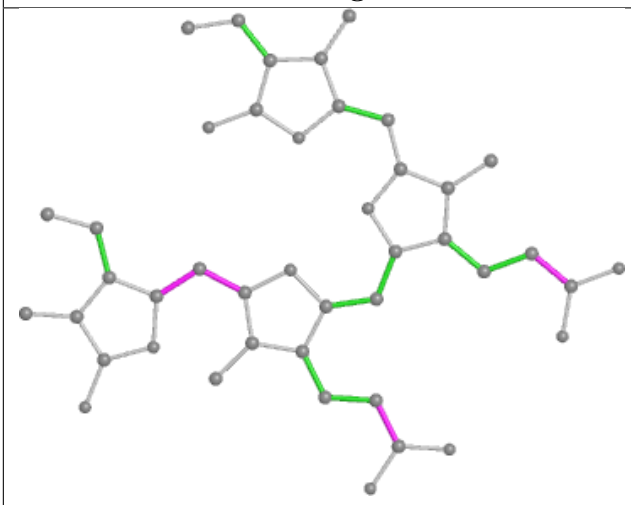

Torsions

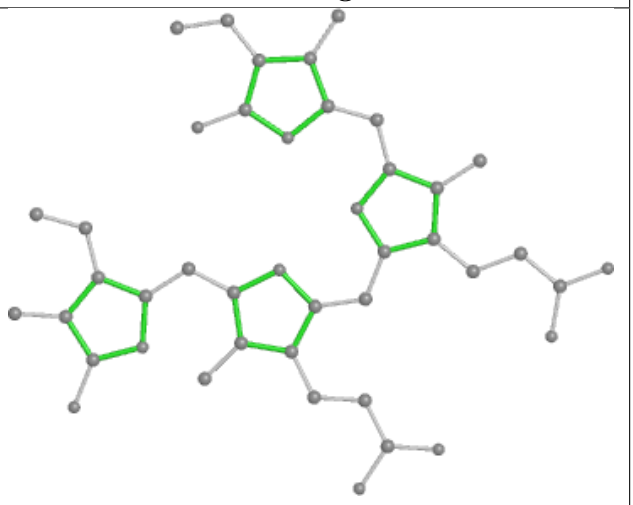

Rings

Ligand PEB O9 201

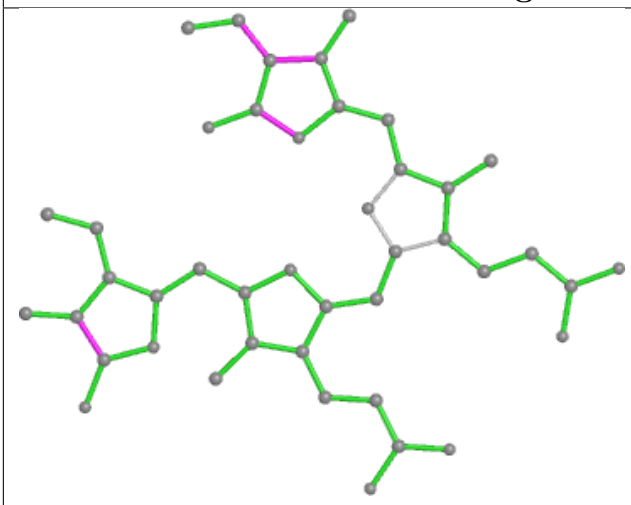

Bond lengths

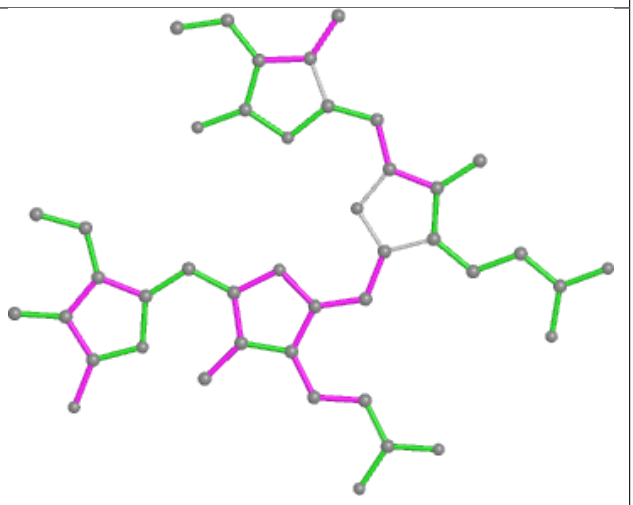

Bond angles

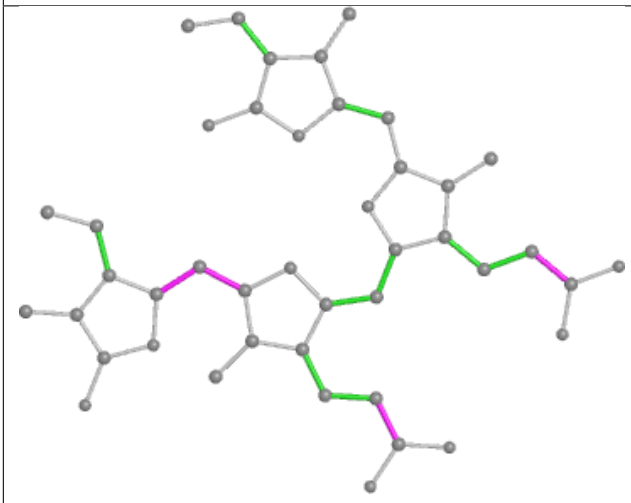

Torsions

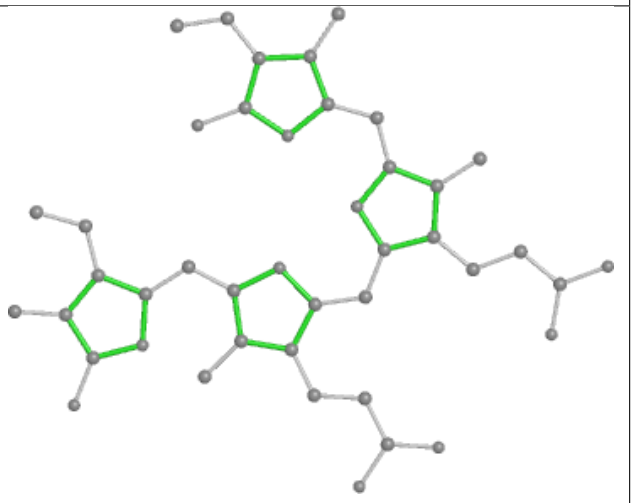

Rings

Ligand PEB Y4 201

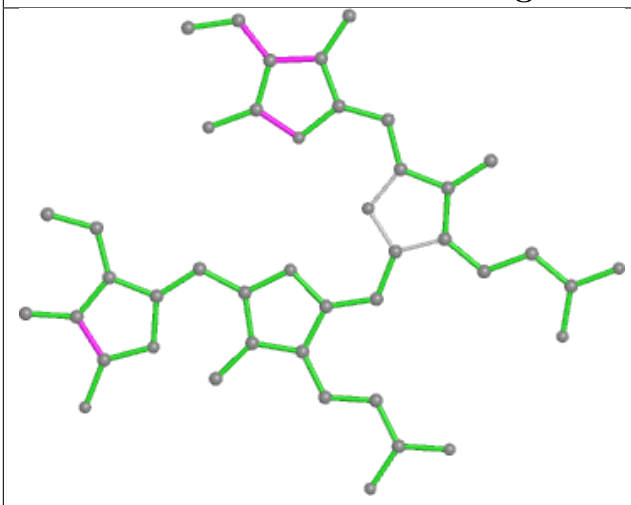

Bond lengths

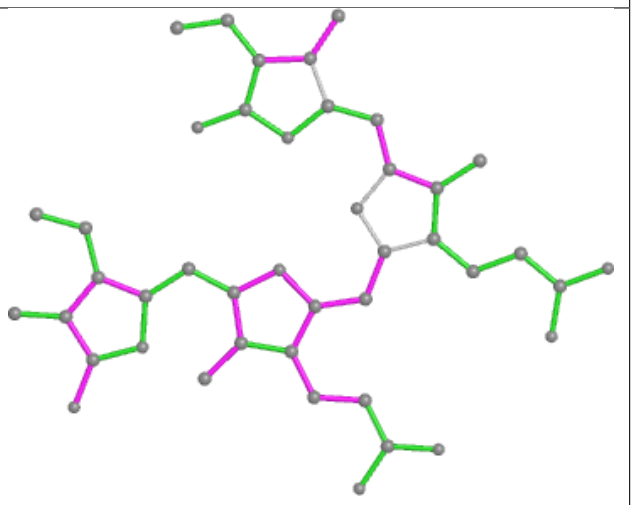

Bond angles

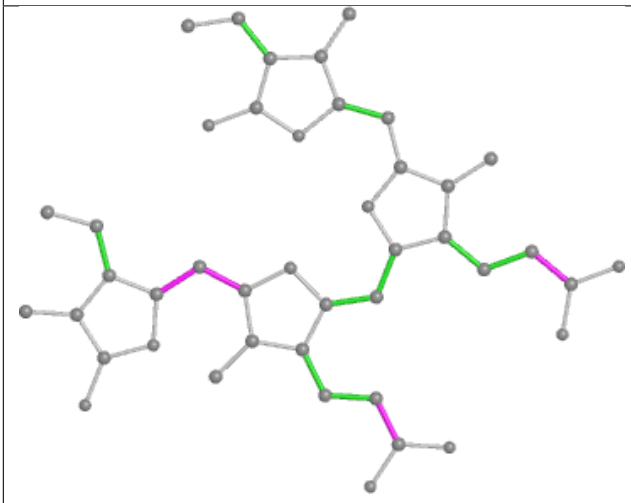

Torsions

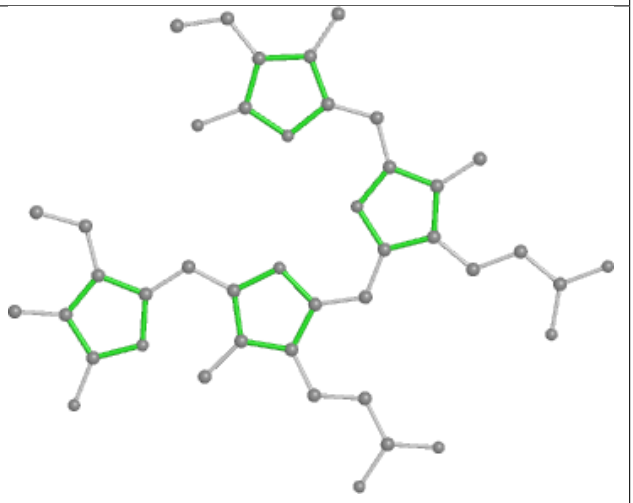

Rings

Ligand PEB l9 202

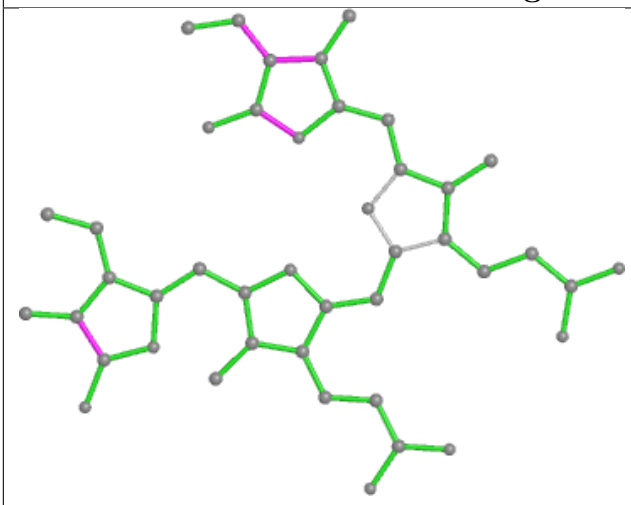

Bond lengths

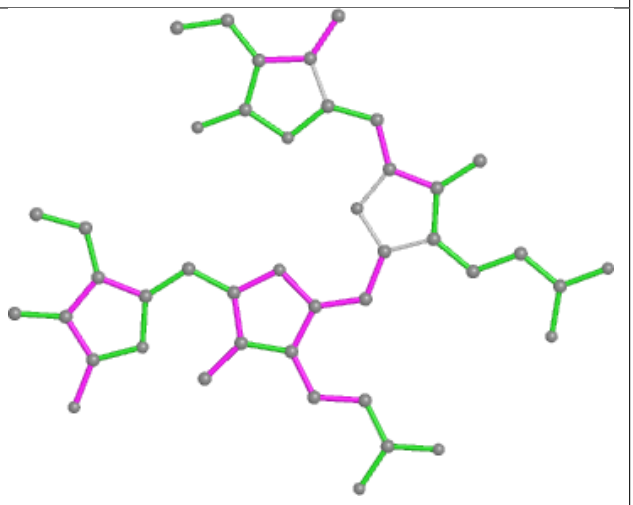

Bond angles

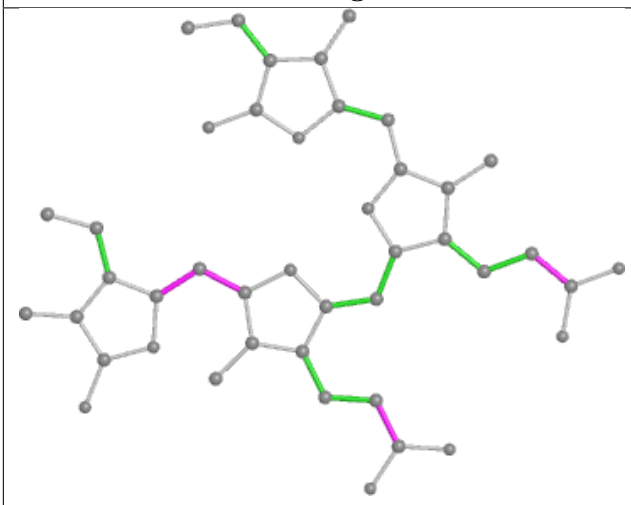

Torsions

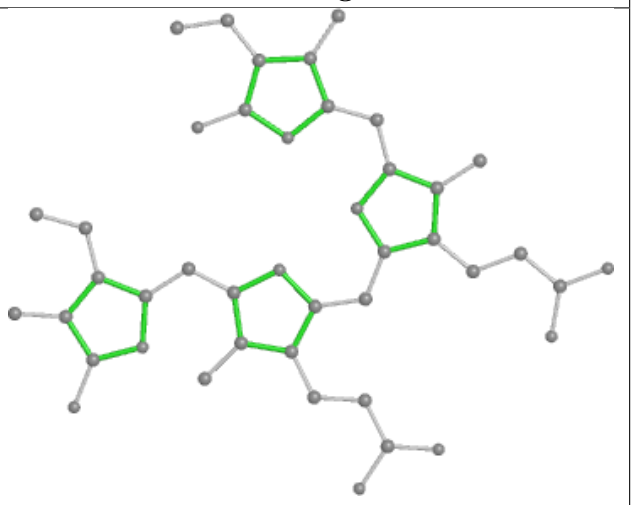

Rings

Ligand PEB hF 201

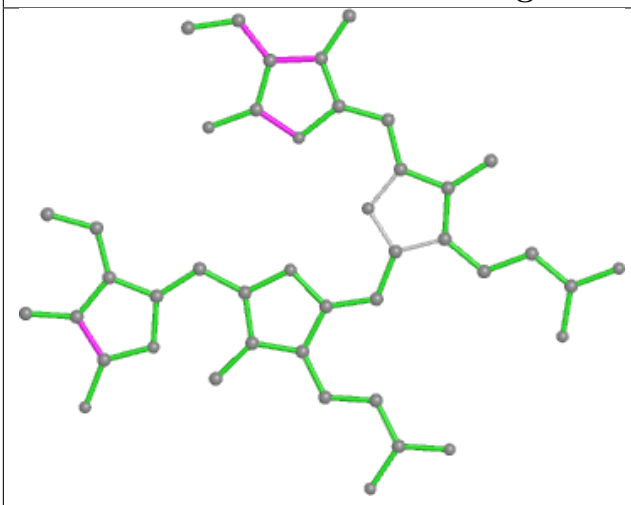

Bond lengths

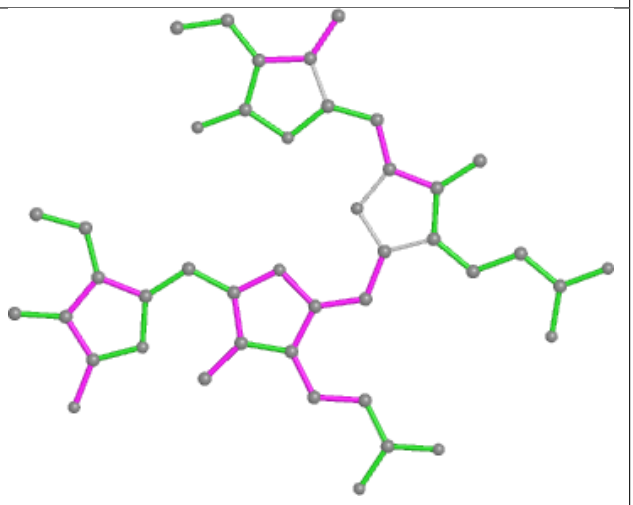

Bond angles

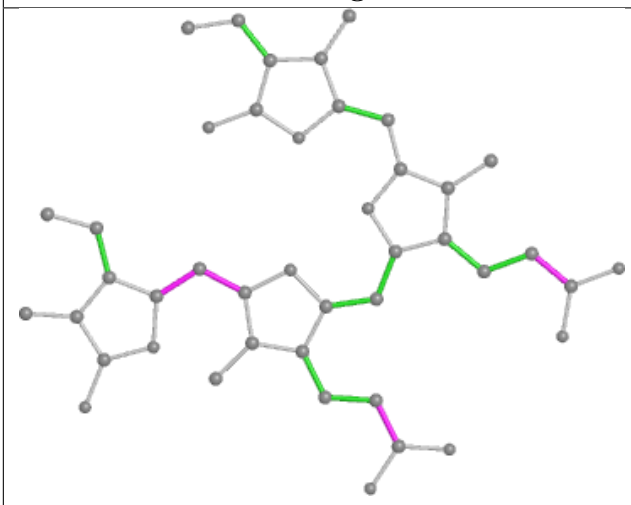

Torsions

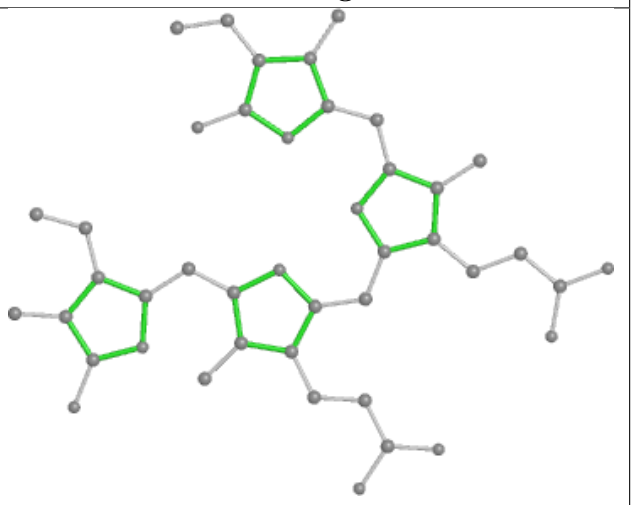

Rings

Ligand PEB p4 202

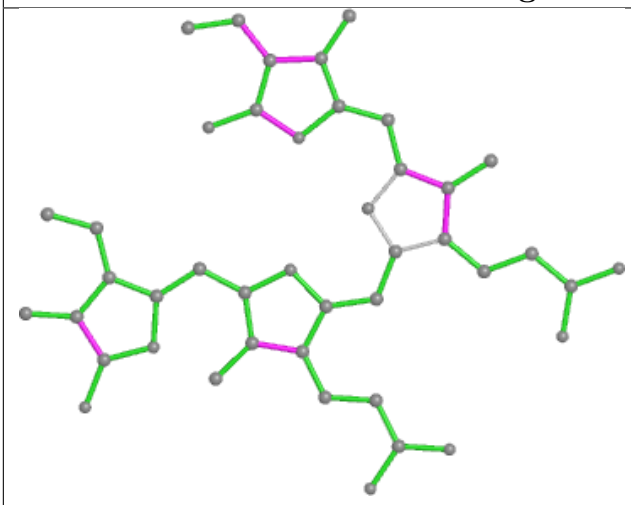

Bond lengths

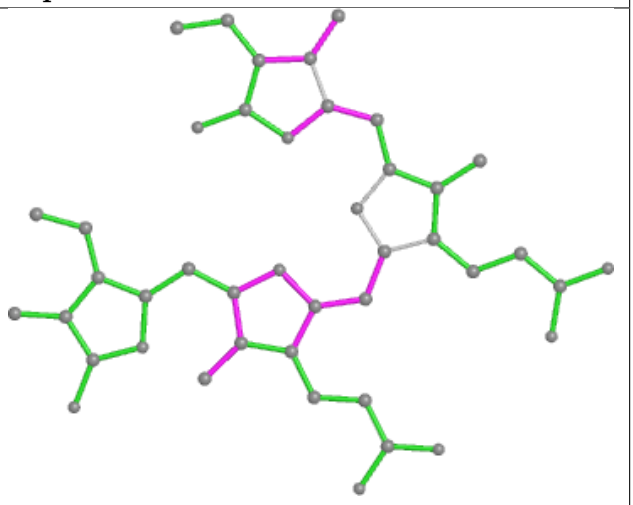

Bond angles

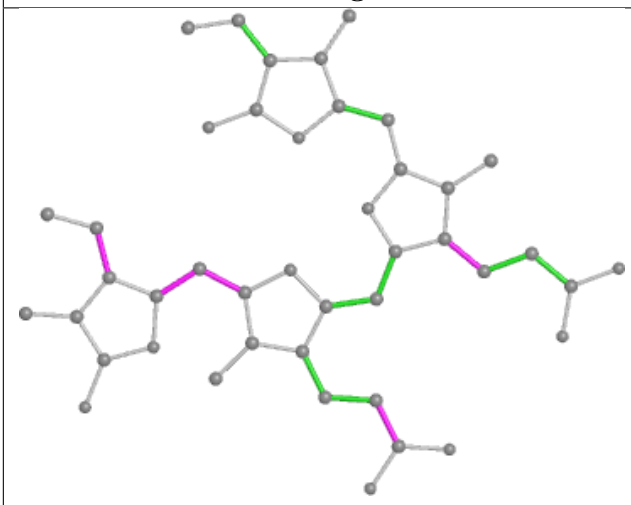

Torsions

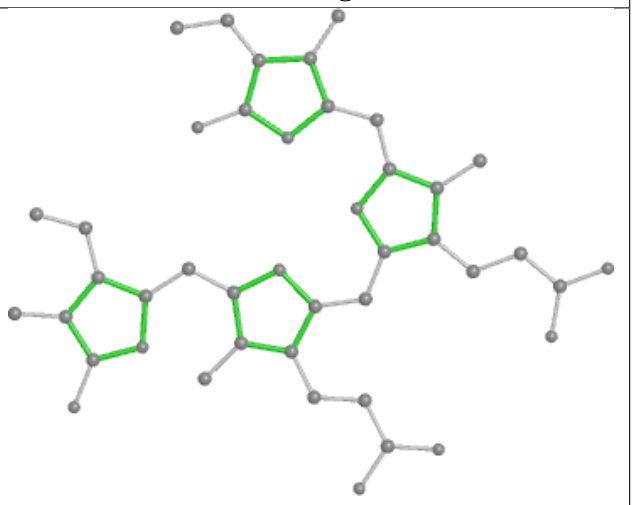

Rings

Ligand PEB hG 201

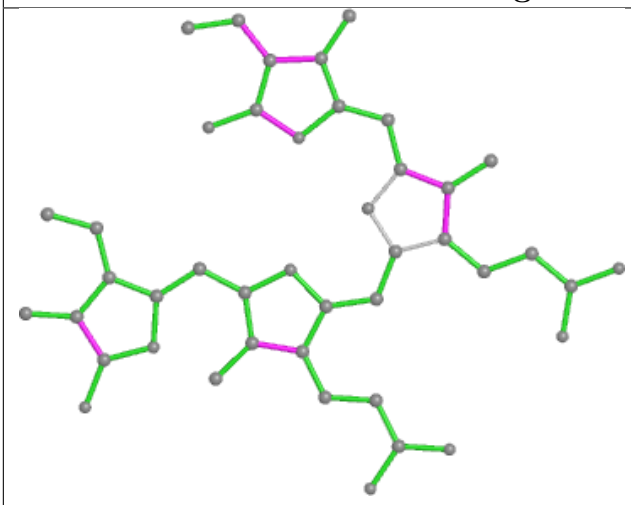

Bond lengths

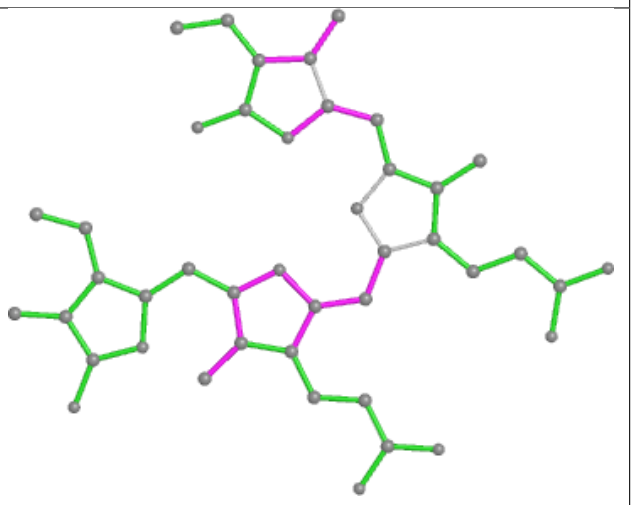

Bond angles

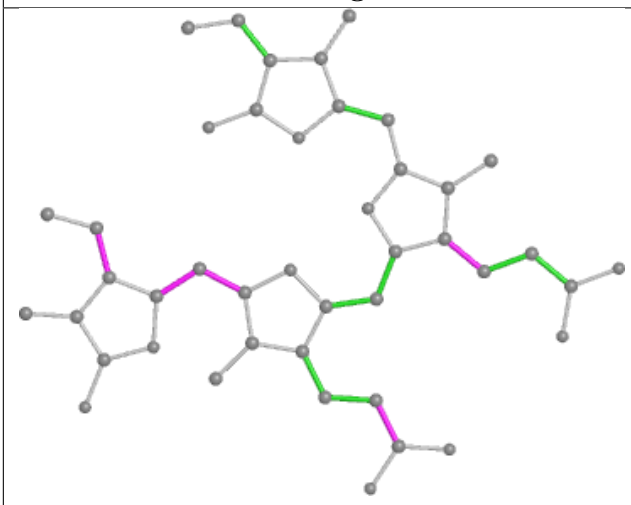

Torsions

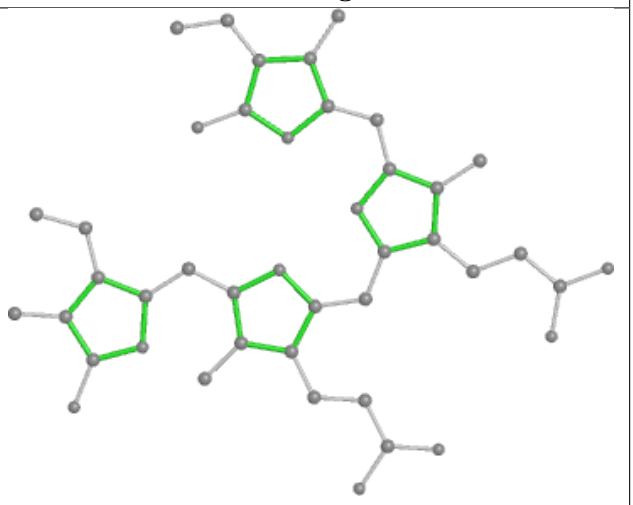

Rings

Ligand PEB G3 201

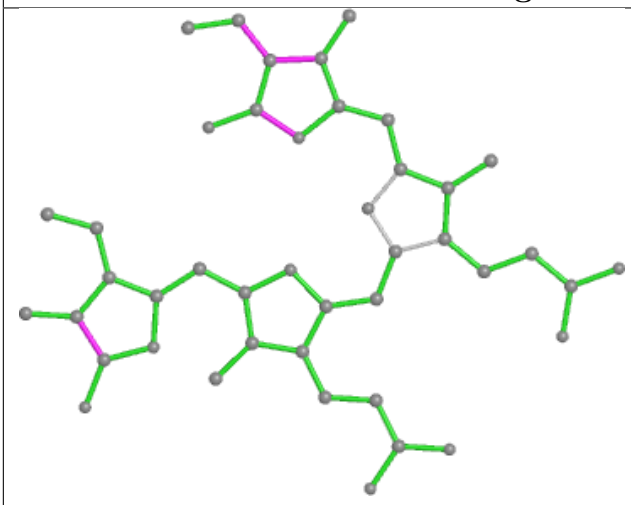

Bond lengths

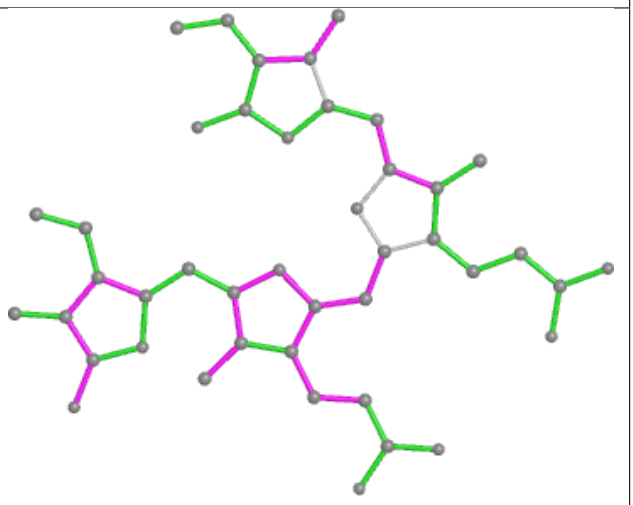

Bond angles

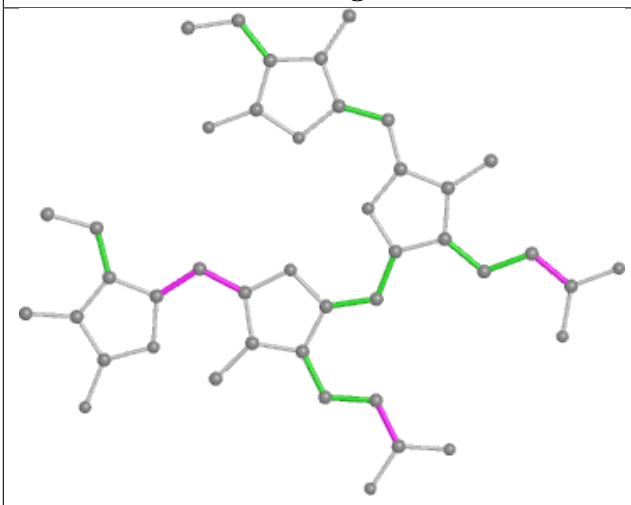

Torsions

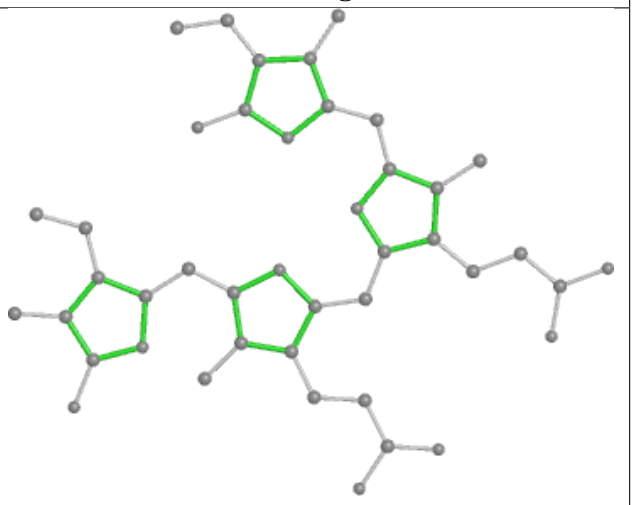

Rings

Ligand PEB aR 201

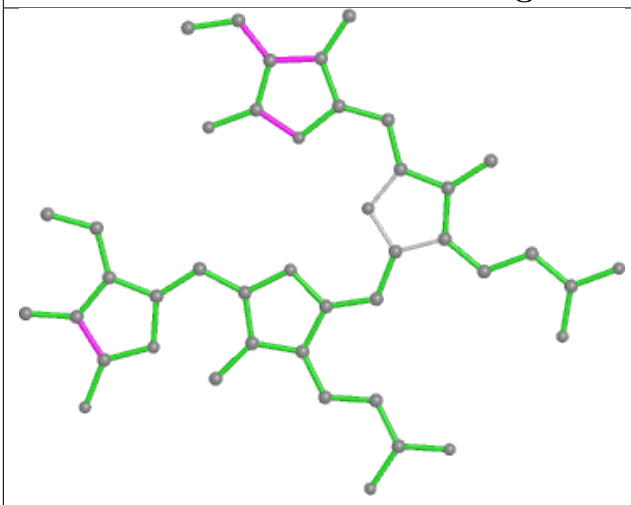

Bond lengths

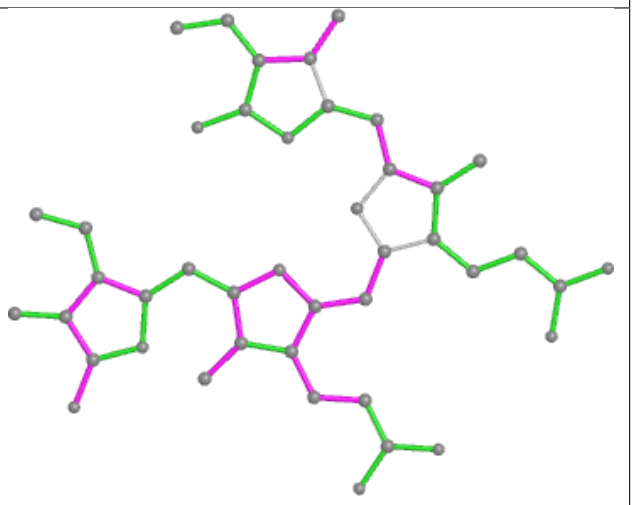

Bond angles

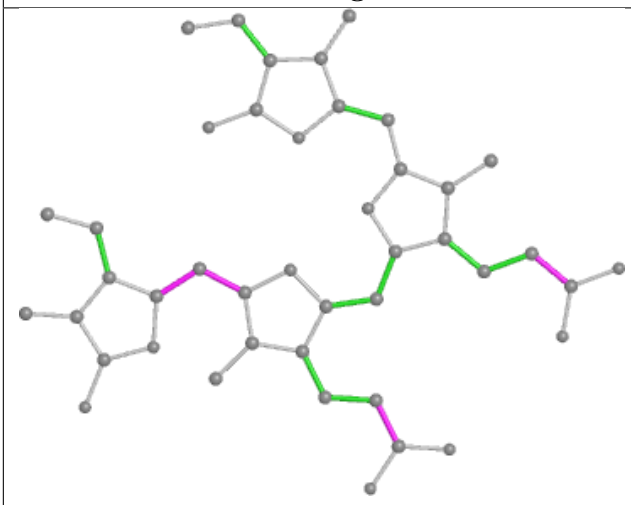

Torsions

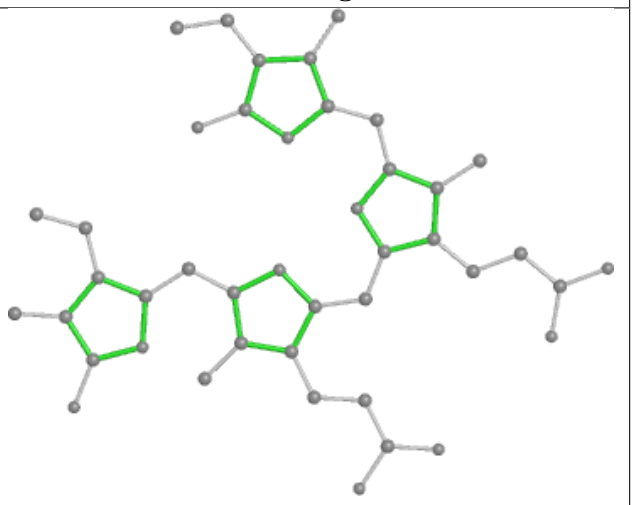

Rings

Ligand PEB aV 201

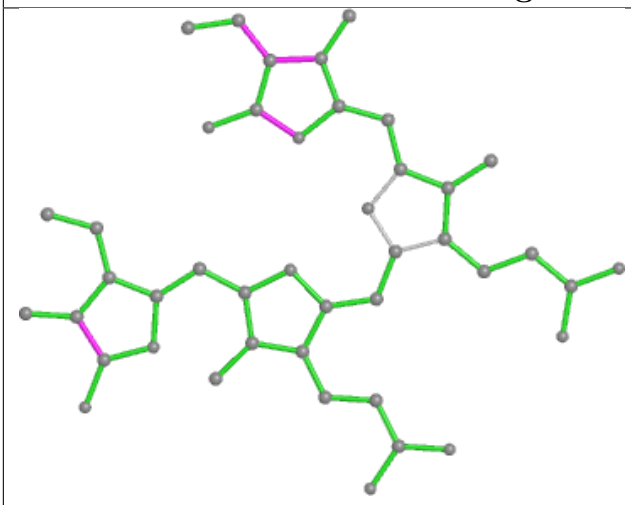

Bond lengths

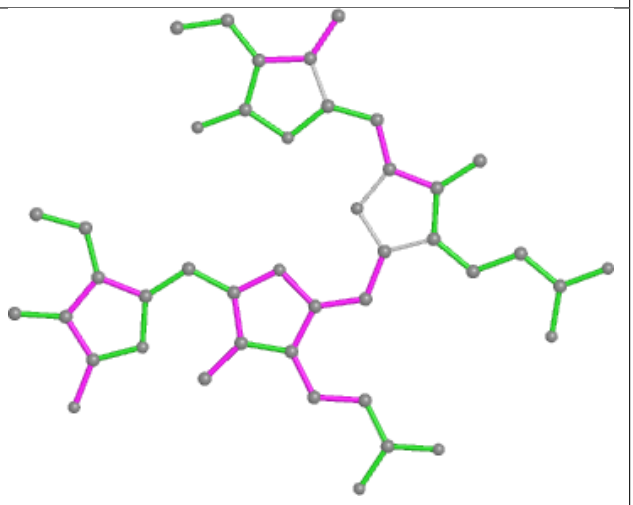

Bond angles

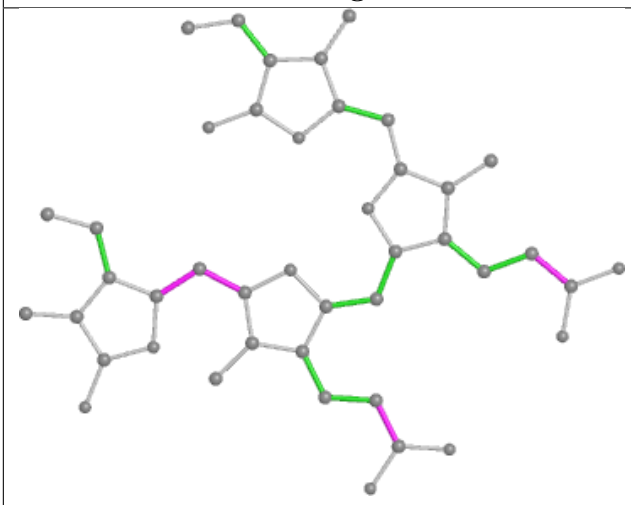

Torsions

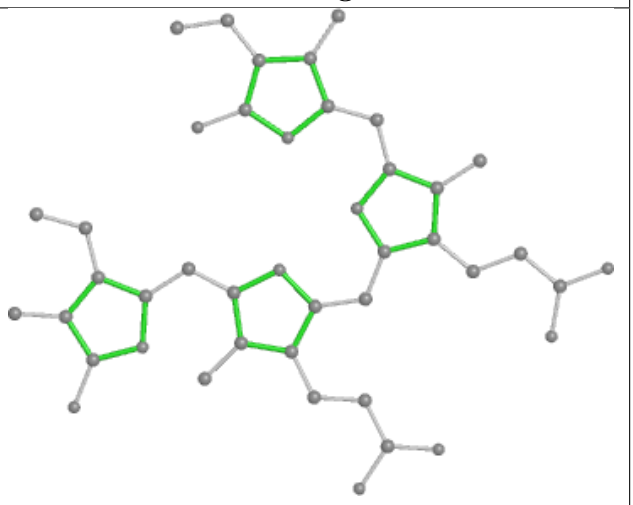

Rings

Ligand CYC u1 1001

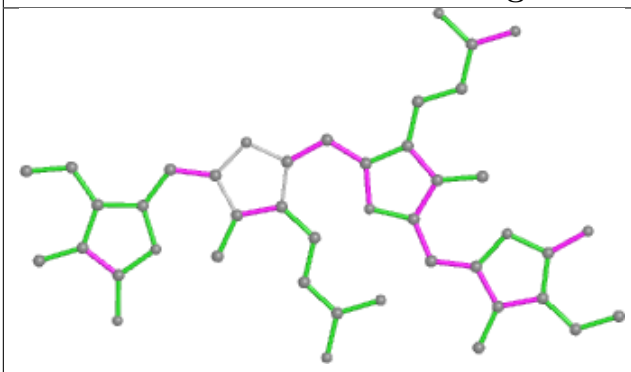

Bond lengths

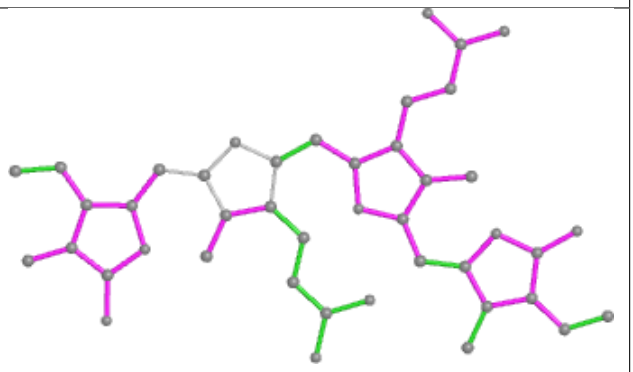

Bond angles

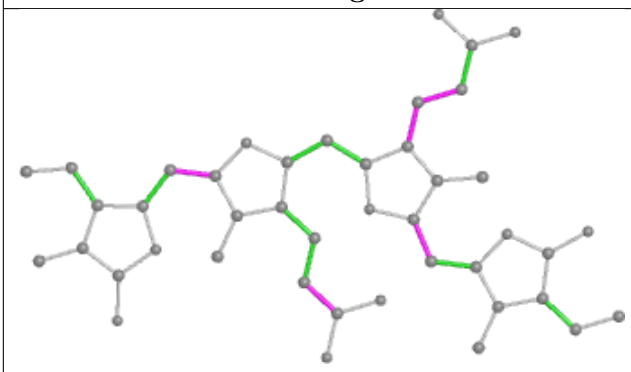

Torsions

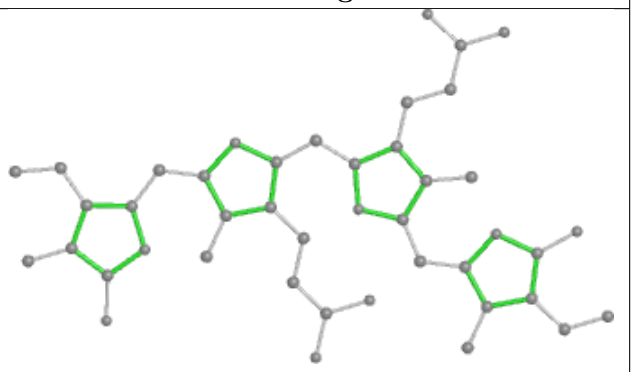

Rings

Ligand PUB gn 203

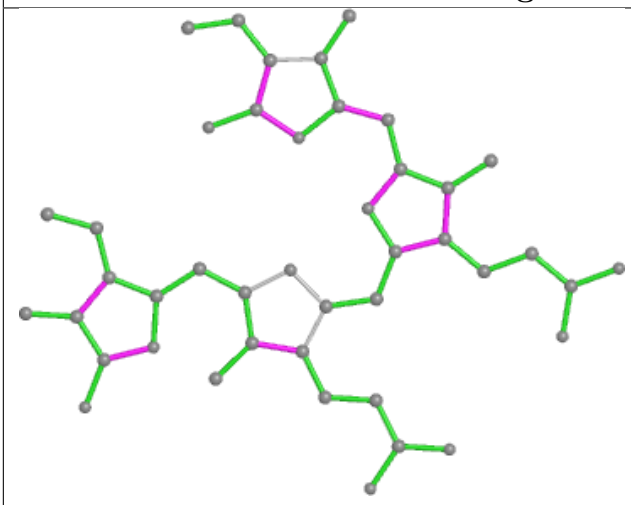

Bond lengths

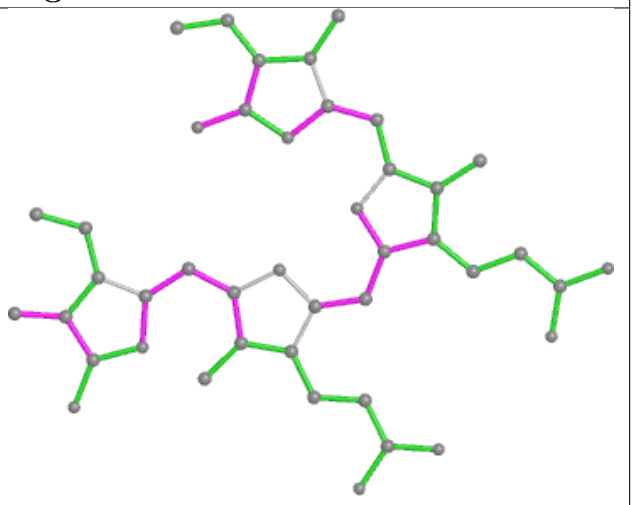

Bond angles

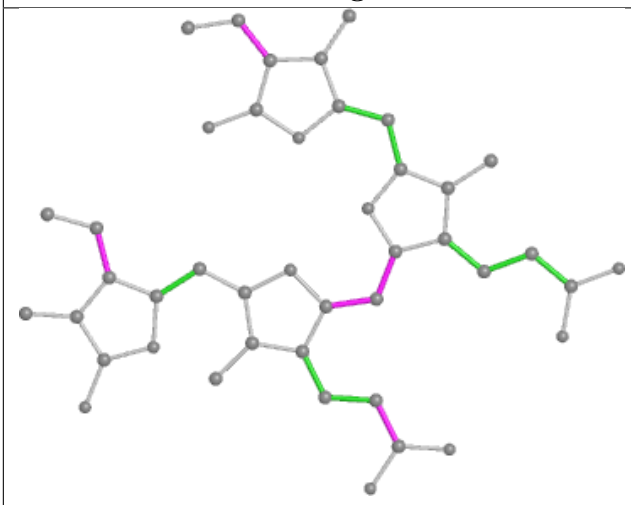

Torsions

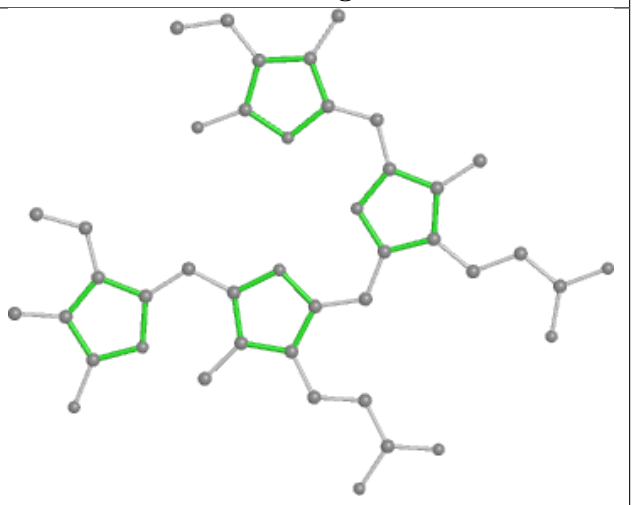

Rings

Ligand PEB S9 201

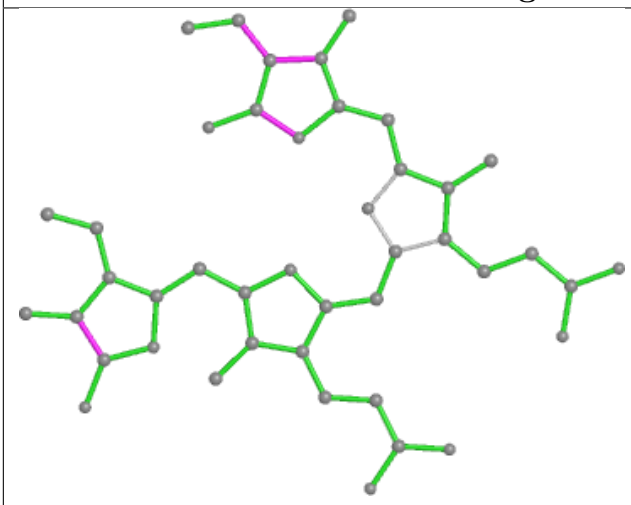

Bond lengths

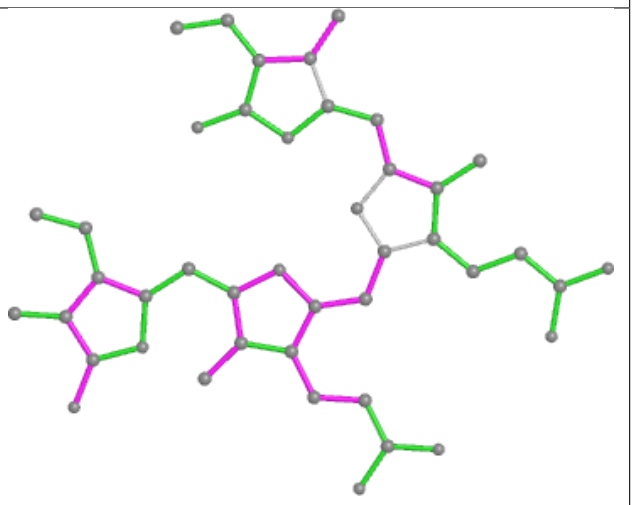

Bond angles

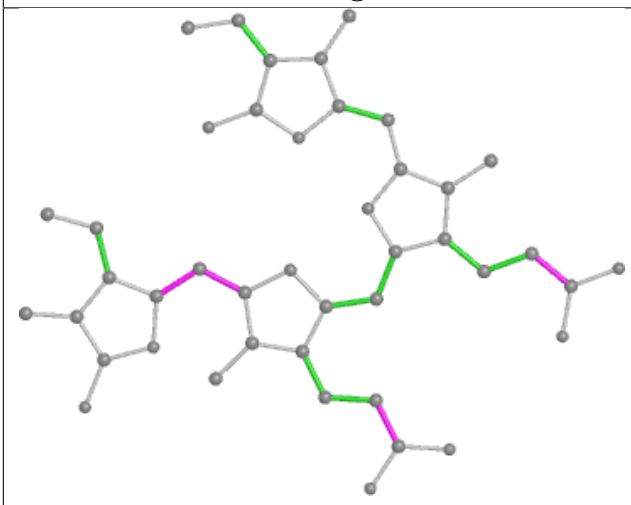

Torsions

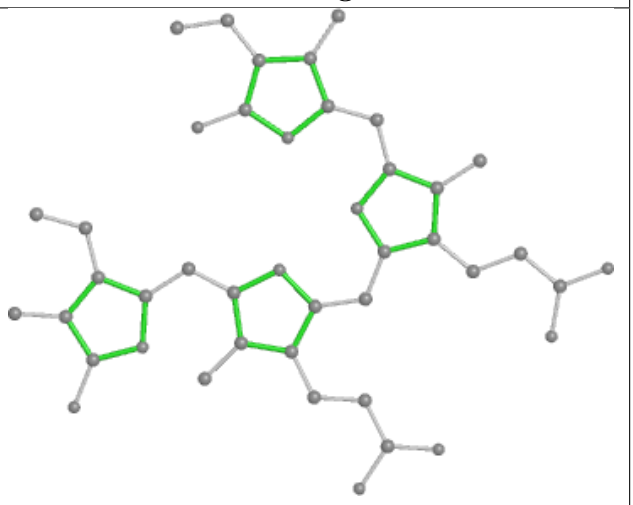

Rings

Ligand PVN bY 1004

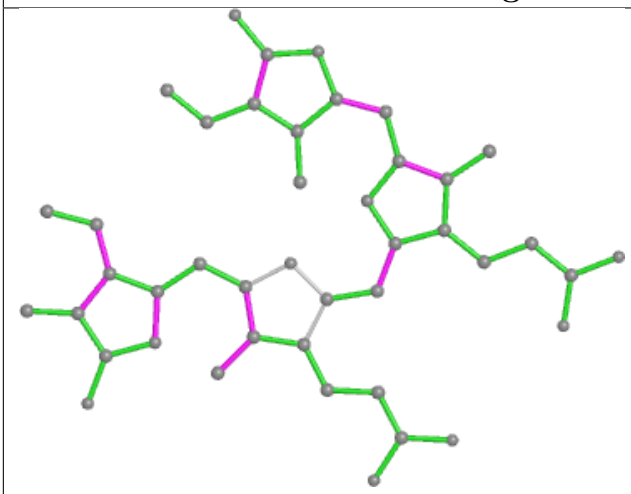

Bond lengths

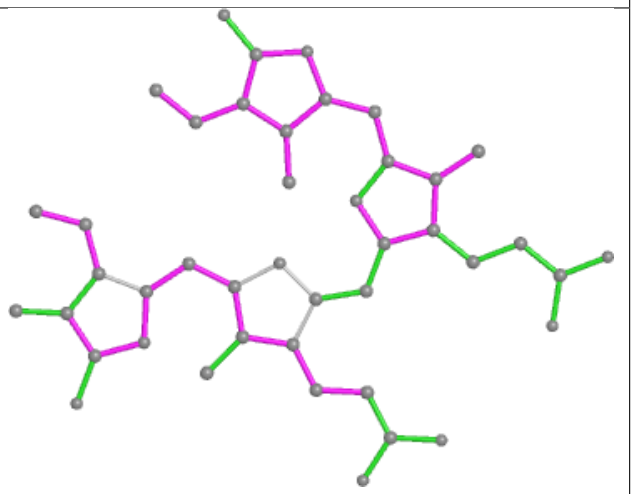

Bond angles

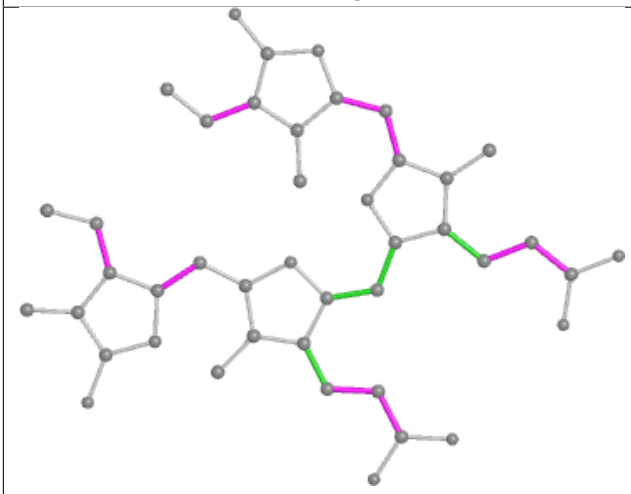

Torsions

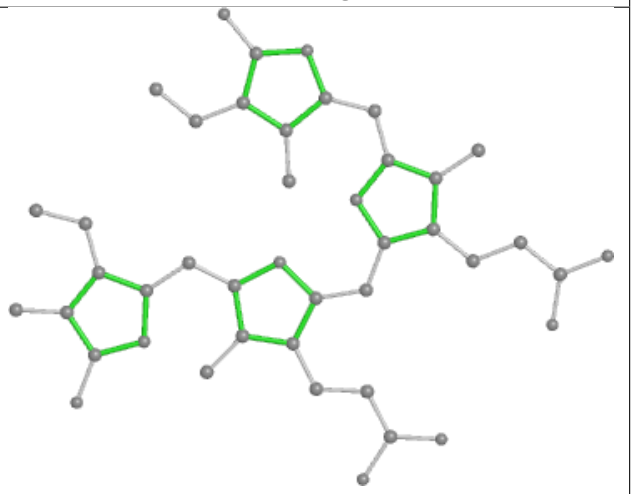

Rings

Ligand PEB z3 201

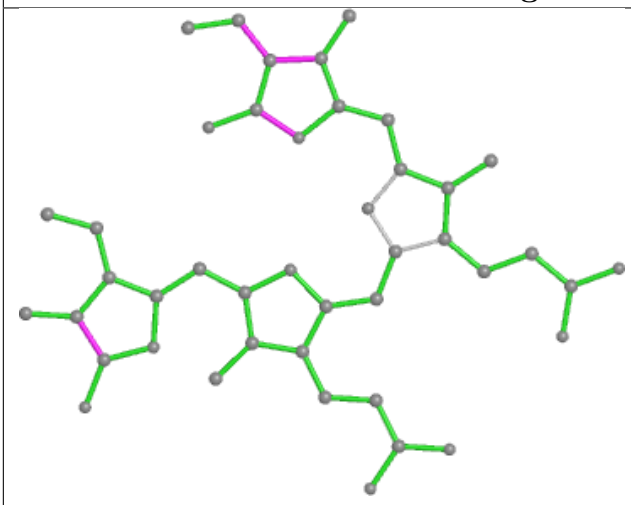

Bond lengths

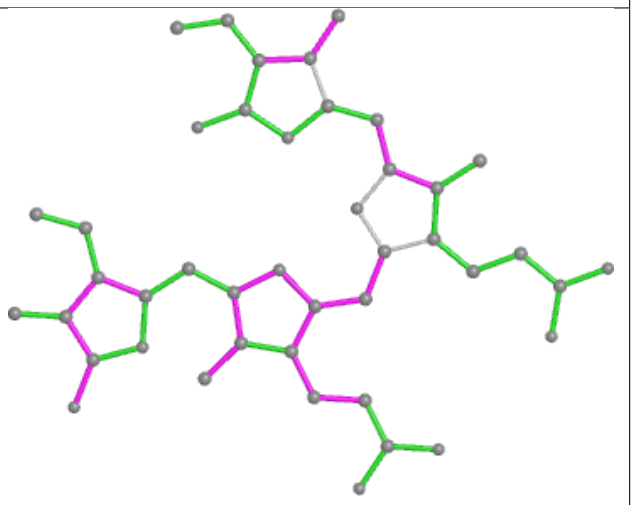

Bond angles

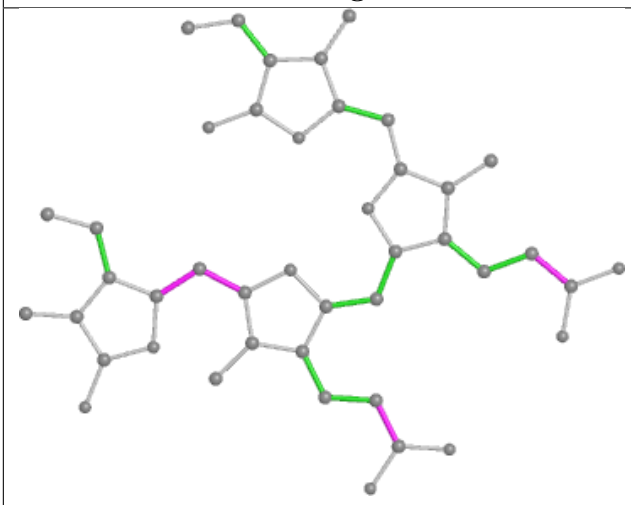

Torsions

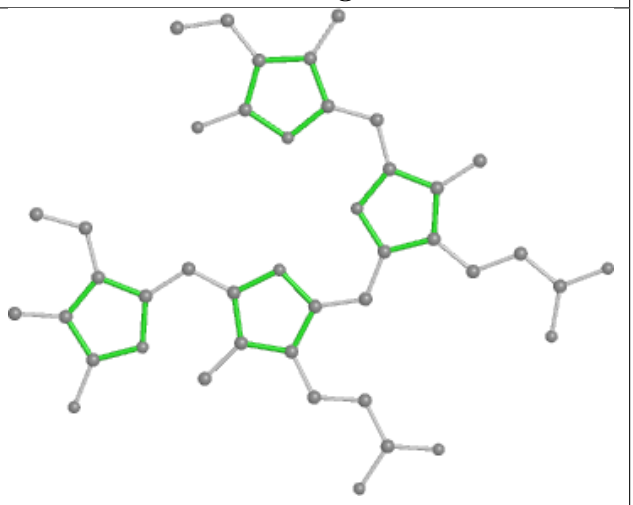

Rings

Ligand PEB eD 201

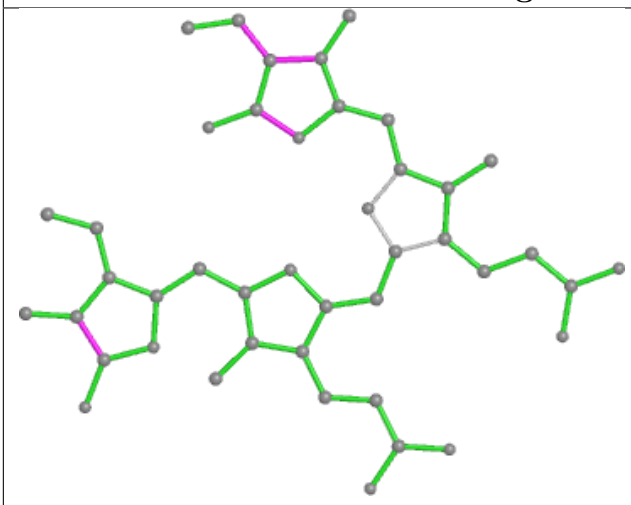

Bond lengths

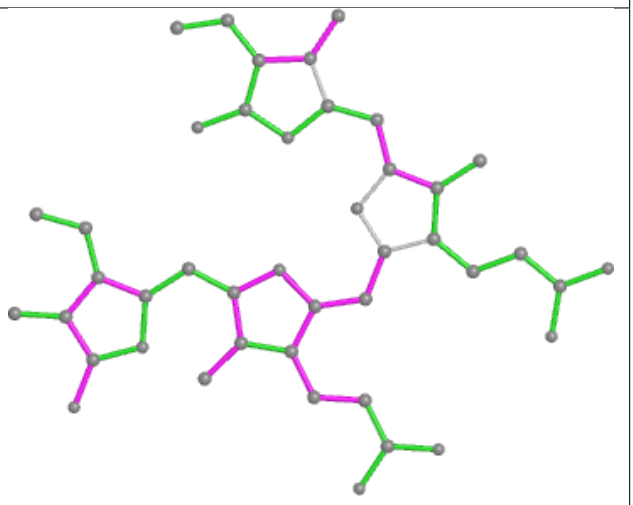

Bond angles

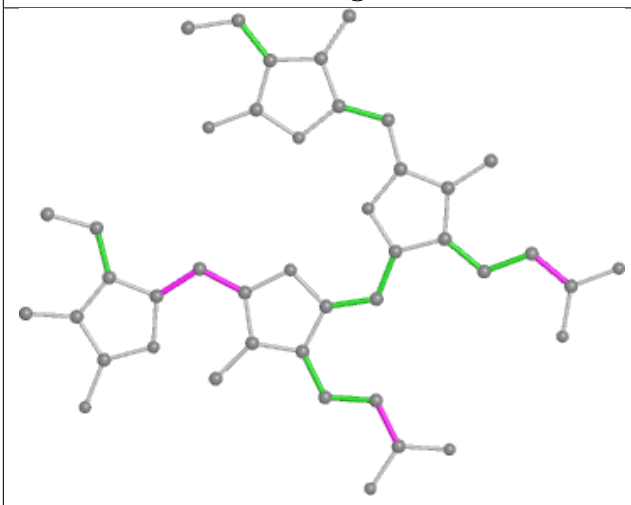

Torsions

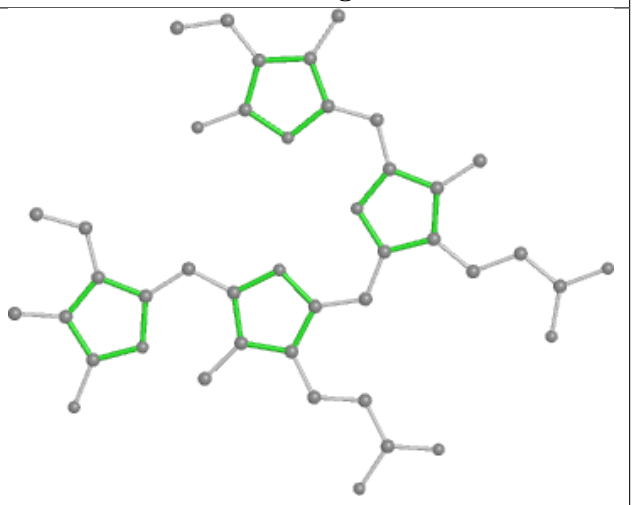

Rings

Ligand PEB bZ 301

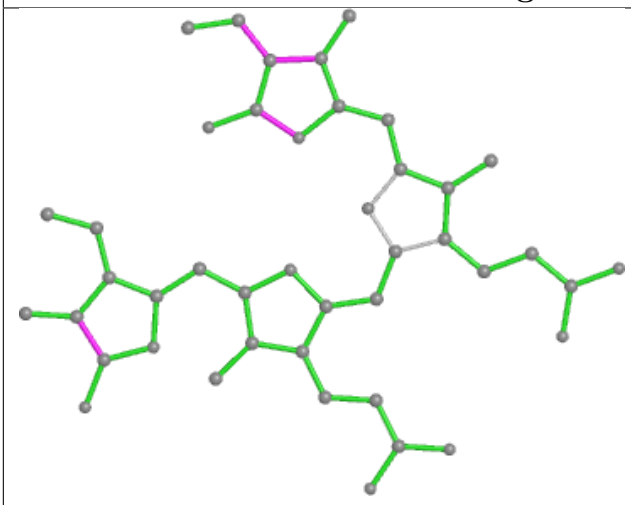

Bond lengths

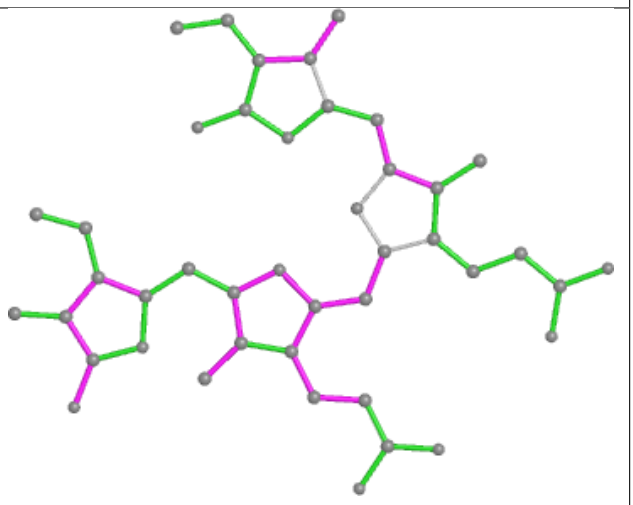

Bond angles

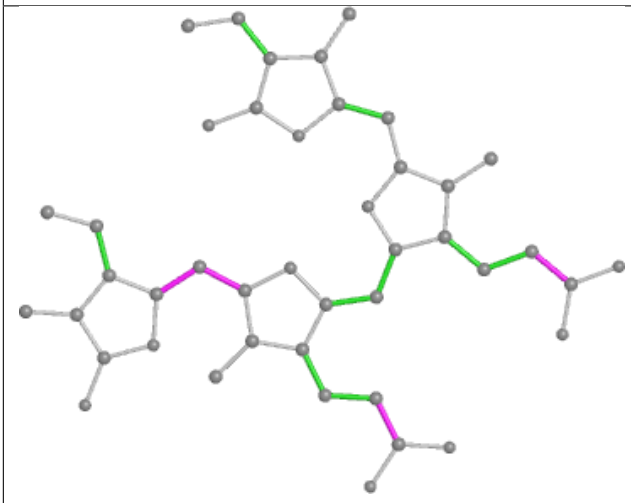

Torsions

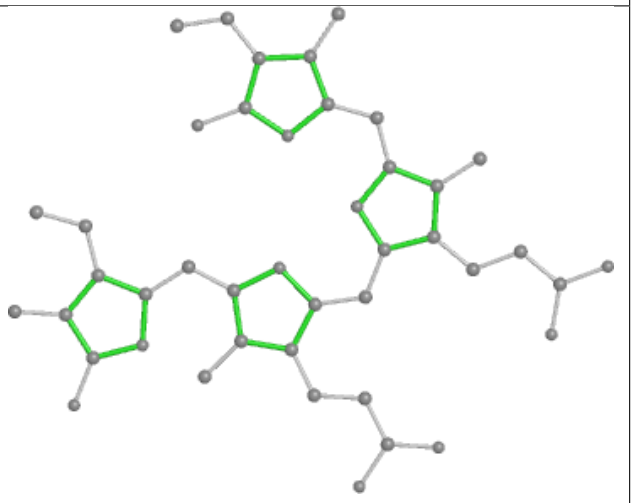

Rings

Ligand PEB p9 202

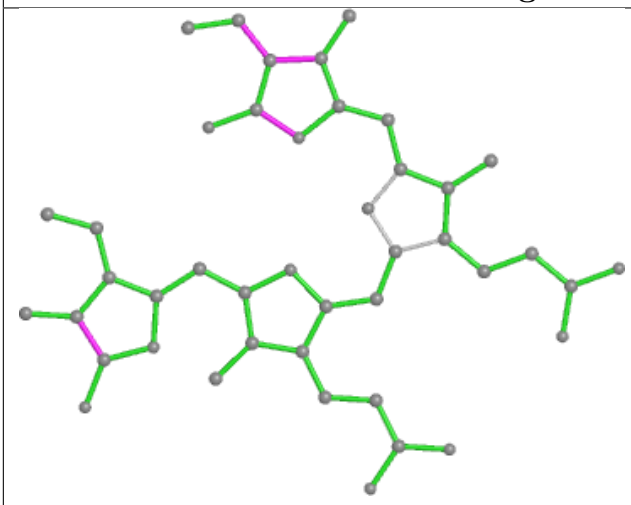

Bond lengths

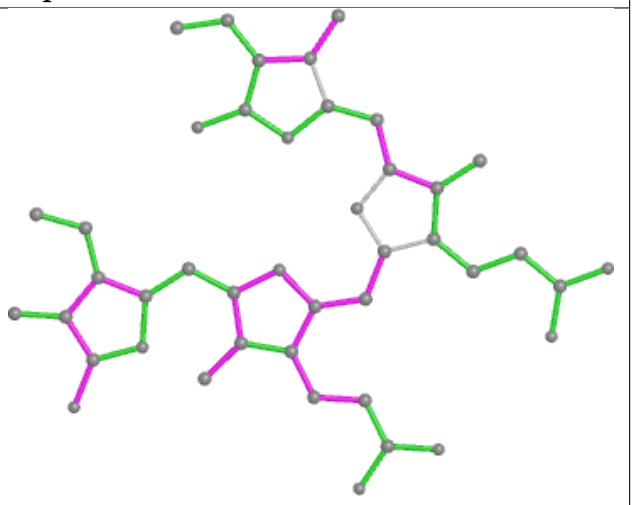

Bond angles

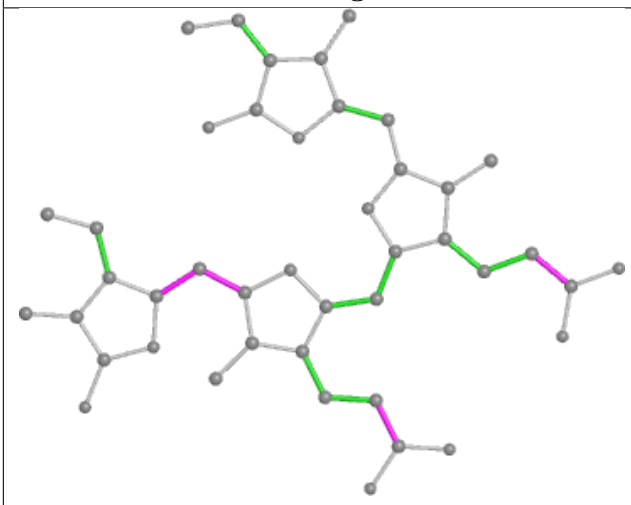

Torsions

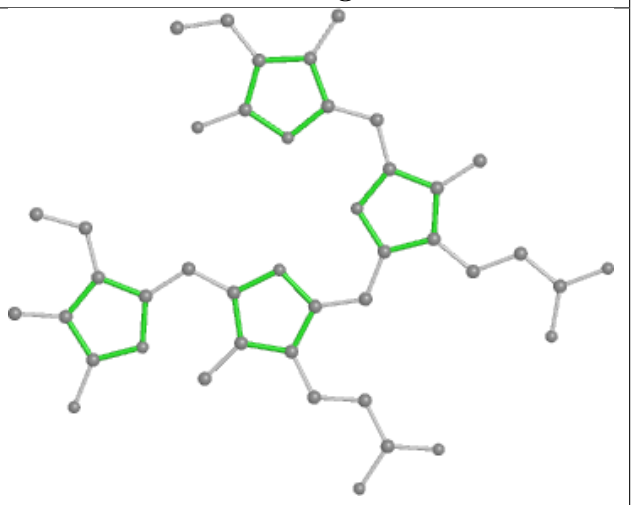

Rings

Ligand PEB hN 201

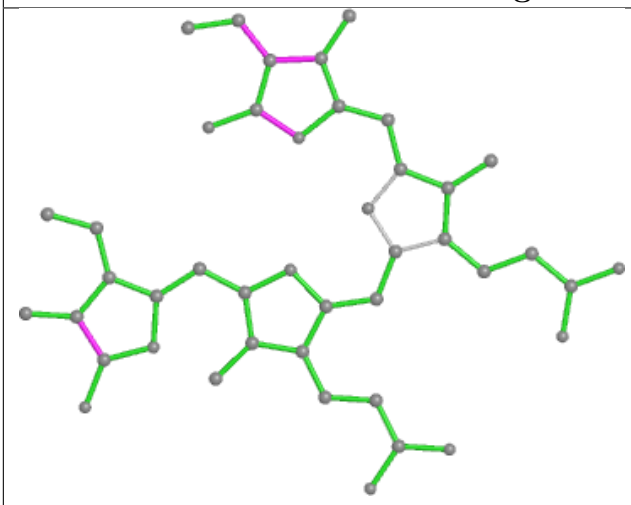

Bond lengths

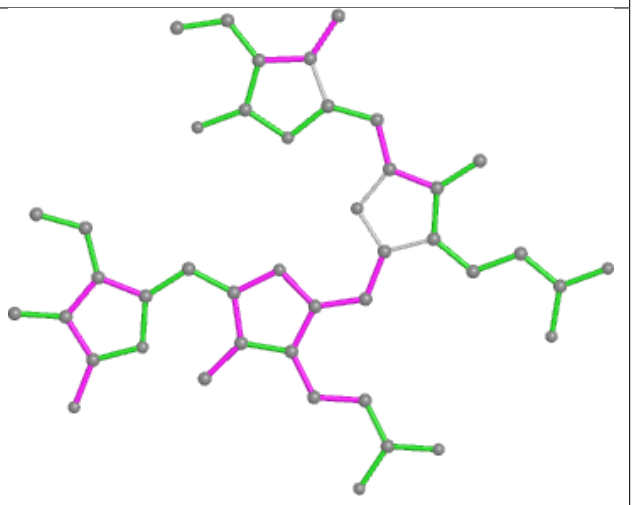

Bond angles

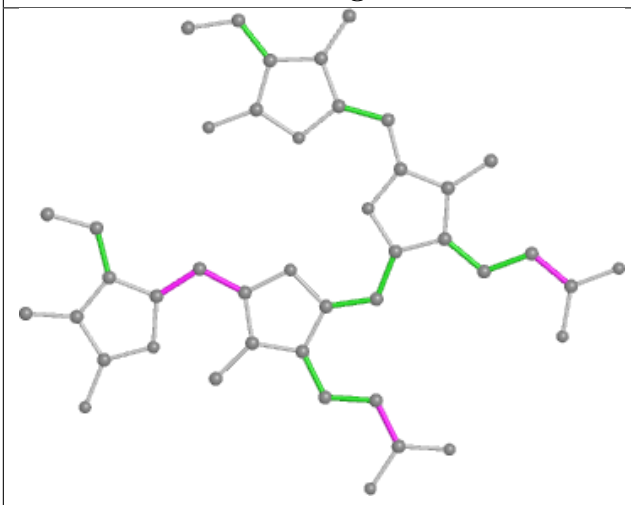

Torsions

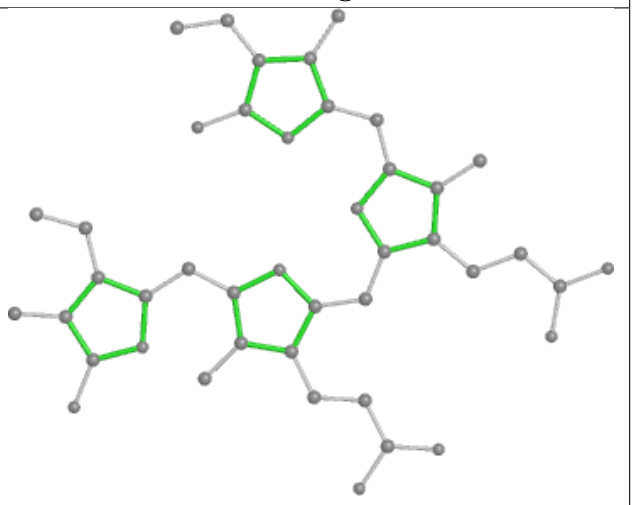

Rings

Ligand PEB f7 201

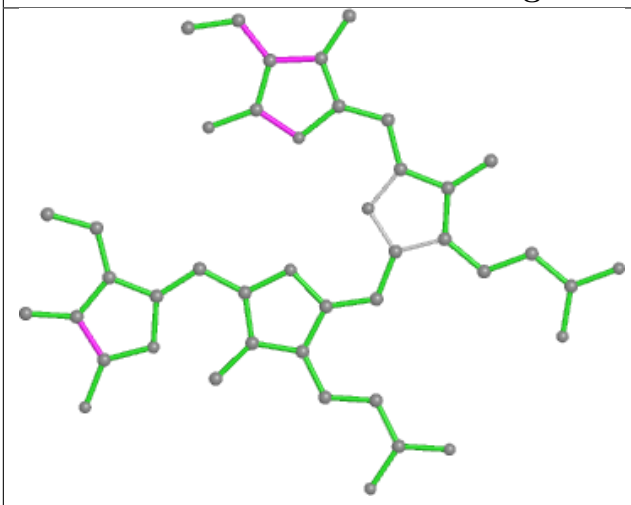

Bond lengths

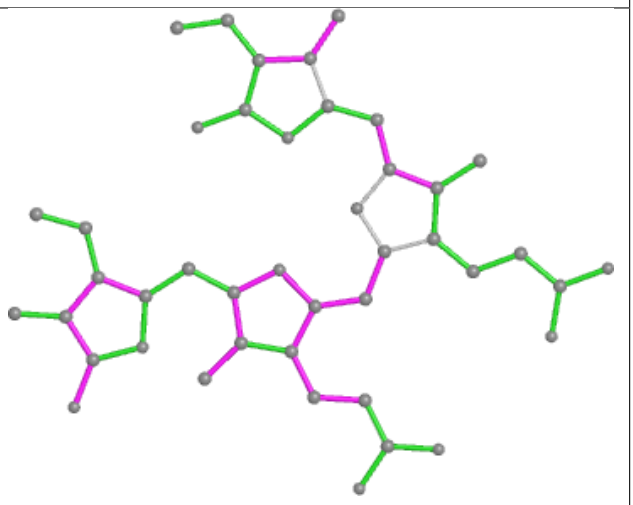

Bond angles

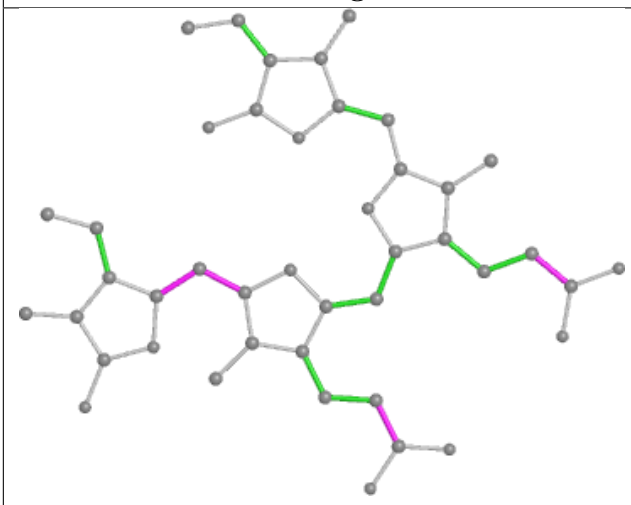

Torsions

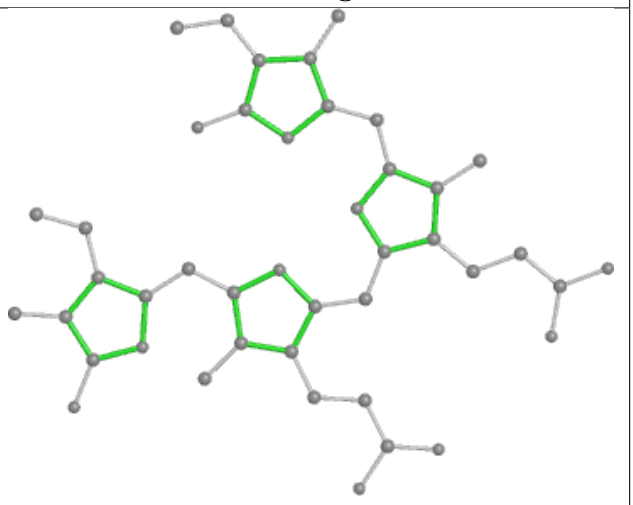

Rings

Ligand PUB hR 203

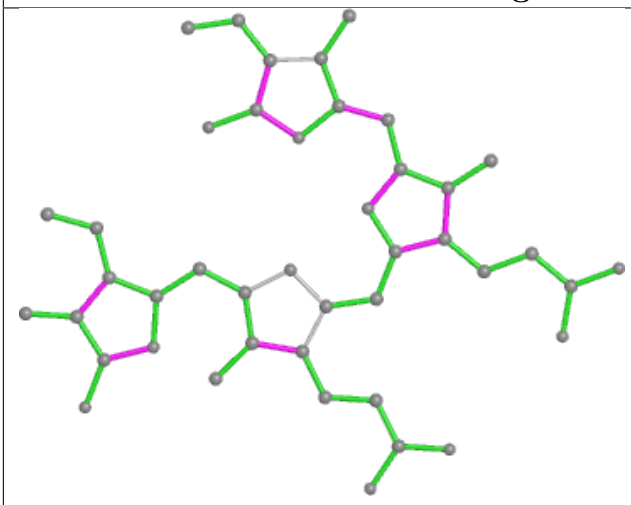

Bond lengths

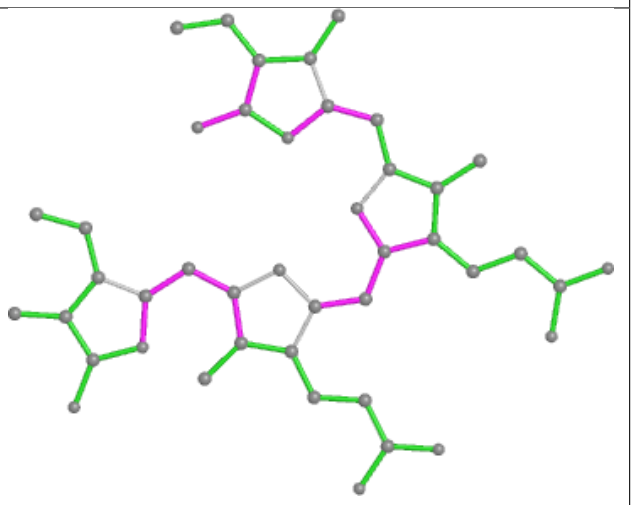

Bond angles

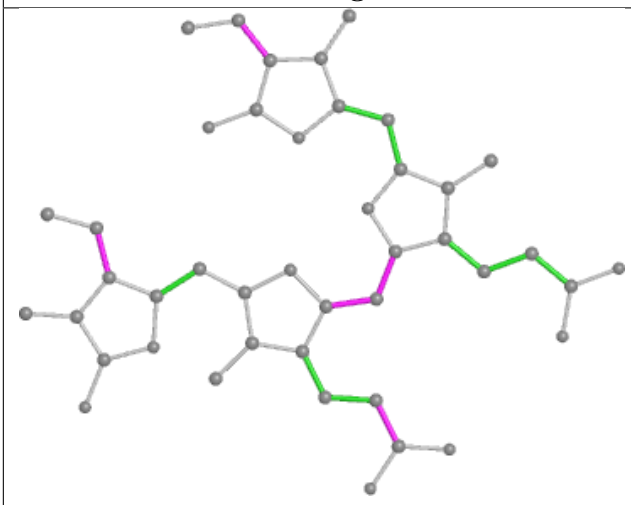

Torsions

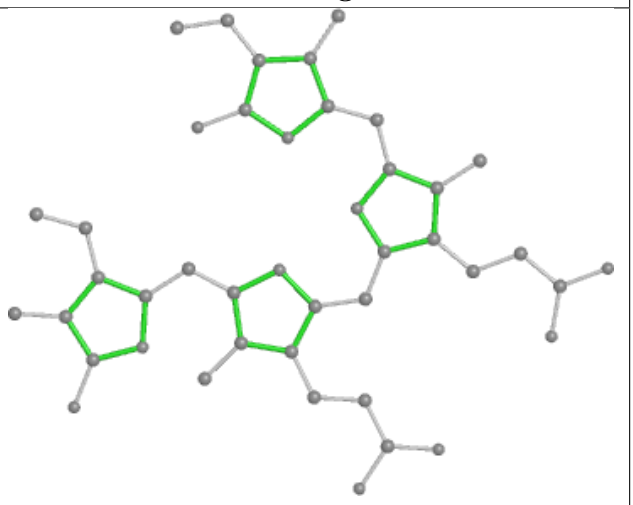

Rings

Ligand PEB hA 202

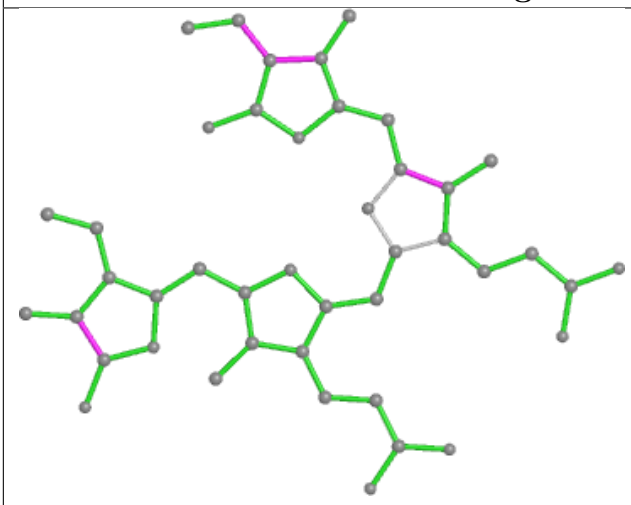

Bond lengths

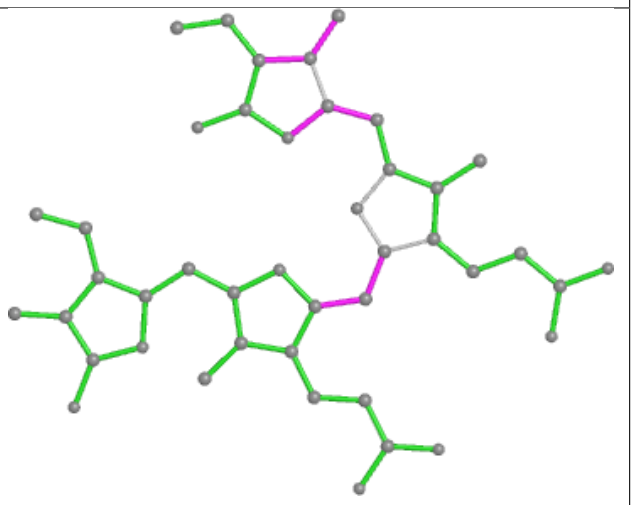

Bond angles

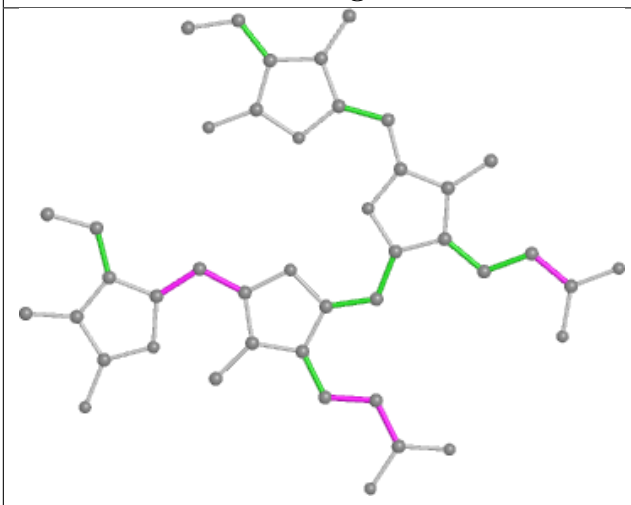

Torsions

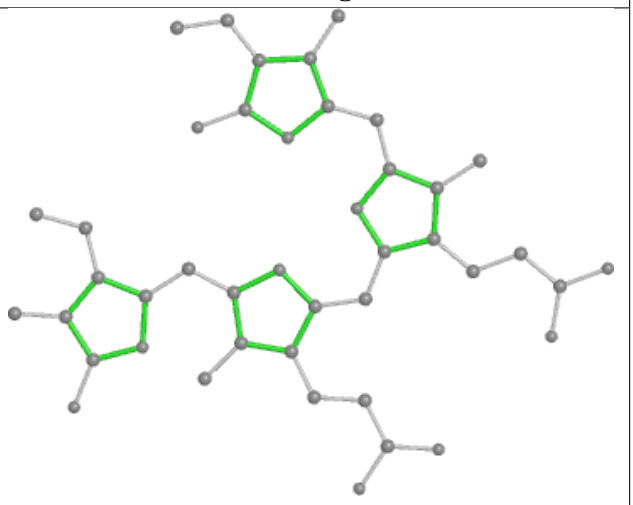

Rings

Ligand PEB gp 201

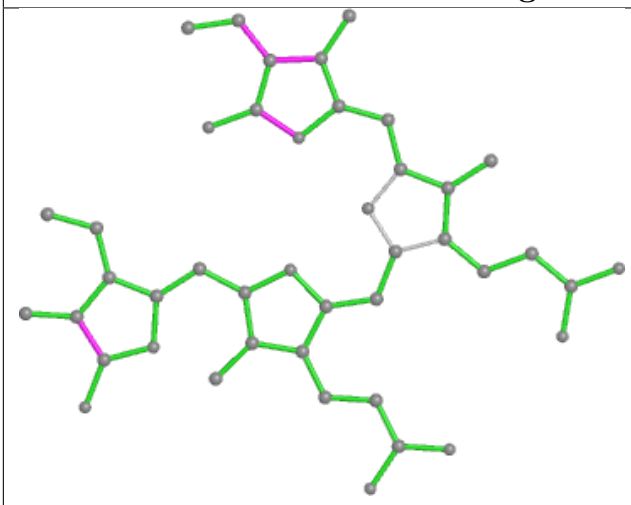

Bond lengths

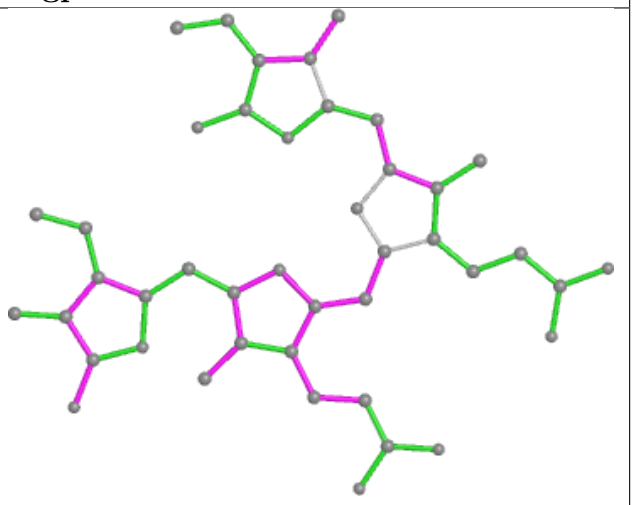

Bond angles

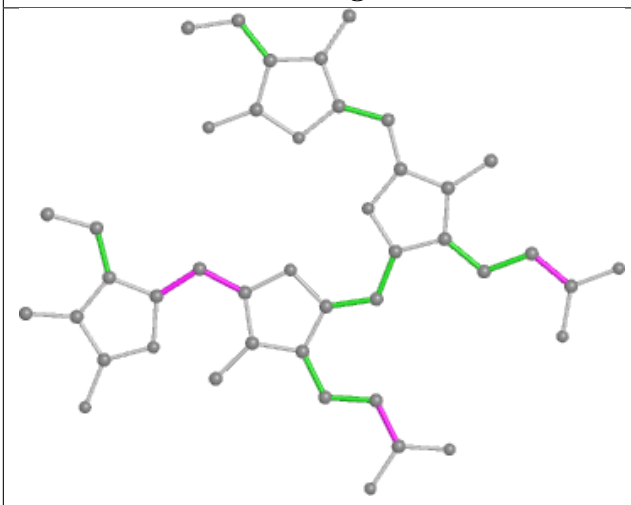

Torsions

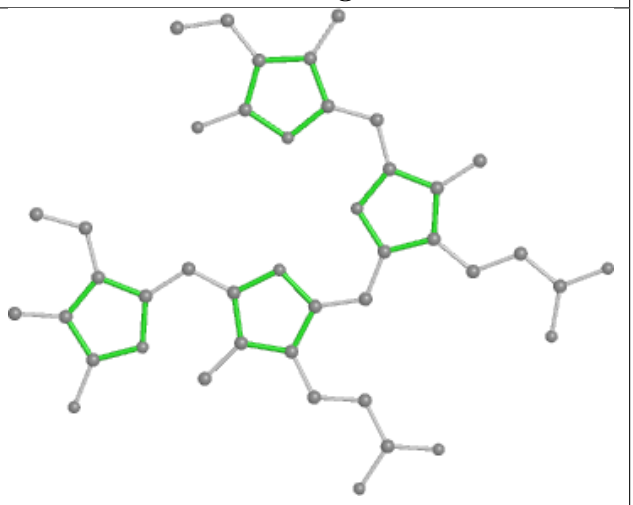

Rings

Ligand PEB J8 201

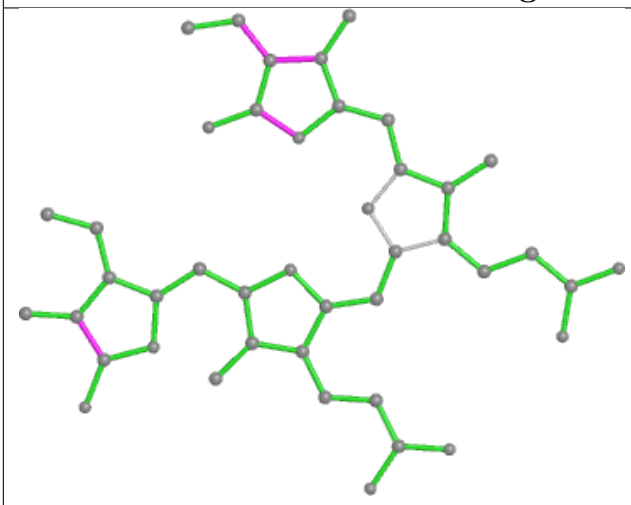

Bond lengths

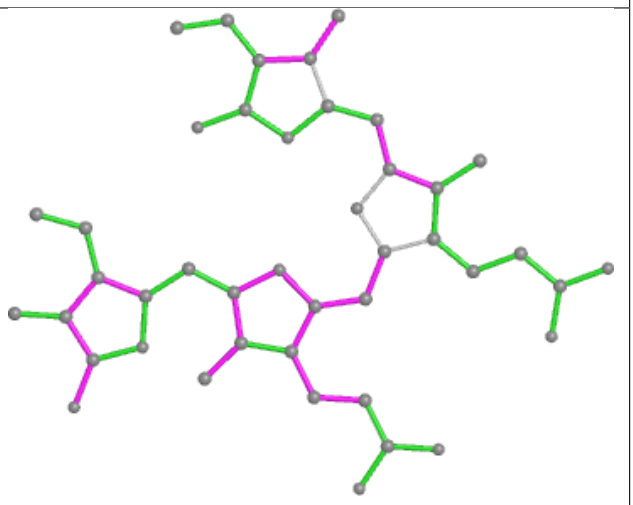

Bond angles

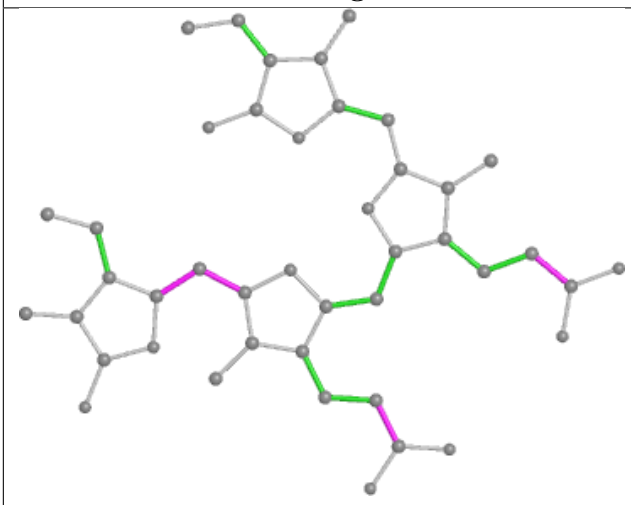

Torsions

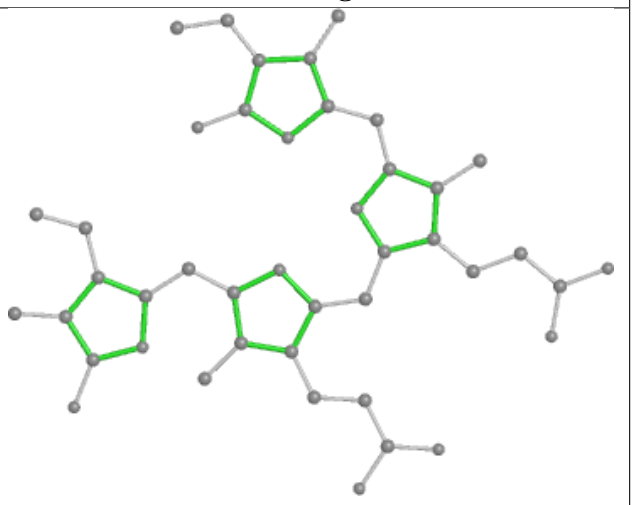

Rings

Ligand PEB jM 1002

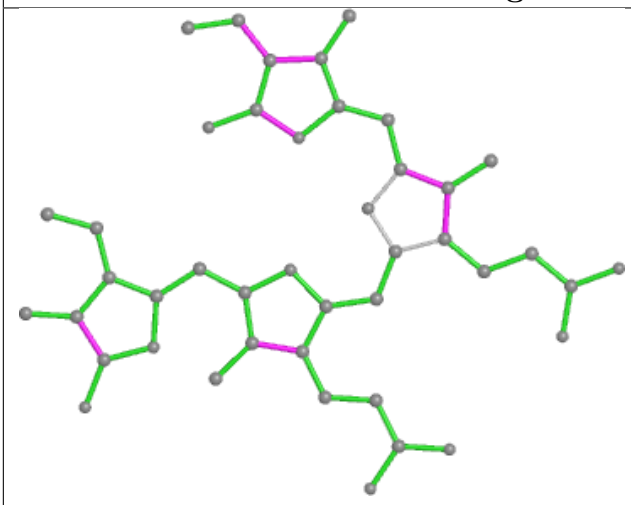

Bond lengths

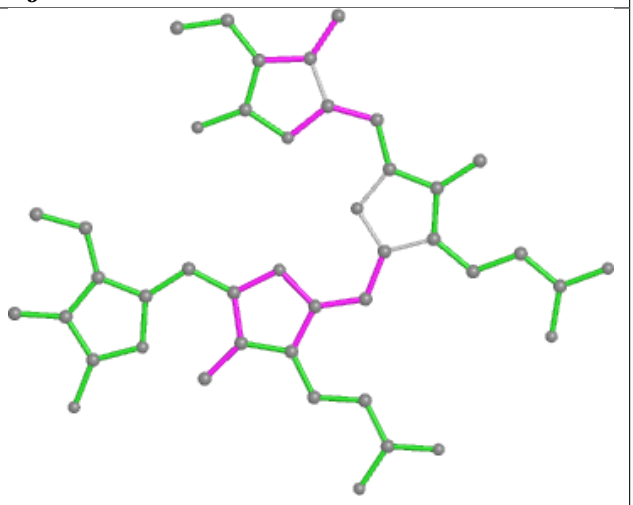

Bond angles

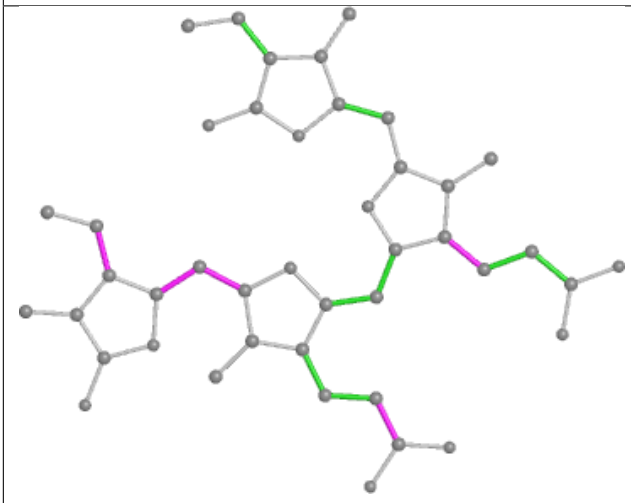

Torsions

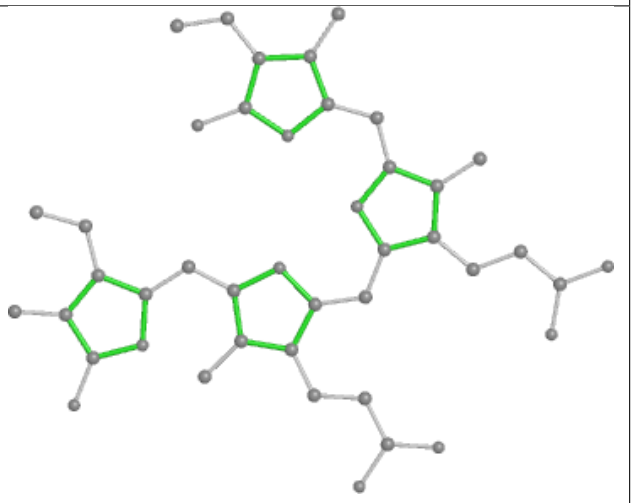

Rings

Ligand PEB dt 201

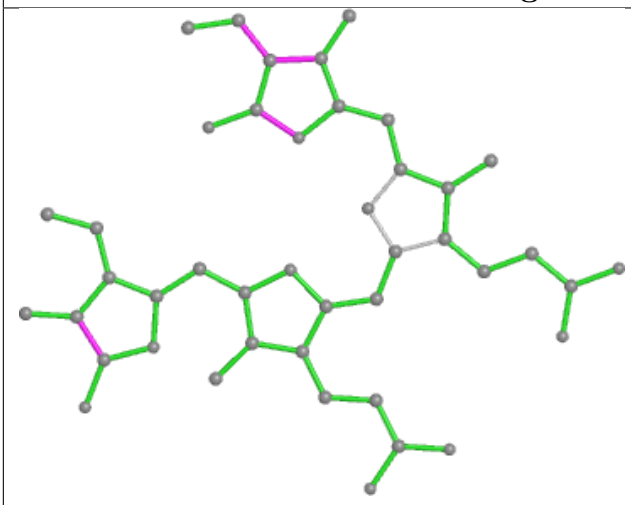

Bond lengths

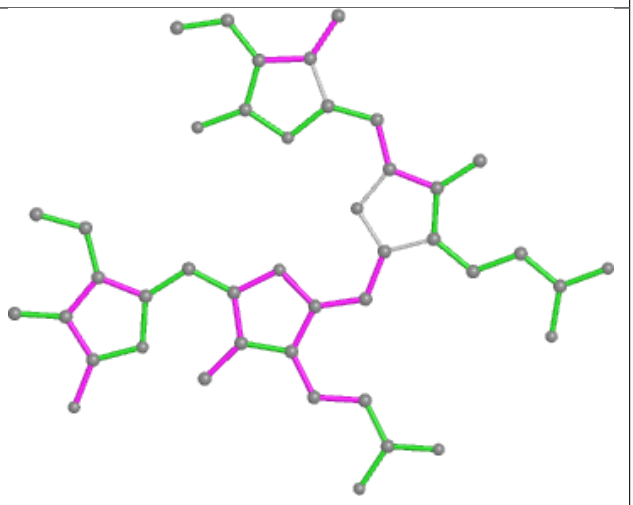

Bond angles

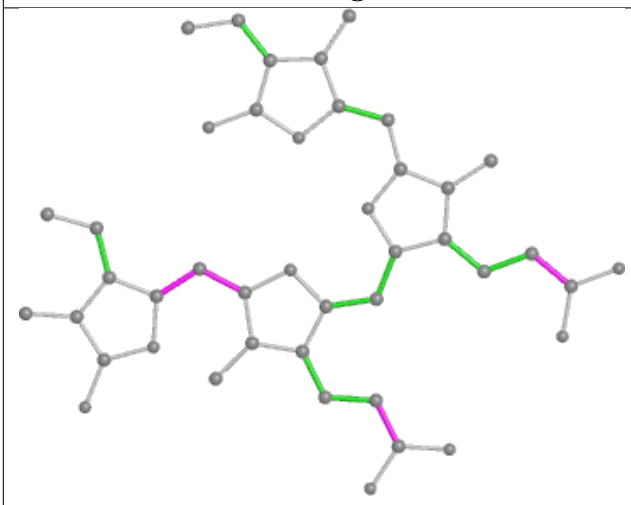

Torsions

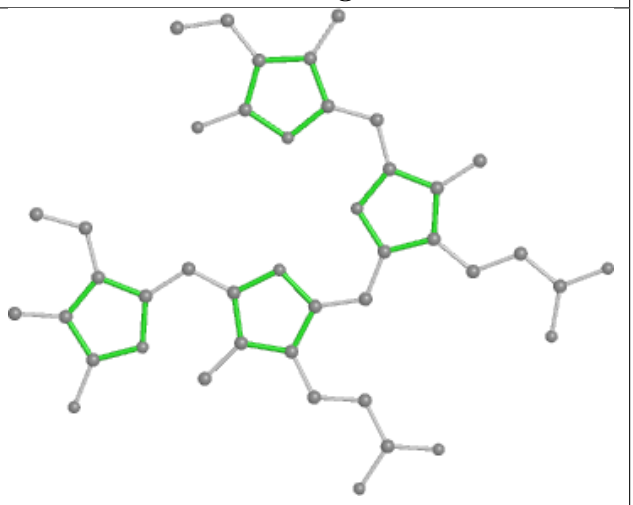

Rings

Ligand PEB hC 202

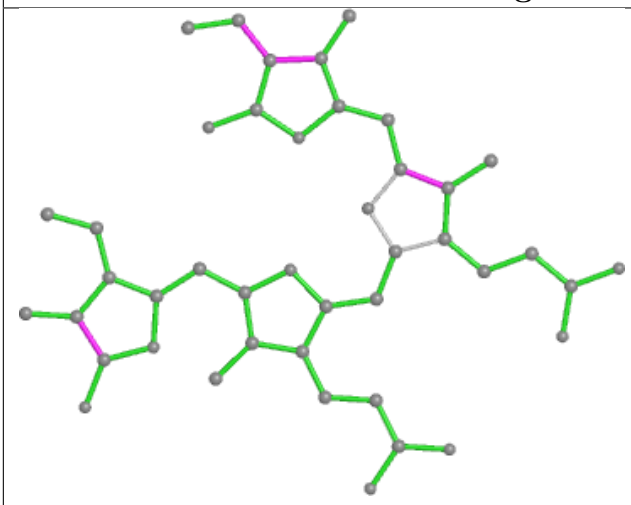

Bond lengths

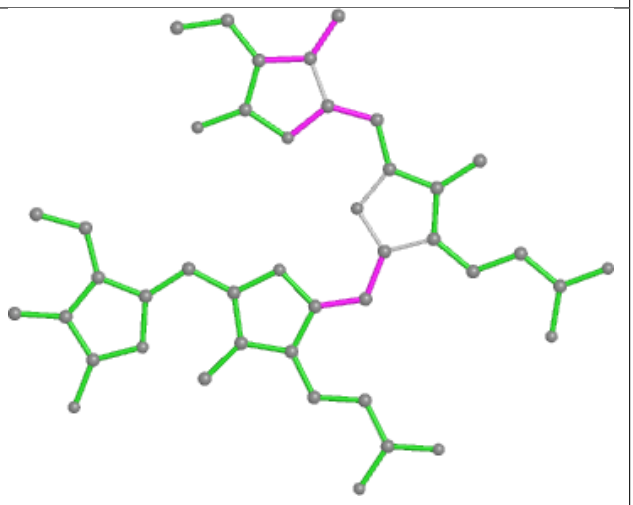

Bond angles

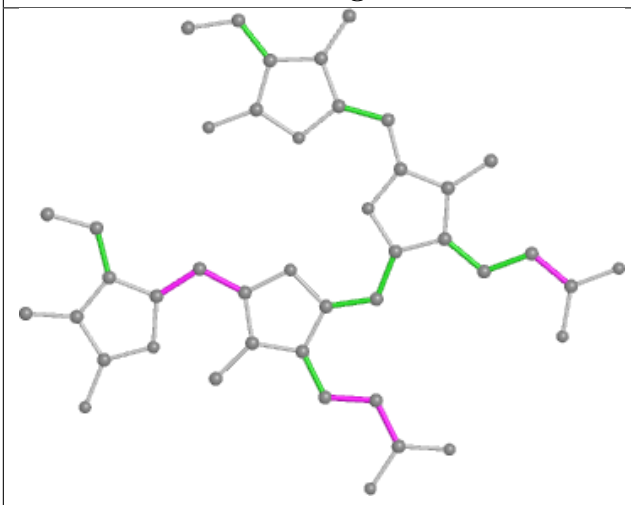

Torsions

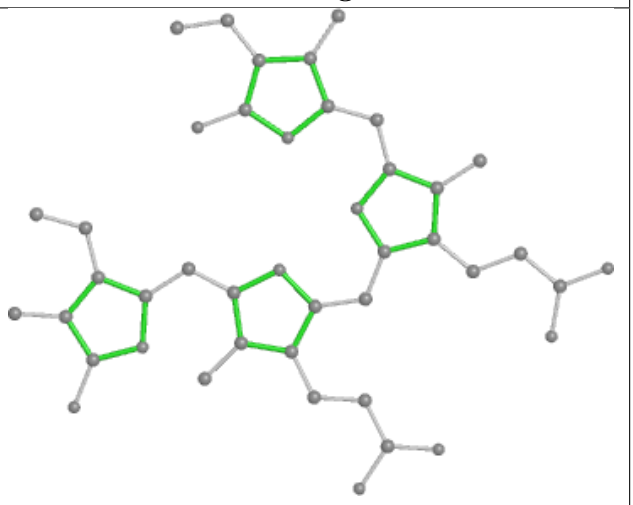

Rings

Ligand PUB gt 203

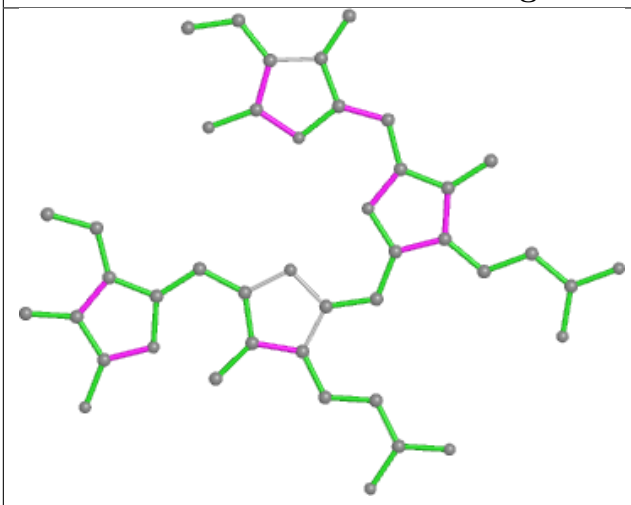

Bond lengths

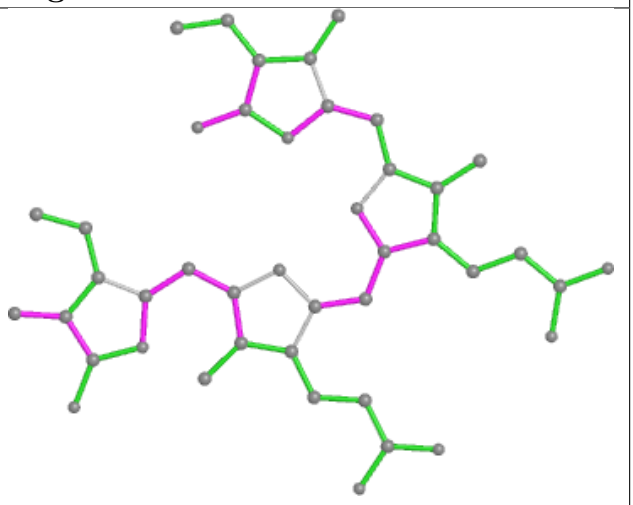

Bond angles

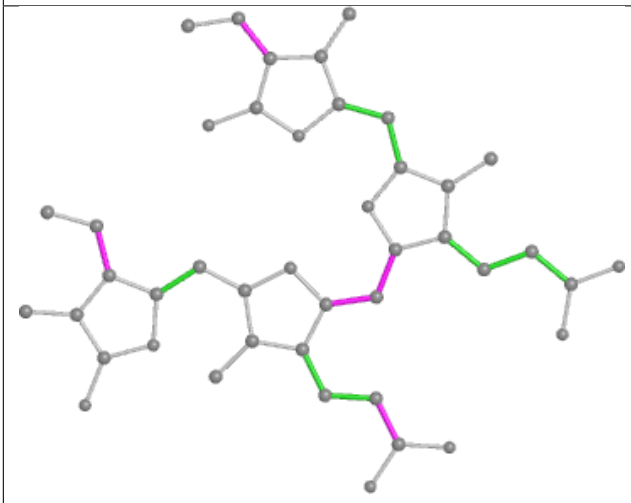

Torsions

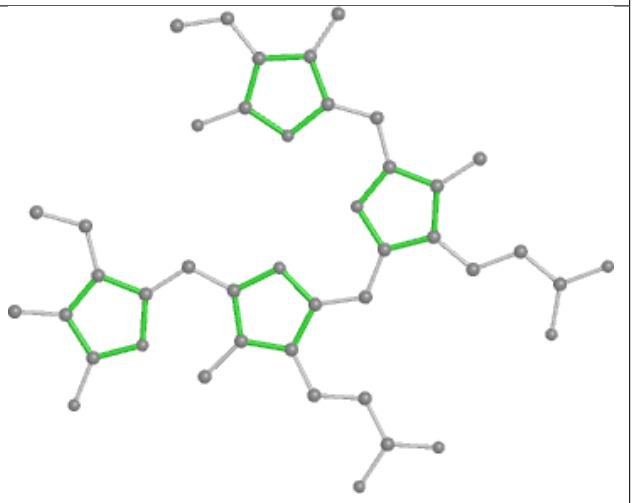

Rings

Ligand PEB lo 203

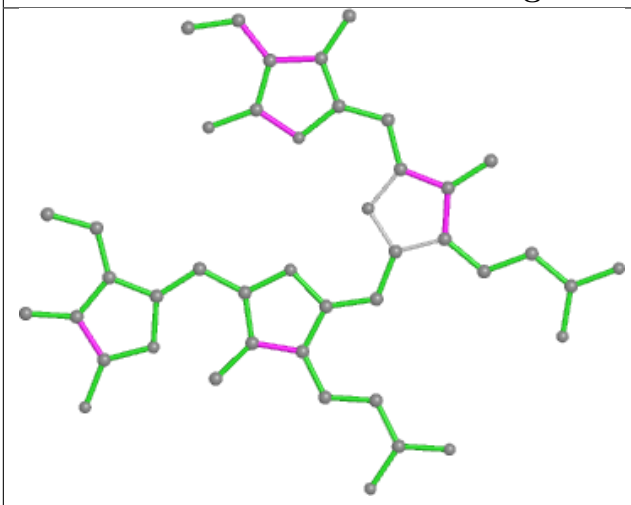

Bond lengths

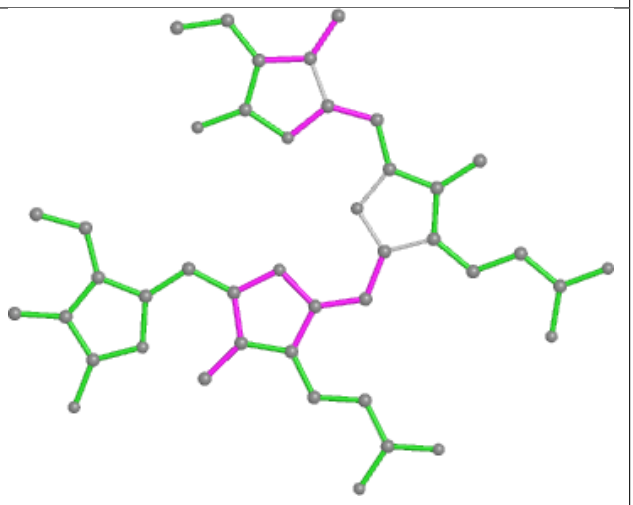

Bond angles

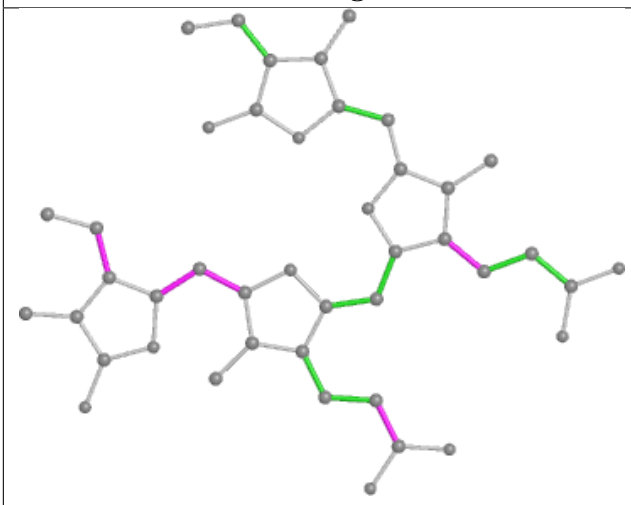

Torsions

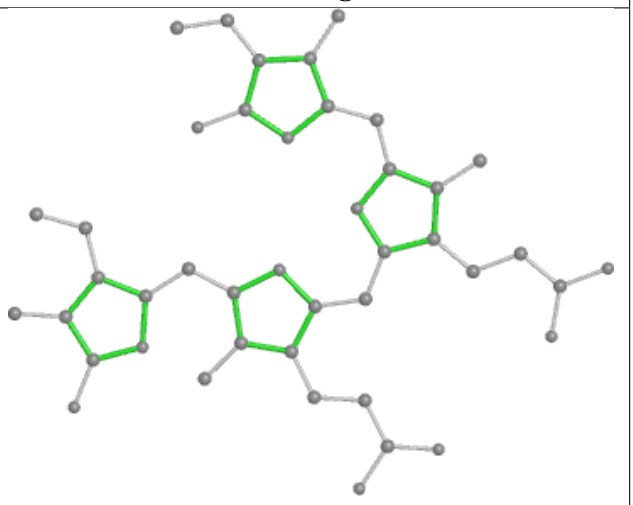

Rings

Ligand PEB hB 202

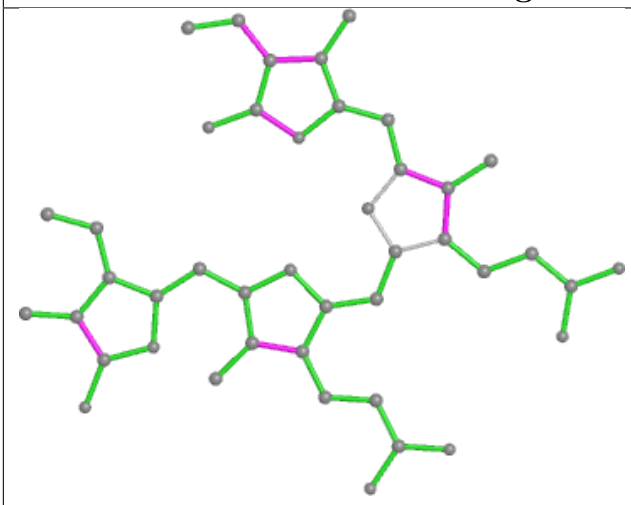

Bond lengths

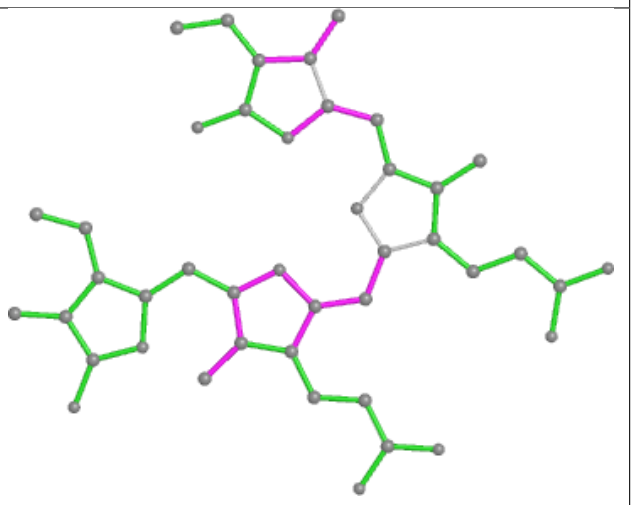

Bond angles

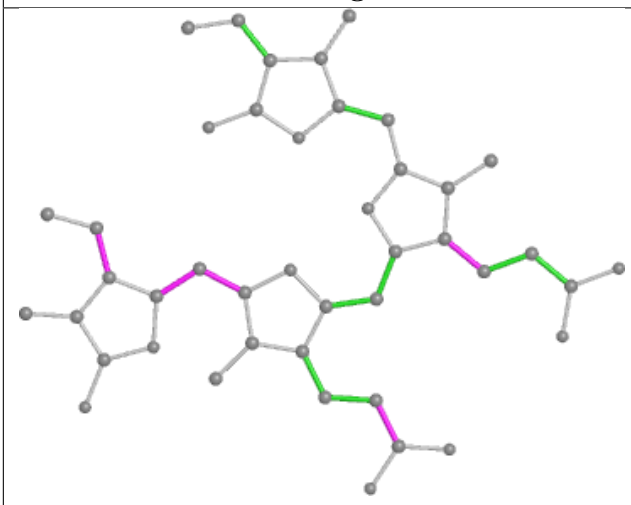

Torsions

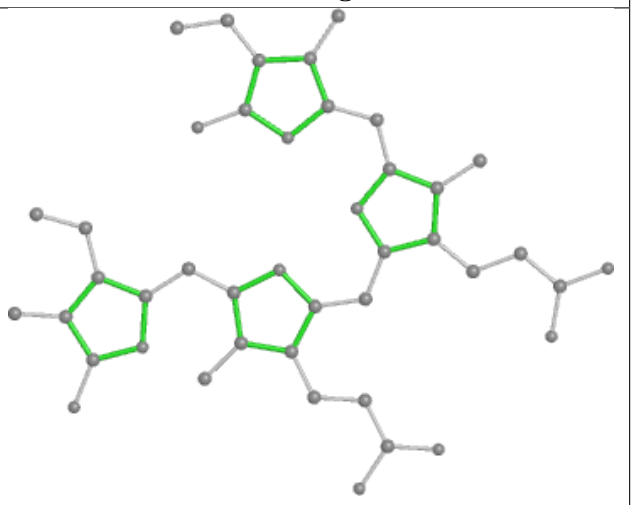

Rings

Ligand PEB as 201

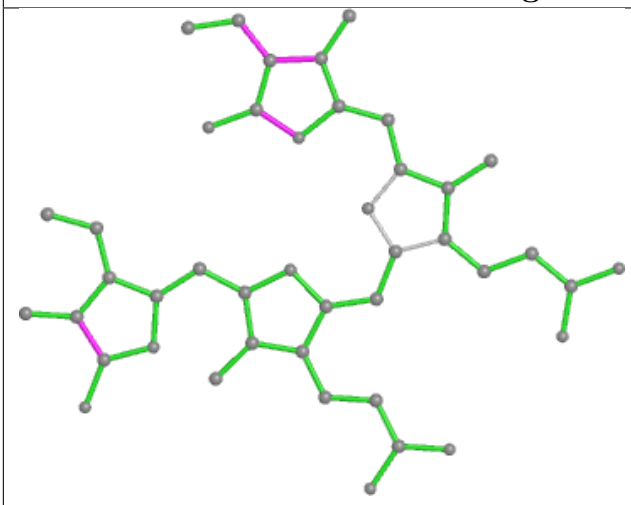

Bond lengths

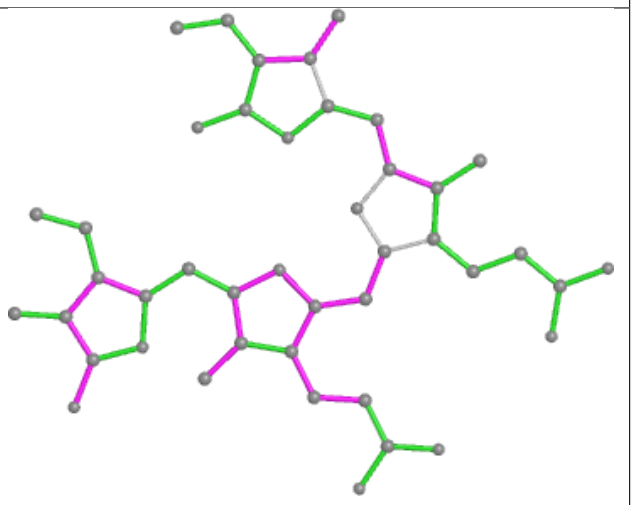

Bond angles

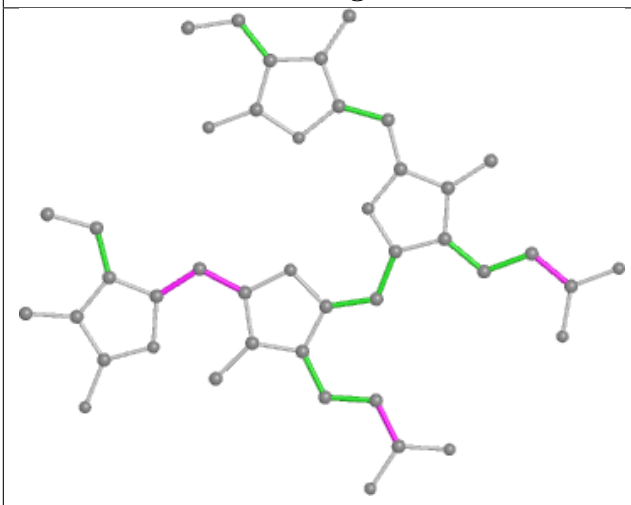

Torsions

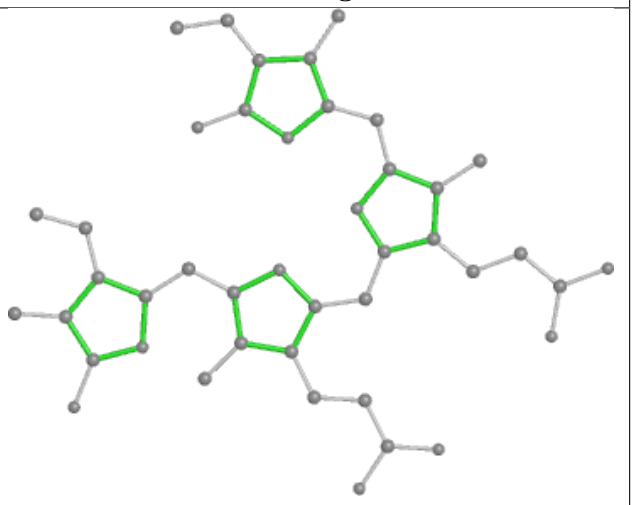

Rings

Ligand PEB q2 202

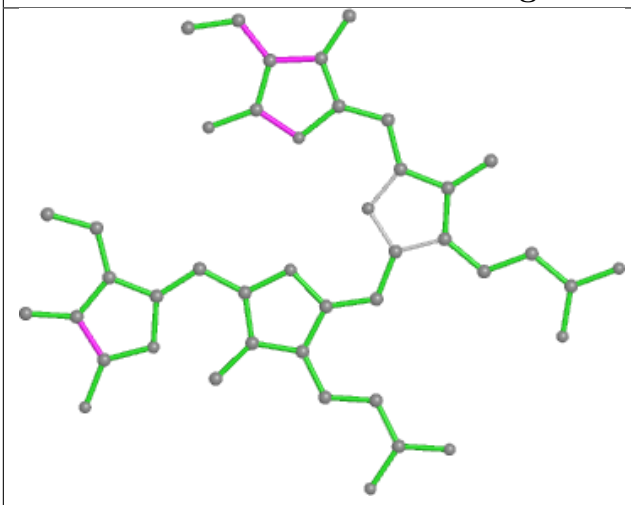

Bond lengths

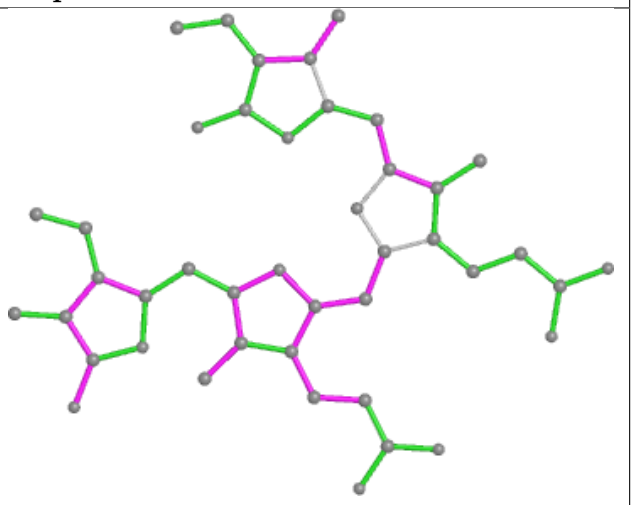

Bond angles

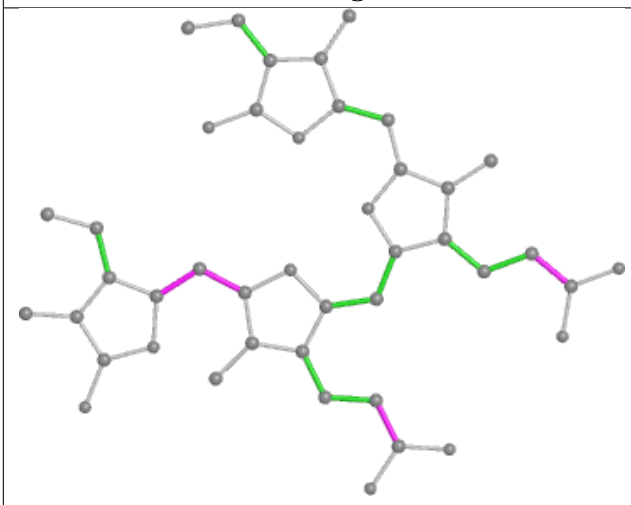

Torsions

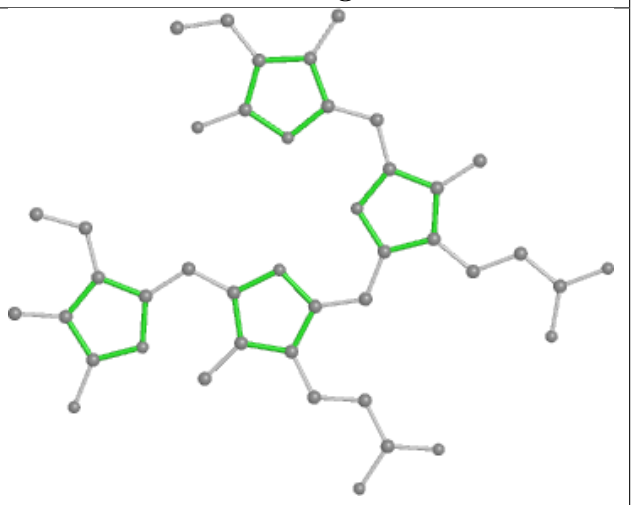

Rings

Ligand PEB L3 202

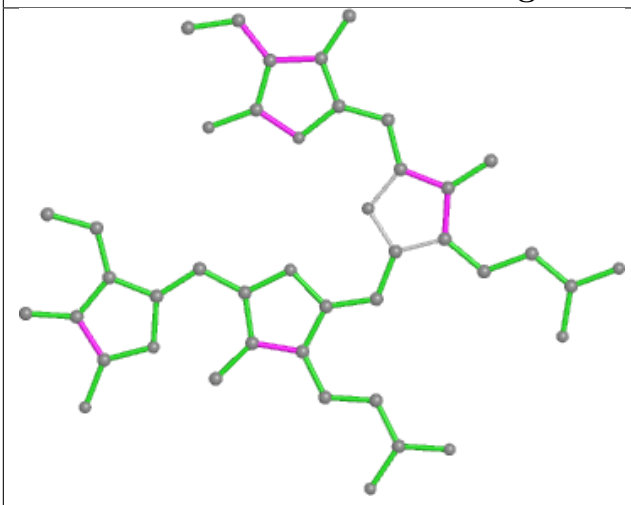

Bond lengths

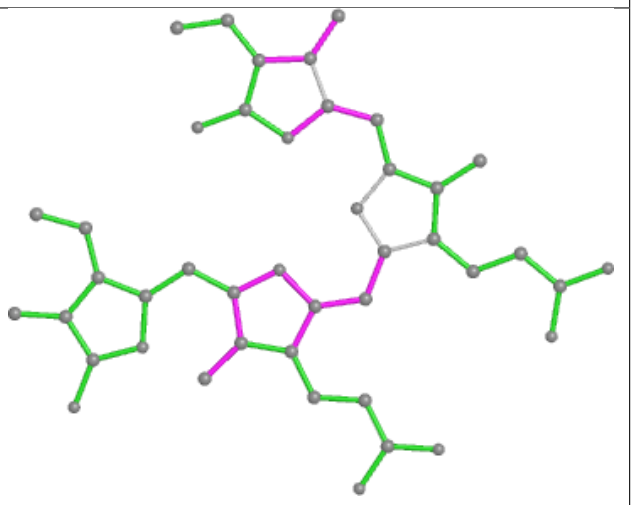

Bond angles

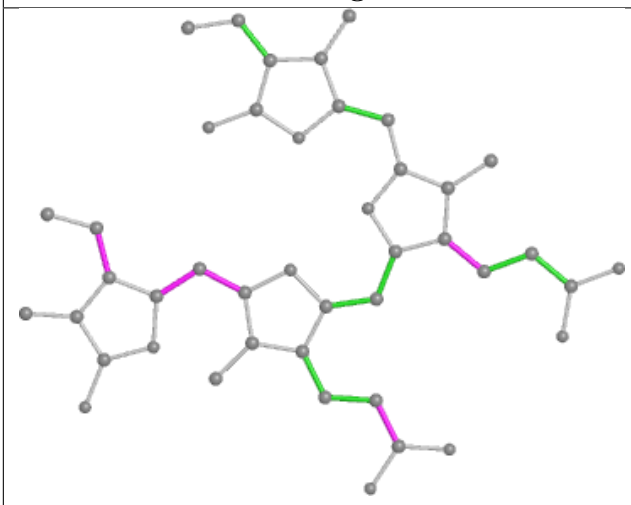

Torsions

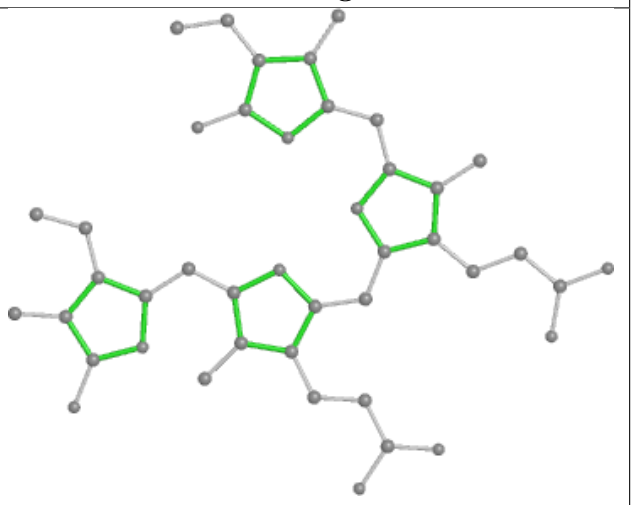

Rings

Ligand PEB h7 201

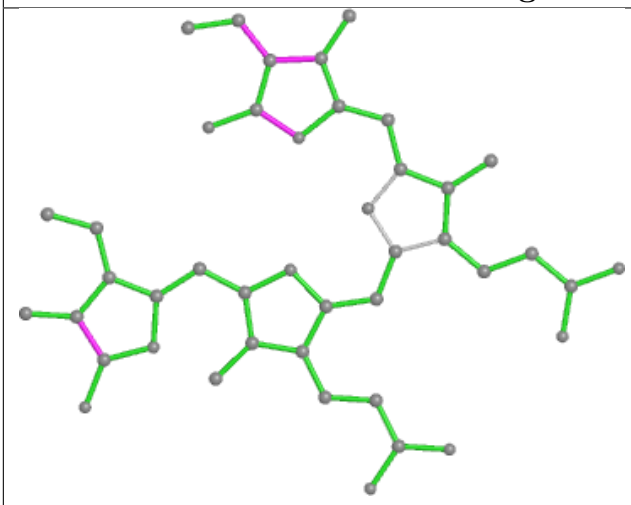

Bond lengths

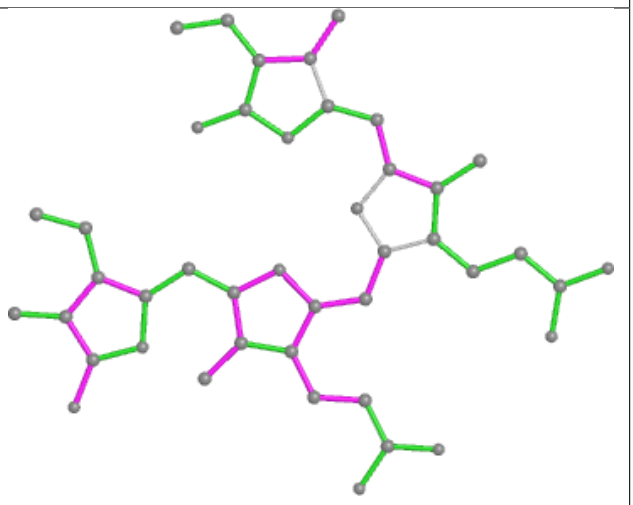

Bond angles

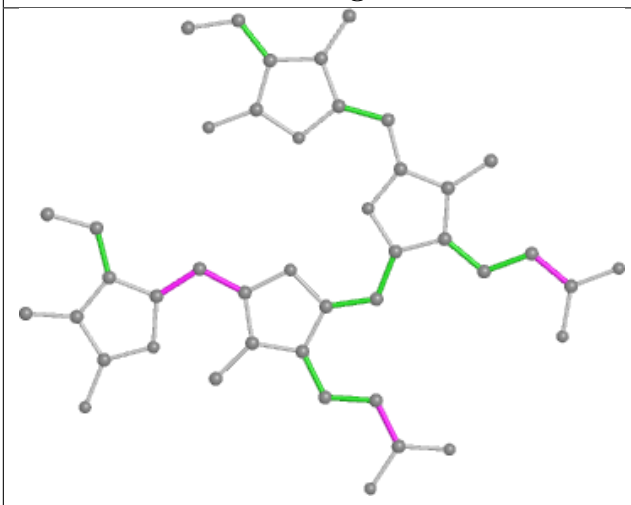

Torsions

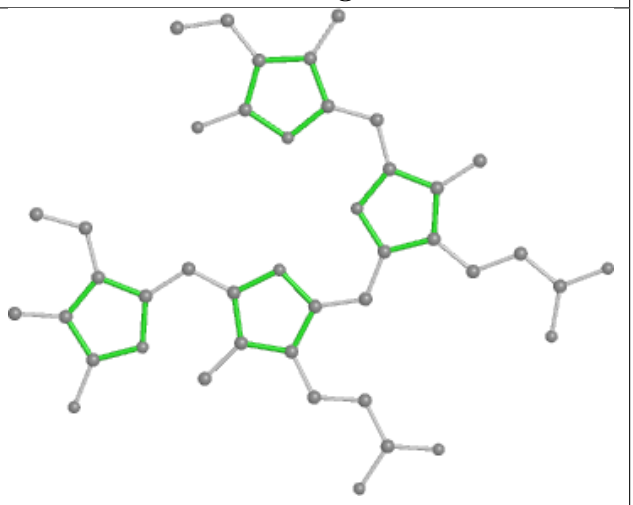

Rings

Ligand PEB Y7 1003

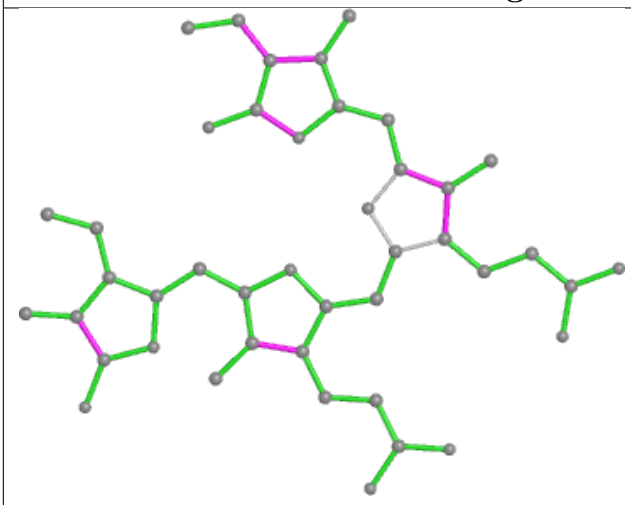

Bond lengths

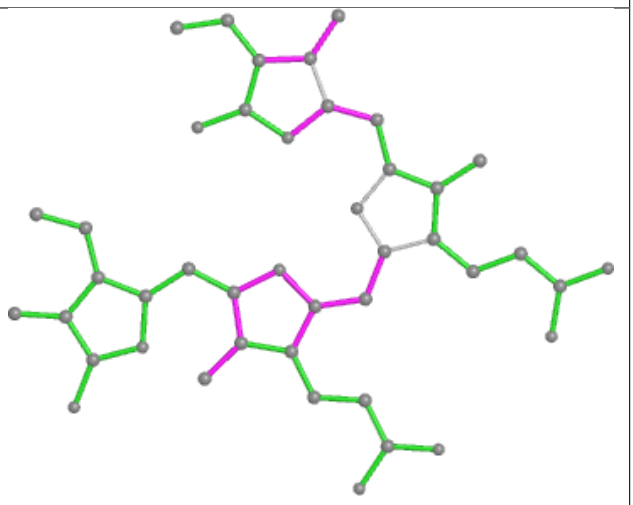

Bond angles

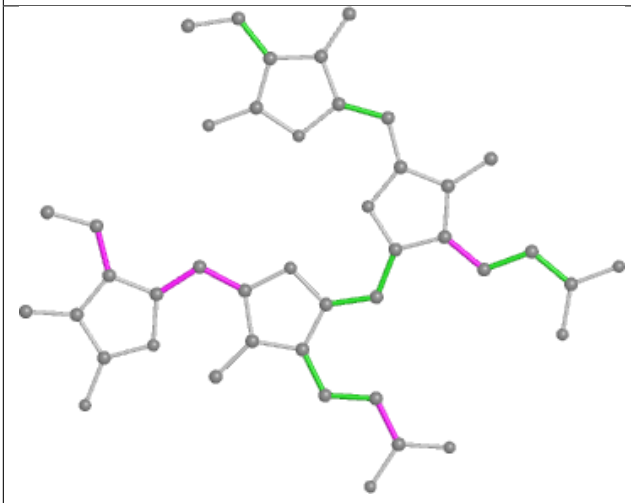

Torsions

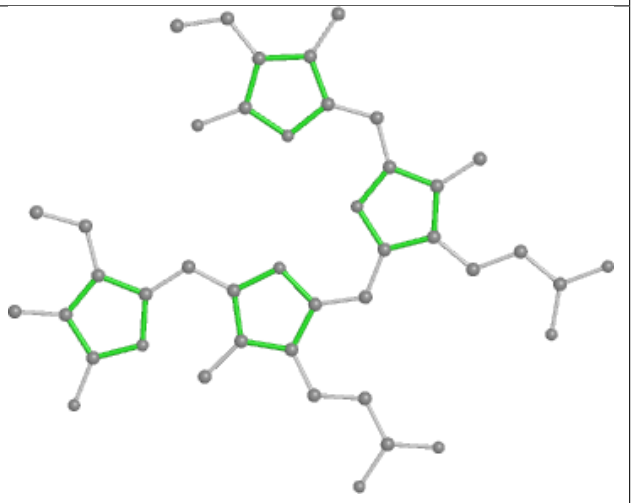

Rings

Ligand PEB bQ 202

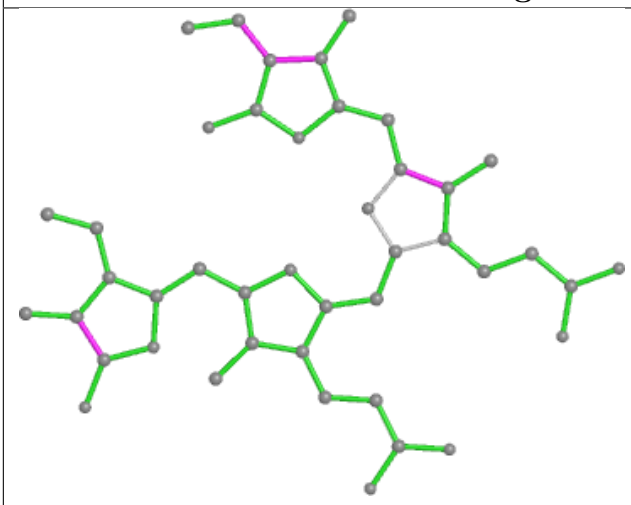

Bond lengths

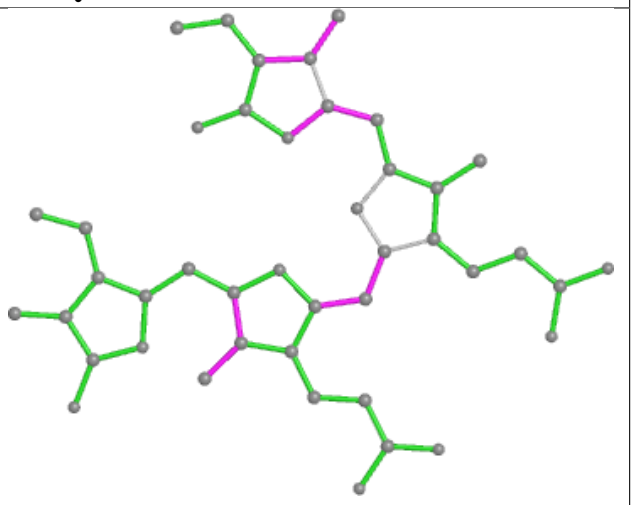

Bond angles

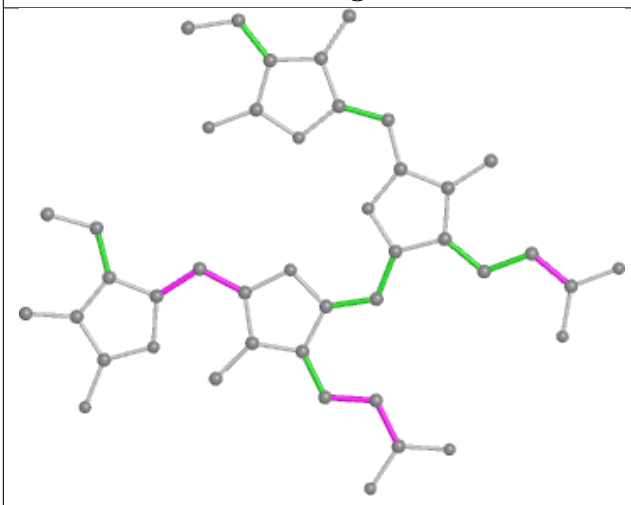

Torsions

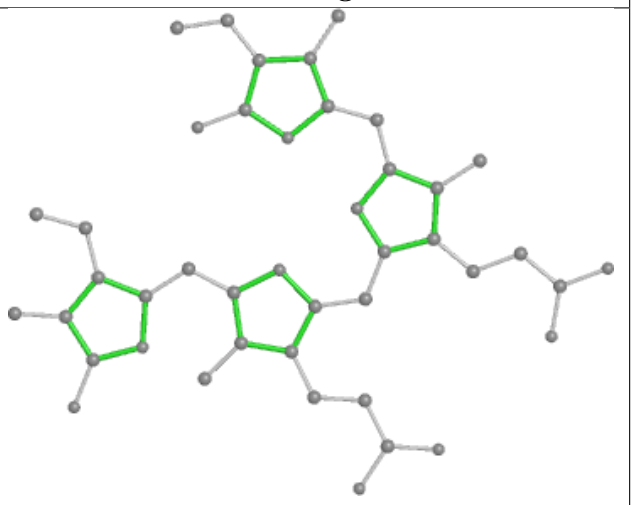

Rings

Ligand PEB G7 201

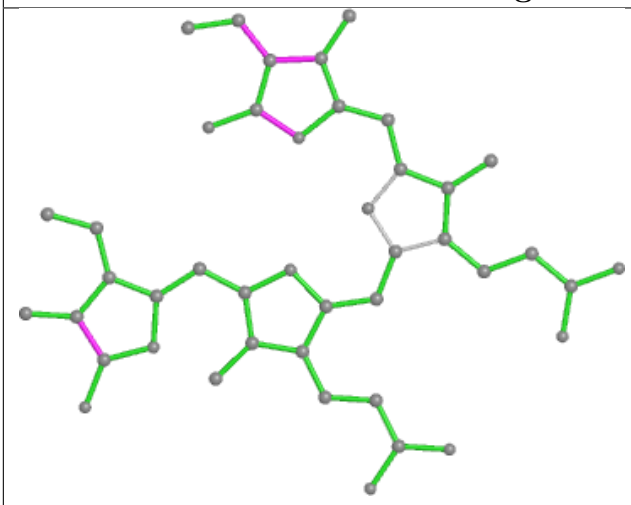

Bond lengths

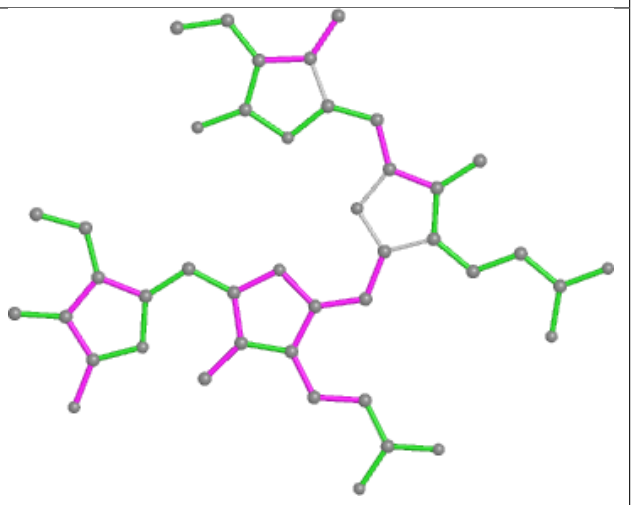

Bond angles

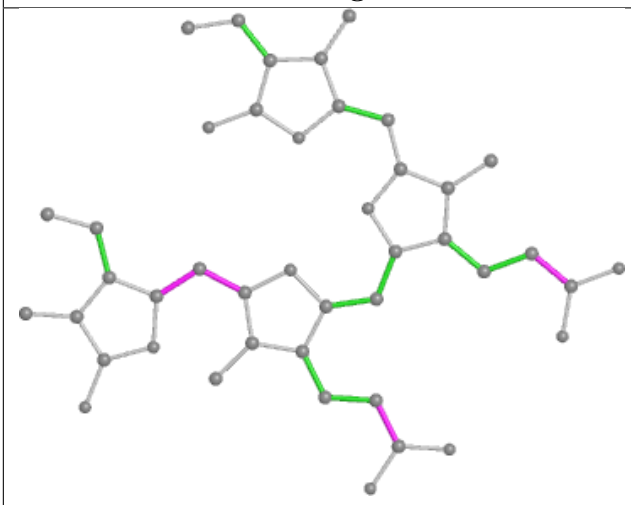

Torsions

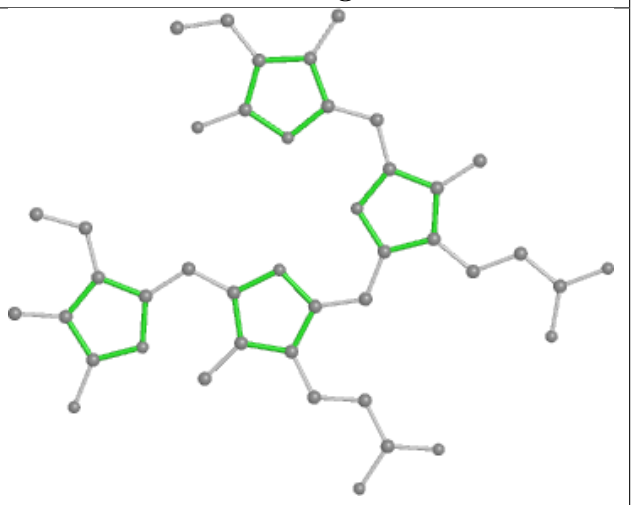

Rings

Ligand PEB lq 203

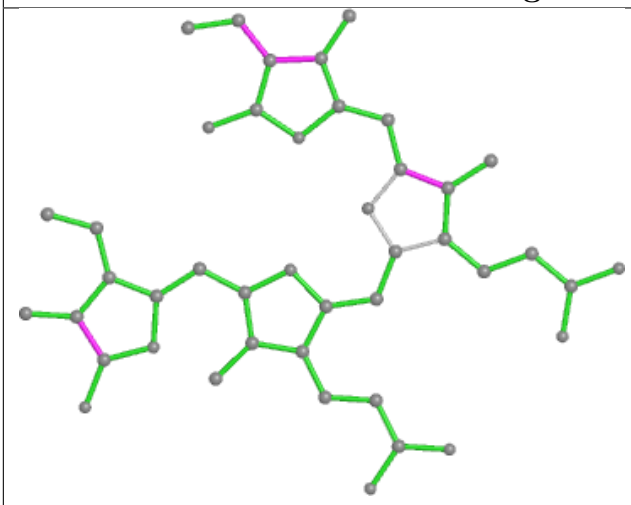

Bond lengths

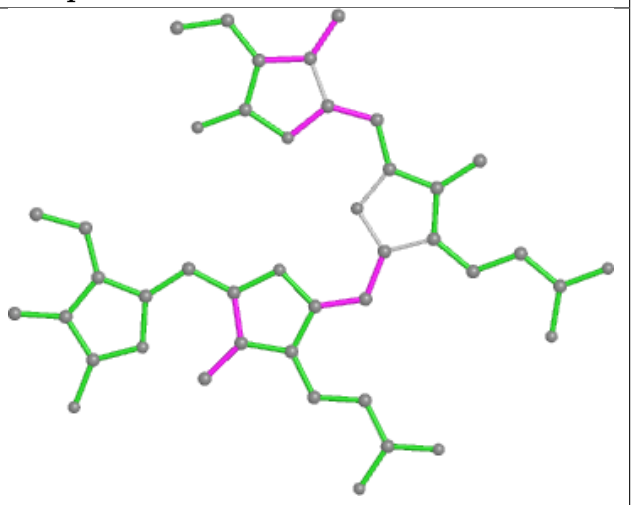

Bond angles

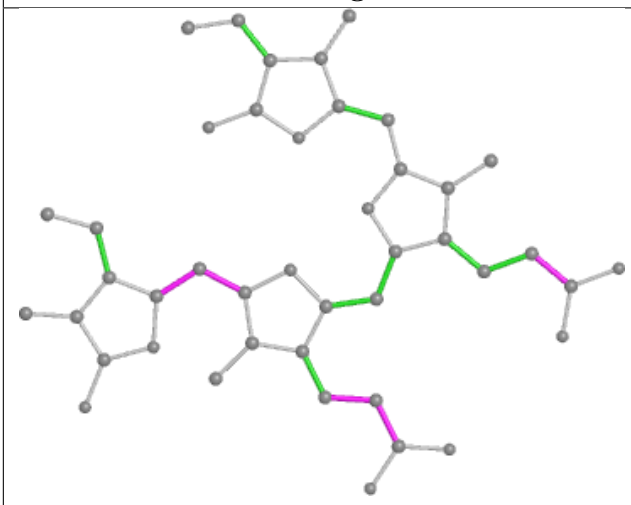

Torsions

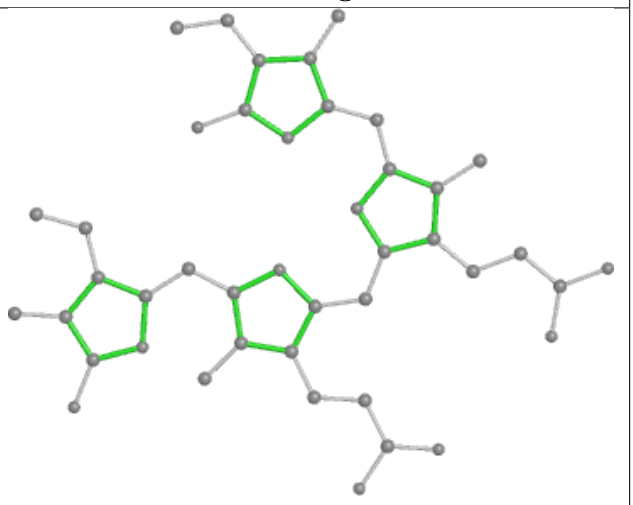

Rings

Ligand PUB b7 202

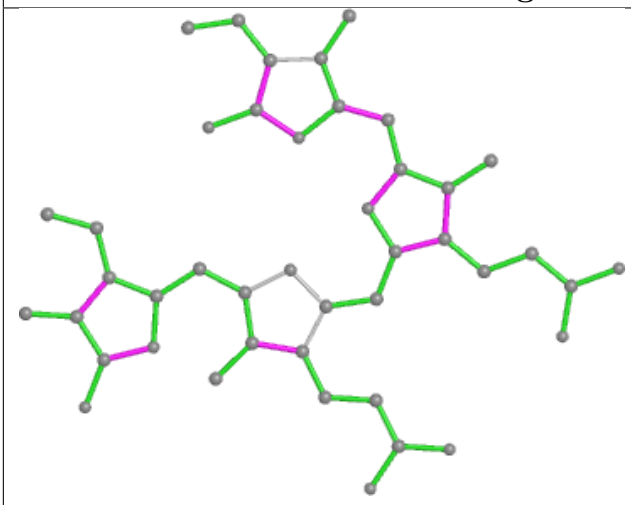

Bond lengths

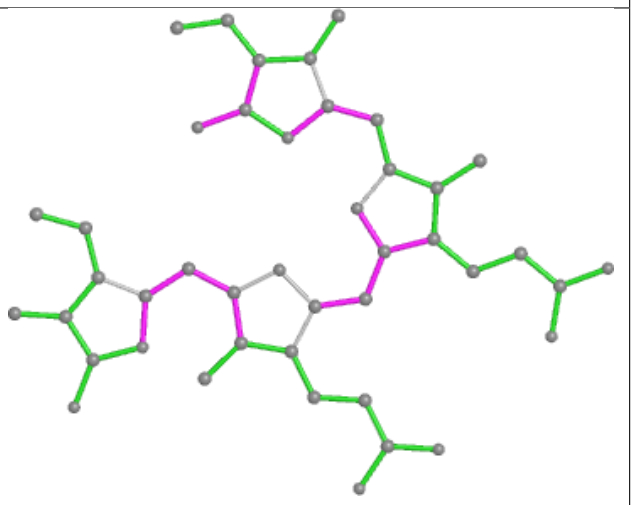

Bond angles

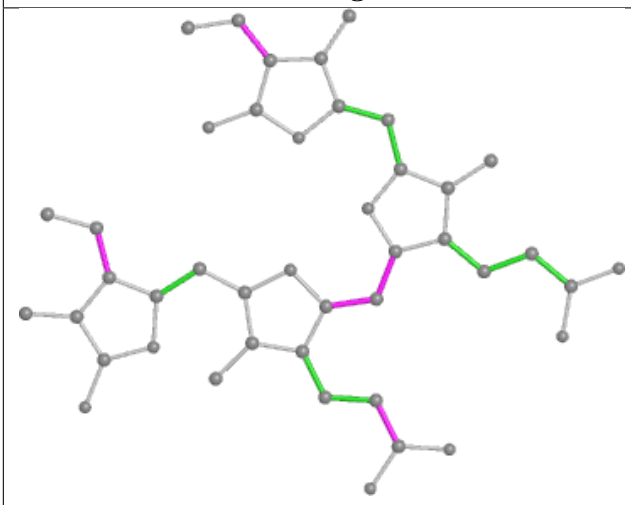

Torsions

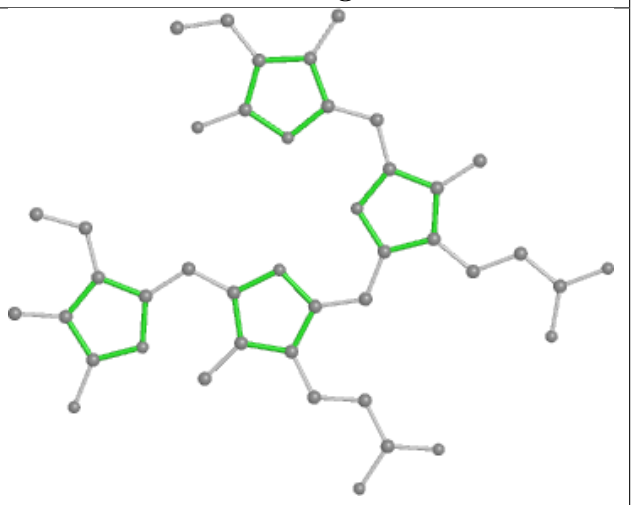

Rings

Ligand PEB V5 201

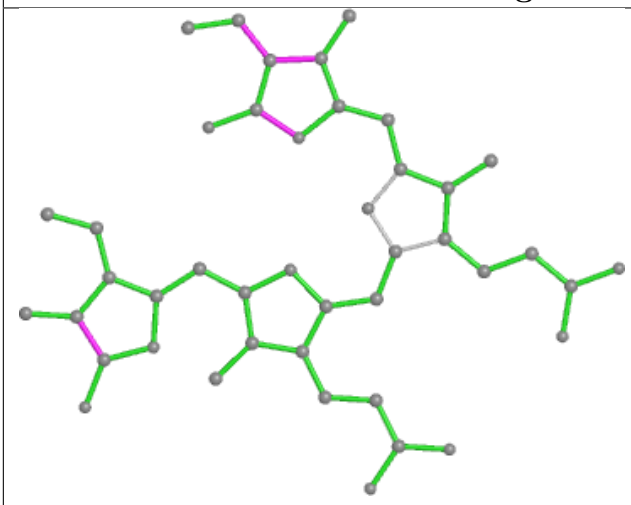

Bond lengths

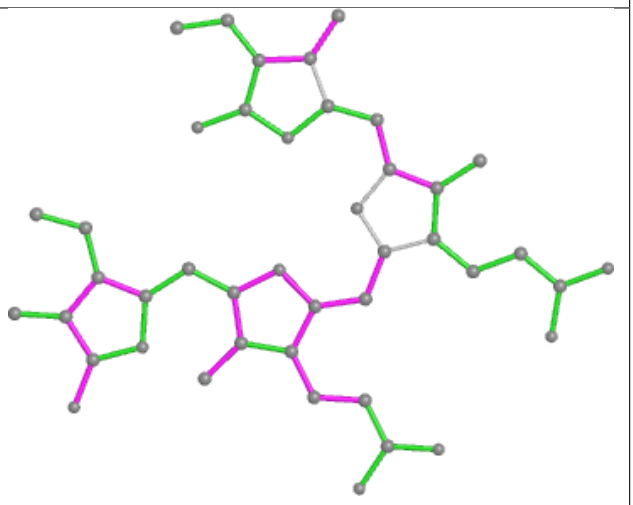

Bond angles

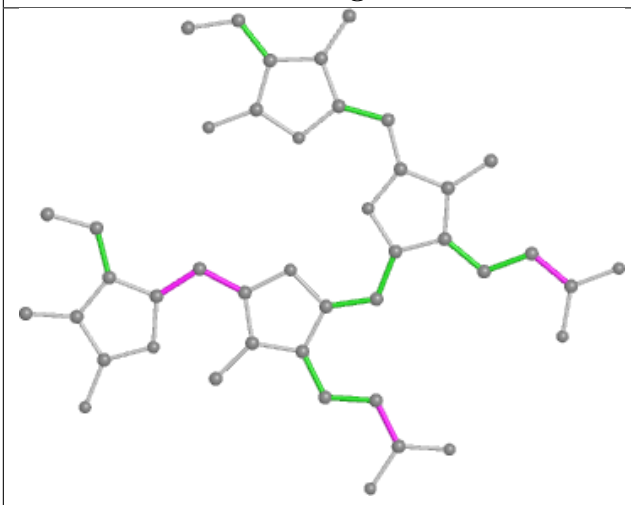

Torsions

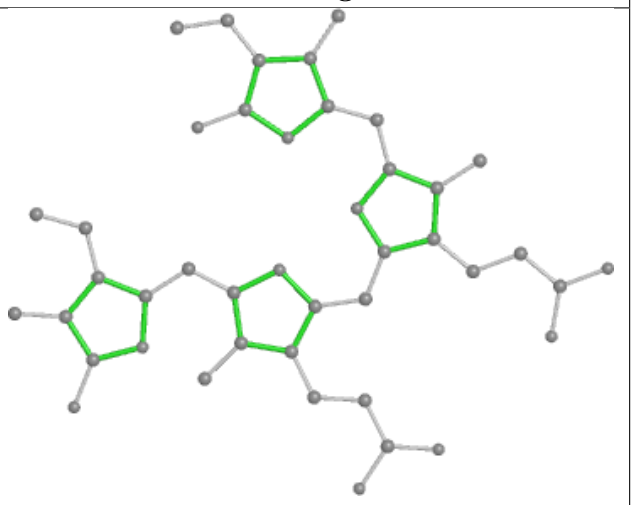

Rings

Ligand PUB fs 203

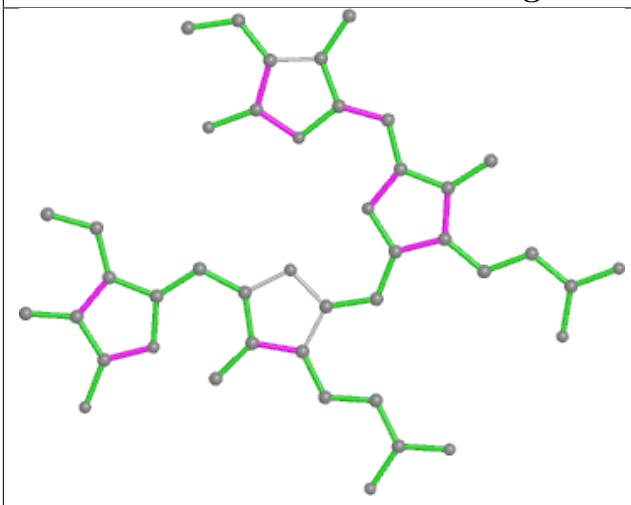

Bond lengths

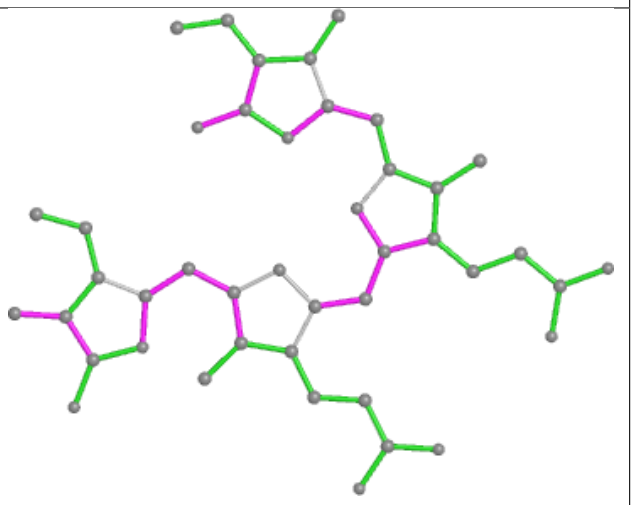

Bond angles

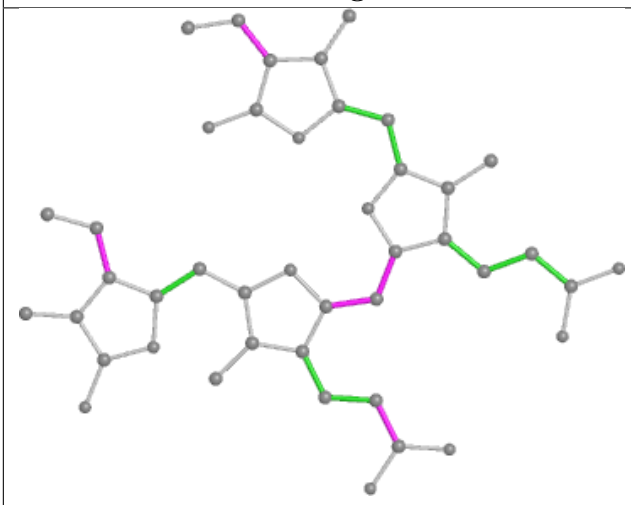

Torsions

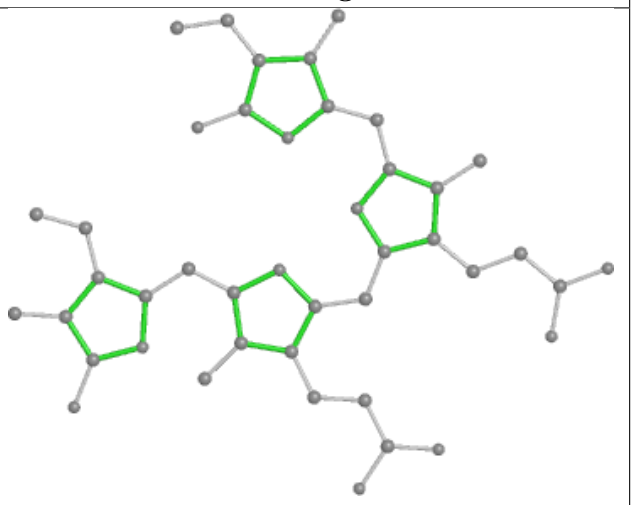

Rings

Ligand PEB B9 201

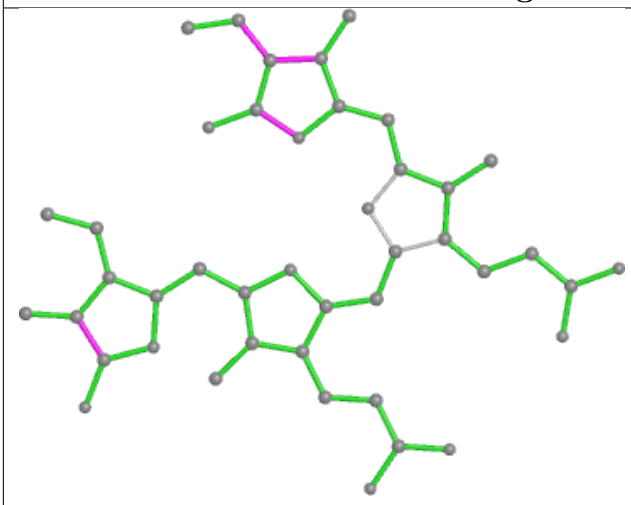

Bond lengths

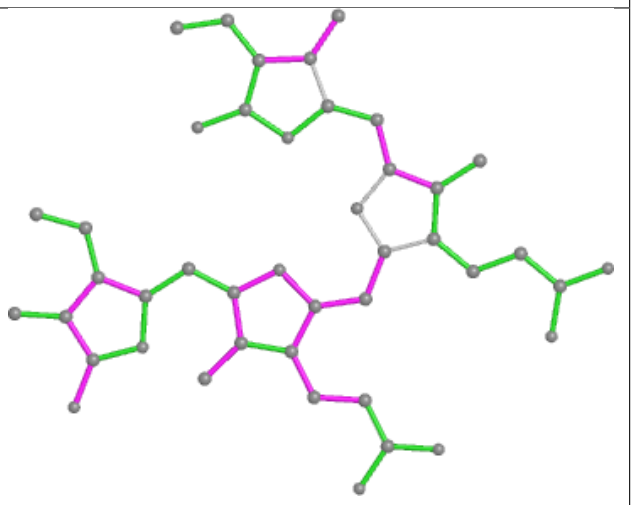

Bond angles

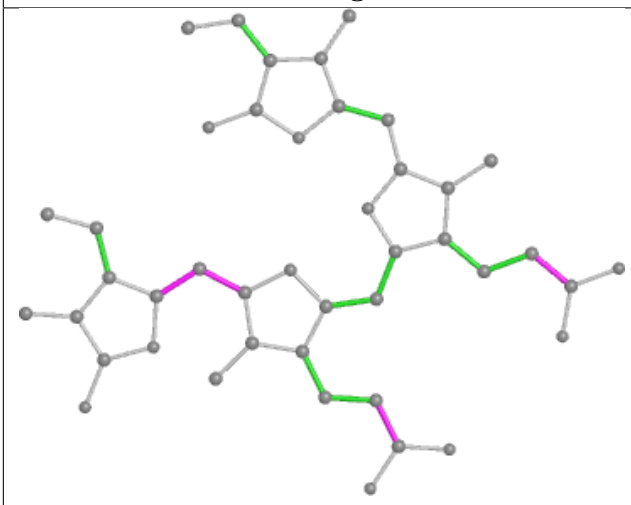

Torsions

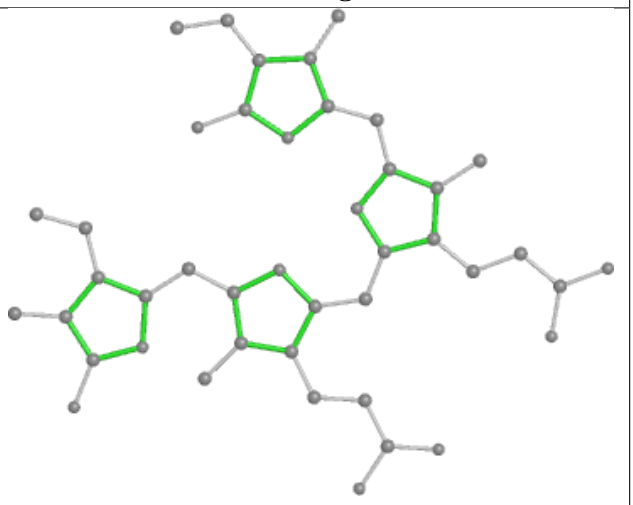

Rings

Ligand PEB E7 201

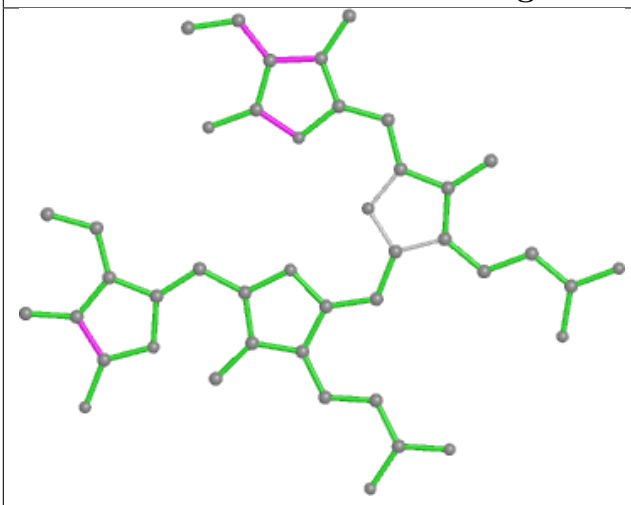

Bond lengths

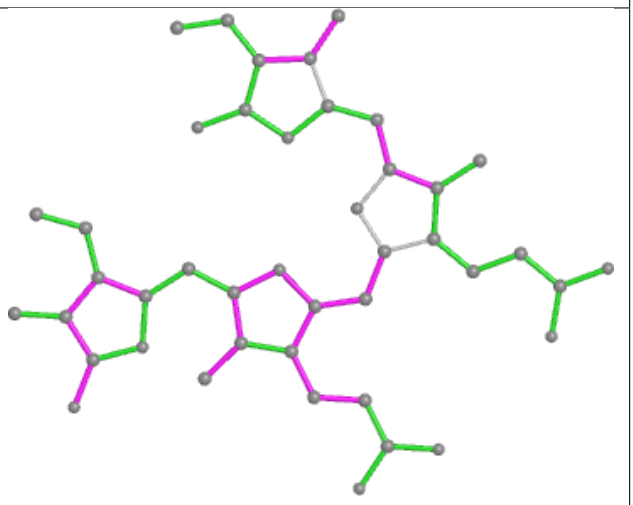

Bond angles

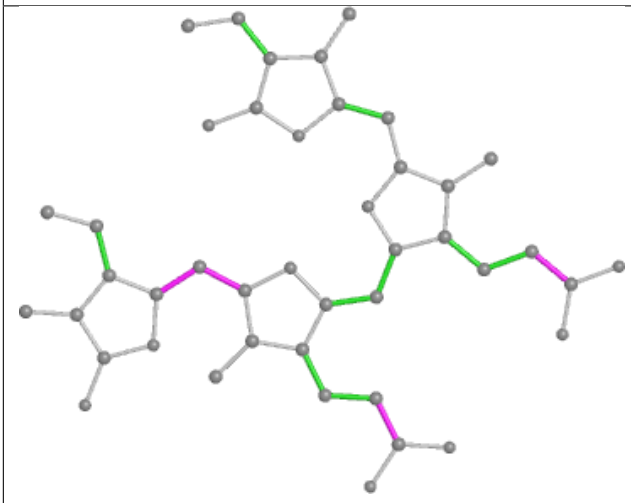

Torsions

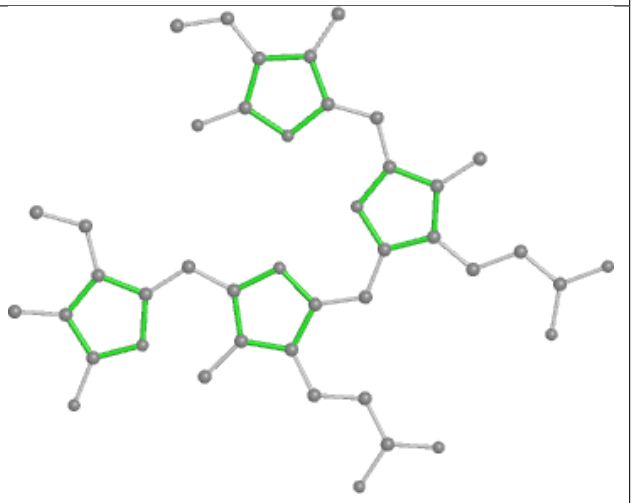

Rings

Ligand PUB t4 203

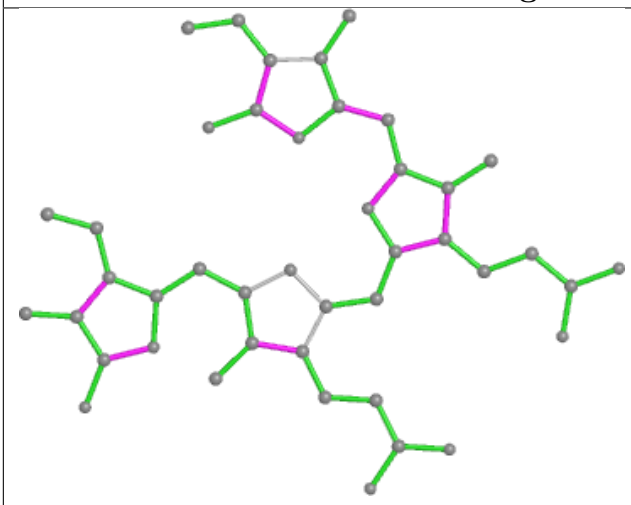

Bond lengths

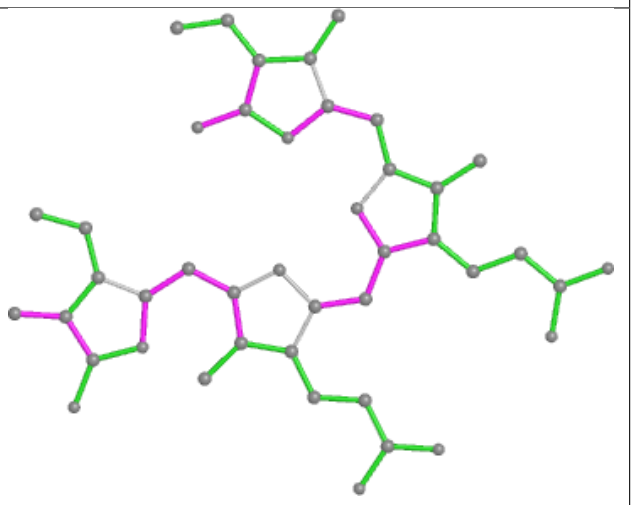

Bond angles

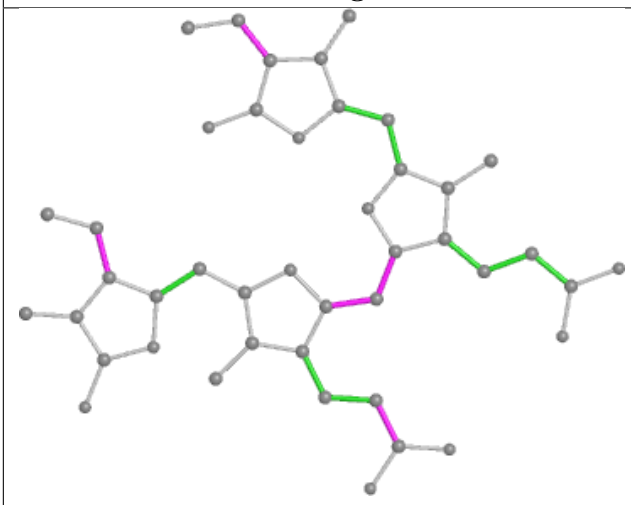

Torsions

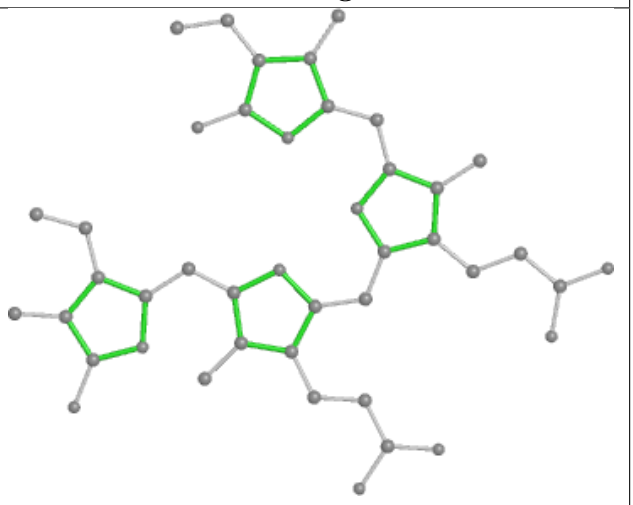

Rings

Ligand PEB q2 201

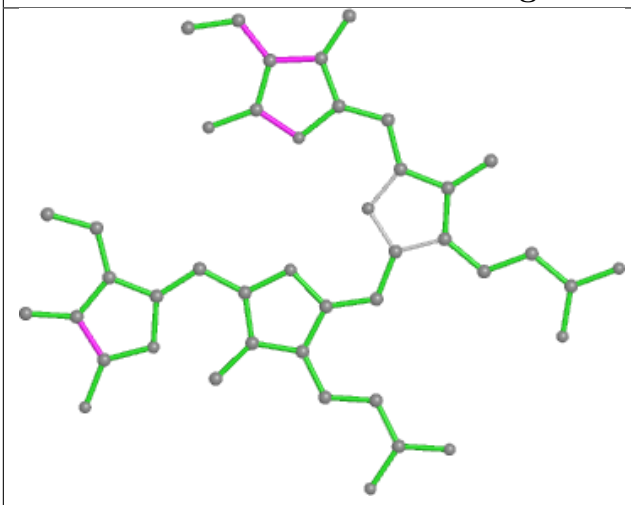

Bond lengths

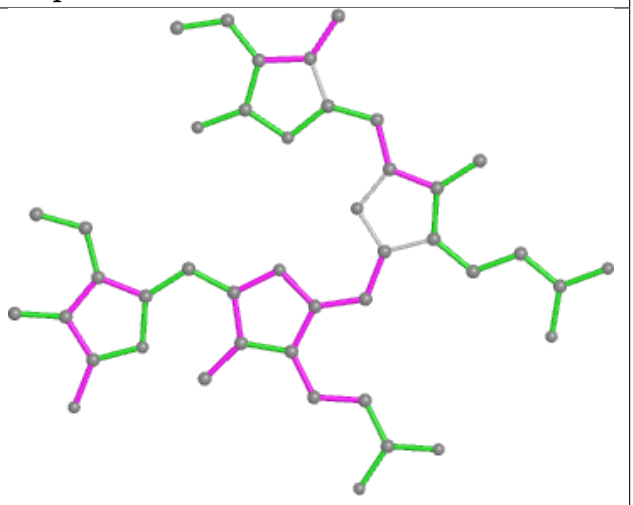

Bond angles

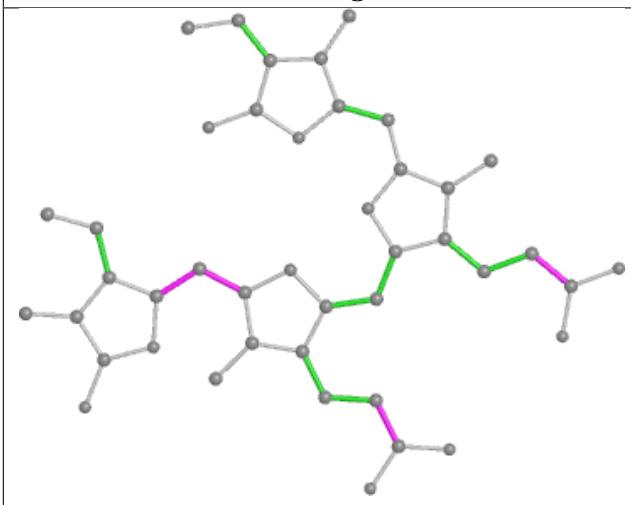

Torsions

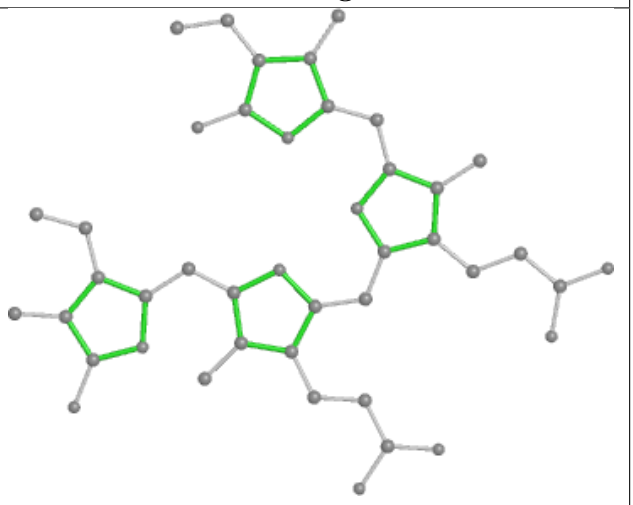

Rings

Ligand PEB q6 201

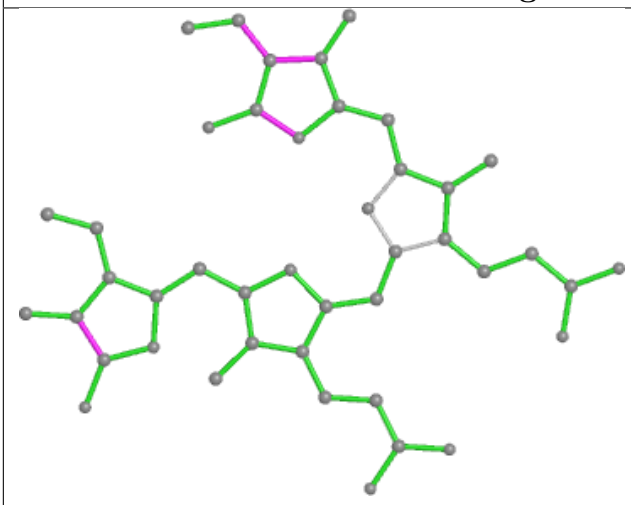

Bond lengths

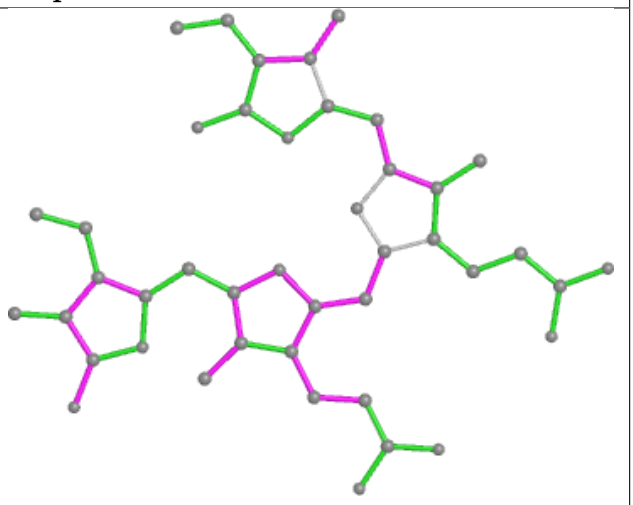

Bond angles

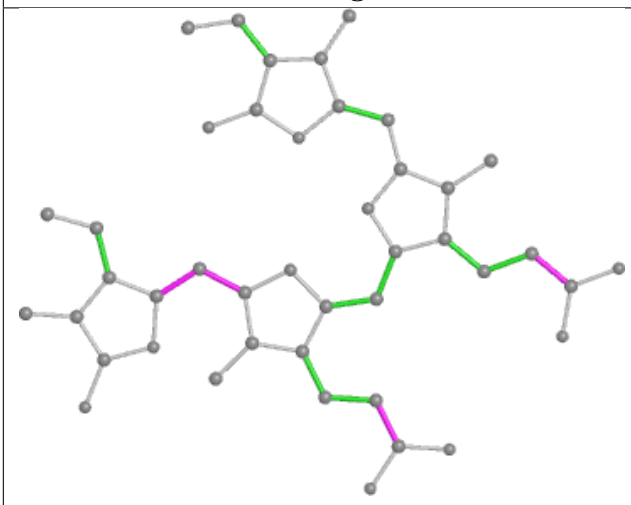

Torsions

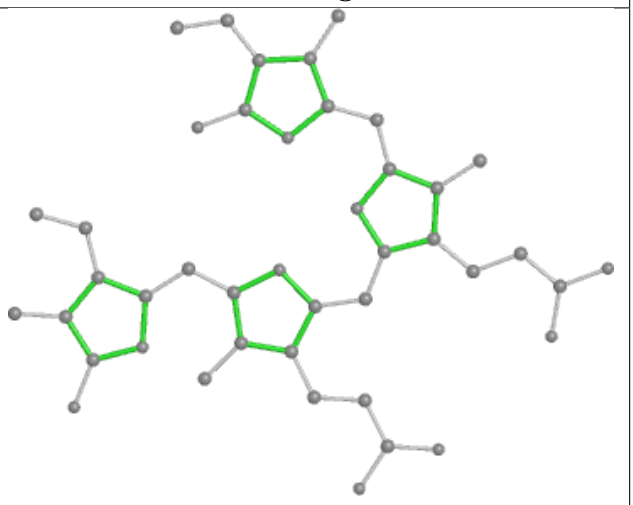

Rings

Ligand PEB eB 201

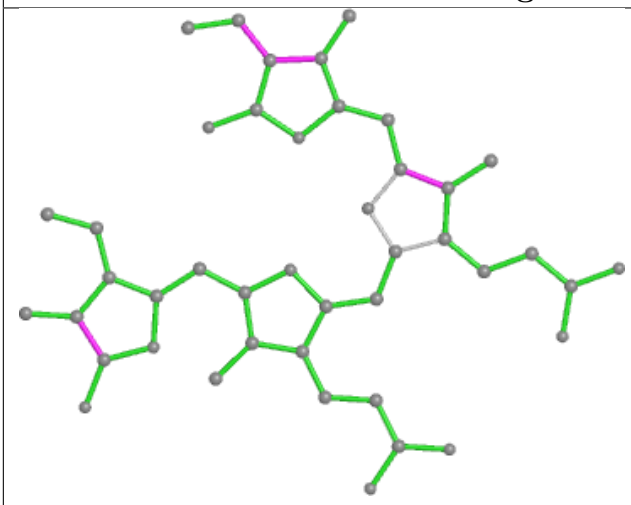

Bond lengths

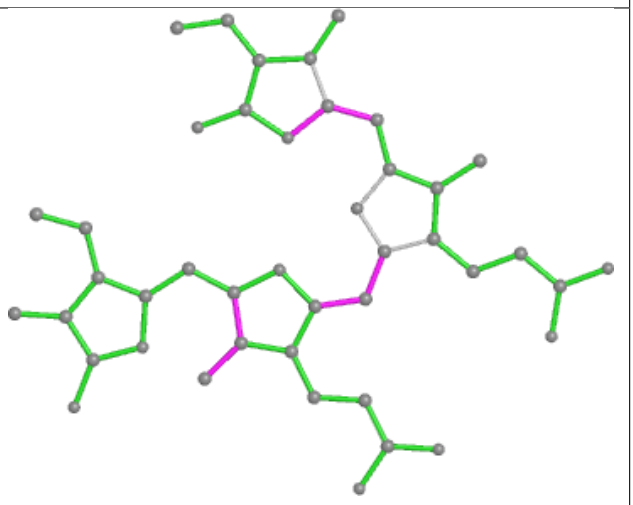

Bond angles

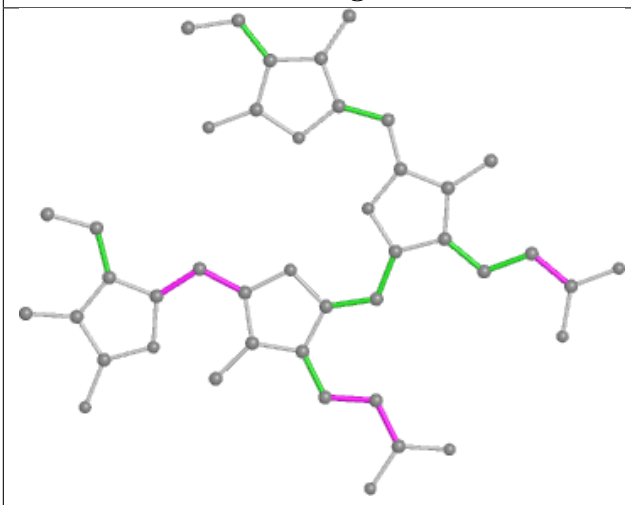

Torsions

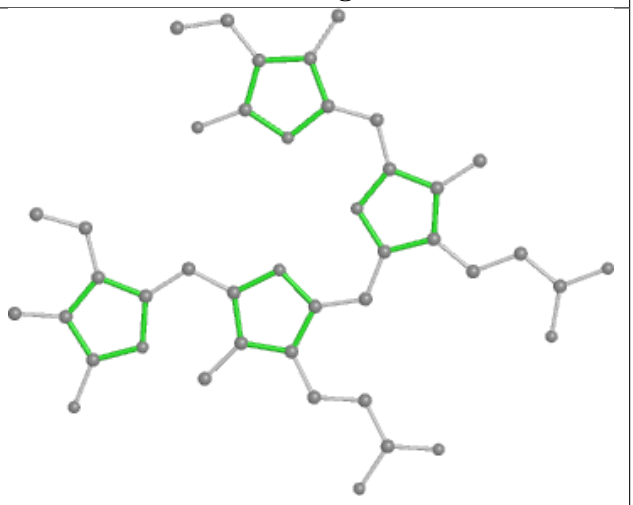

Rings

Ligand PEB l6 202

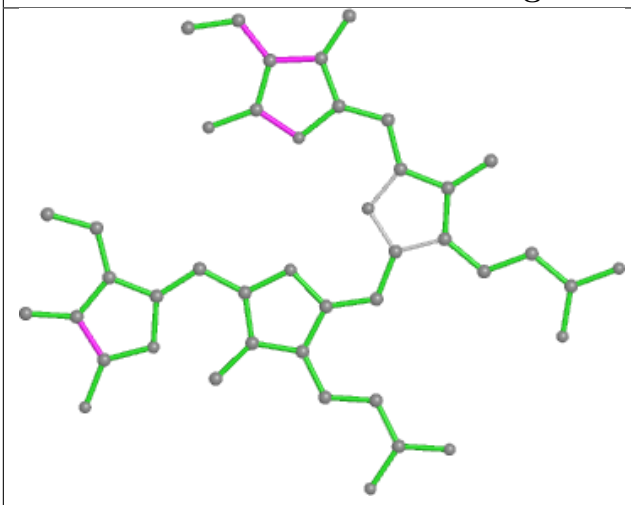

Bond lengths

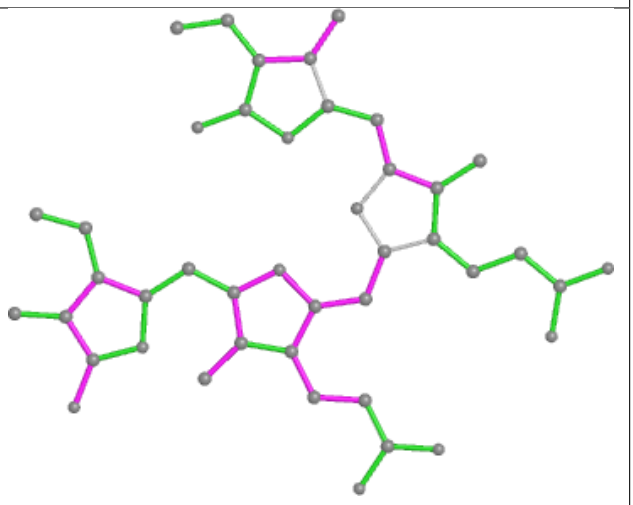

Bond angles

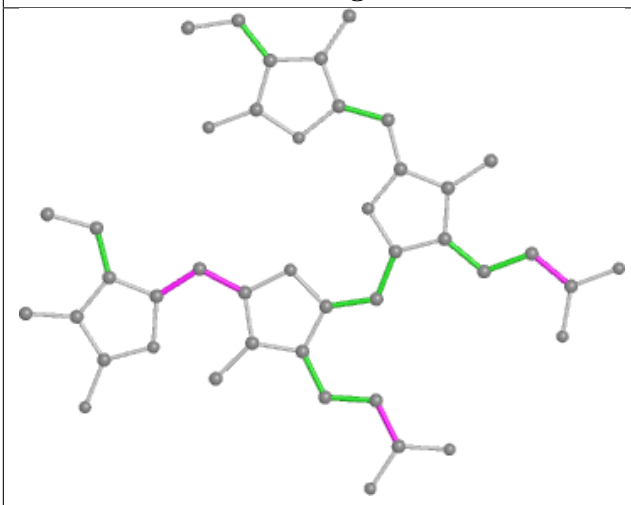

Torsions

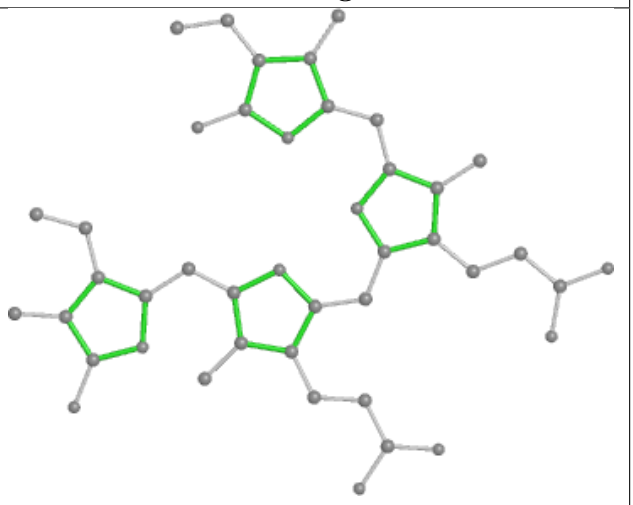

Rings

Ligand PEB kX 1001

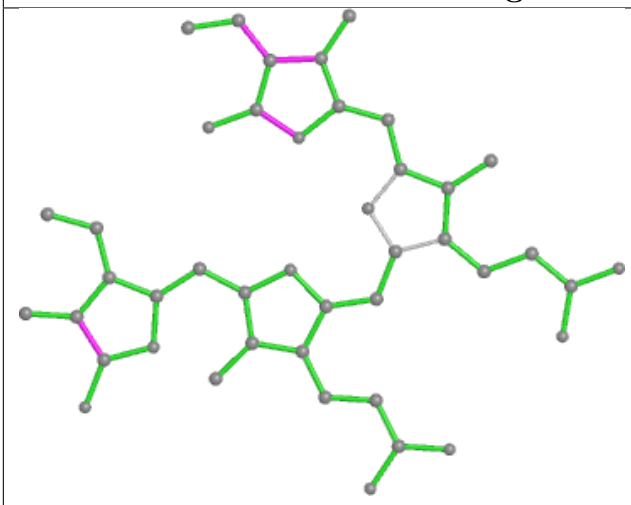

Bond lengths

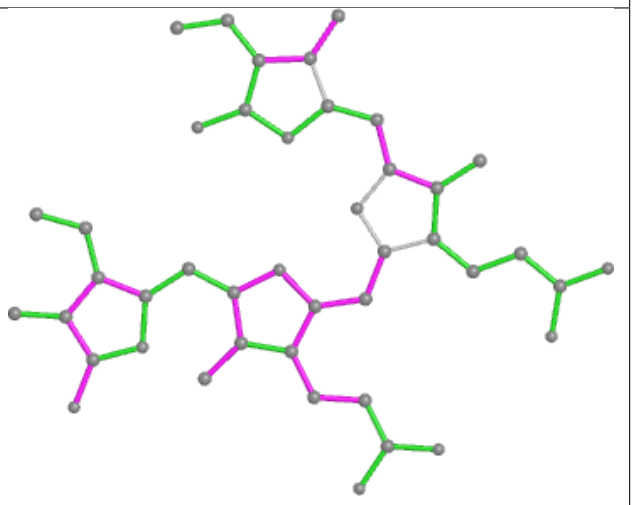

Bond angles

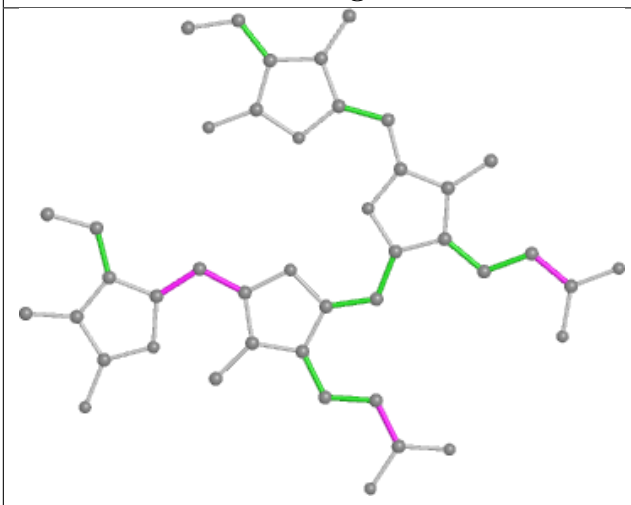

Torsions

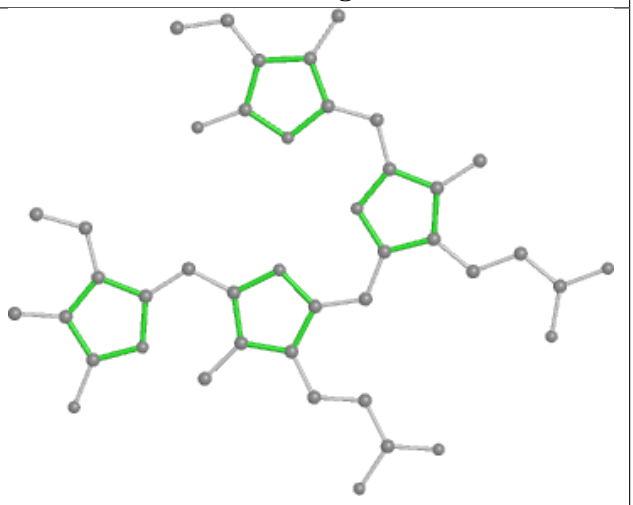

Rings

Ligand PEB iF 1001

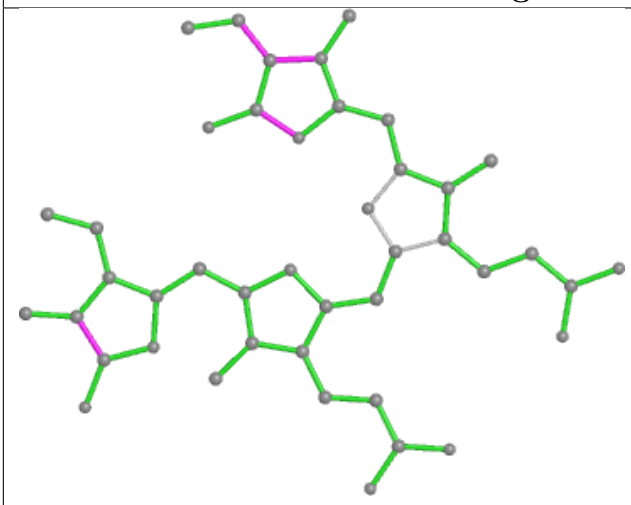

Bond lengths

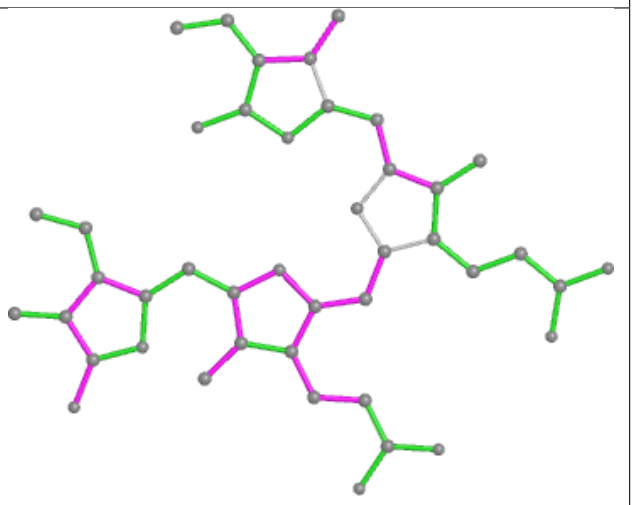

Bond angles

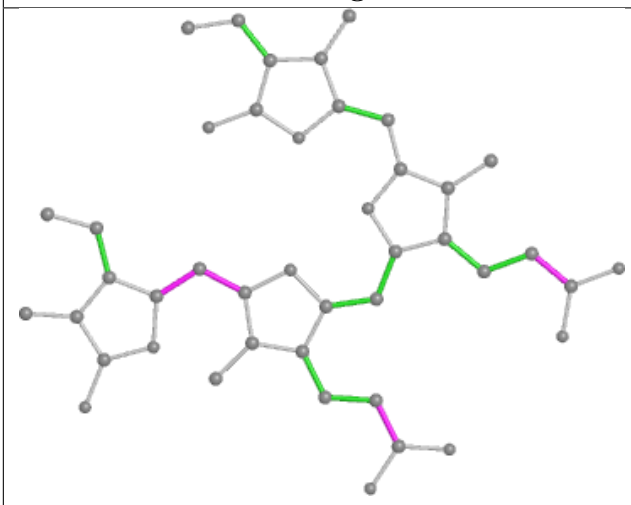

Torsions

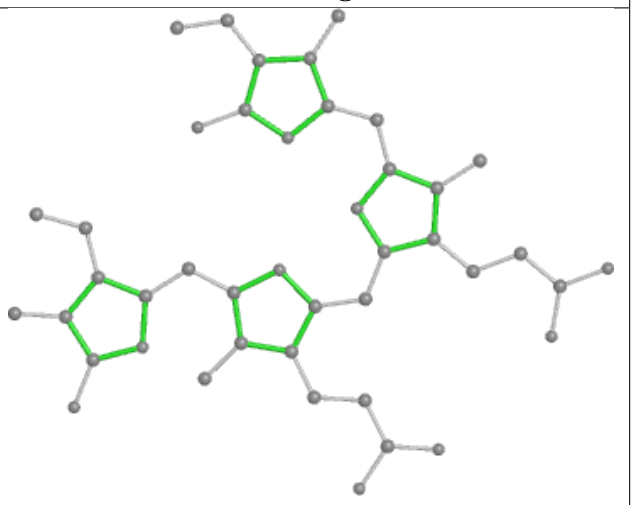

Rings

Ligand CYC M1 1001

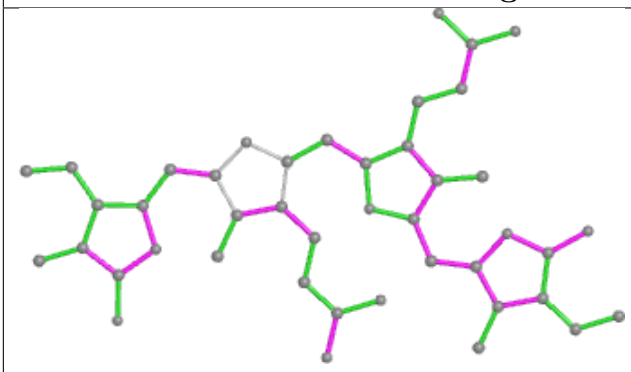

Bond lengths

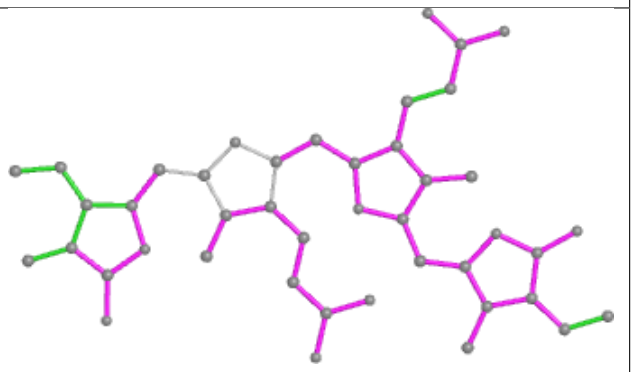

Bond angles

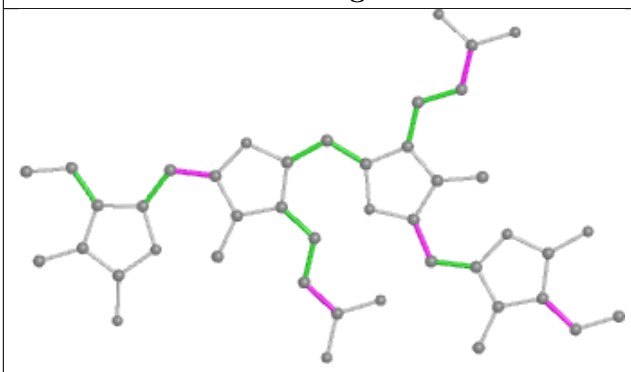

Torsions

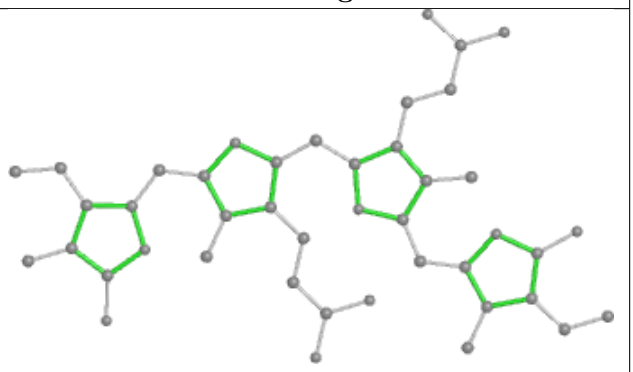

Rings

Ligand PEB Y8 201

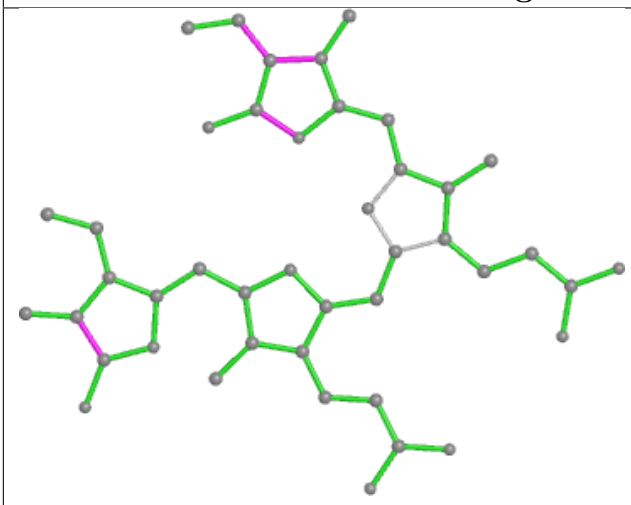

Bond lengths

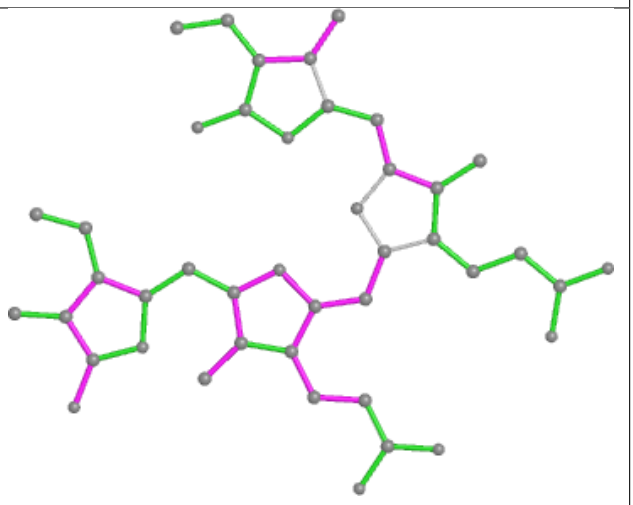

Bond angles

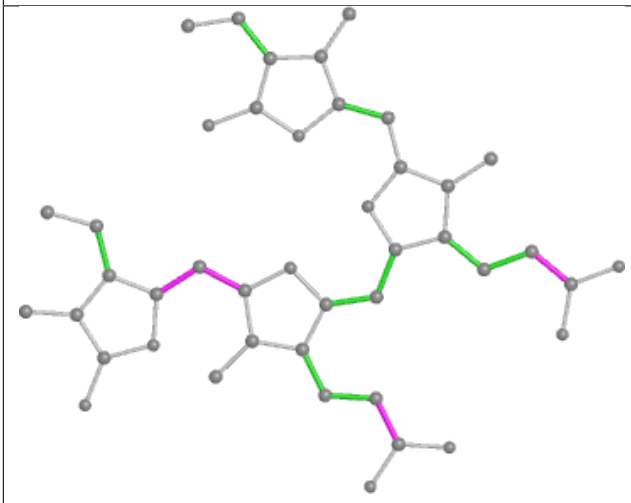

Torsions

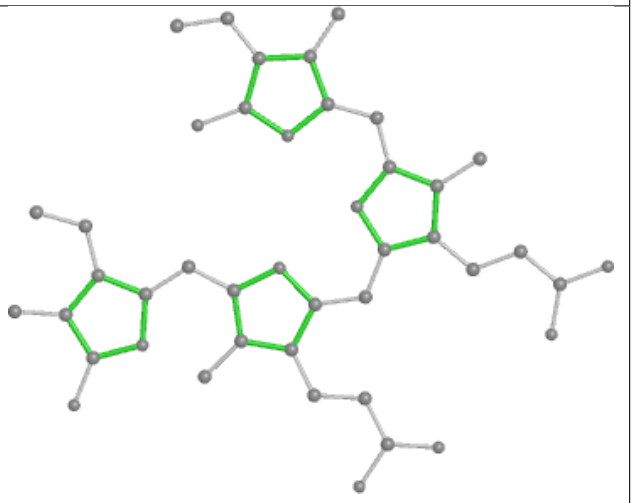

Rings

Ligand PUB t3 203

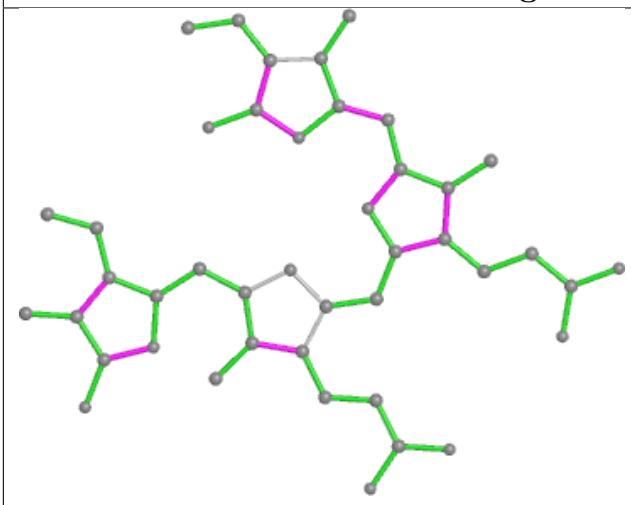

Bond lengths

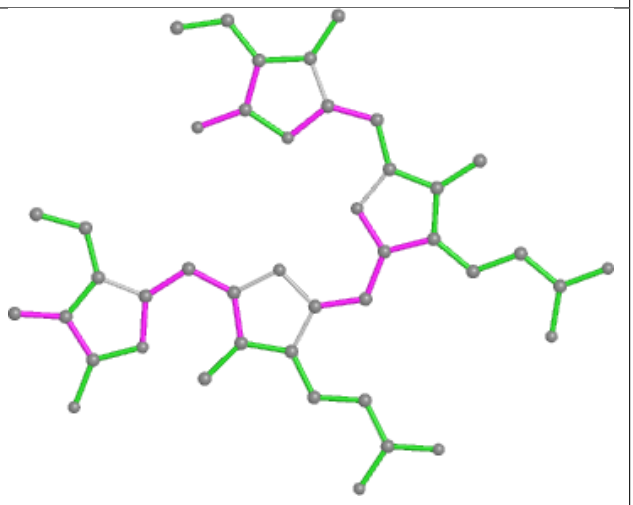

Bond angles

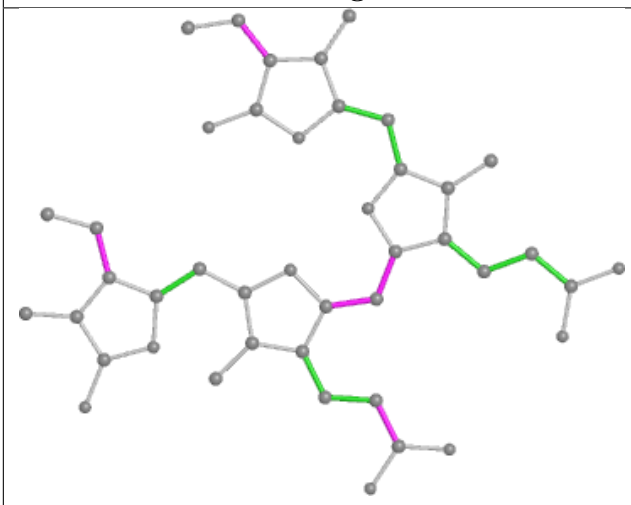

Torsions

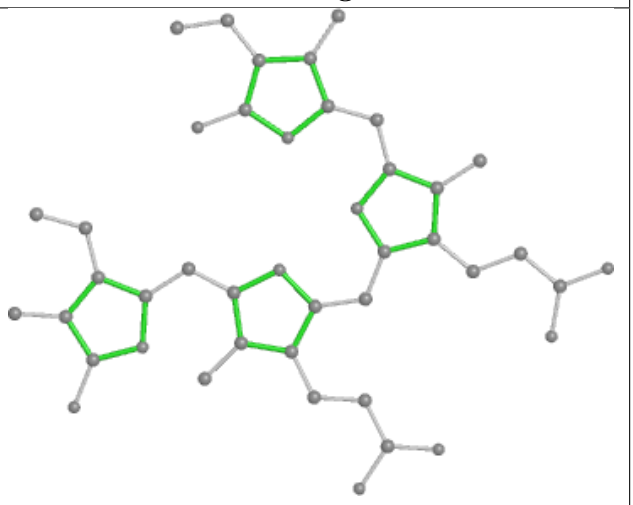

Rings

Ligand CYC m1 201

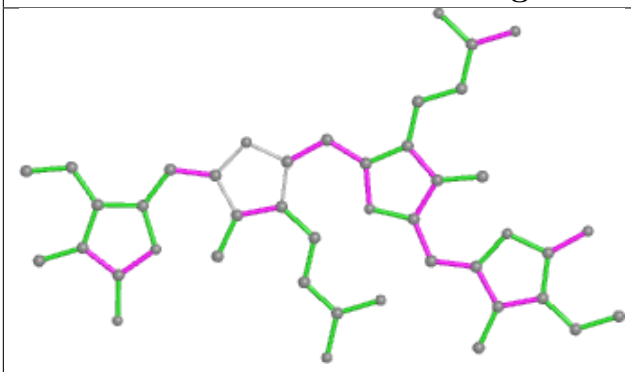

Bond lengths

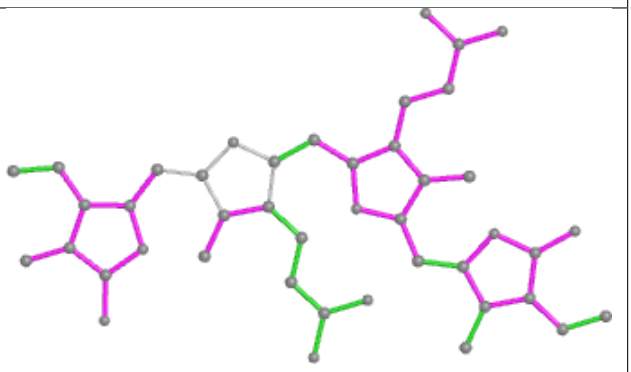

Bond angles

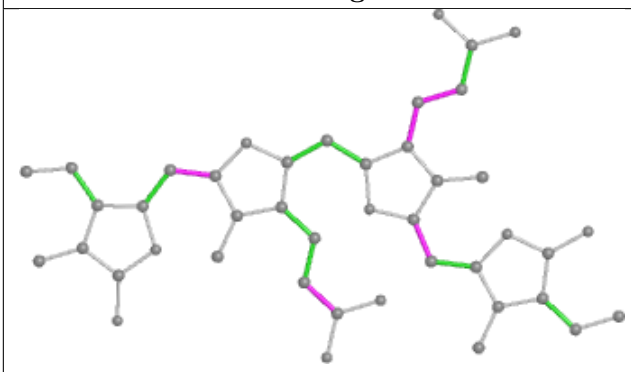

Torsions

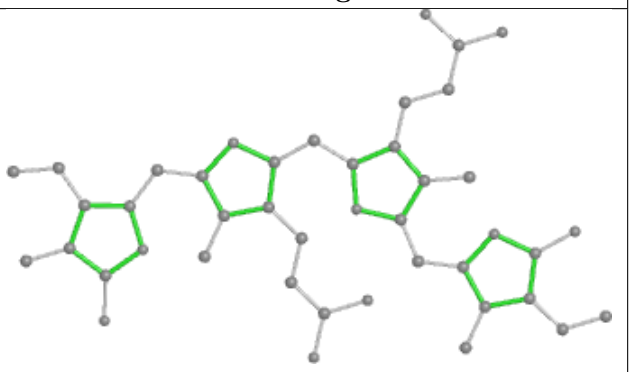

Rings

Ligand PEB g3 201

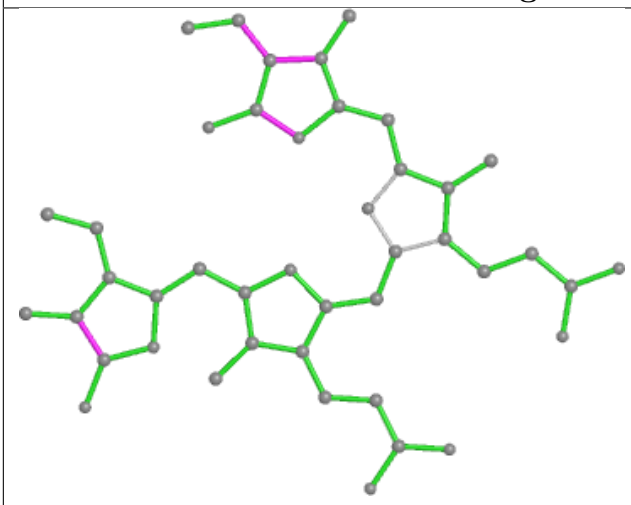

Bond lengths

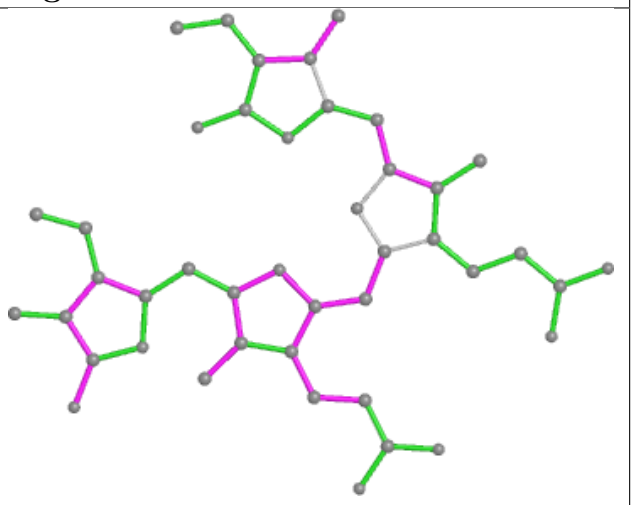

Bond angles

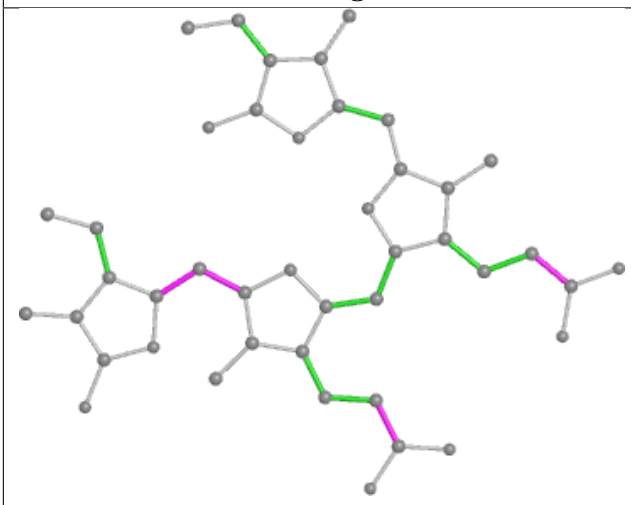

Torsions

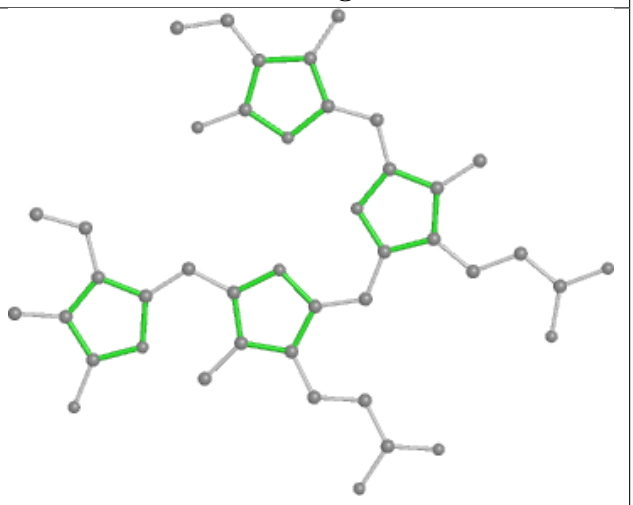

Rings

Ligand PEB r2 202

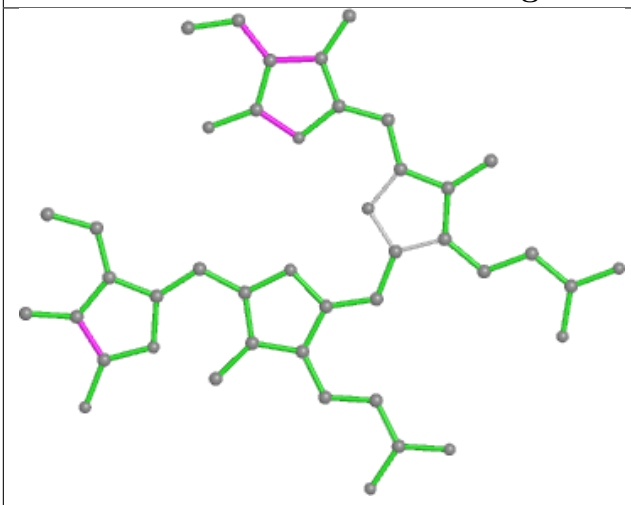

Bond lengths

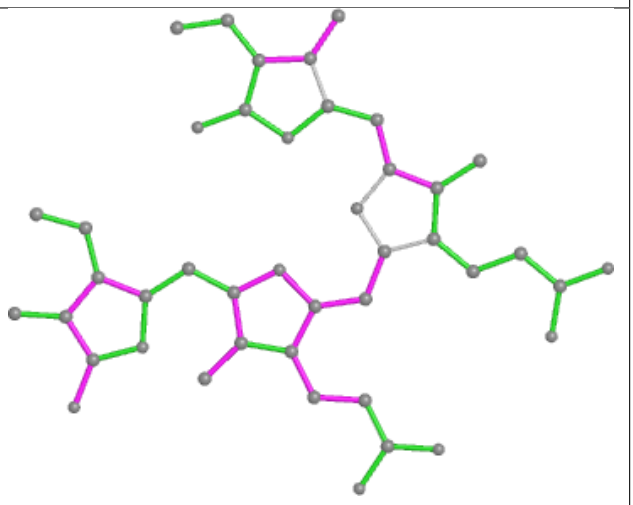

Bond angles

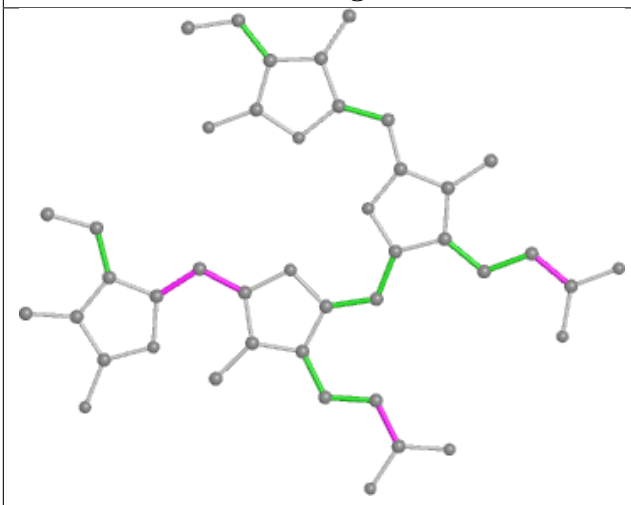

Torsions

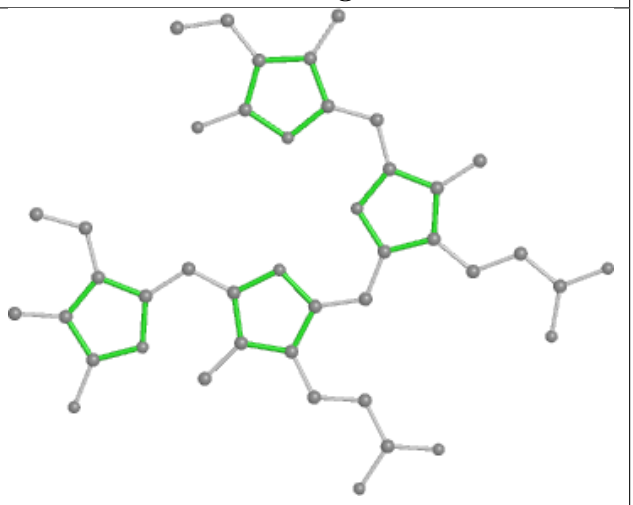

Rings

Ligand PEB cA 201

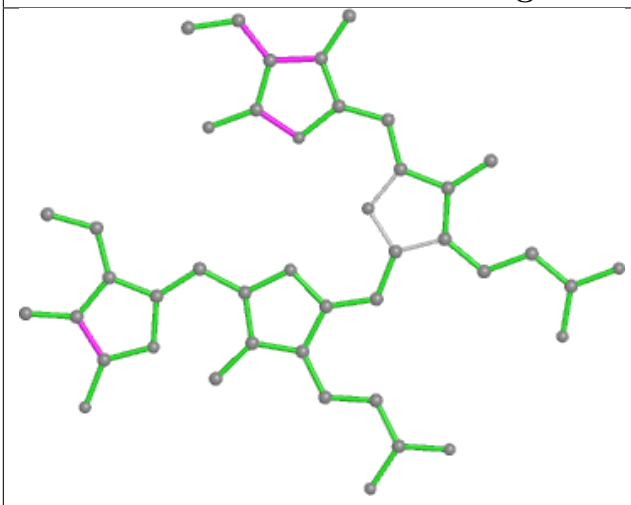

Bond lengths

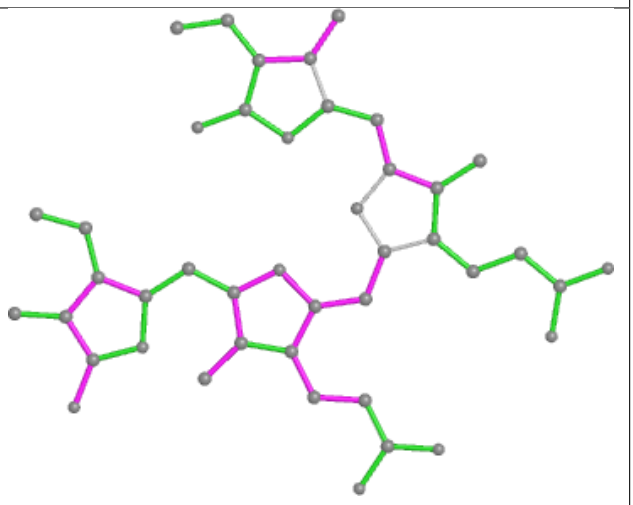

Bond angles

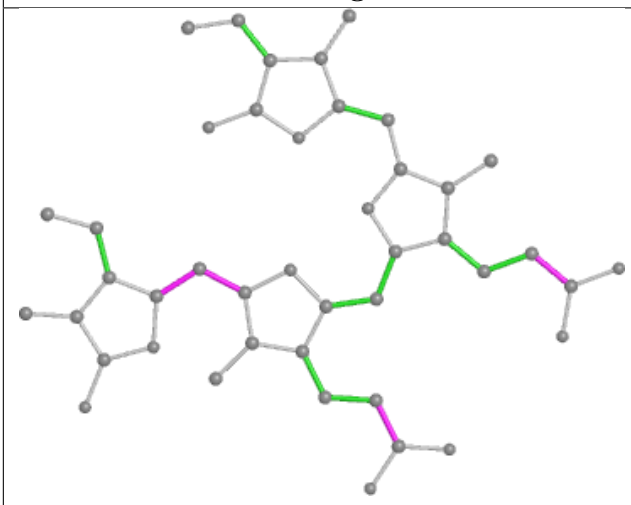

Torsions

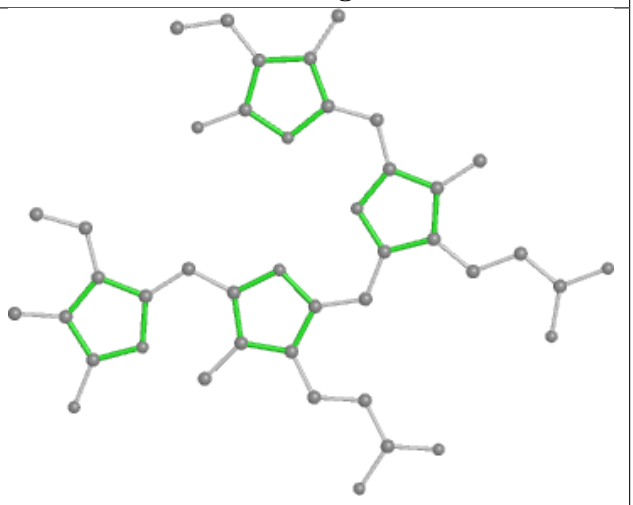

Rings

Ligand PEB r8 202

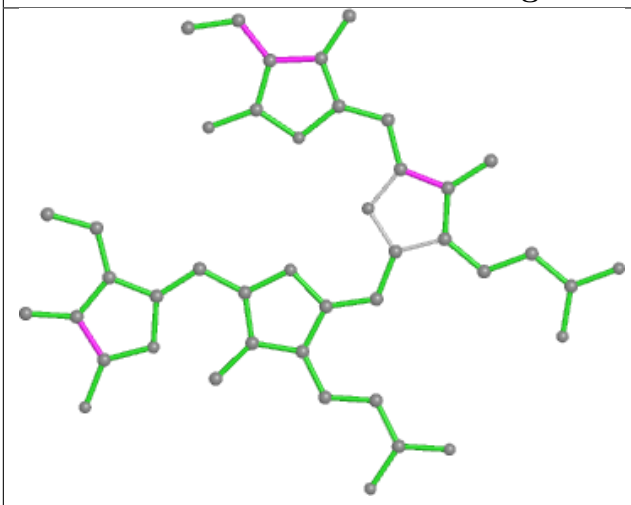

Bond lengths

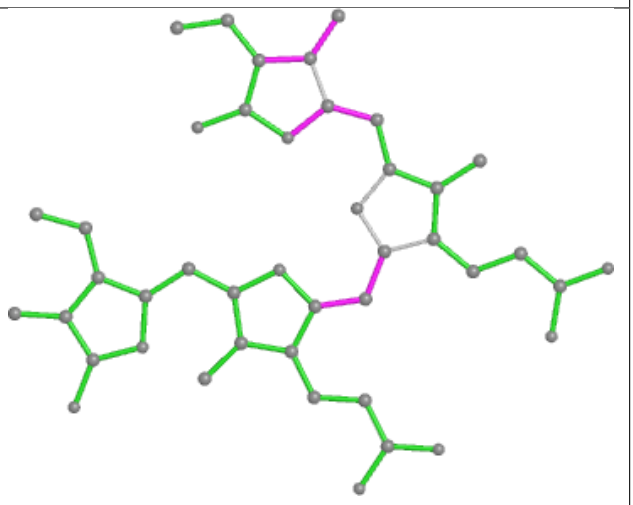

Bond angles

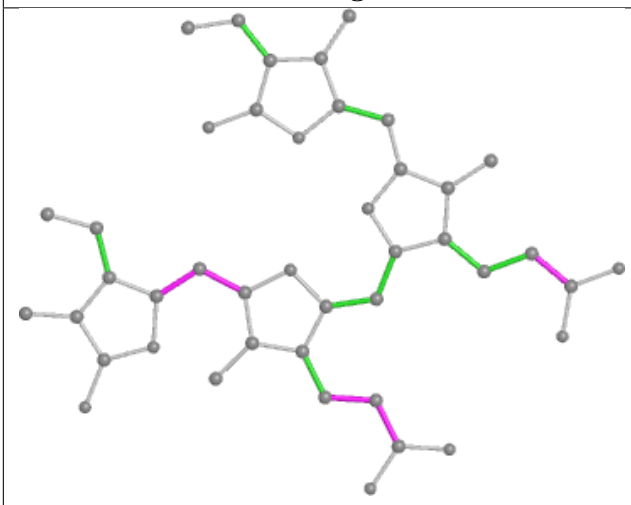

Torsions

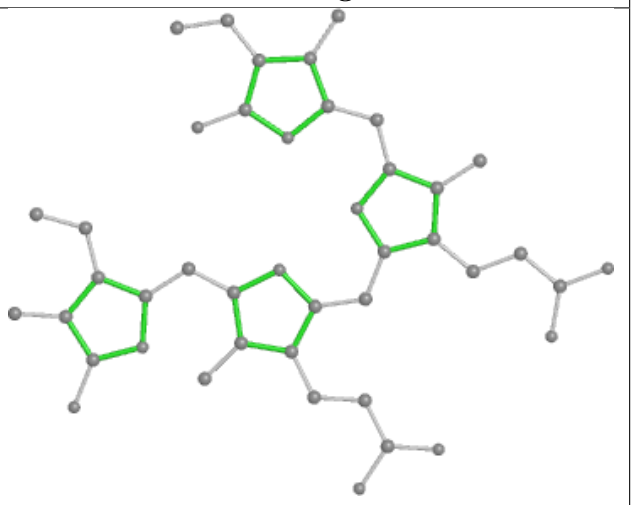

Rings

Ligand PEB I3 202

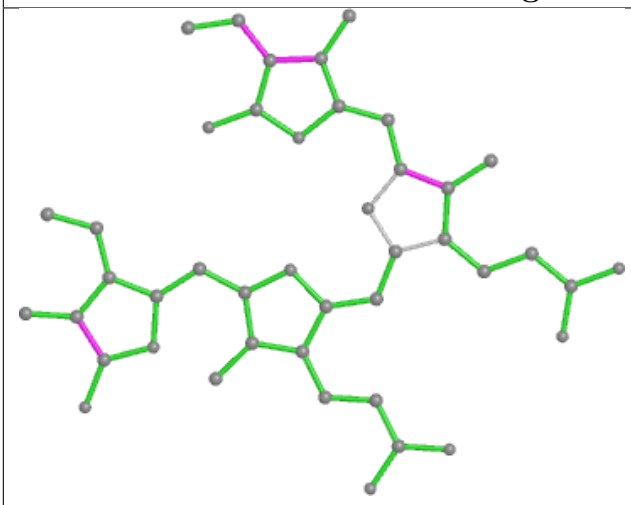

Bond lengths

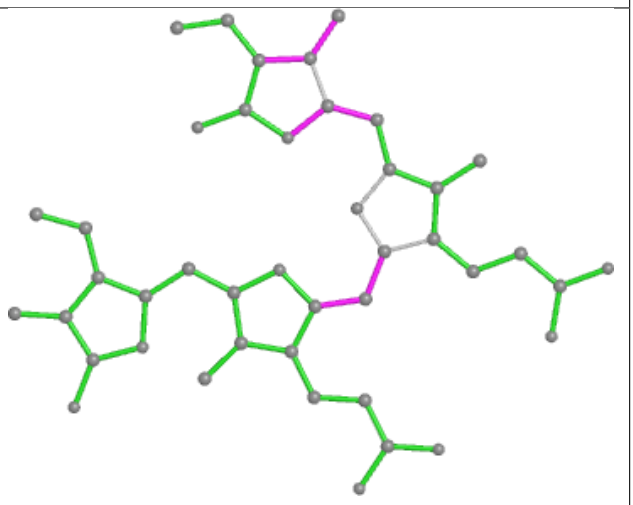

Bond angles

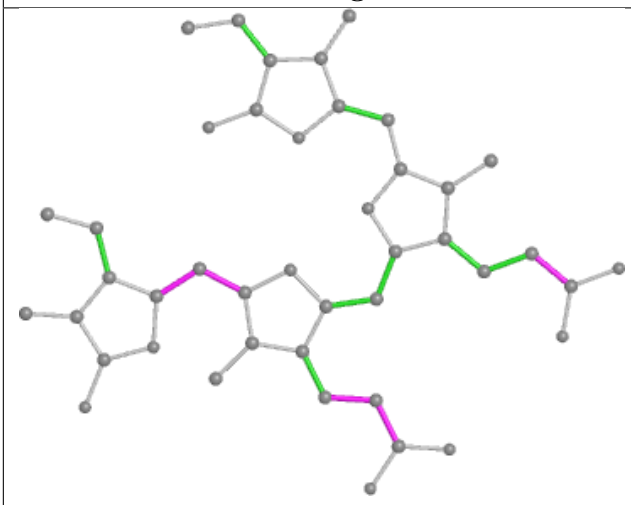

Torsions

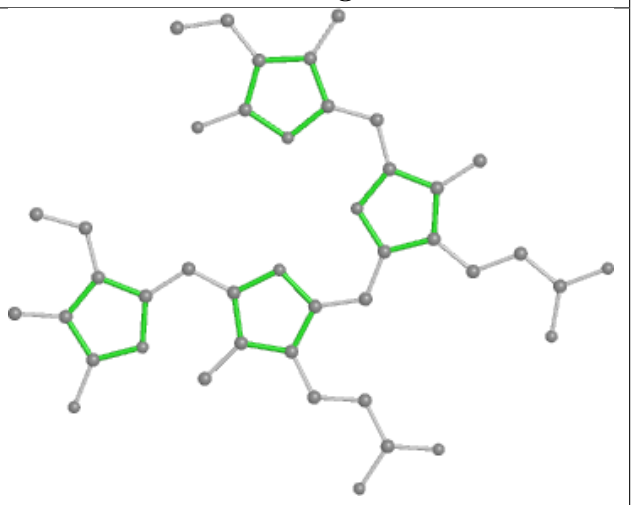

Rings

Ligand PEB j2 202

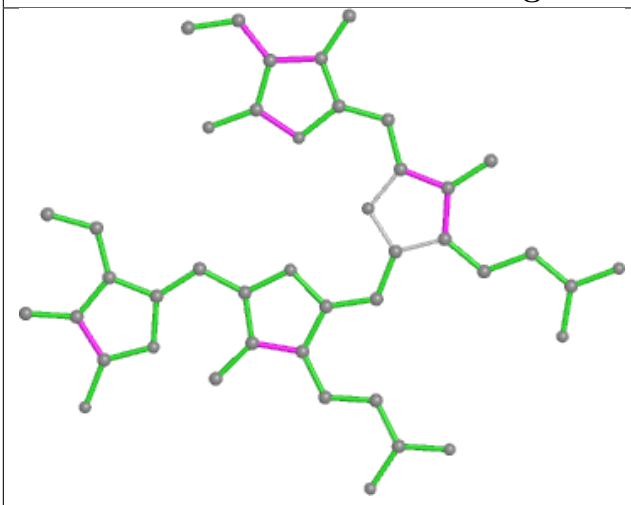

Bond lengths

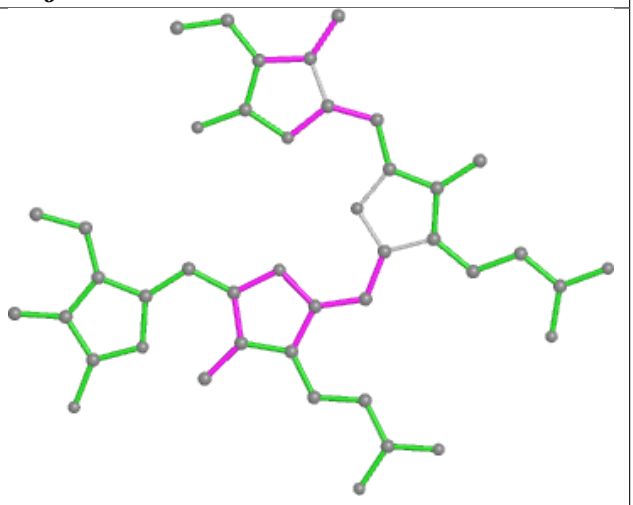

Bond angles

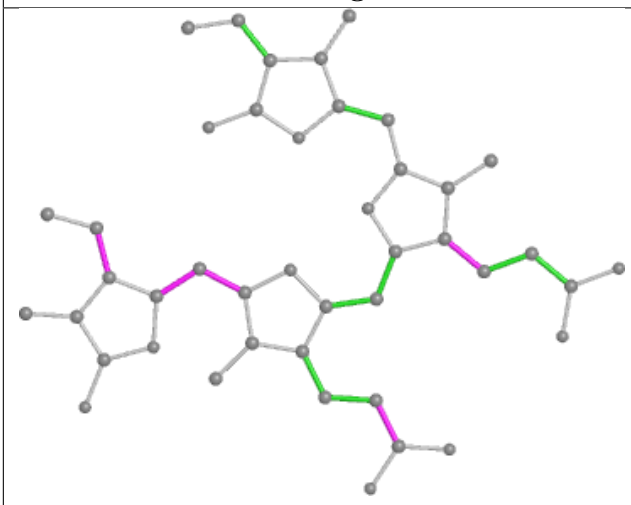

Torsions

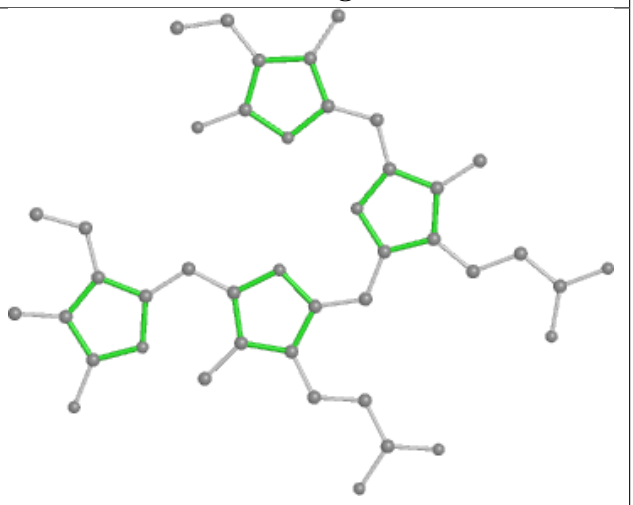

Rings

Ligand PUB T2 203

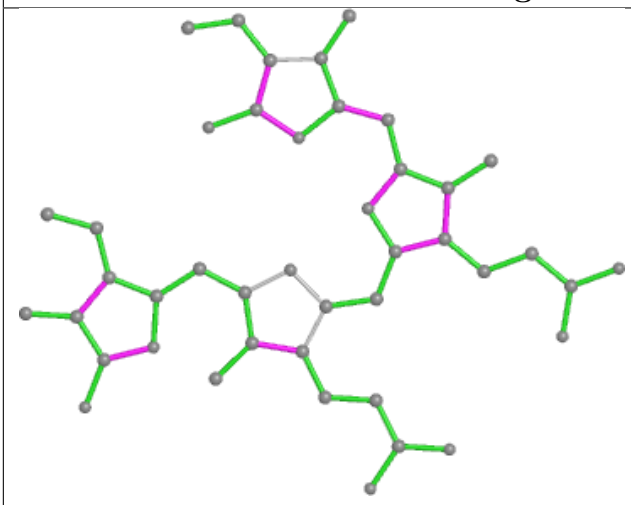

Bond lengths

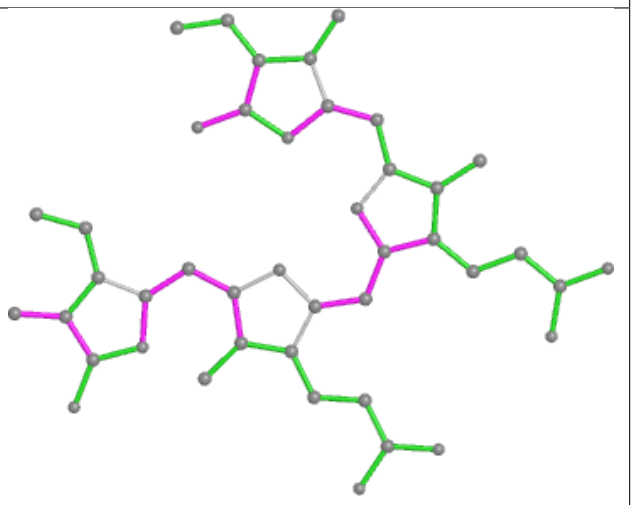

Bond angles

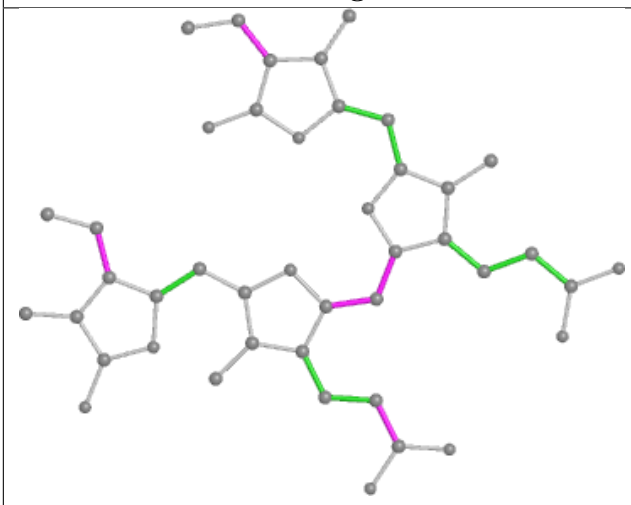

Torsions

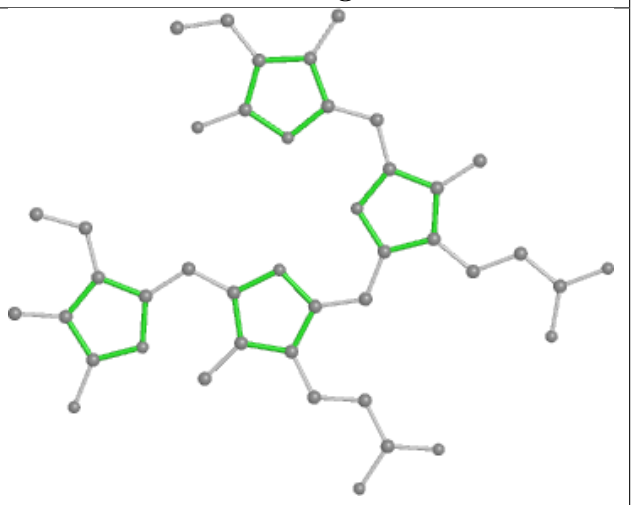

Rings

Ligand PEB R6 202

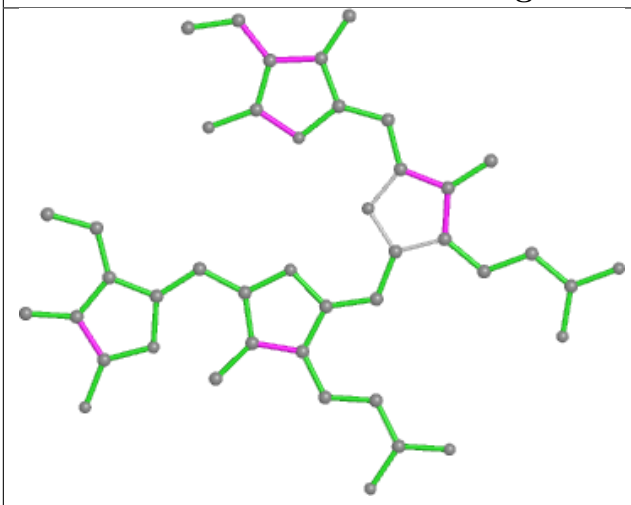

Bond lengths

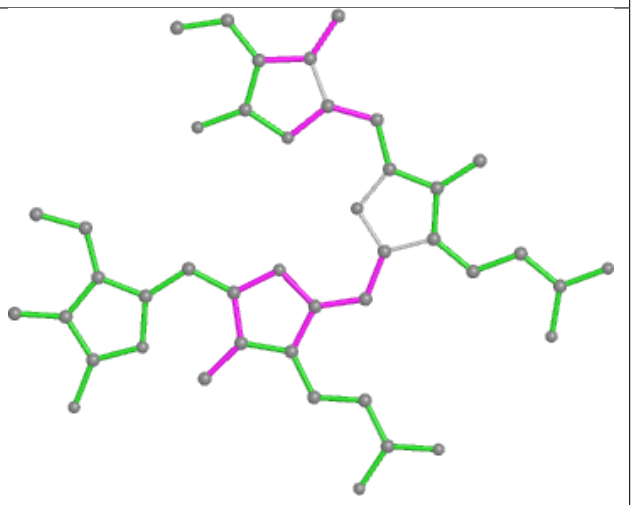

Bond angles

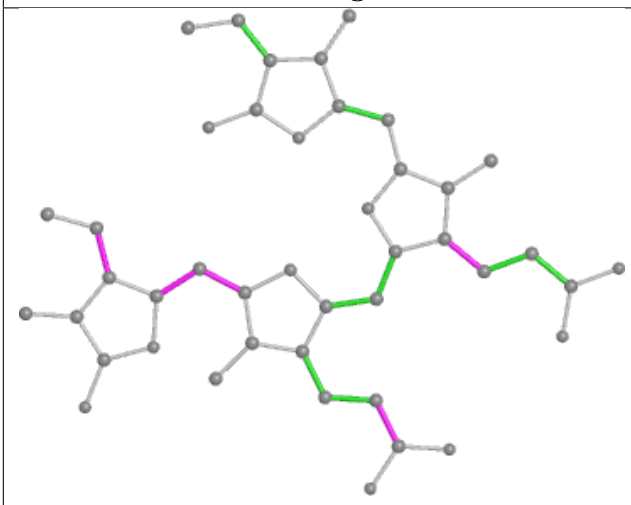

Torsions

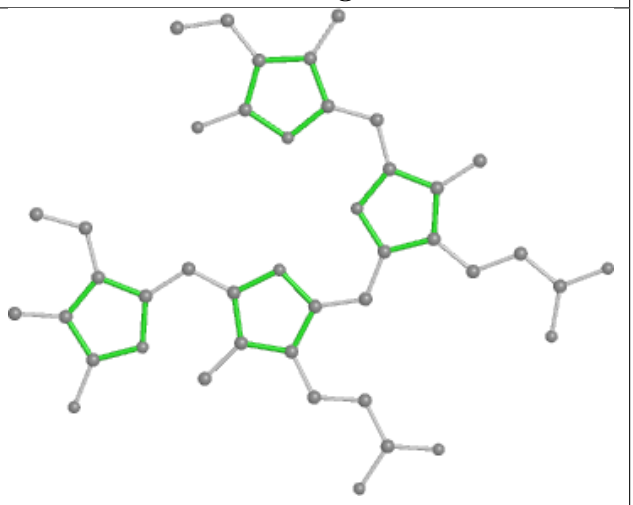

Rings

Ligand PEB q4 202

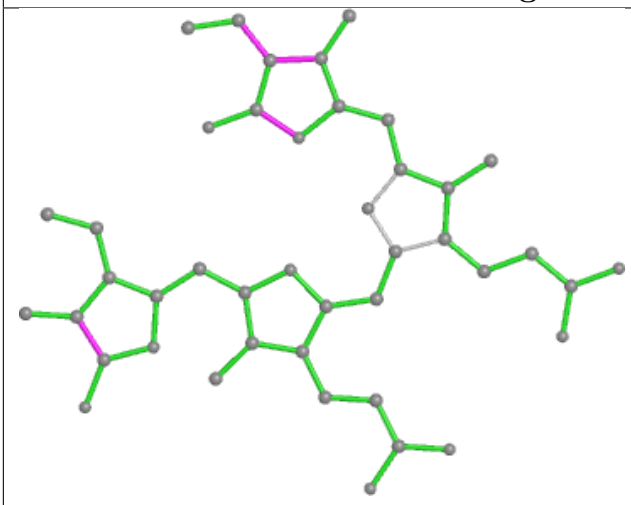

Bond lengths

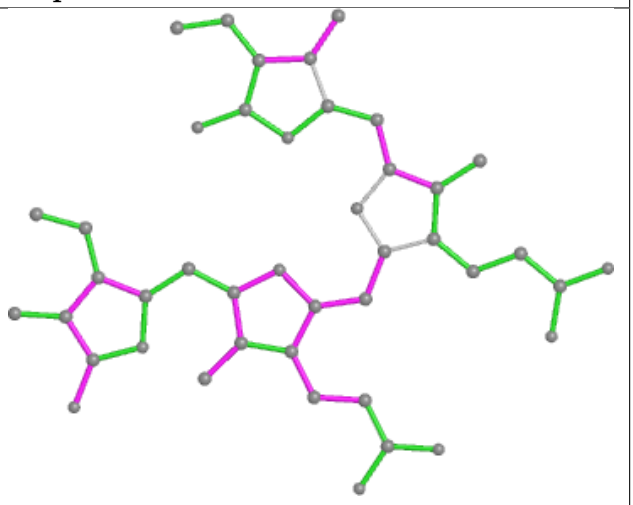

Bond angles

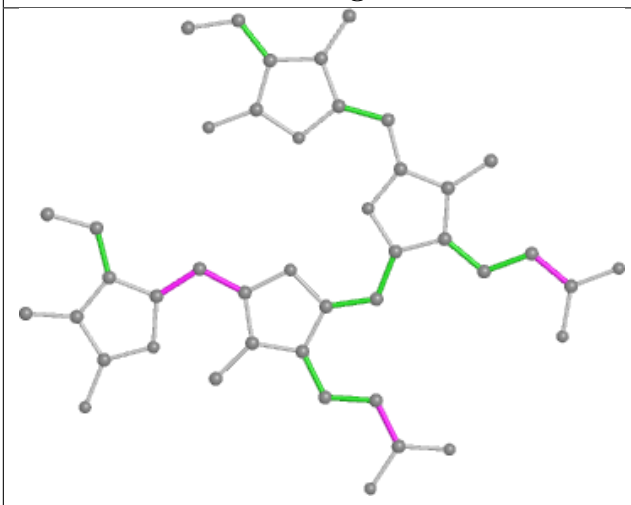

Torsions

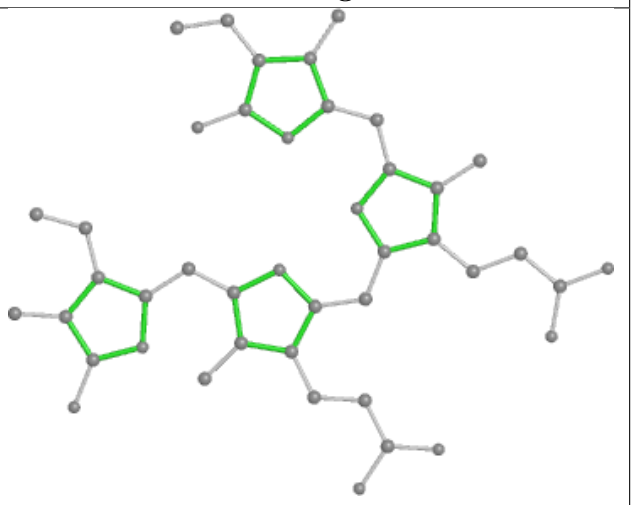

Rings

Ligand PUB a7 203

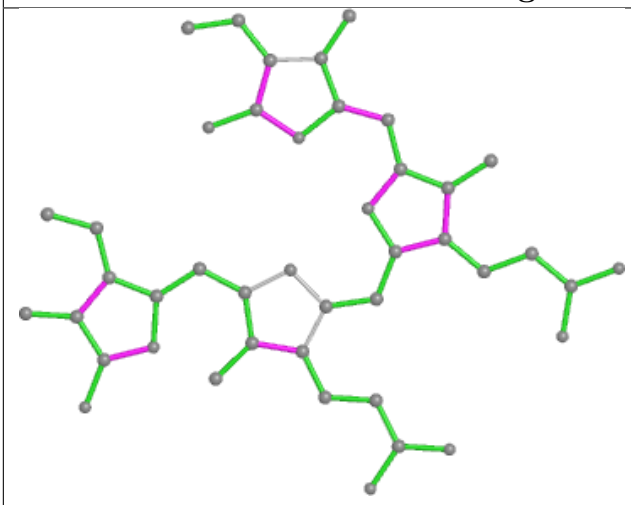

Bond lengths

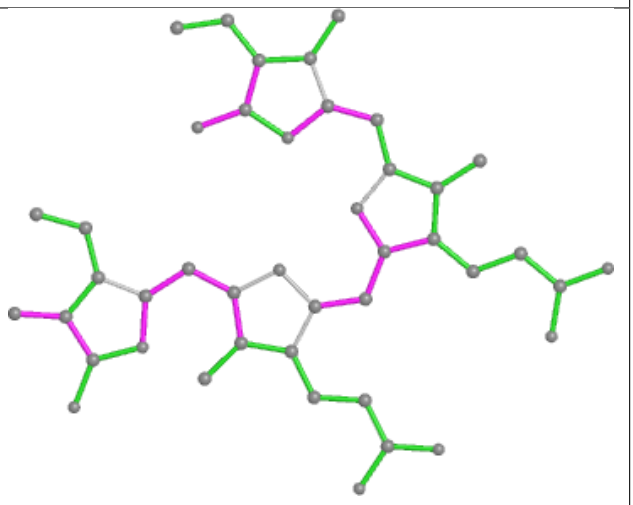

Bond angles

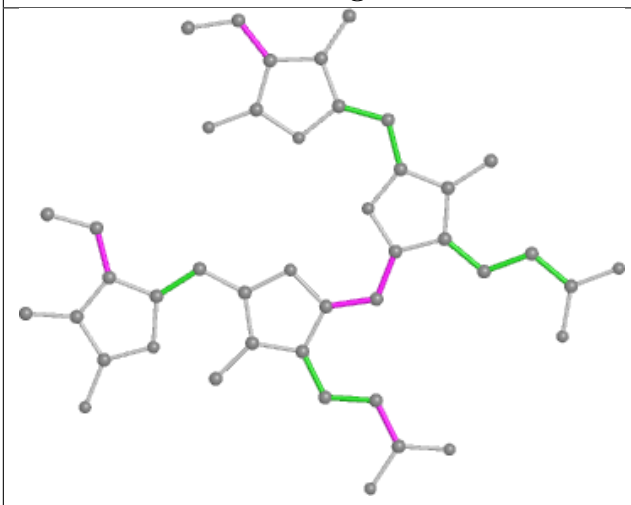

Torsions

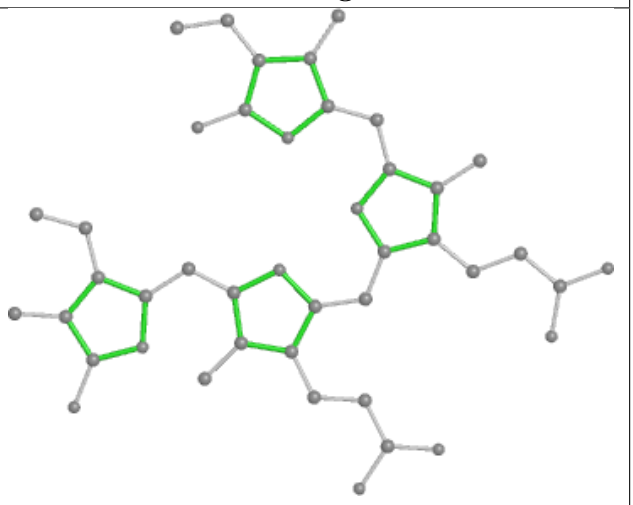

Rings

Ligand PEB M6 1002

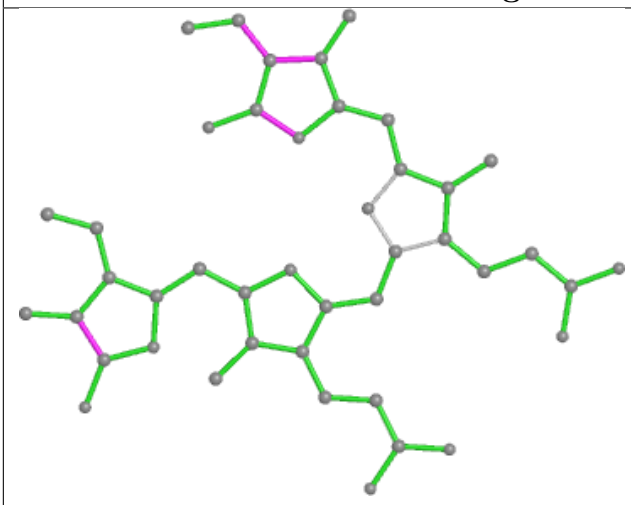

Bond lengths

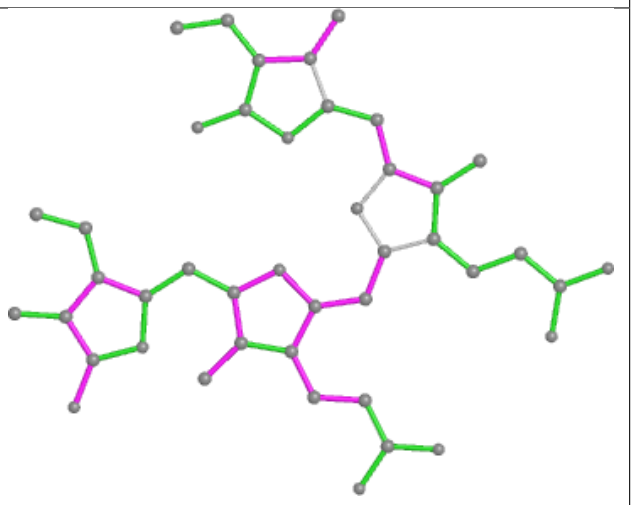

Bond angles

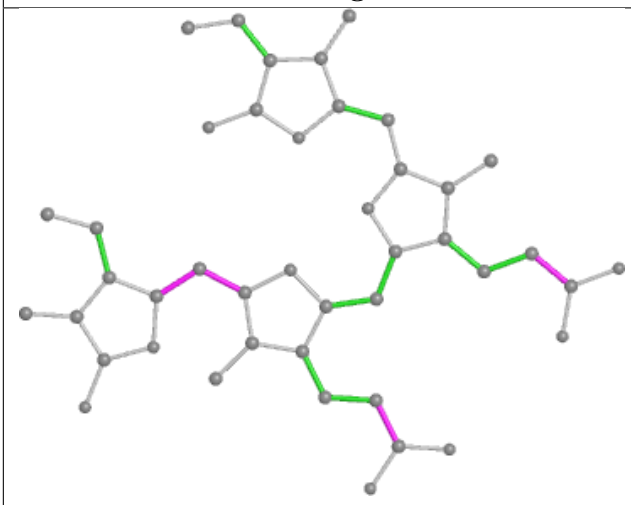

Torsions

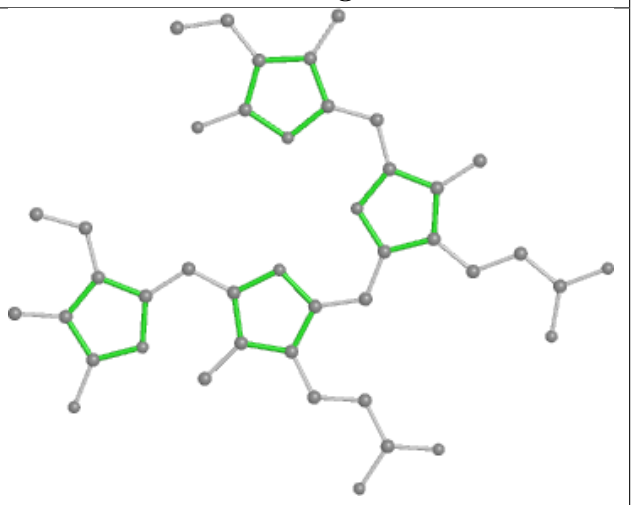

Rings

Ligand PEB eE 201

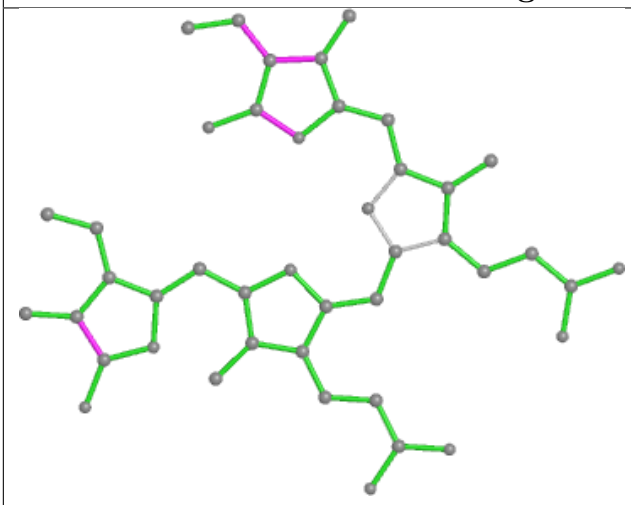

Bond lengths

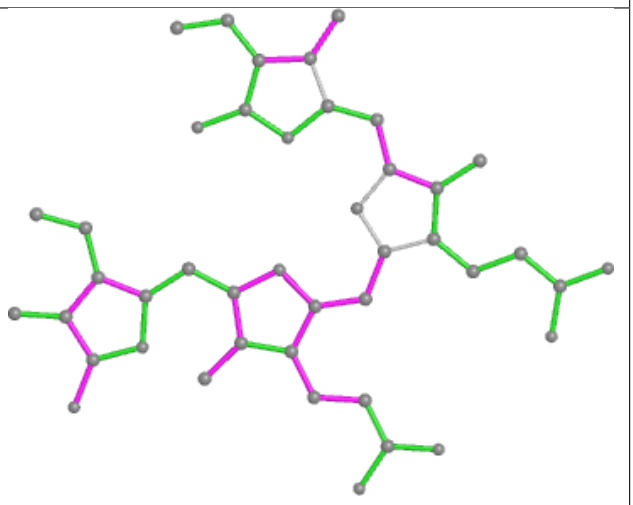

Bond angles

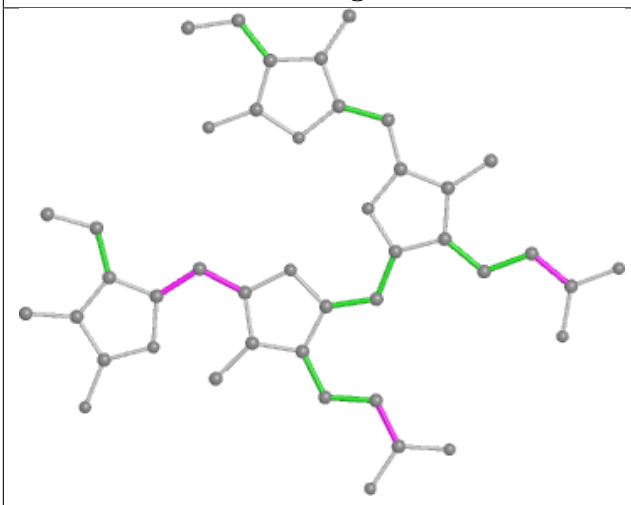

Torsions

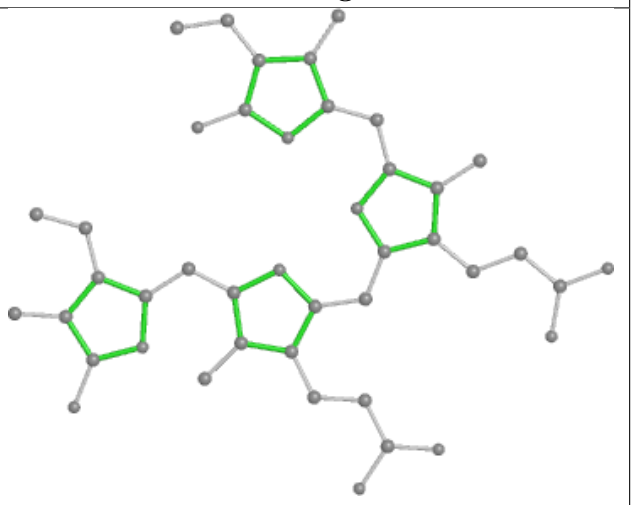

Rings

Ligand PEB O2 201

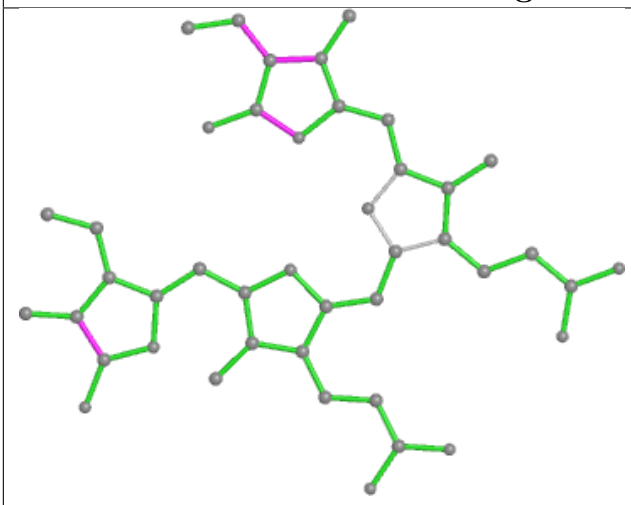

Bond lengths

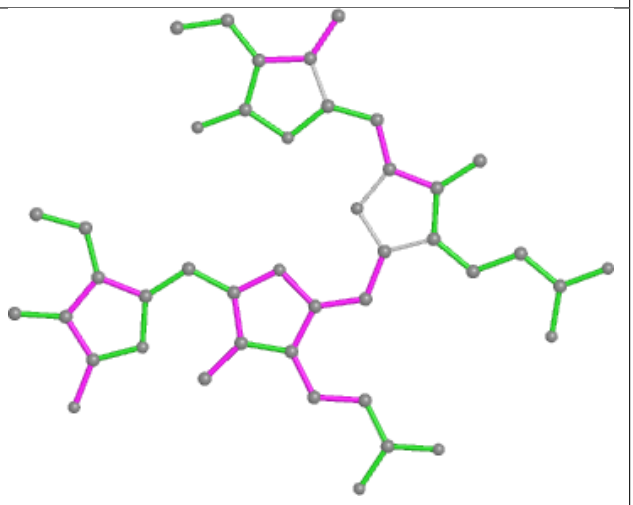

Bond angles

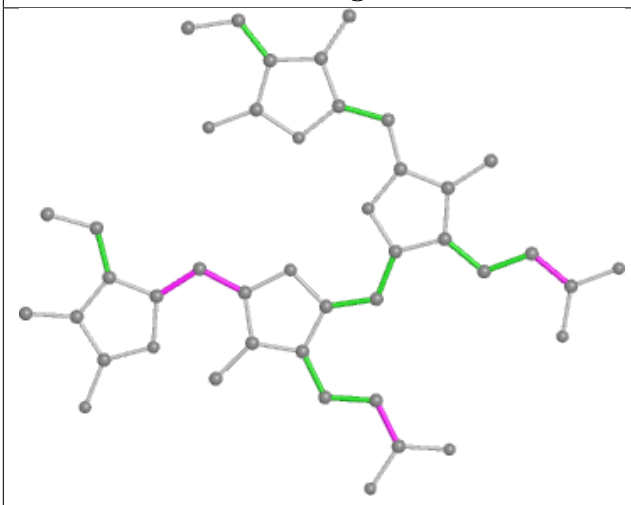

Torsions

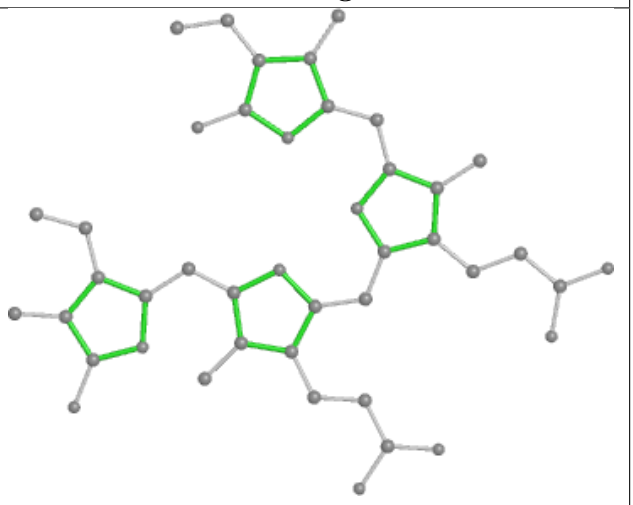

Rings

Ligand PEB n7 201

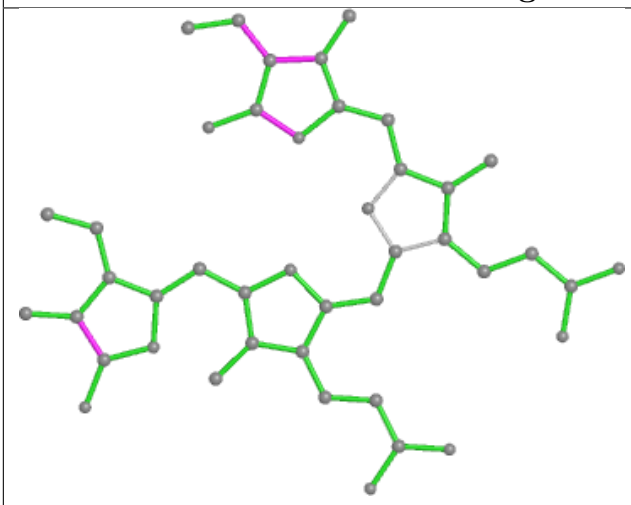

Bond lengths

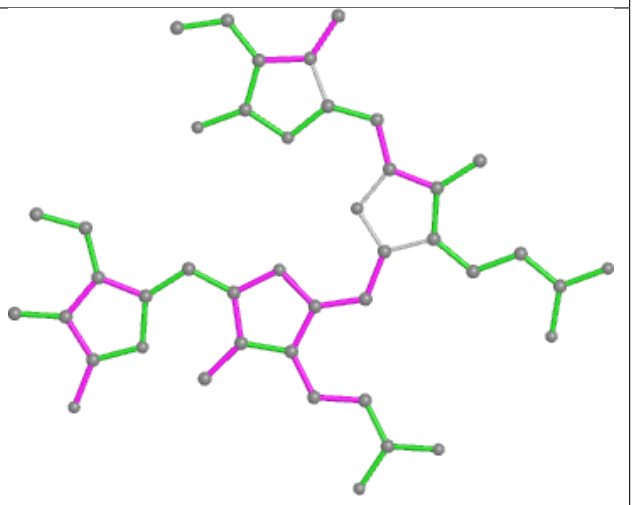

Bond angles

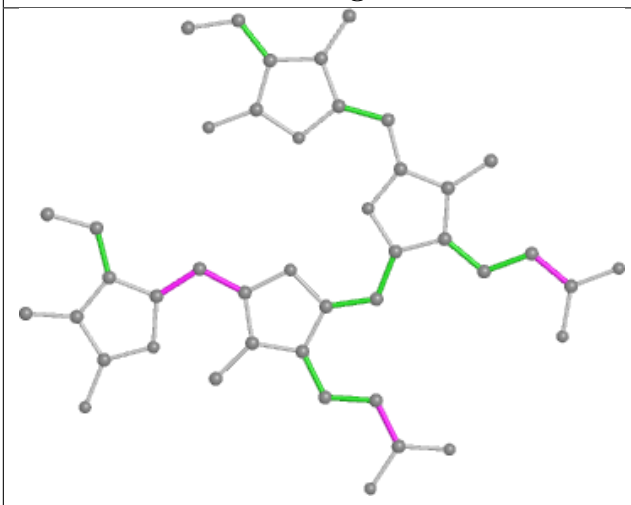

Torsions

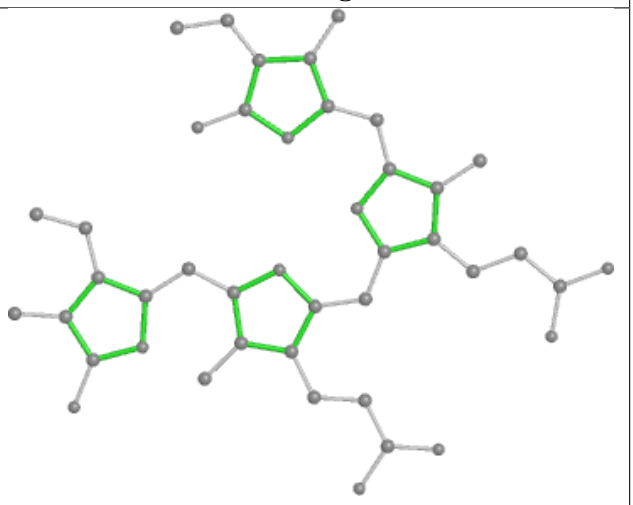

Rings

Ligand PEB dP 202

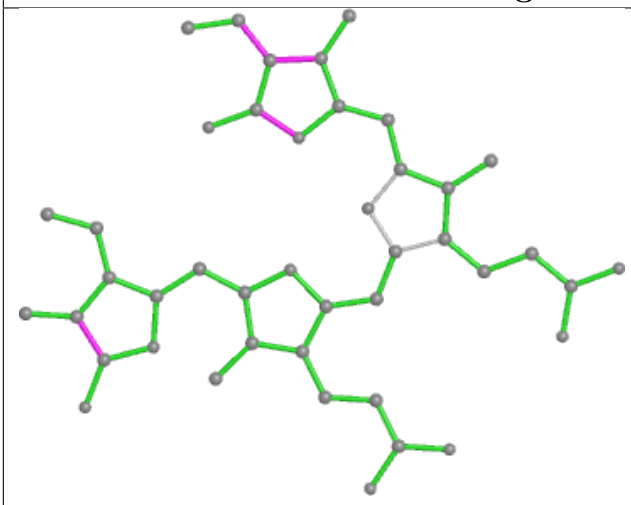

Bond lengths

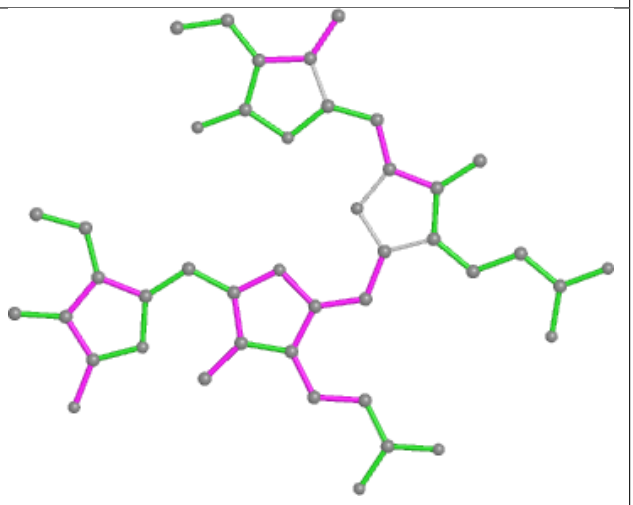

Bond angles

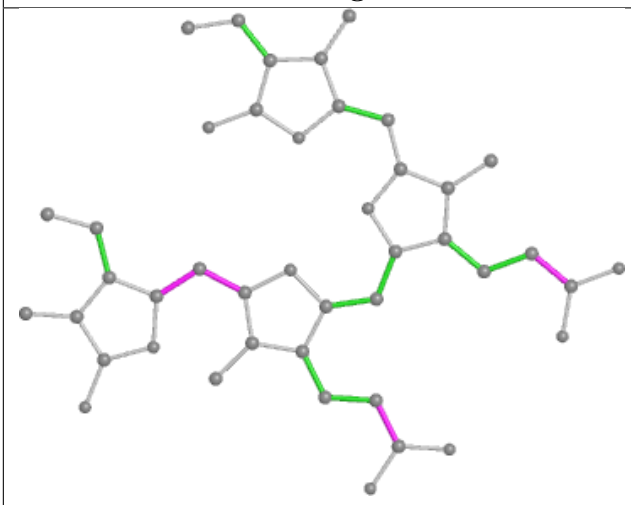

Torsions

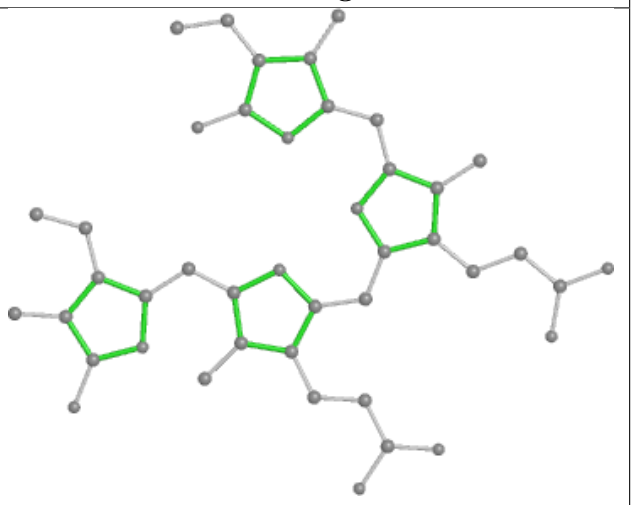

Rings

Ligand CYC i1 1001

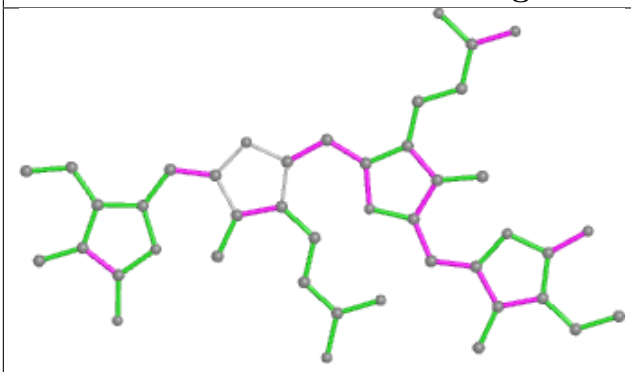

Bond lengths

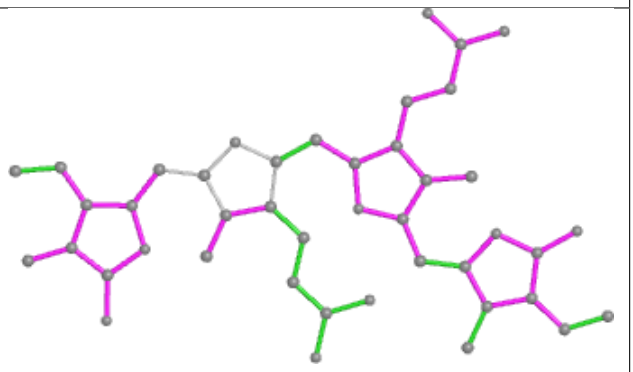

Bond angles

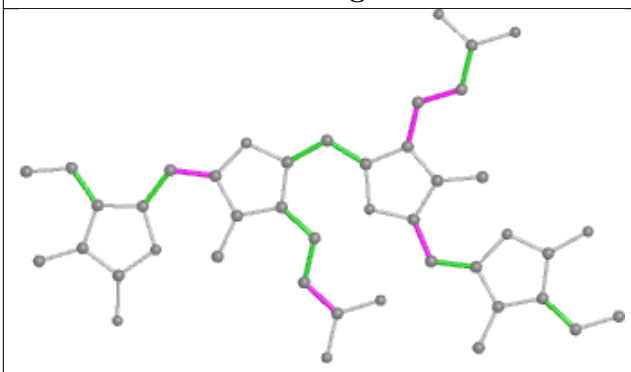

Torsions

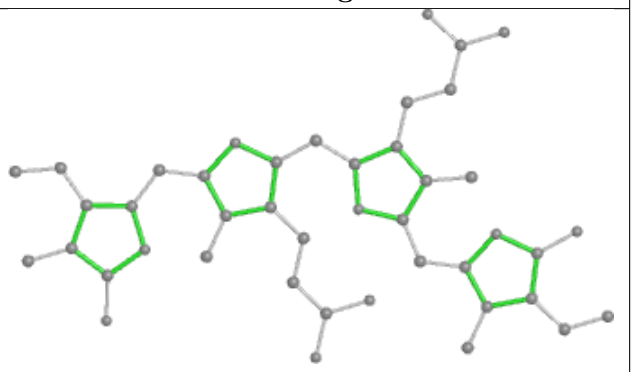

Rings

Ligand PEB u3 202

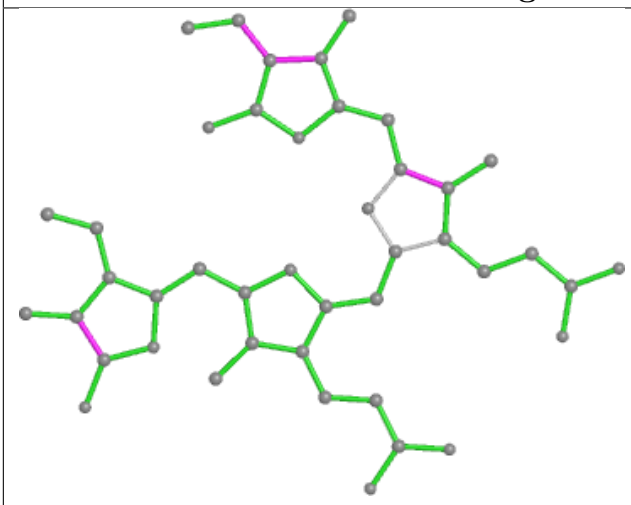

Bond lengths

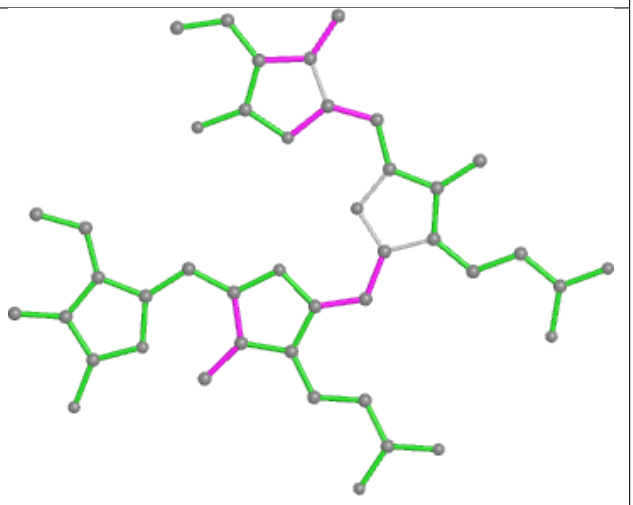

Bond angles

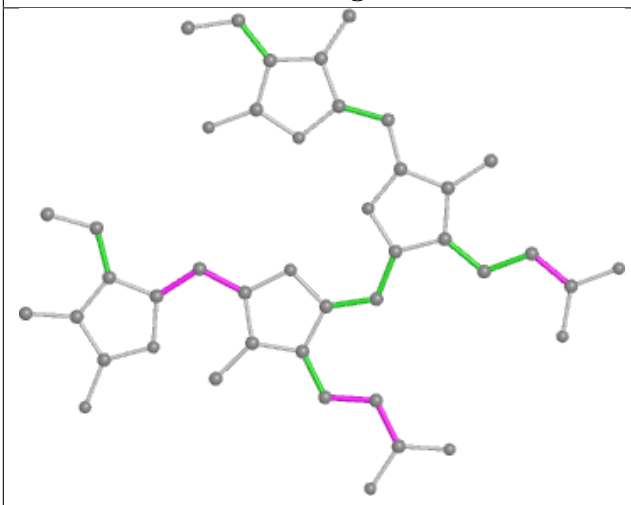

Torsions

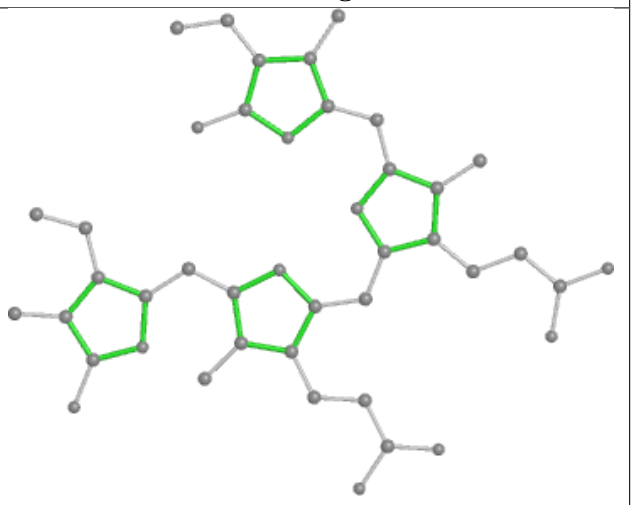

Rings

Ligand PEB lf 201

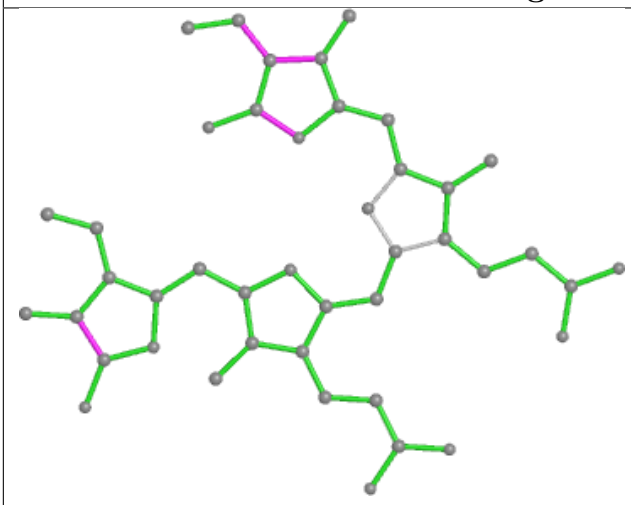

Bond lengths

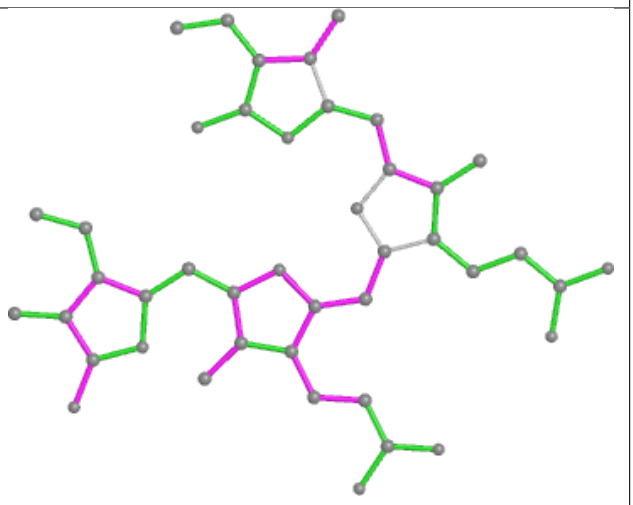

Bond angles

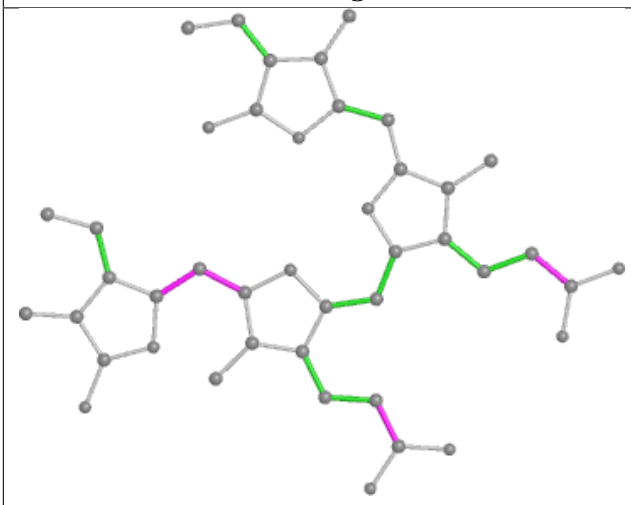

Torsions

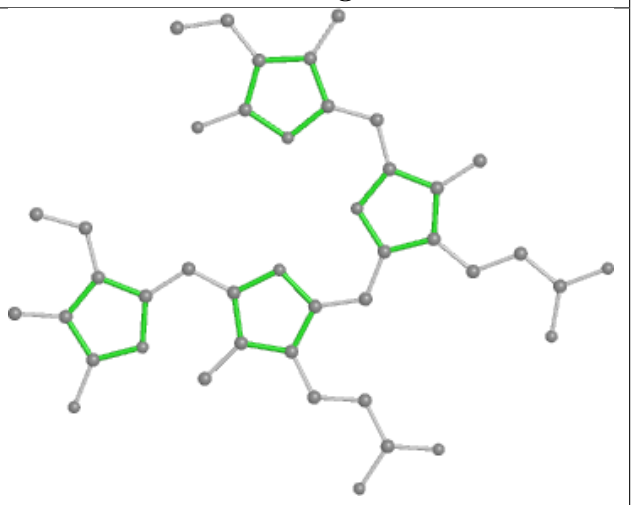

Rings

Ligand PEB cg 201

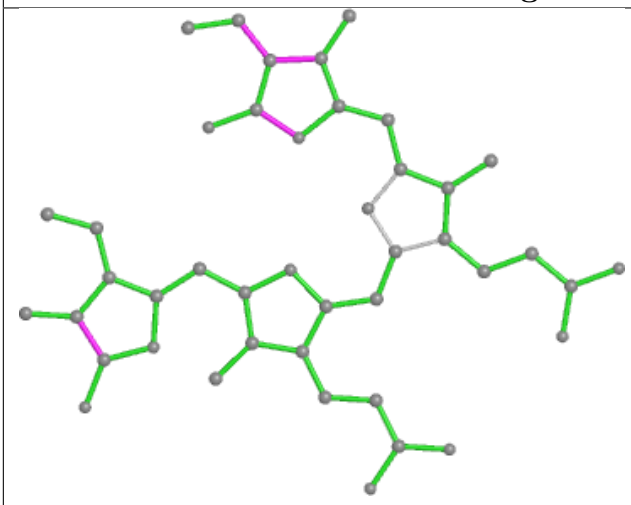

Bond lengths

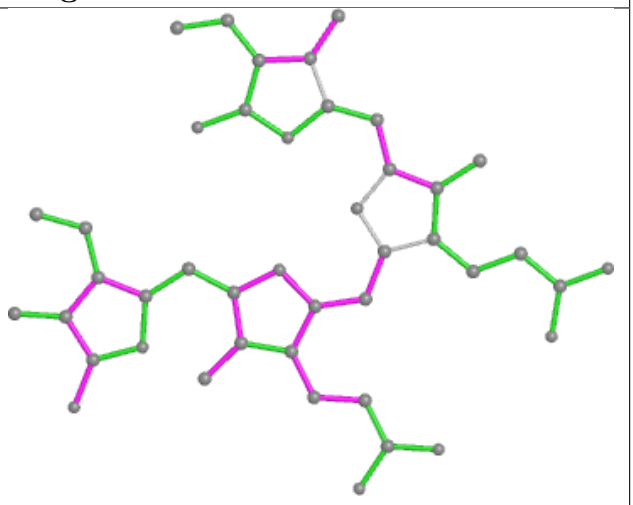

Bond angles

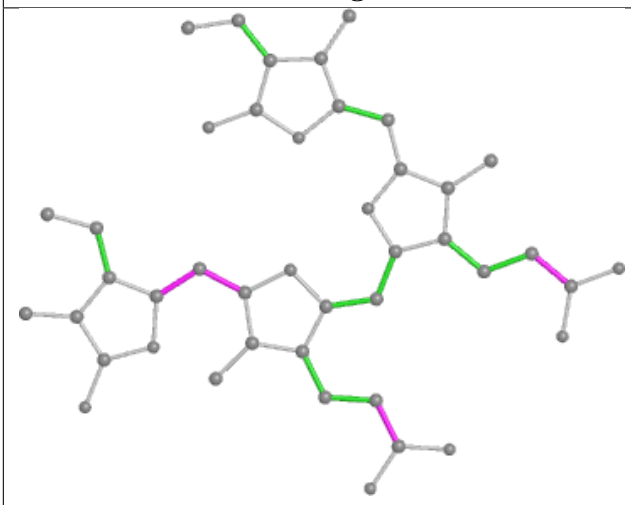

Torsions

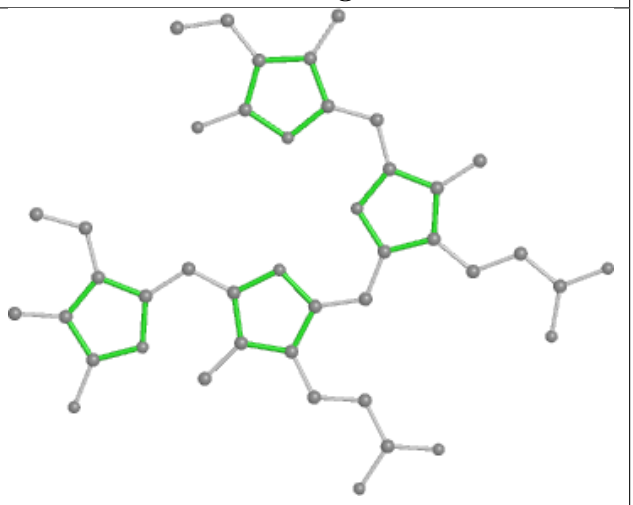

Rings

Ligand PEB cC 1002

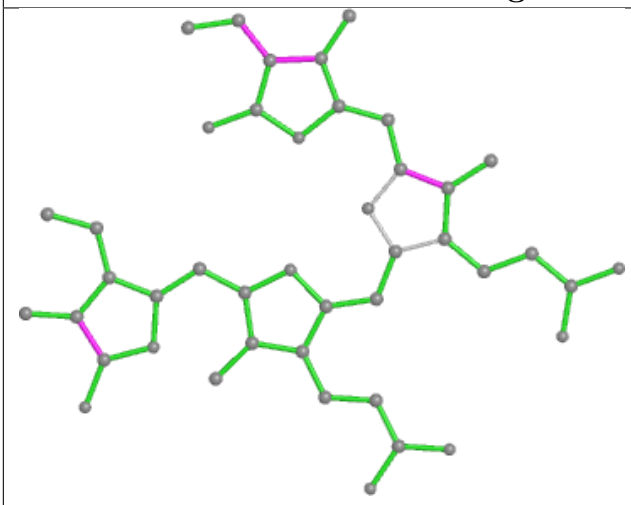

Bond lengths

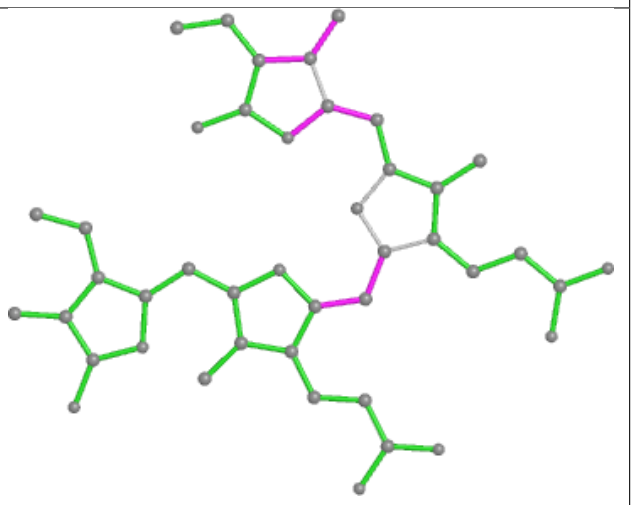

Bond angles

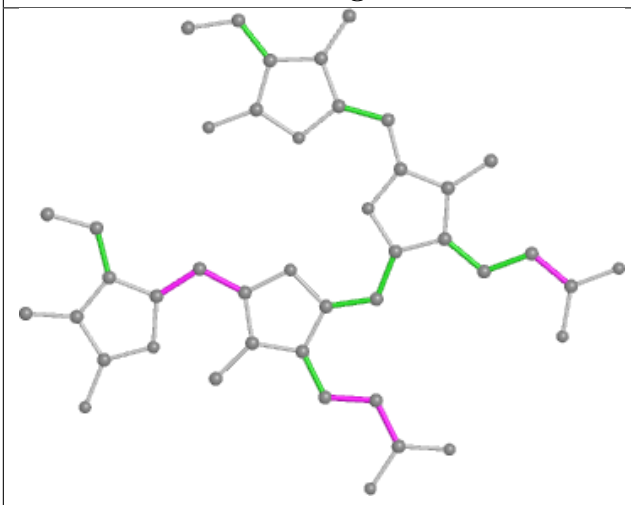

Torsions

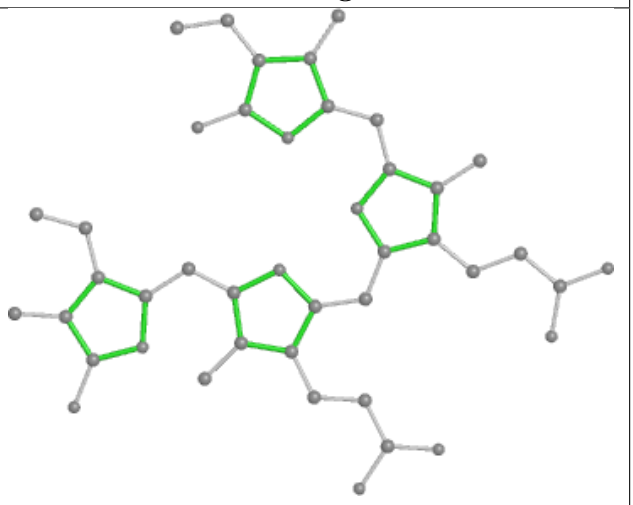

Rings

Ligand PEB K8 202

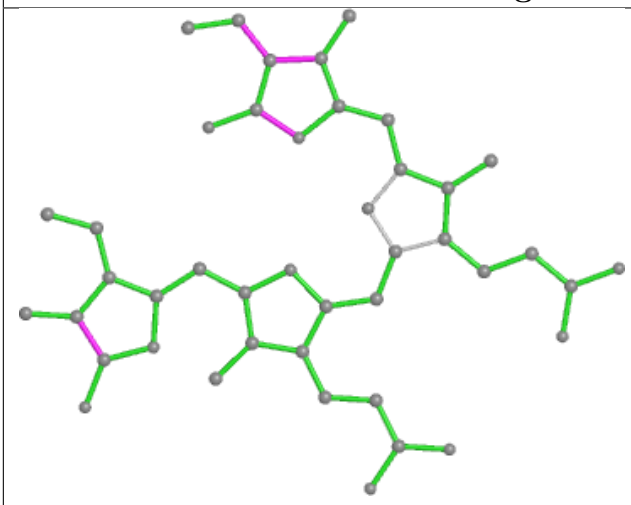

Bond lengths

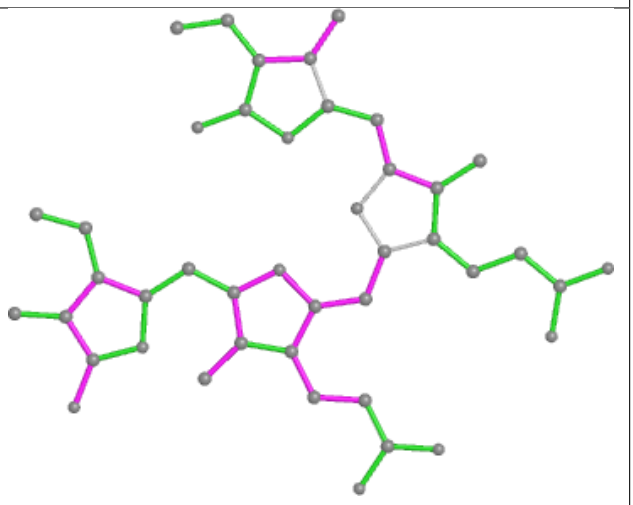

Bond angles

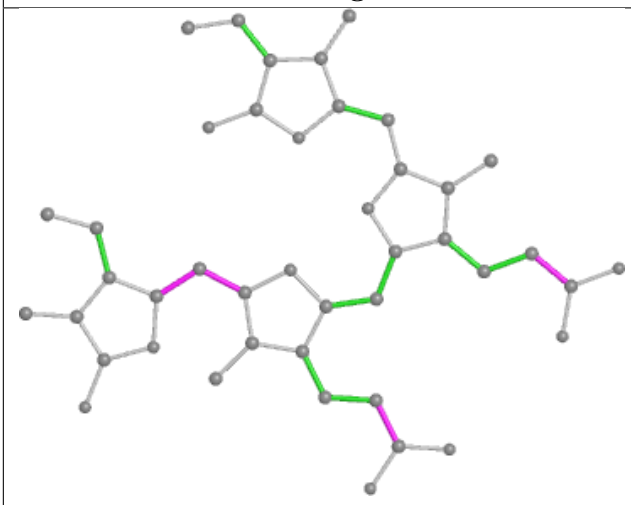

Torsions

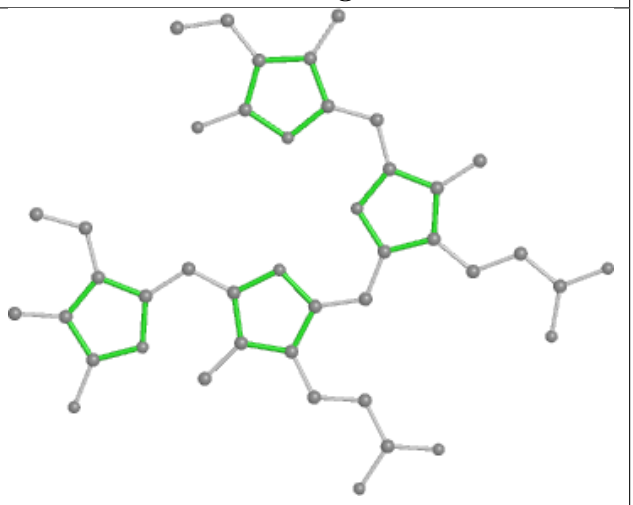

Rings

Ligand PVN lz 403

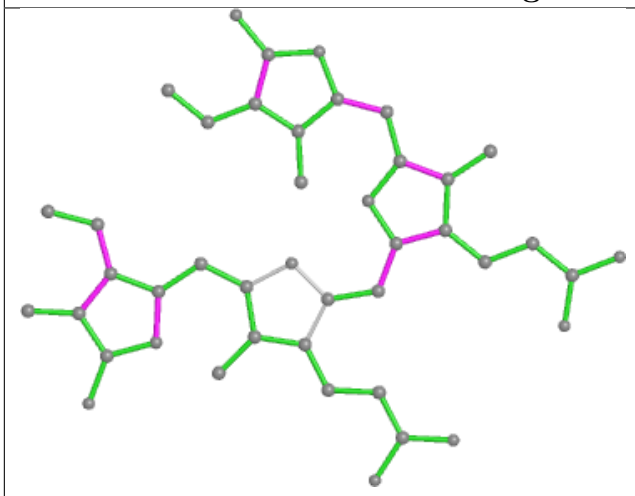

Bond lengths

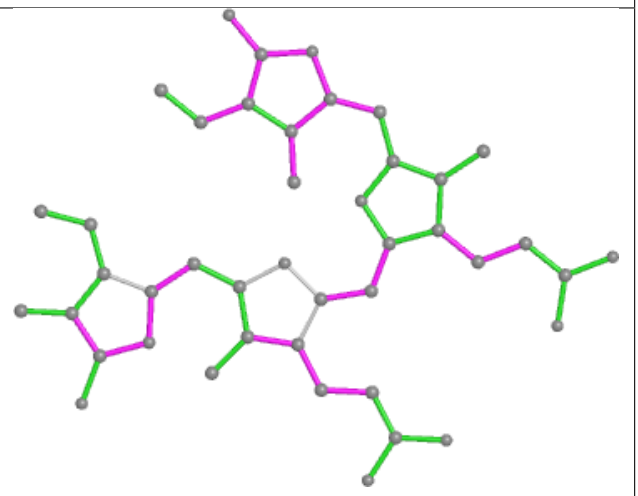

Bond angles

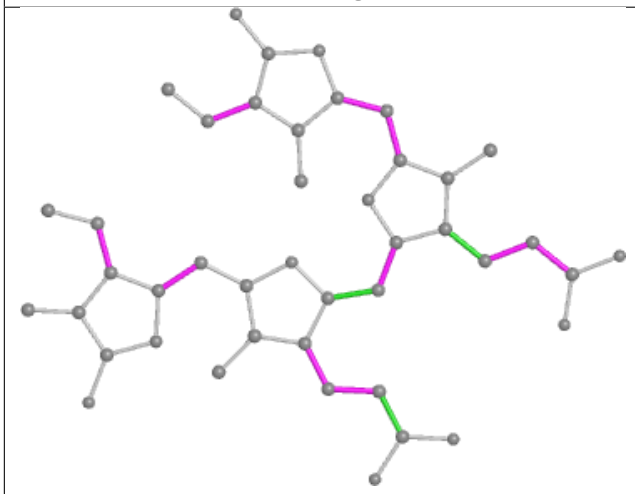

Torsions

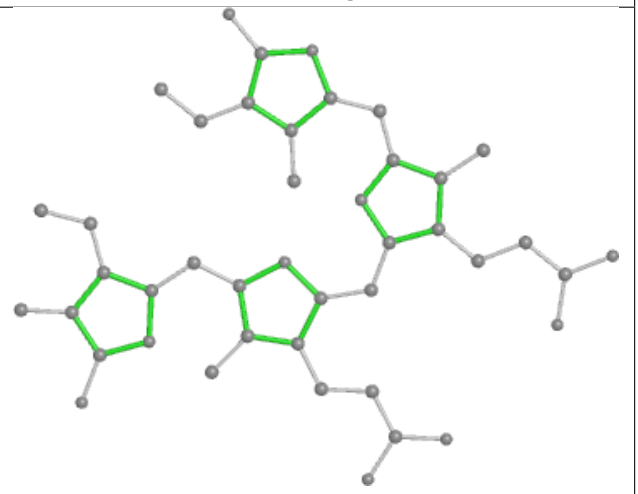

Rings

Ligand PEB T4 201

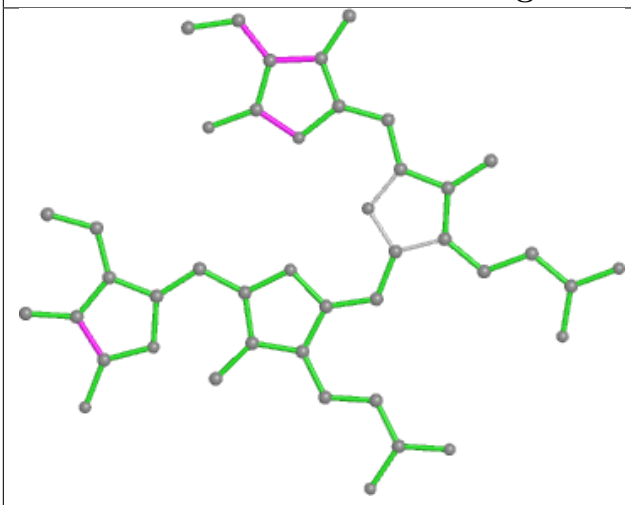

Bond lengths

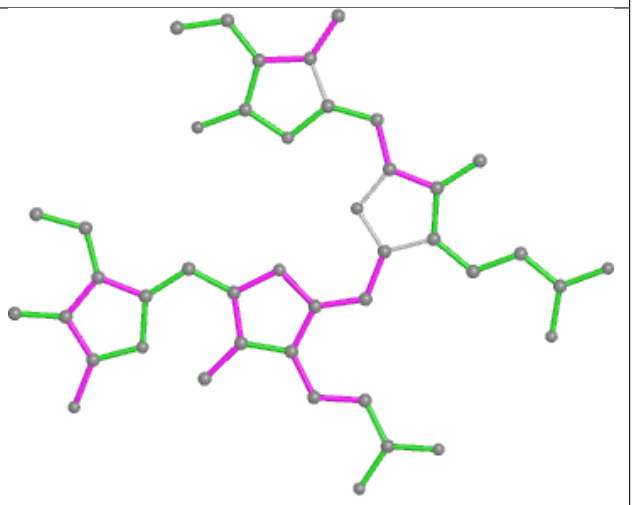

Bond angles

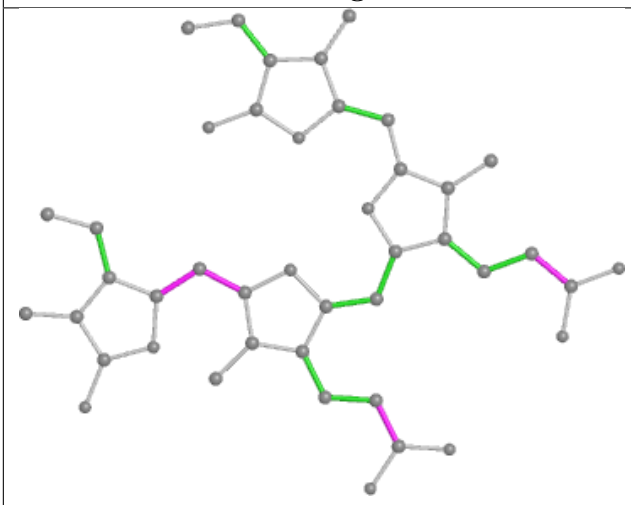

Torsions

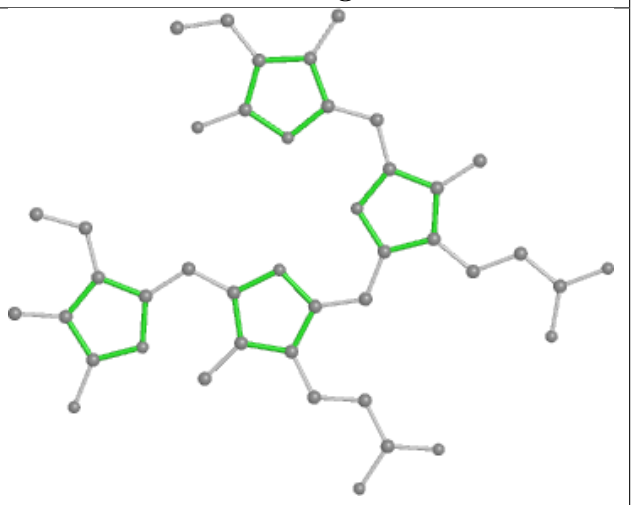

Rings

Ligand PEB kU 1001

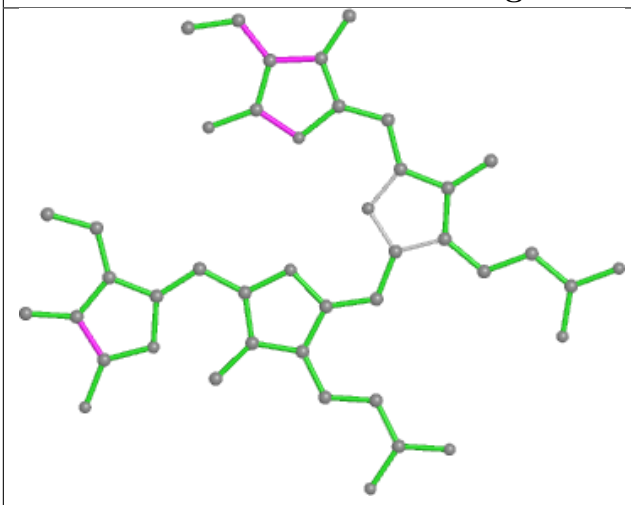

Bond lengths

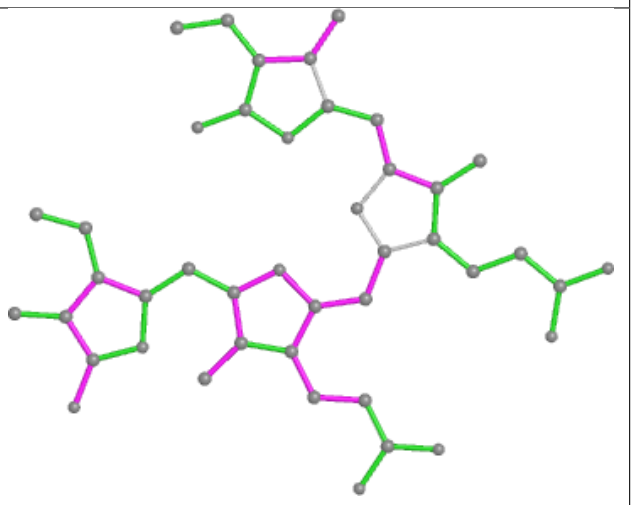

Bond angles

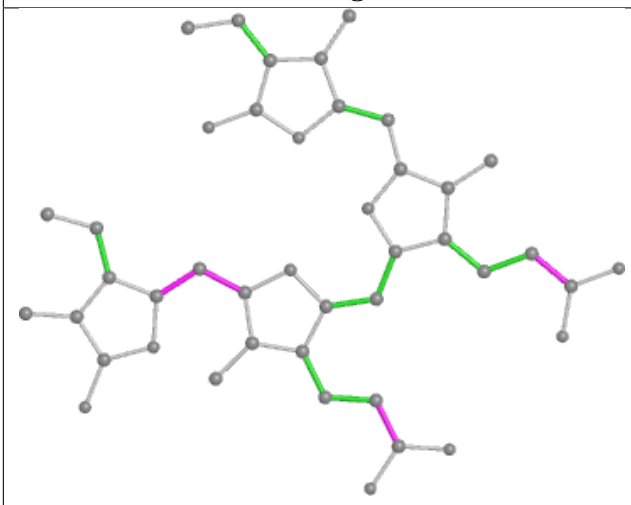

Torsions

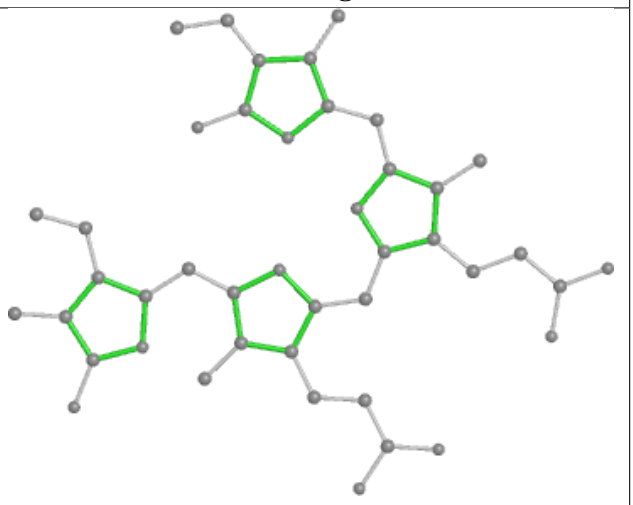

Rings

Ligand PEB fd 301

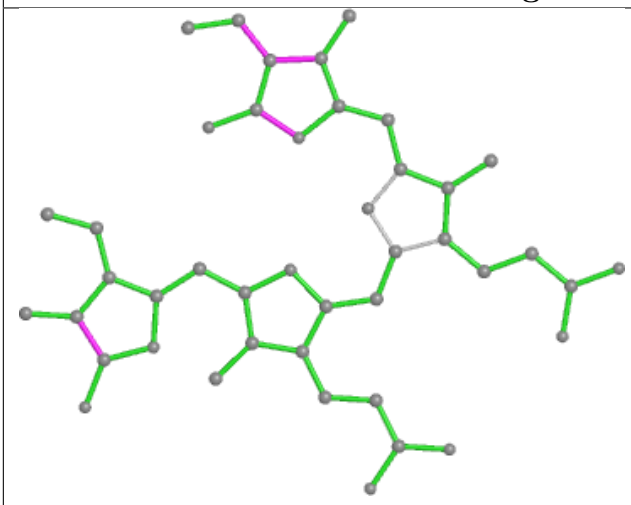

Bond lengths

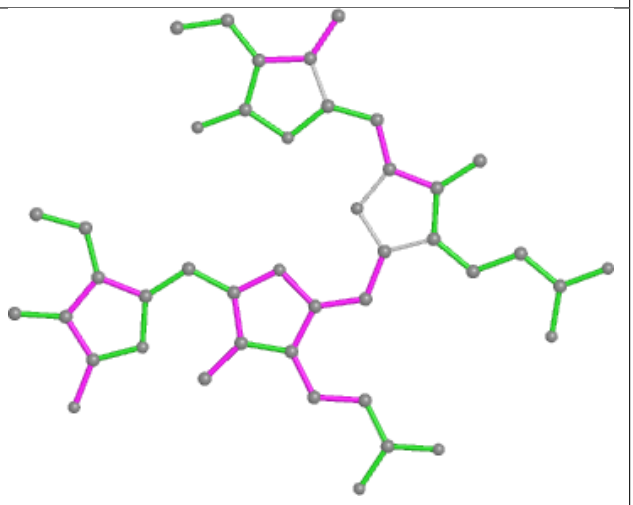

Bond angles

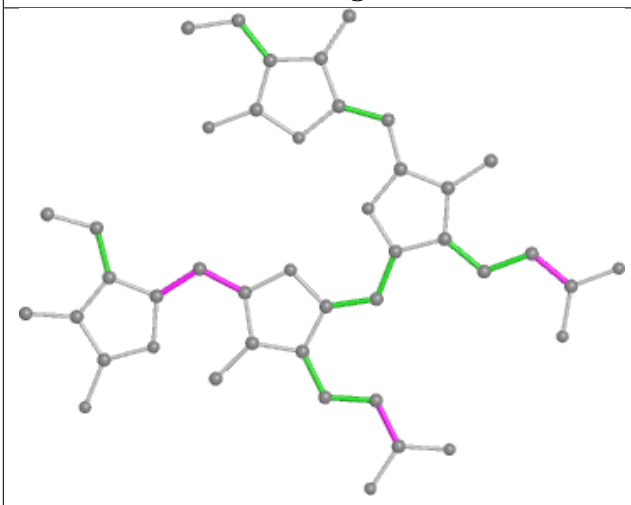

Torsions

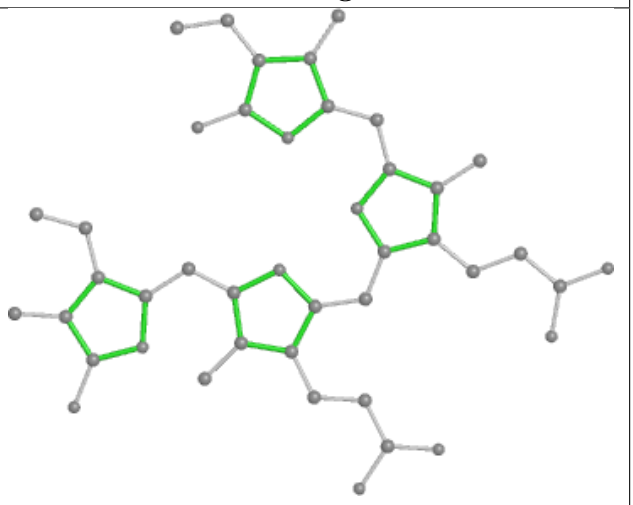

Rings

Ligand PUB X4 203

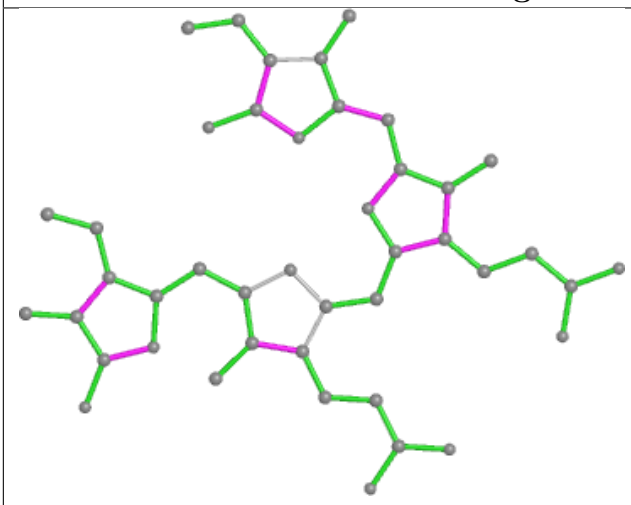

Bond lengths

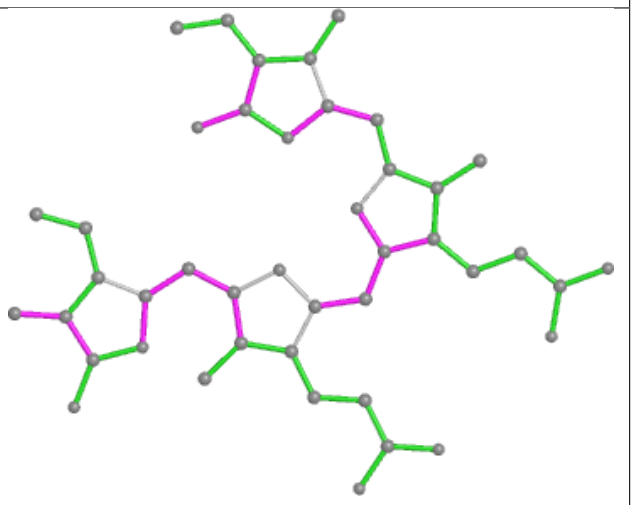

Bond angles

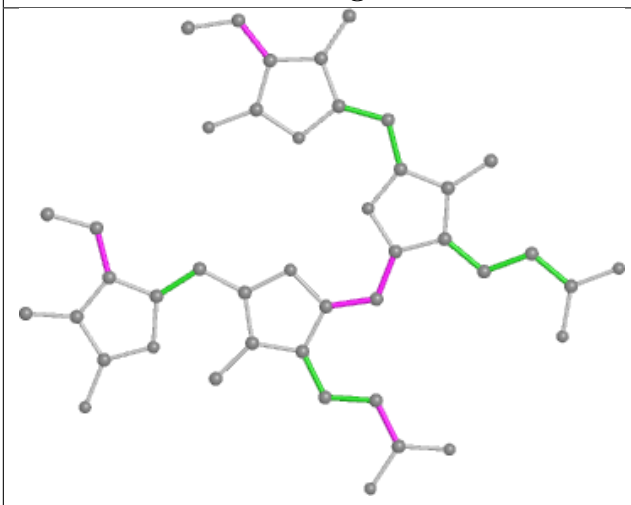

Torsions

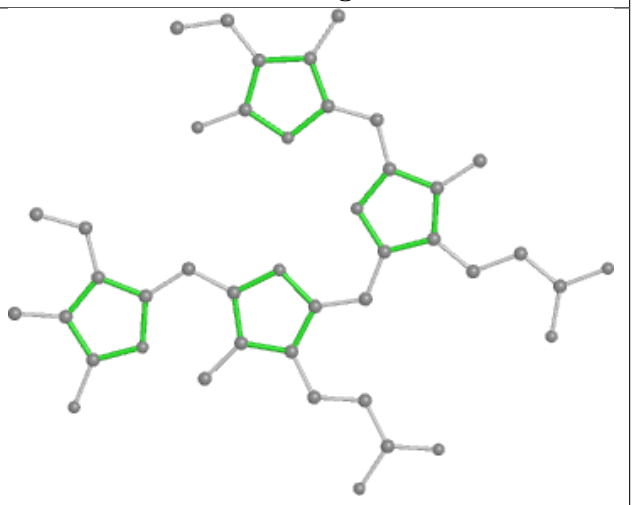

Rings

Ligand PEB C9 201

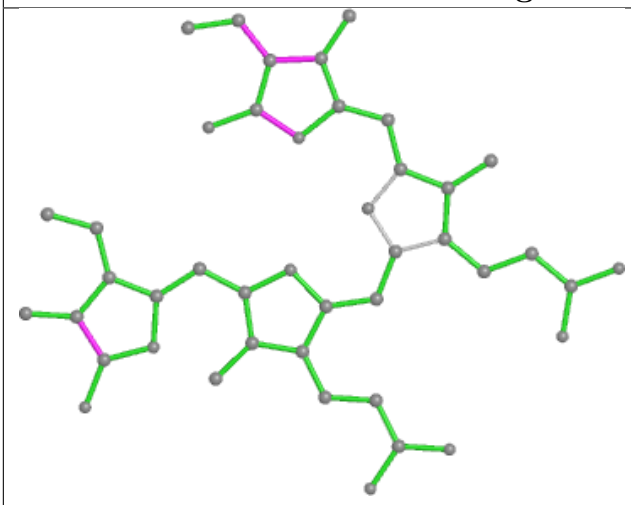

Bond lengths

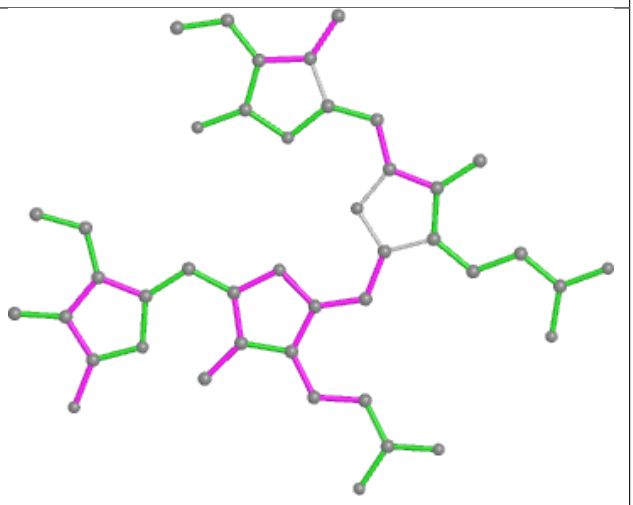

Bond angles

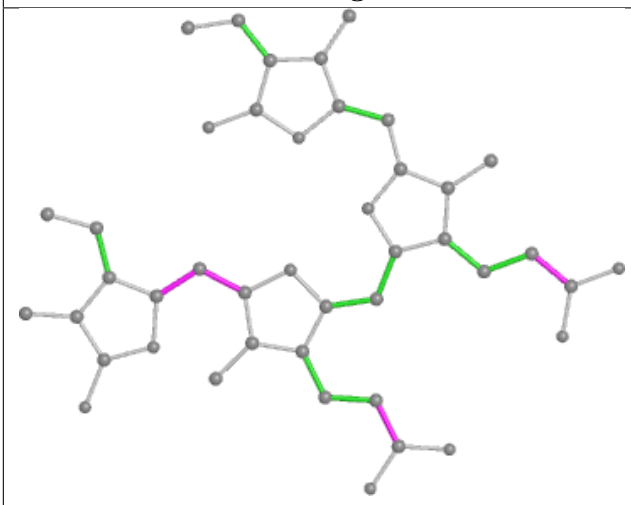

Torsions

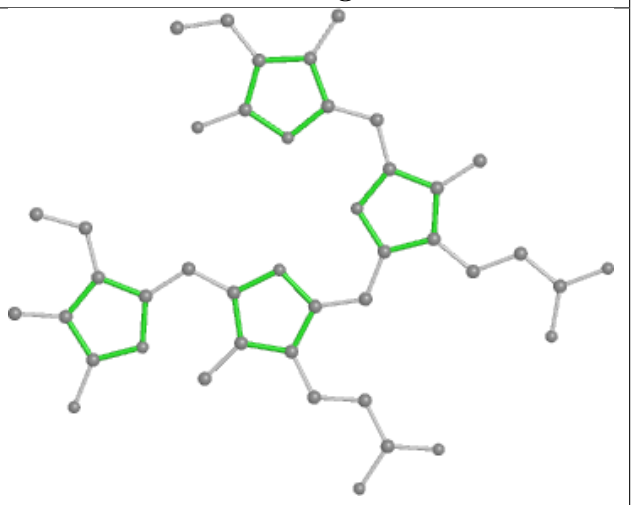

Rings

Ligand PEB bT 201

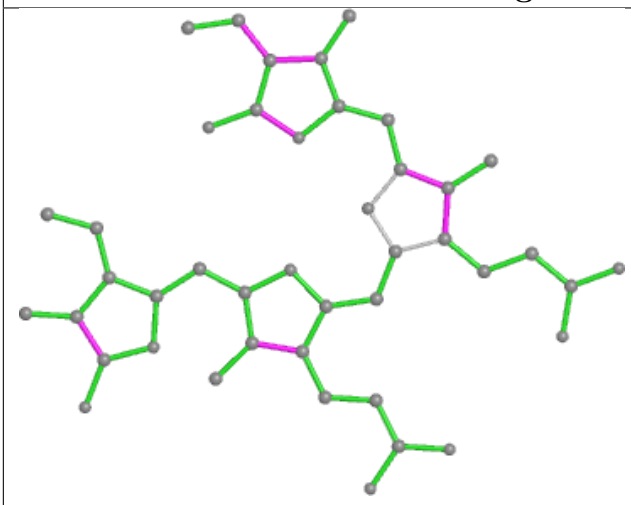

Bond lengths

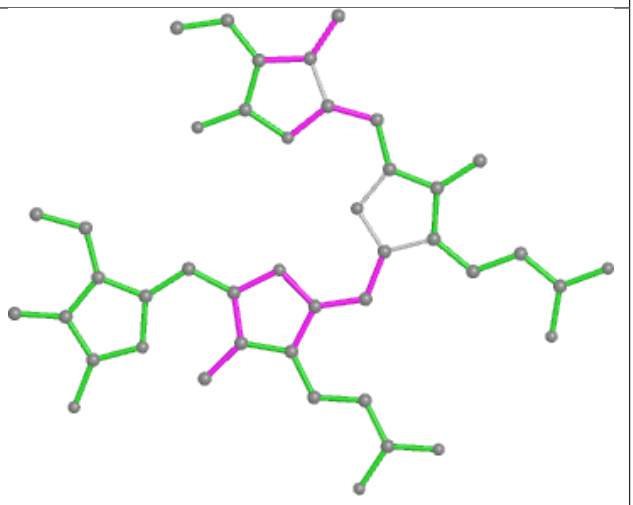

Bond angles

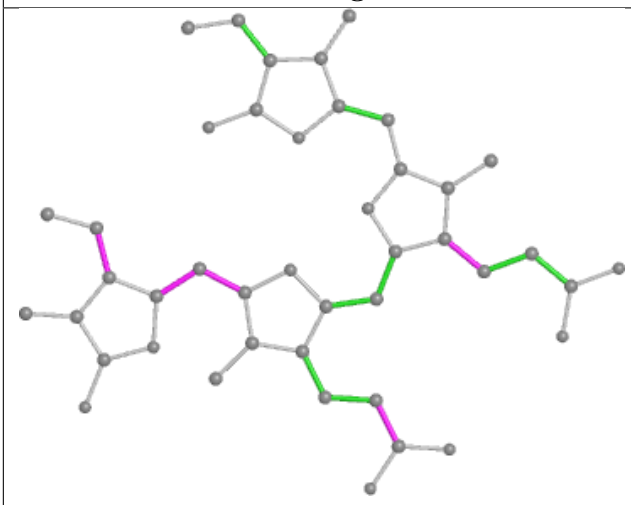

Torsions

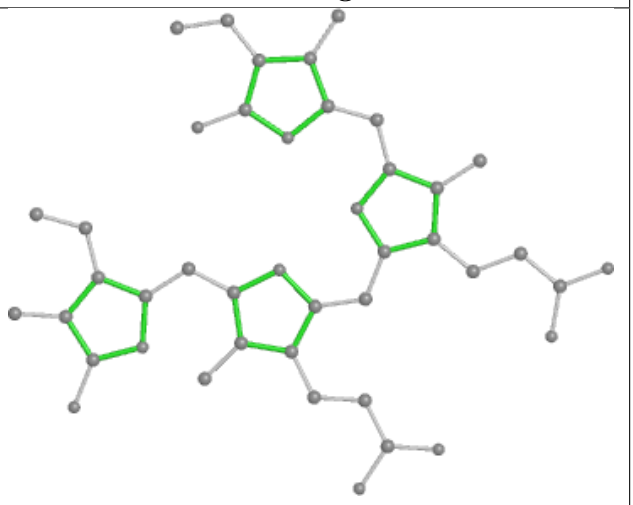

Rings

Ligand PEB u9 202

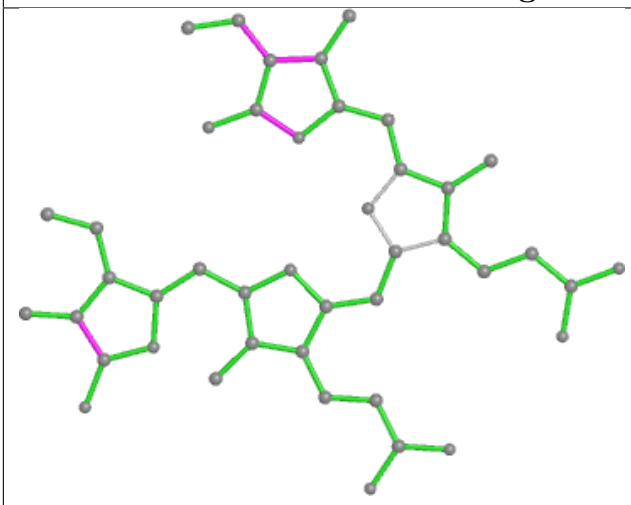

Bond lengths

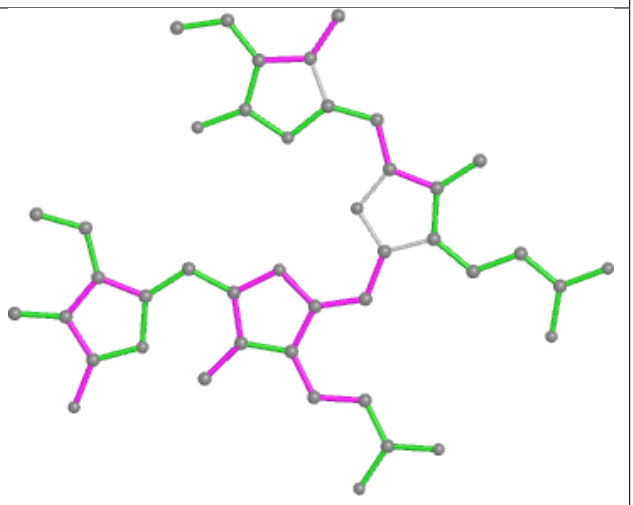

Bond angles

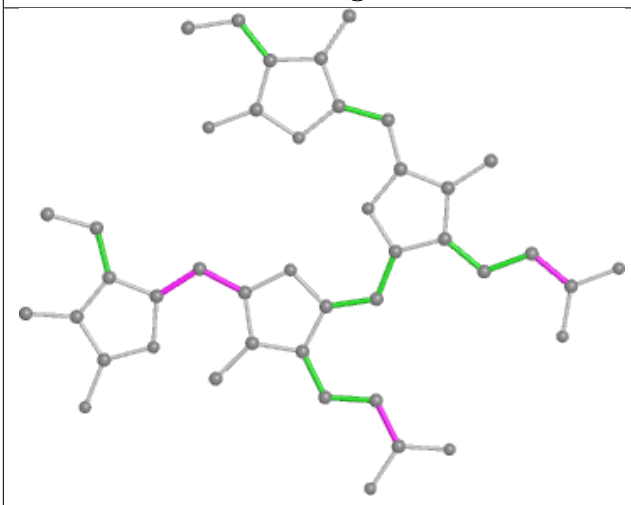

Torsions

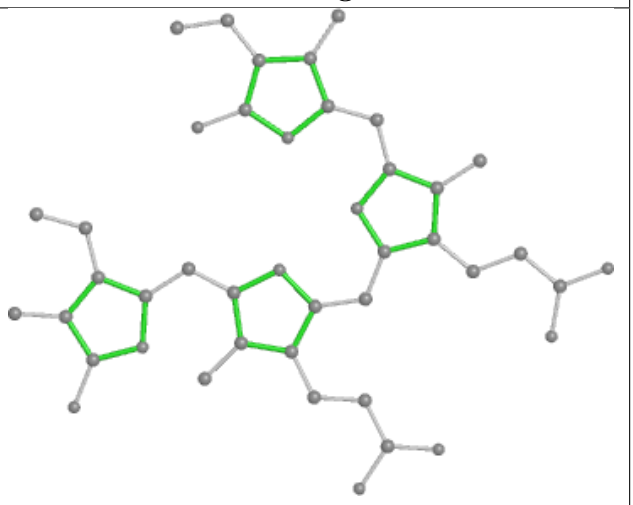

Rings

Ligand PEB Z7 202

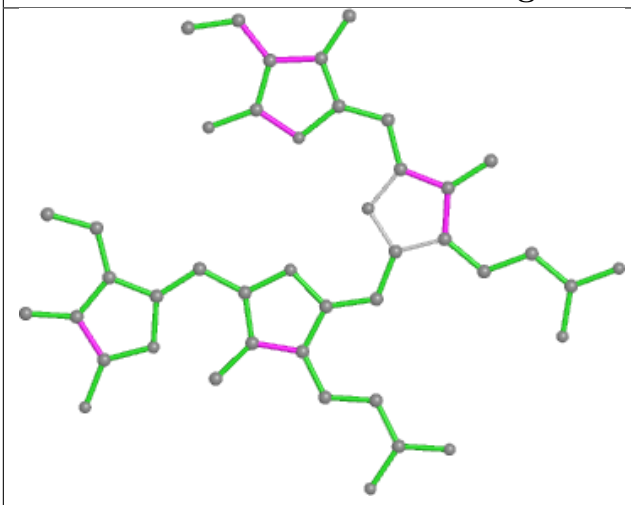

Bond lengths

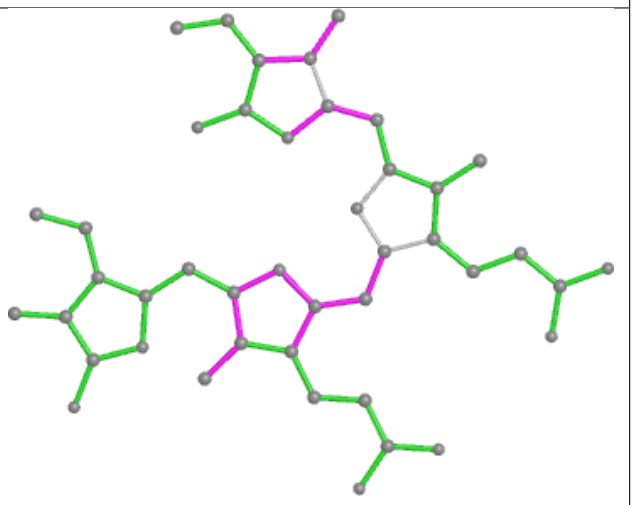

Bond angles

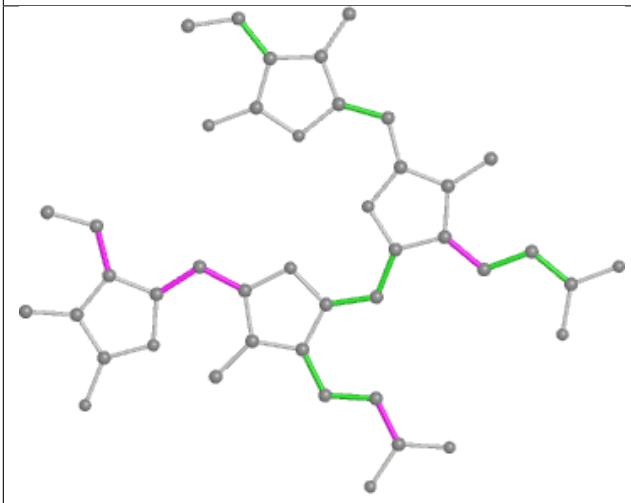

Torsions

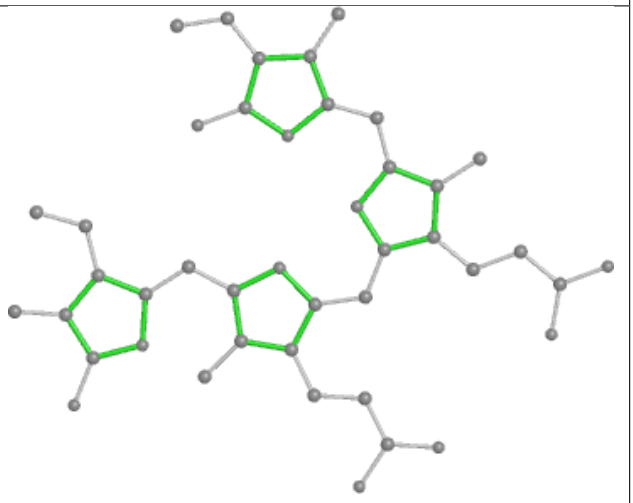

Rings

Ligand PEB dN 201

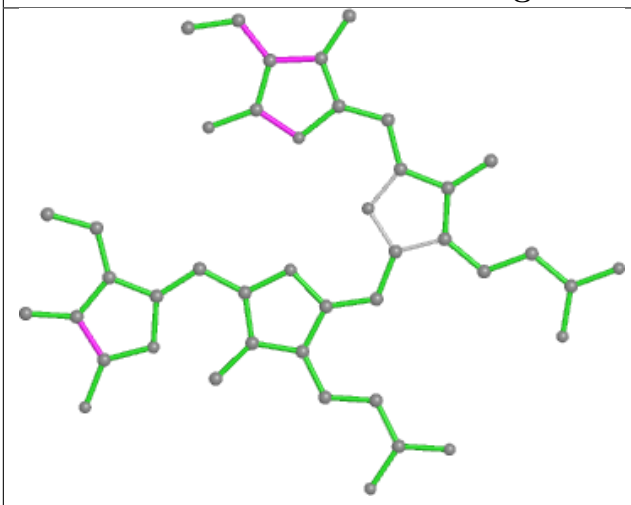

Bond lengths

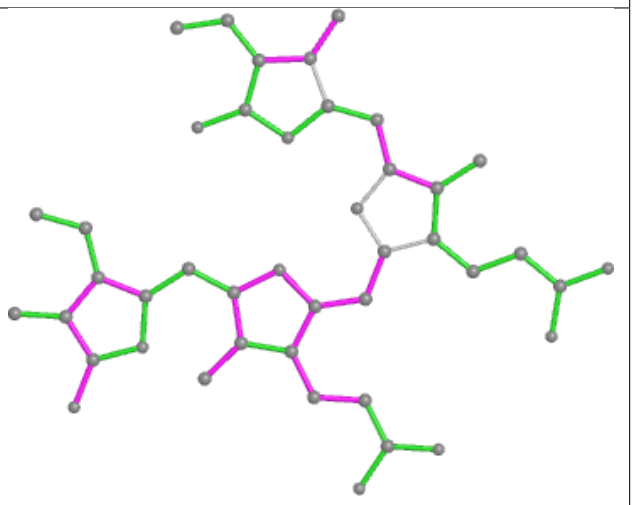

Bond angles

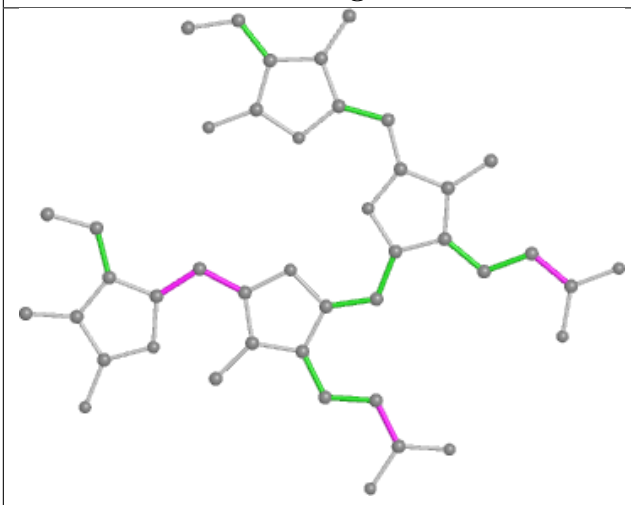

Torsions

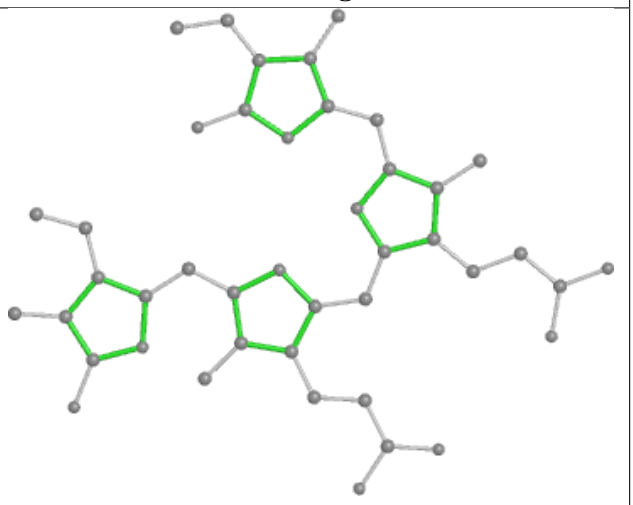

Rings

Ligand CYC S1 202

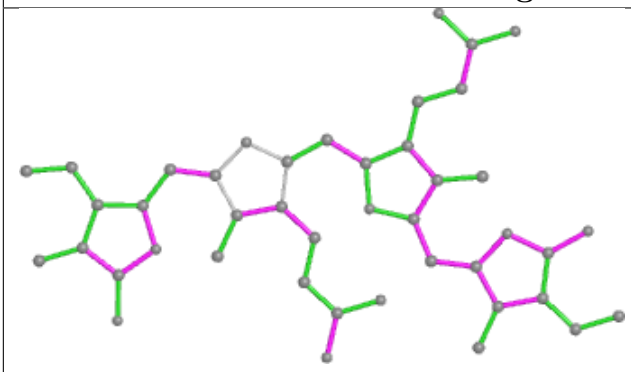

Bond lengths

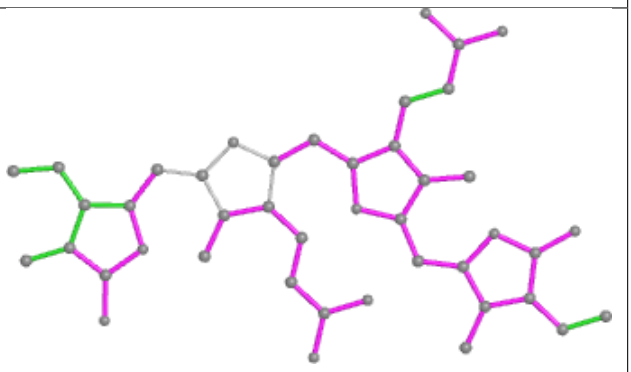

Bond angles

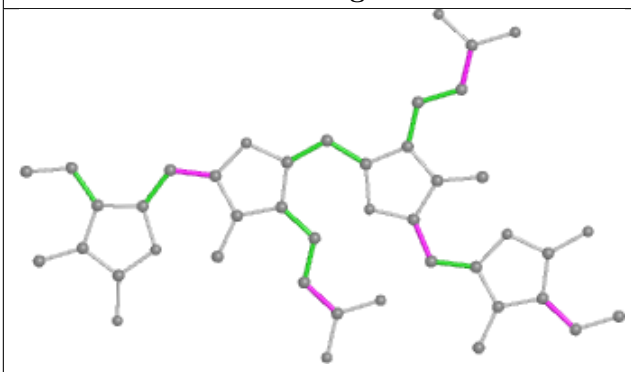

Torsions

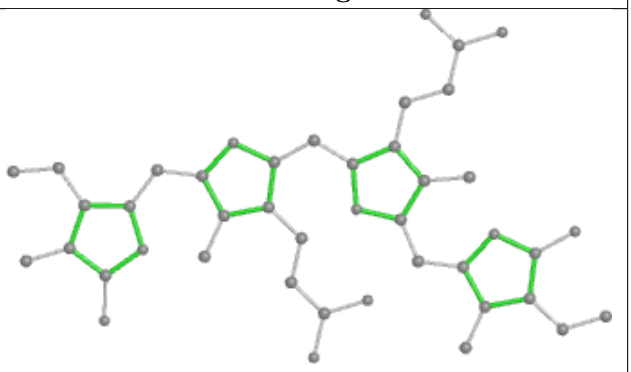

Rings

Ligand PEB dn 201

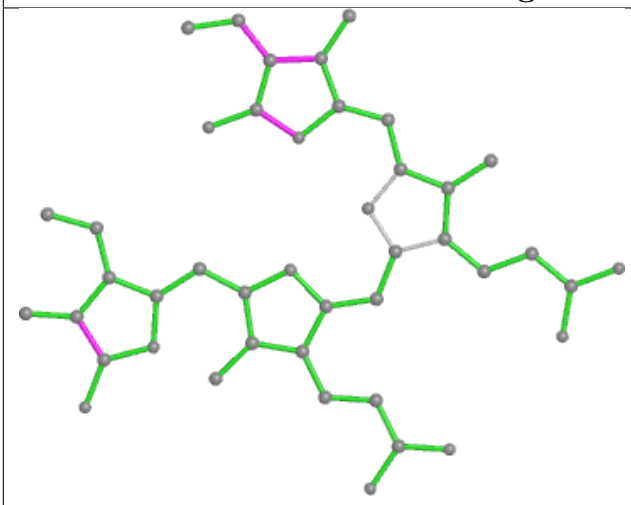

Bond lengths

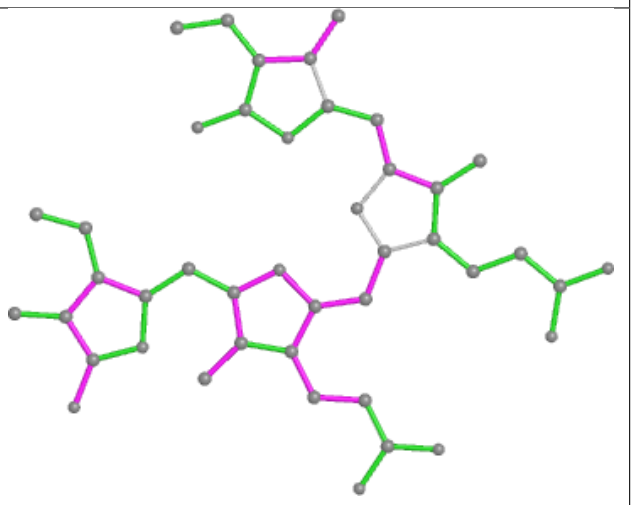

Bond angles

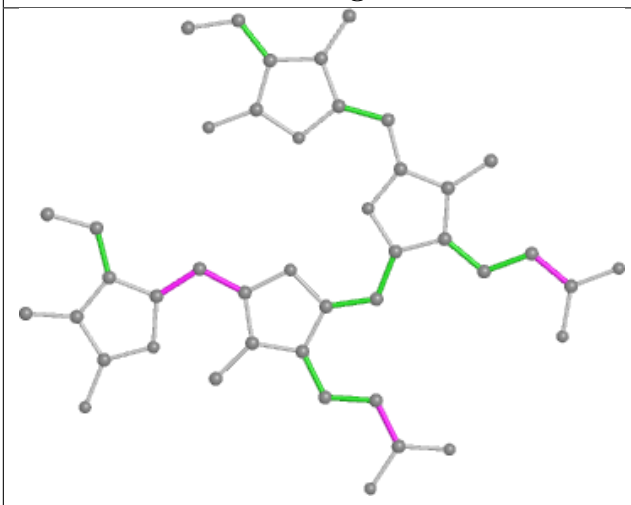

Torsions

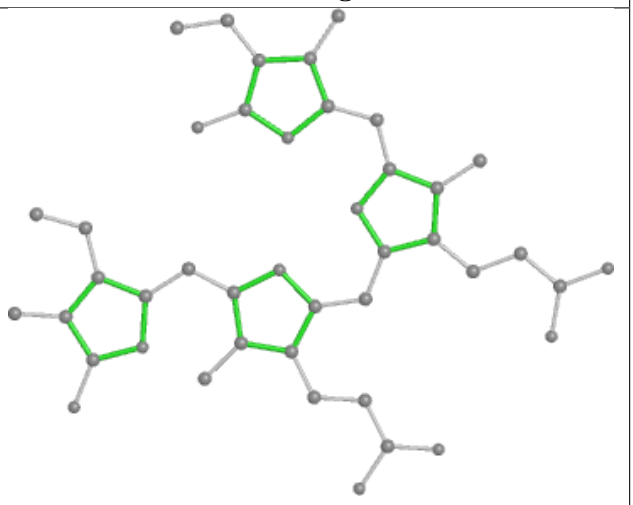

Rings

Ligand PEB eT 202

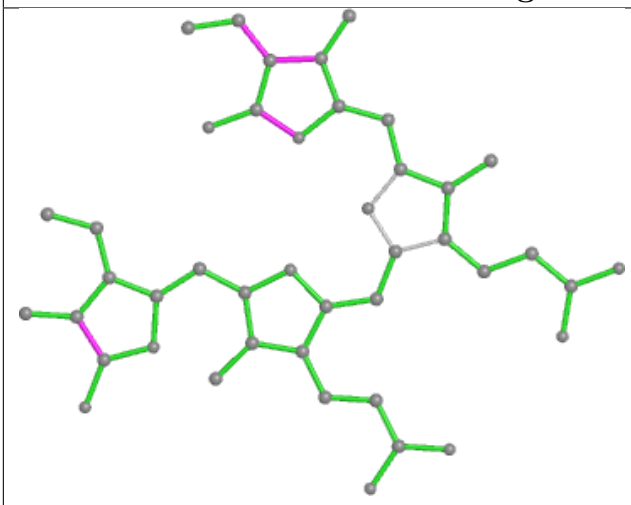

Bond lengths

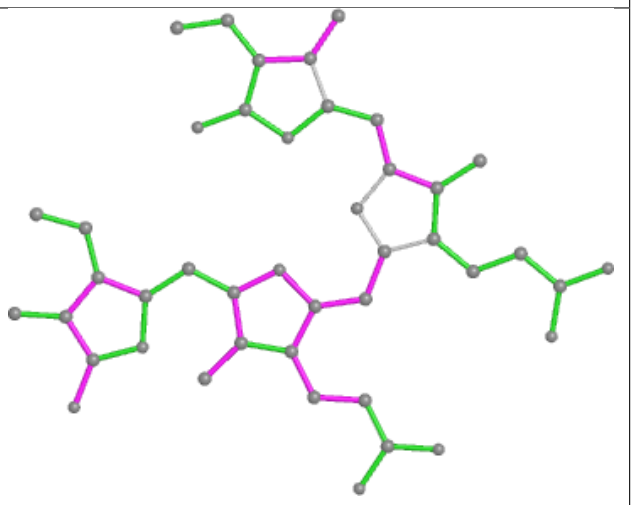

Bond angles

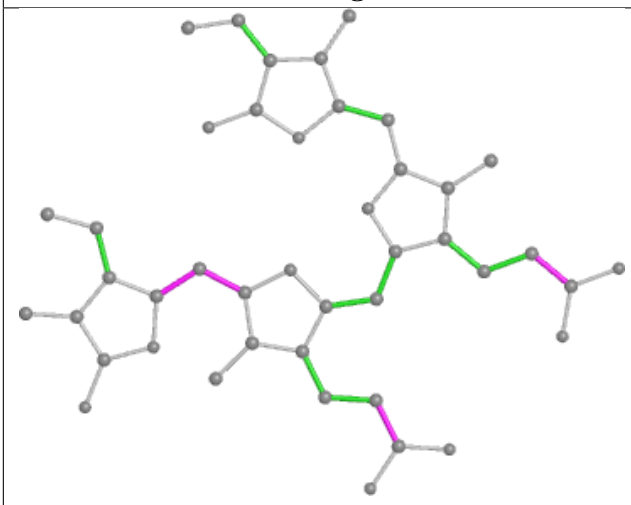

Torsions

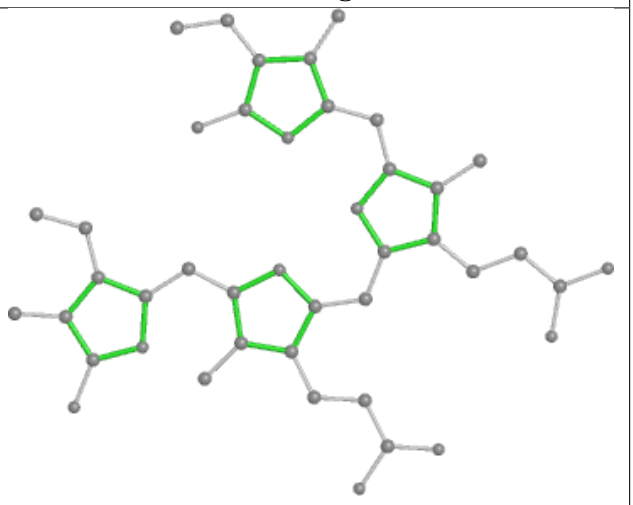

Rings

Ligand PEB E8 202

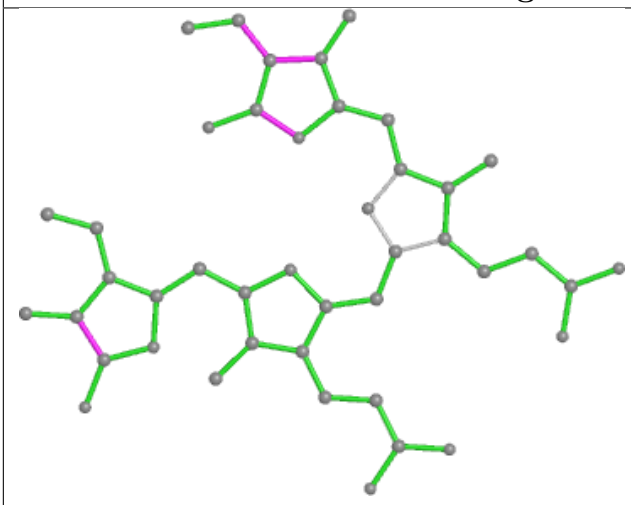

Bond lengths

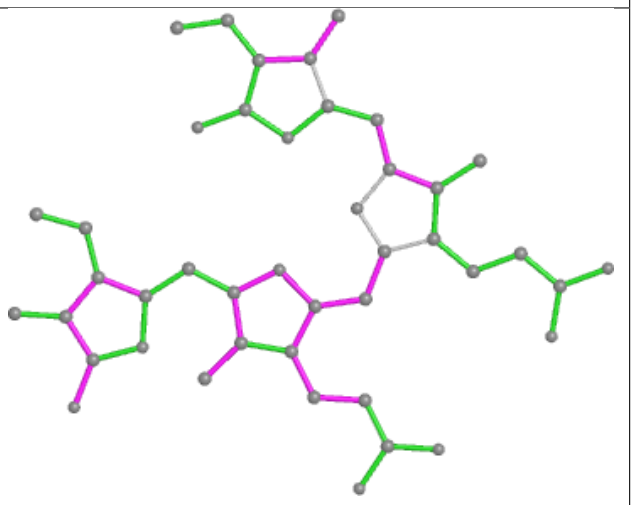

Bond angles

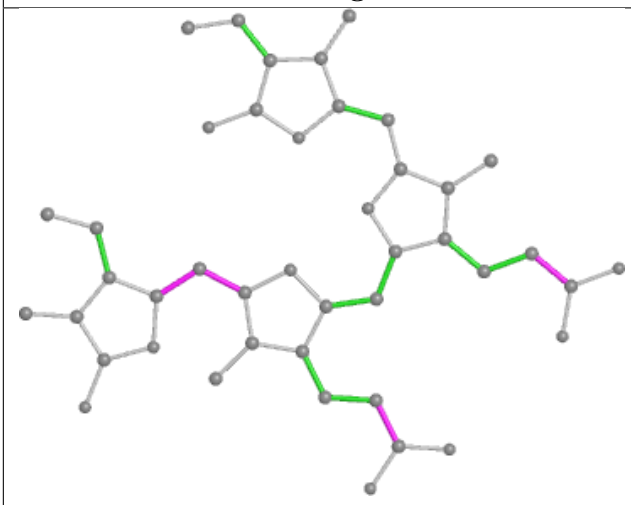

Torsions

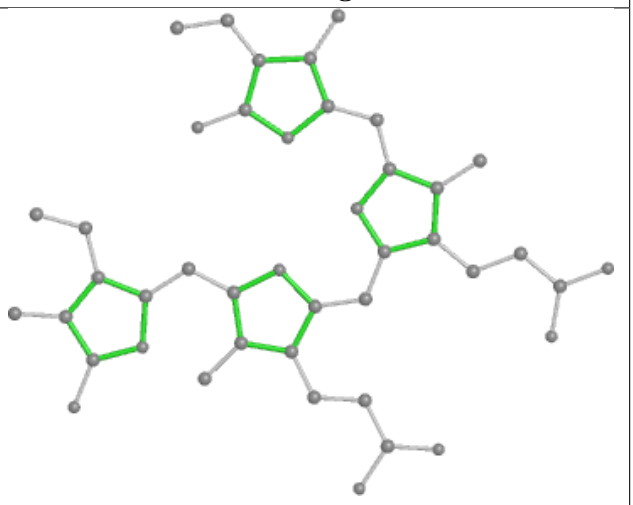

Rings

Ligand PUB T6 203

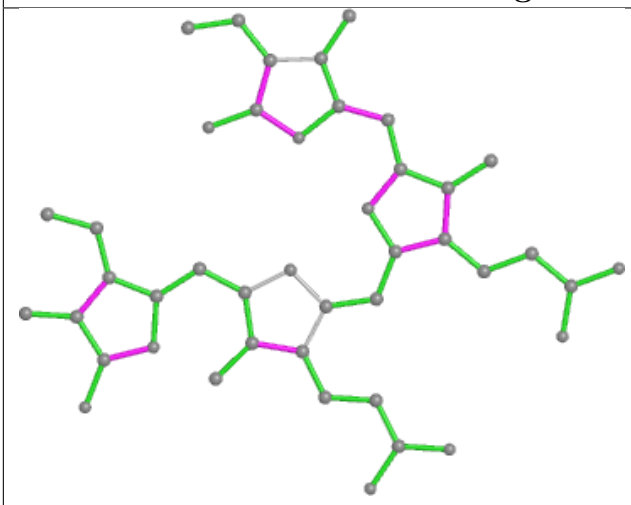

Bond lengths

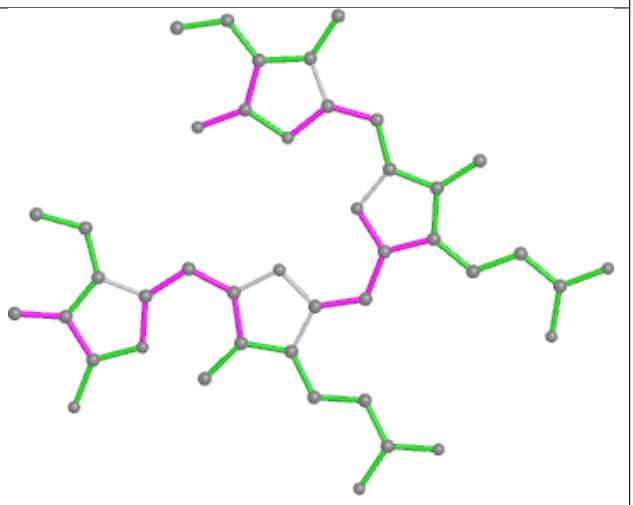

Bond angles

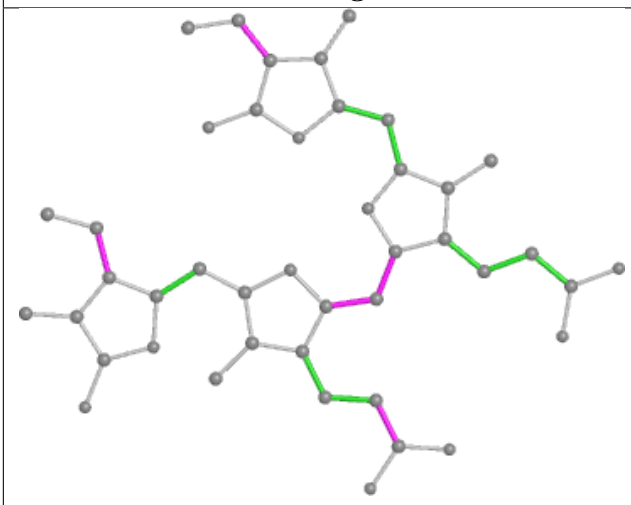

Torsions

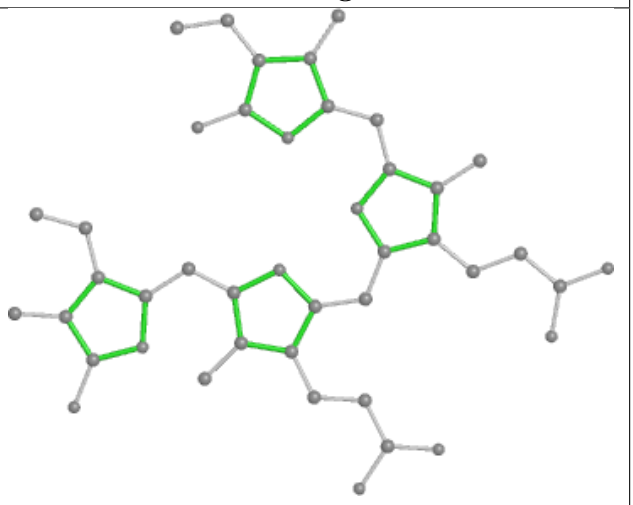

Rings

Ligand PUB hH 203

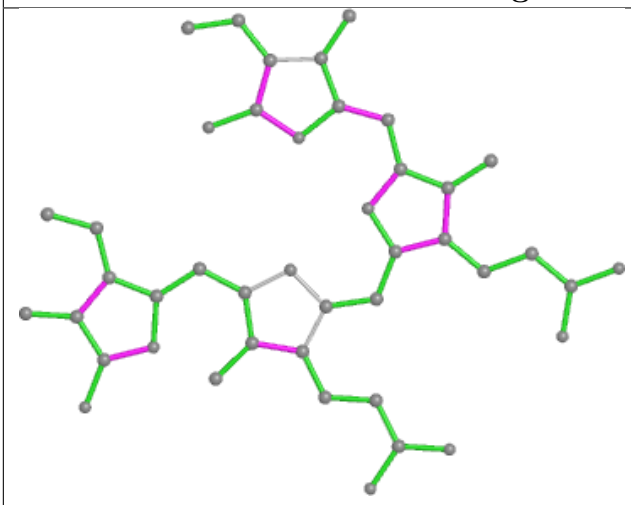

Bond lengths

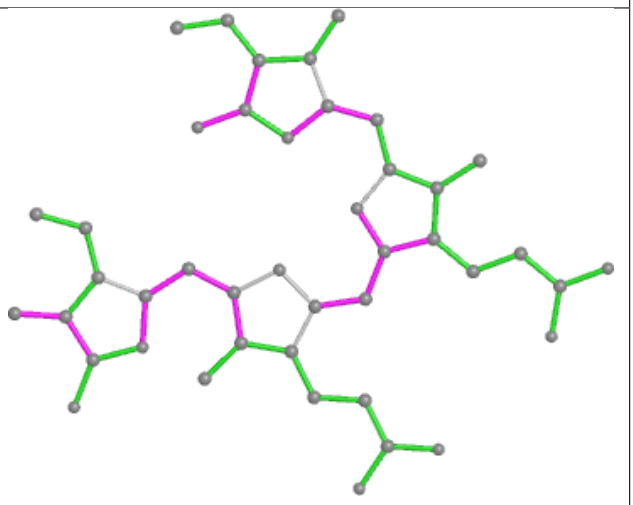

Bond angles

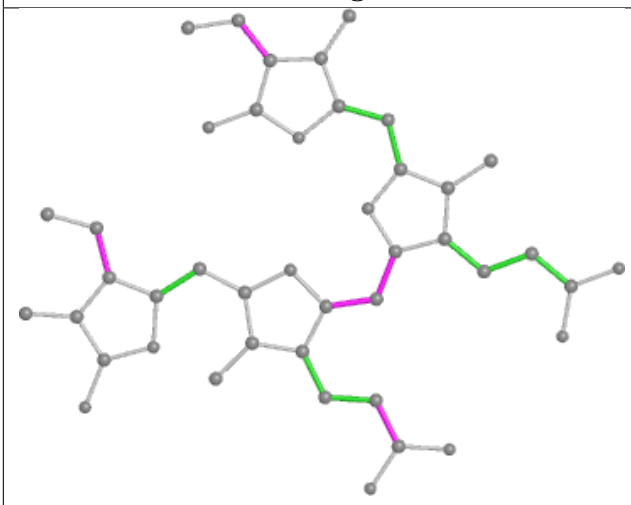

Torsions

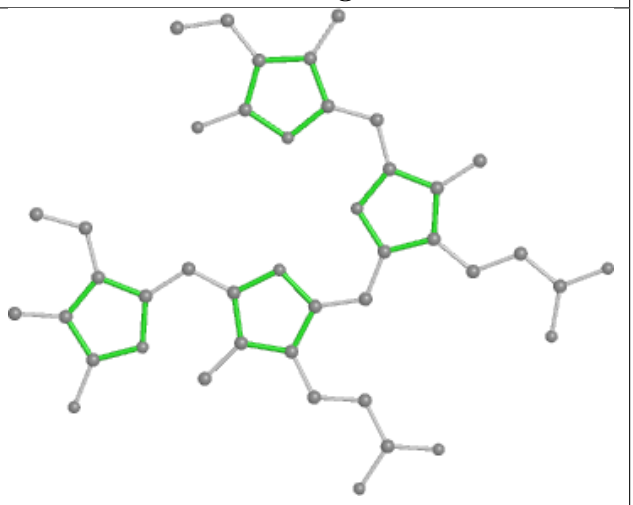

Rings

Ligand PEB iA 1002

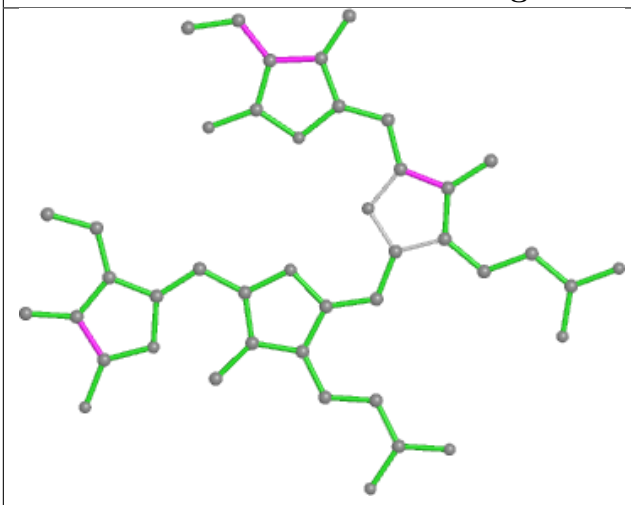

Bond lengths

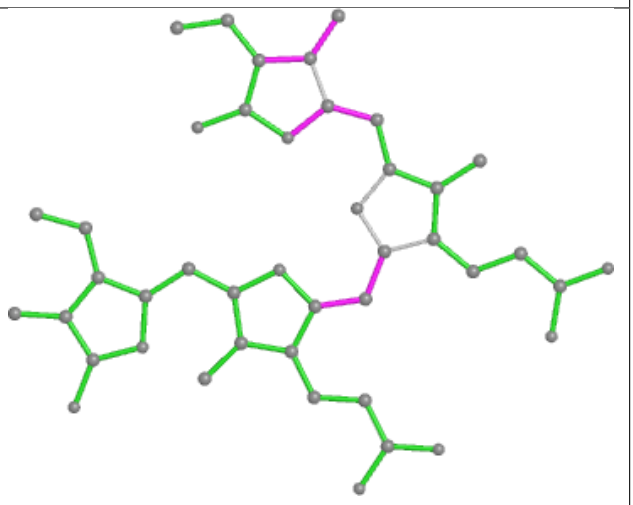

Bond angles

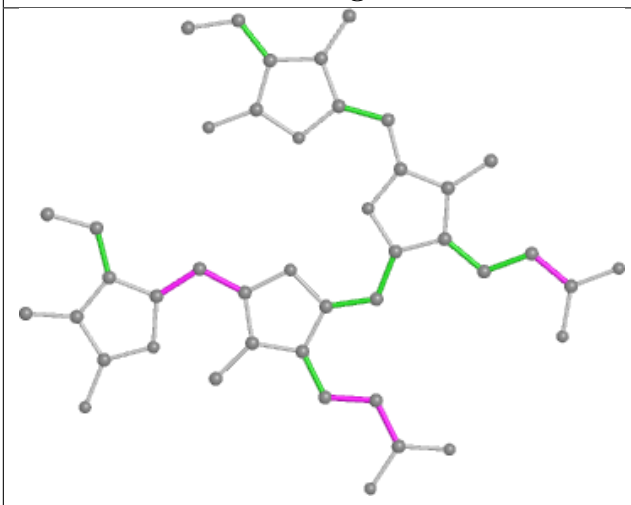

Torsions

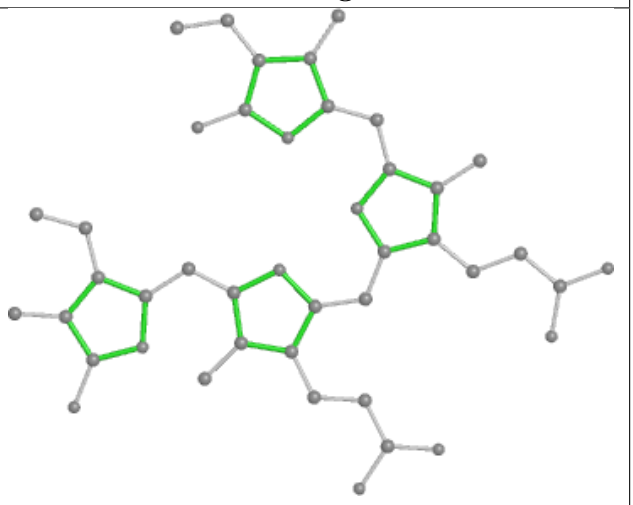

Rings

Ligand PEB li 201

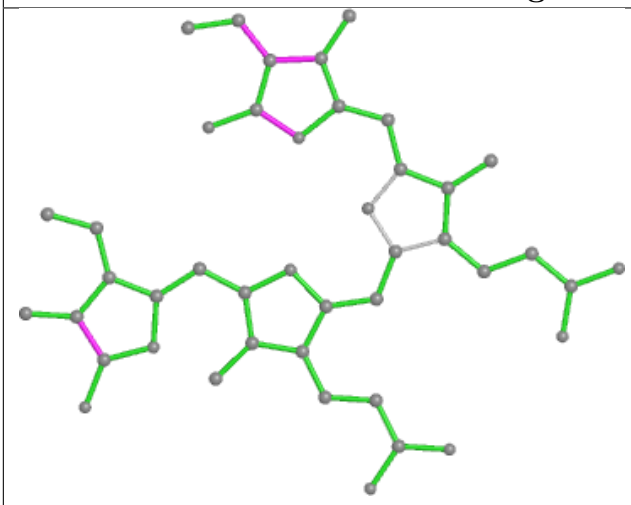

Bond lengths

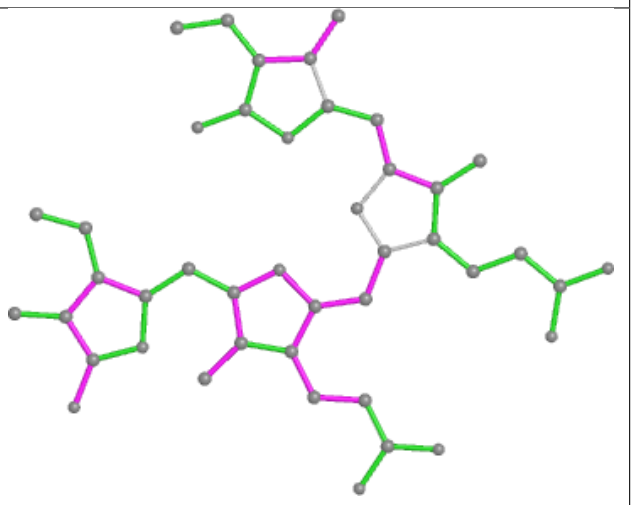

Bond angles

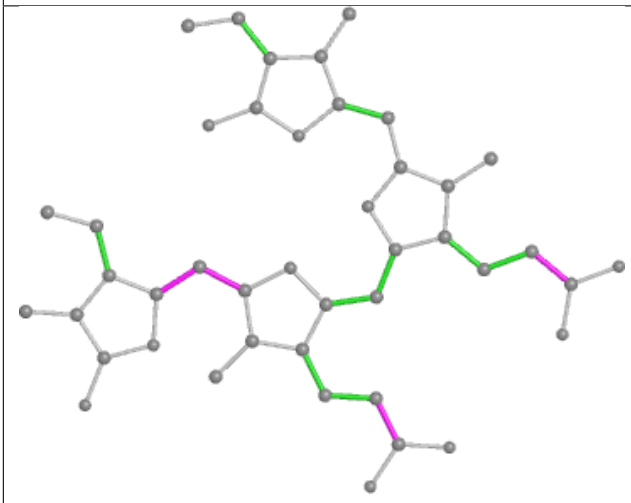

Torsions

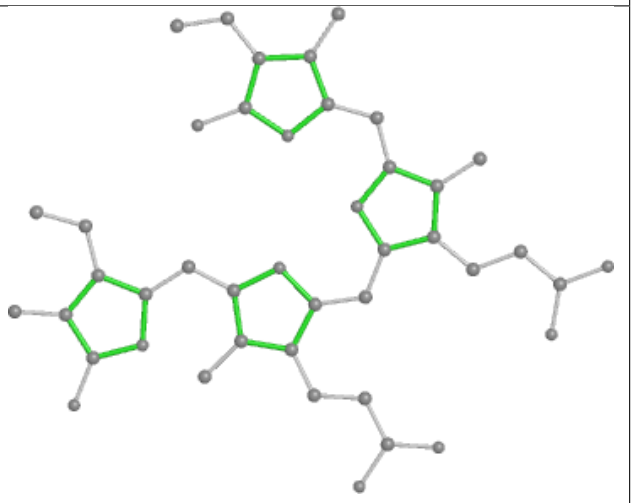

Rings

Ligand PEB fn 1001

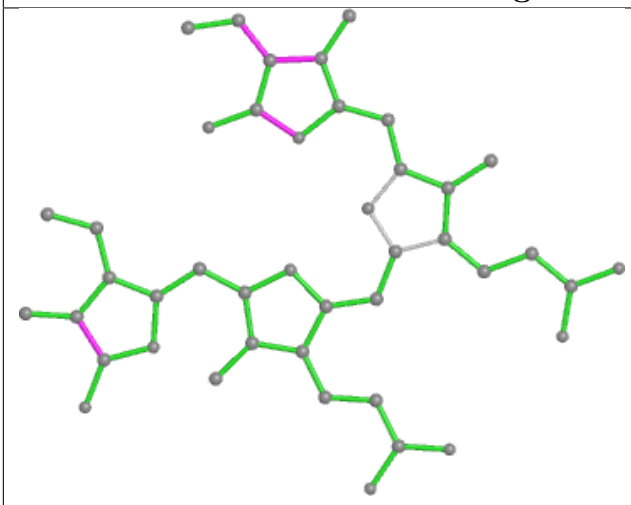

Bond lengths

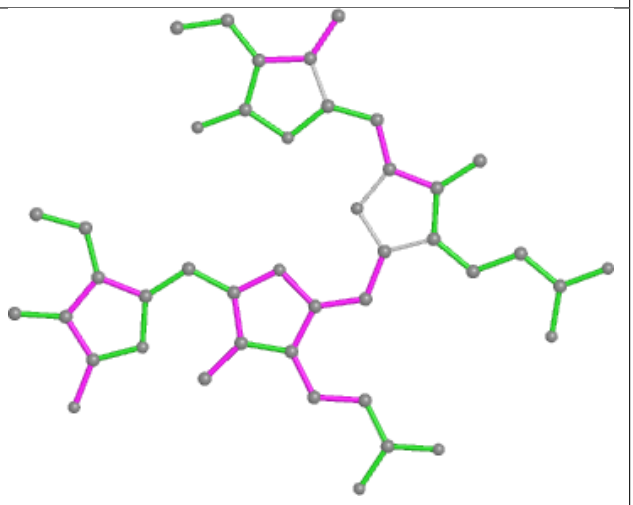

Bond angles

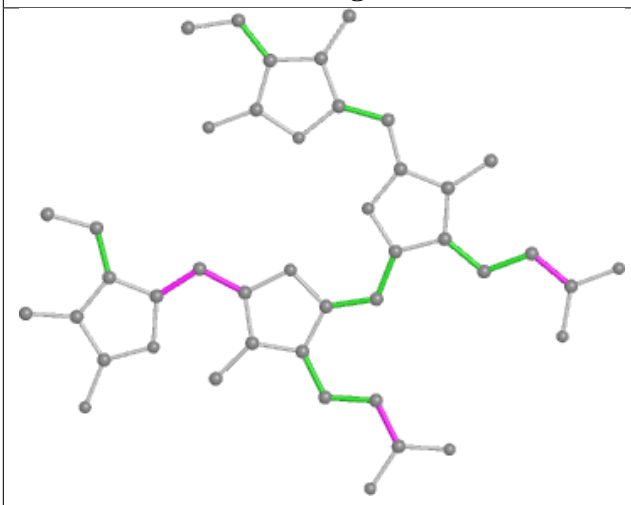

Torsions

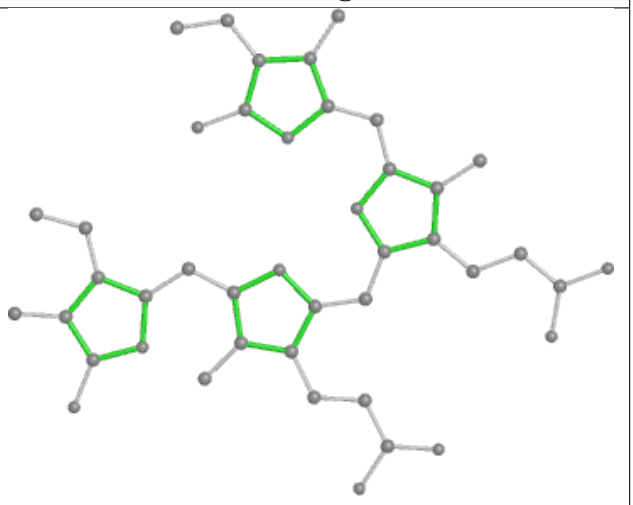

Rings

Ligand PEB F2 202

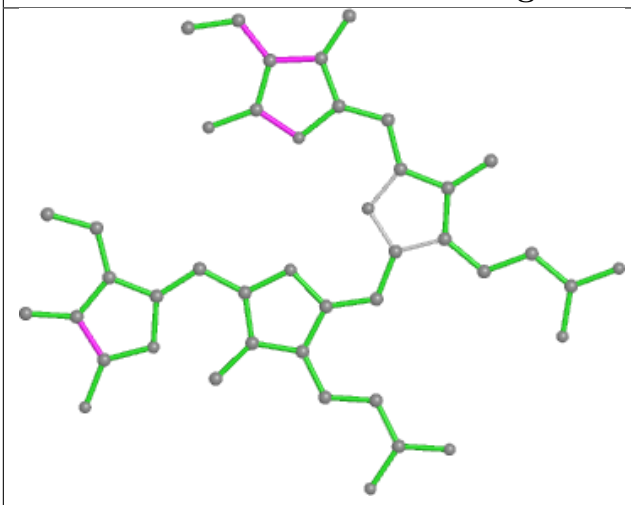

Bond lengths

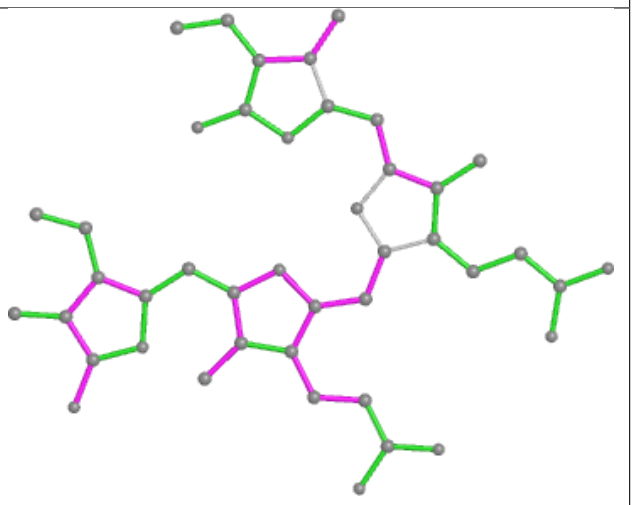

Bond angles

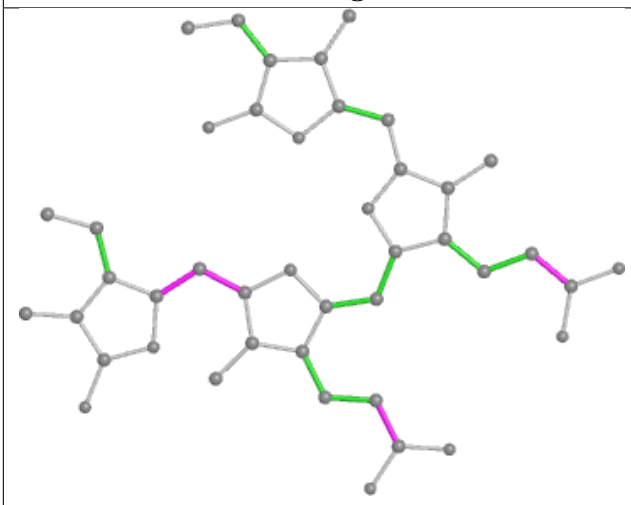

Torsions

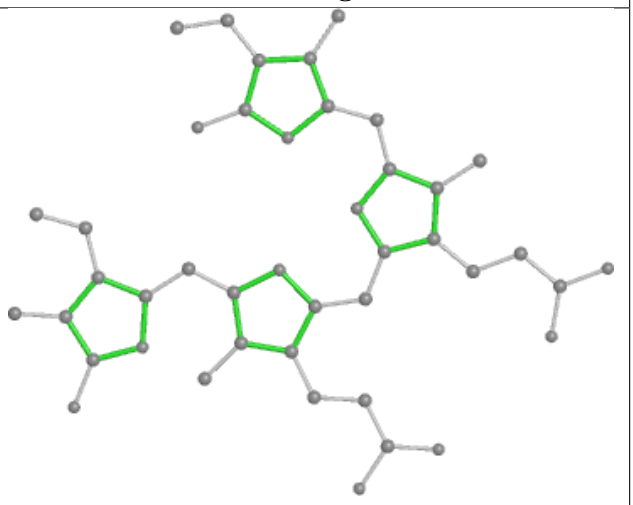

Rings

Ligand PEB db 201

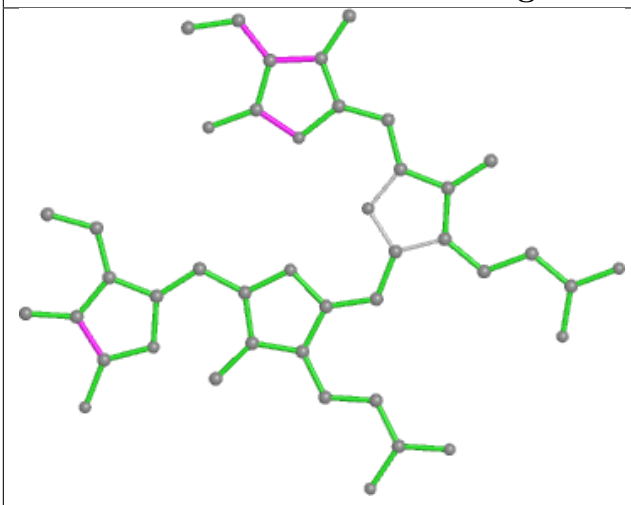

Bond lengths

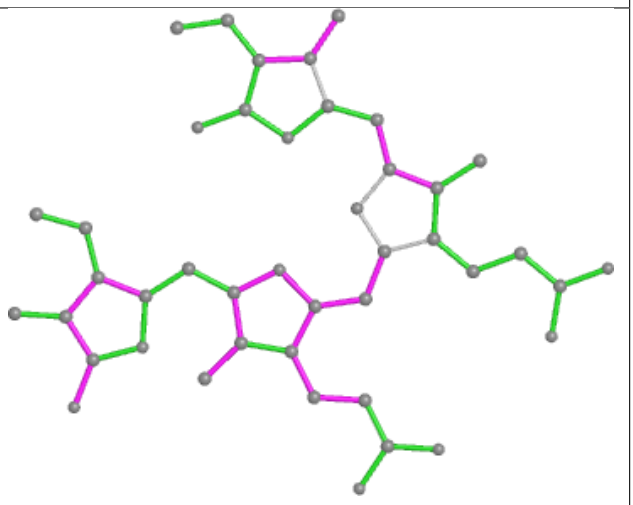

Bond angles

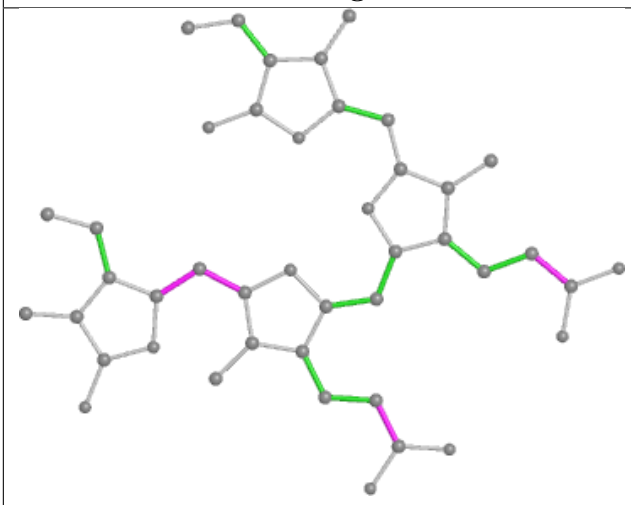

Torsions

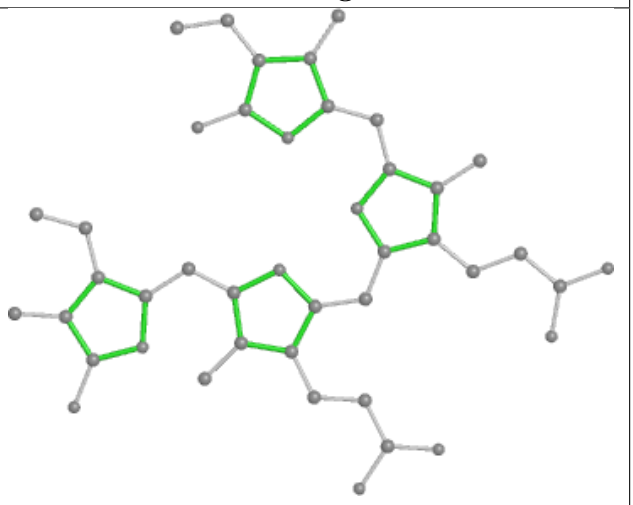

Rings

Ligand PEB p3 201

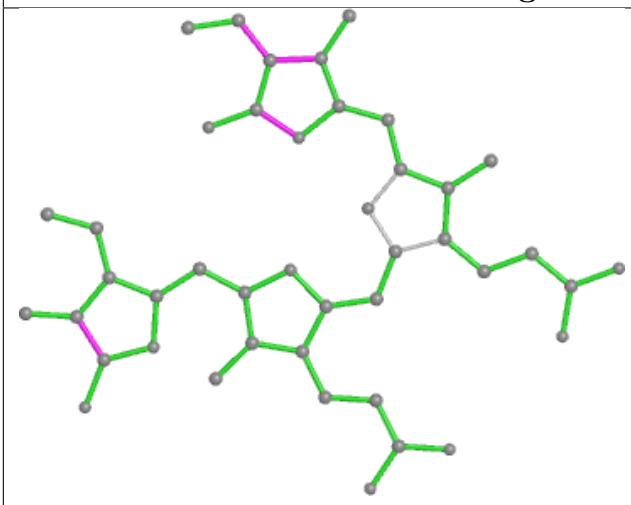

Bond lengths

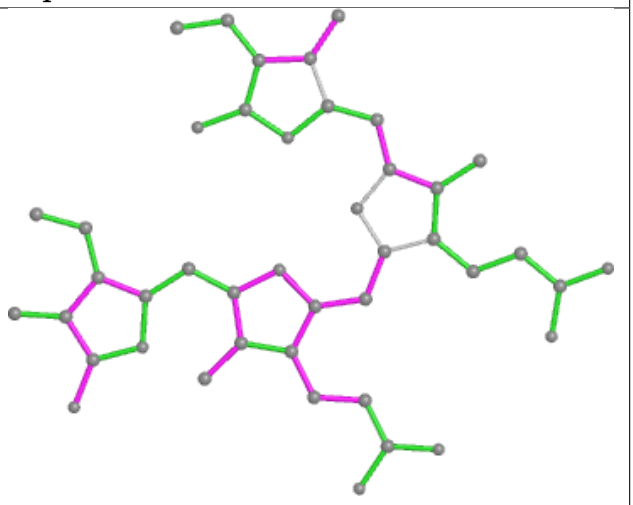

Bond angles

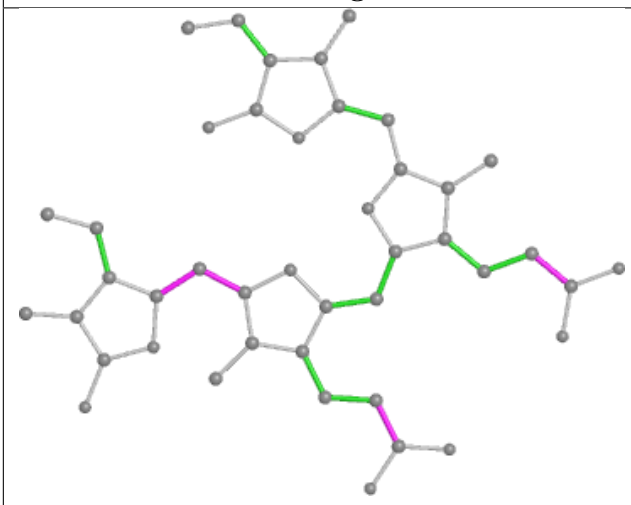

Torsions

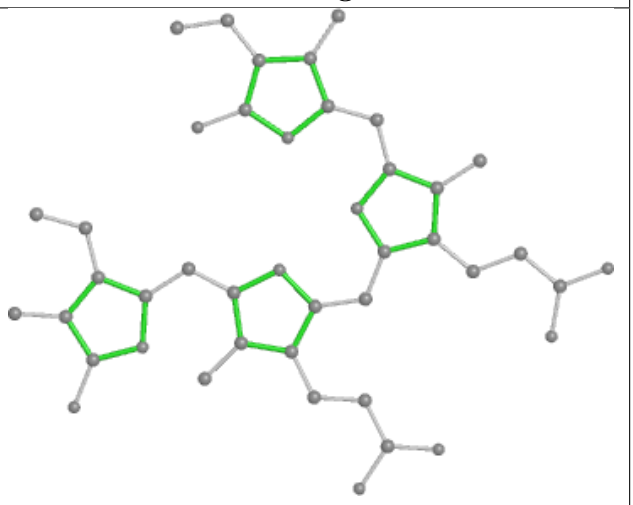

Rings

Ligand PUB ff 203

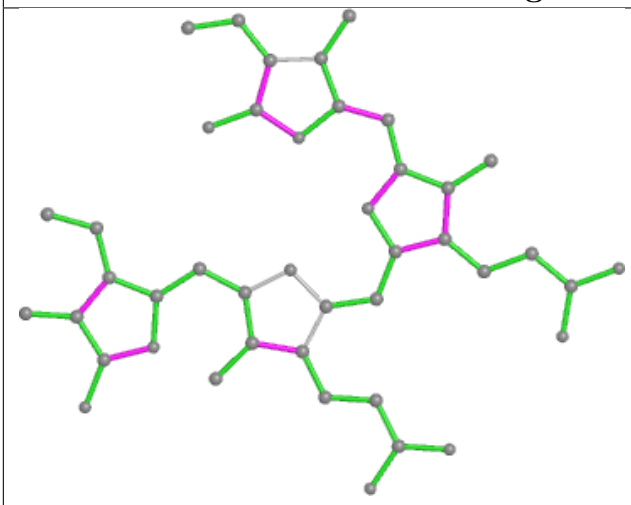

Bond lengths

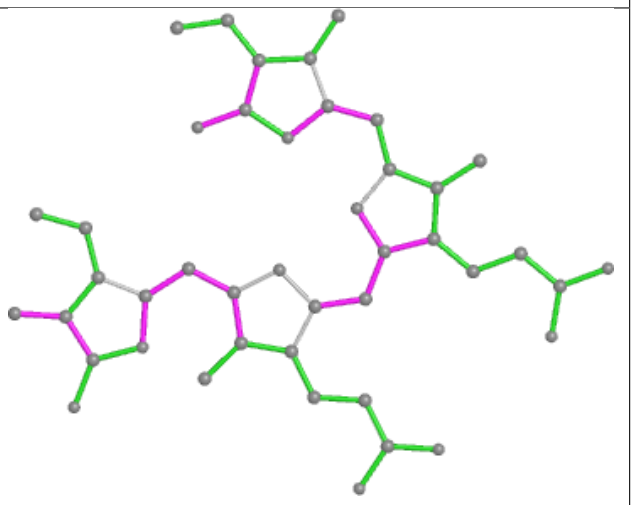

Bond angles

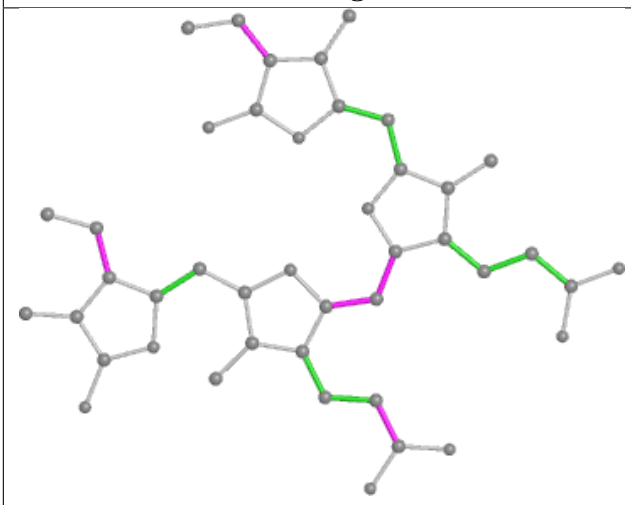

Torsions

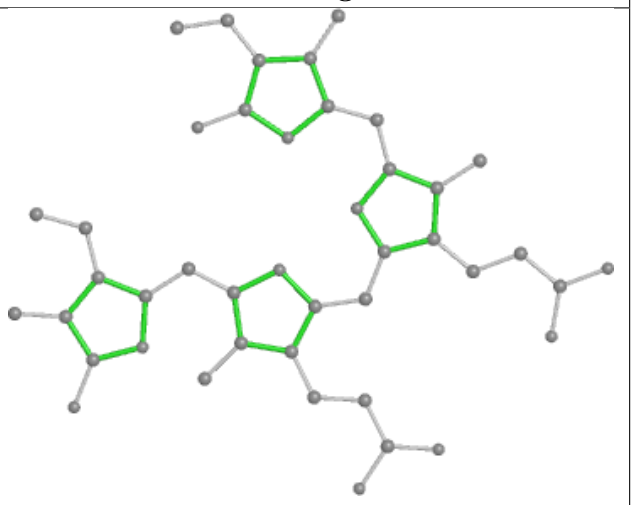

Rings

Ligand PEB o5 201

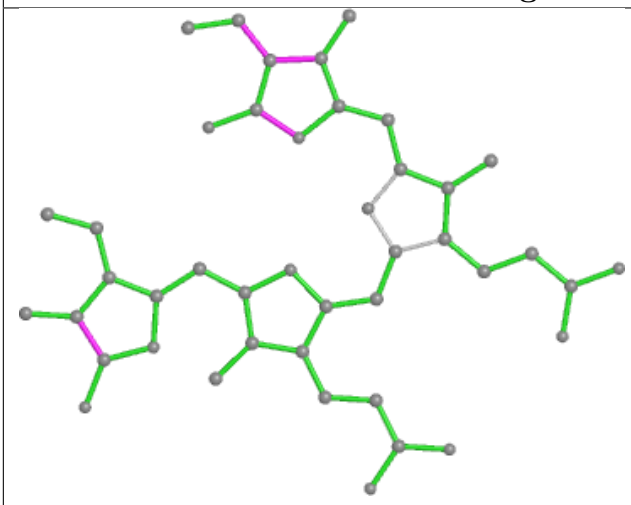

Bond lengths

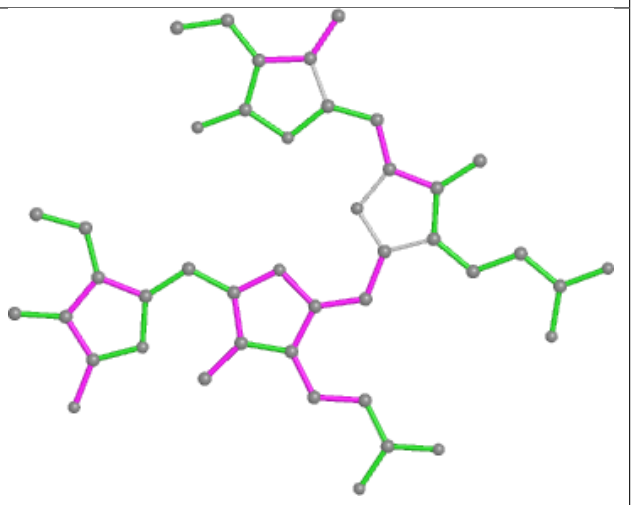

Bond angles

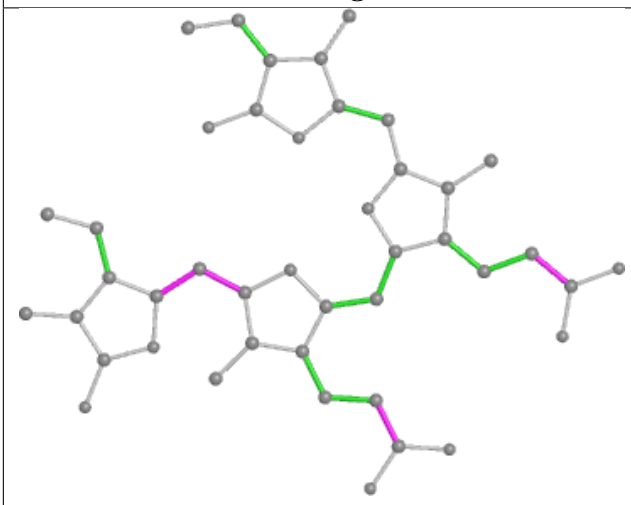

Torsions

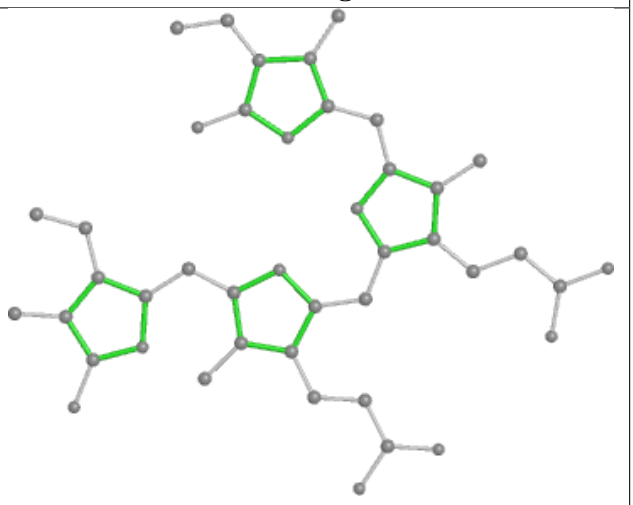

Rings

Ligand PEB cT 1002

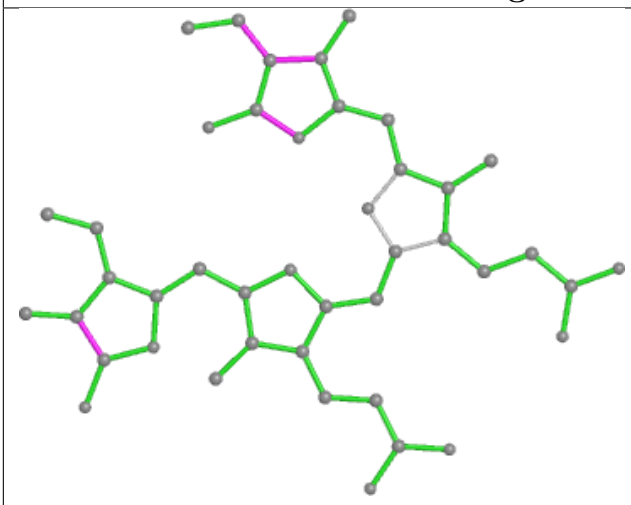

Bond lengths

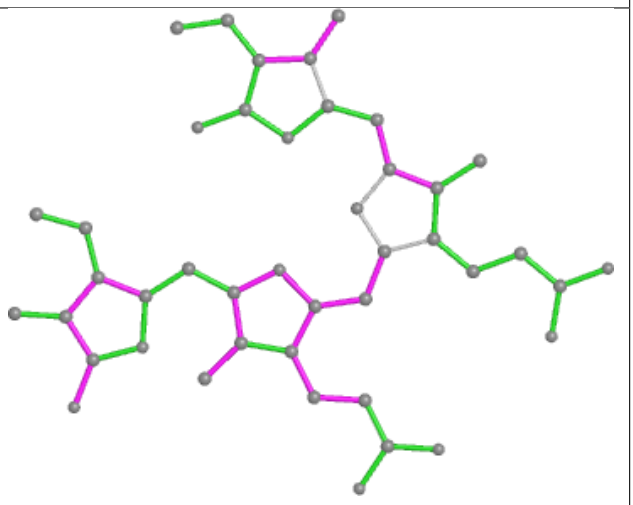

Bond angles

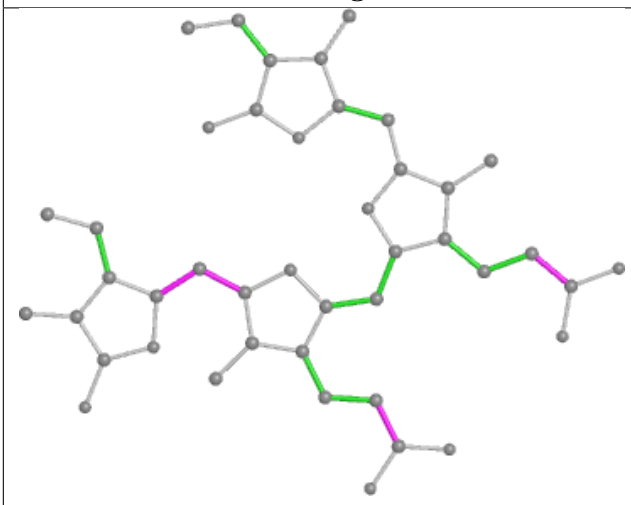

Torsions

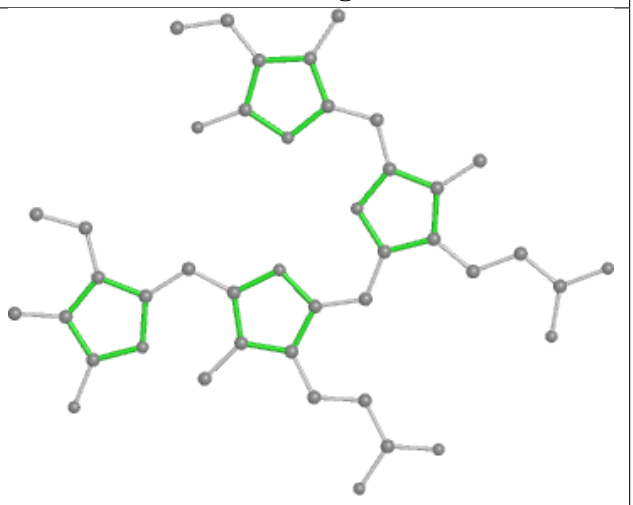

Rings

Ligand PUB H5 202

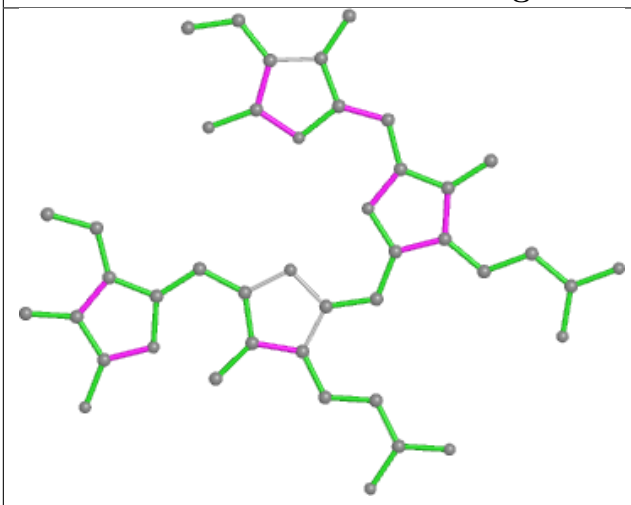

Bond lengths

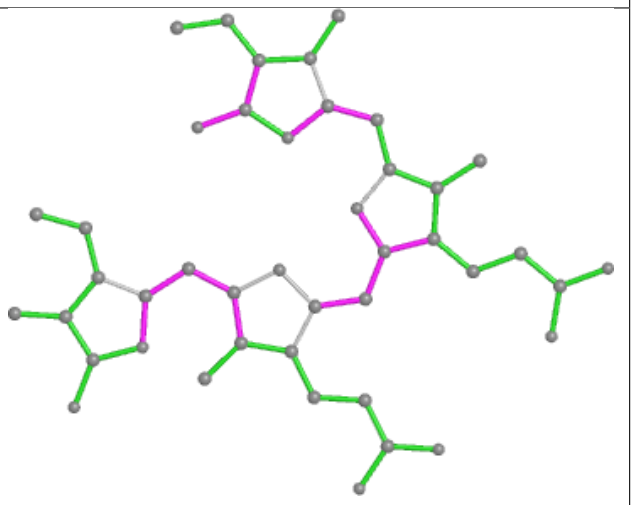

Bond angles

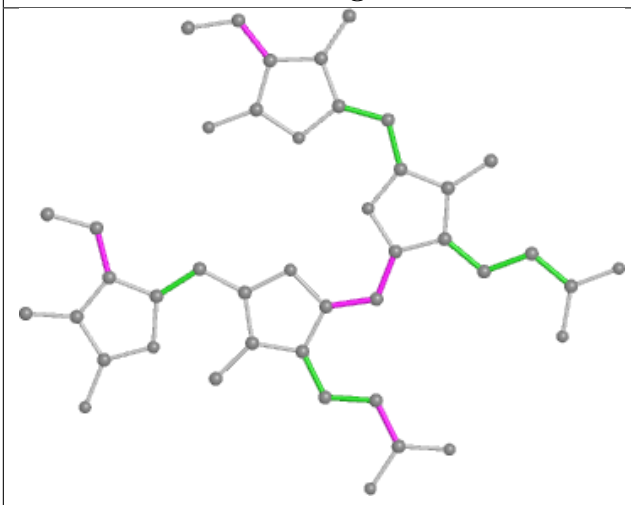

Torsions

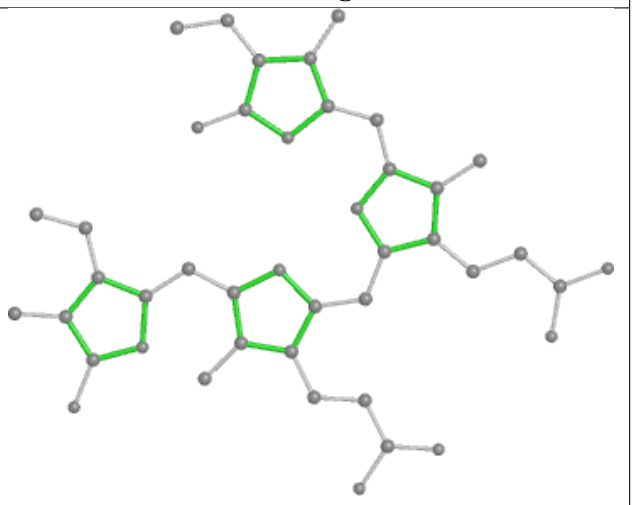

Rings

Ligand PEB cM 201

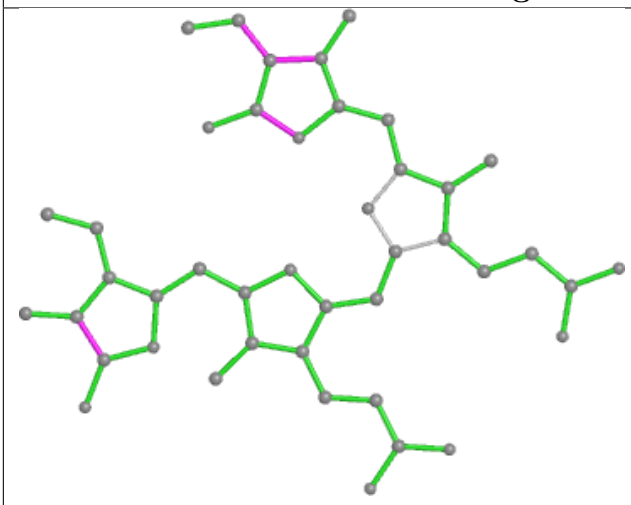

Bond lengths

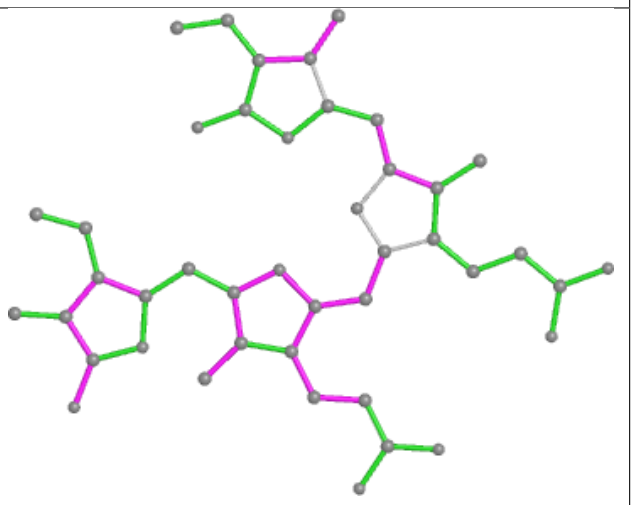

Bond angles

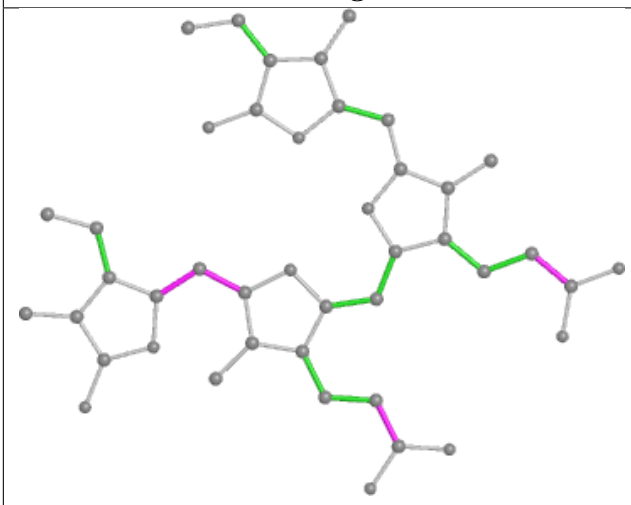

Torsions

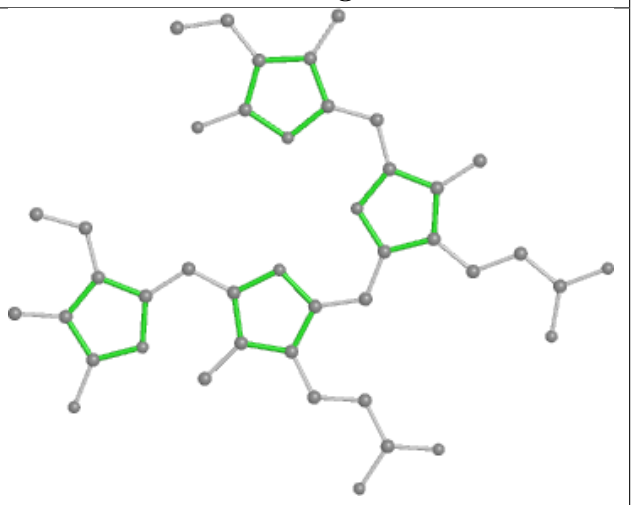

Rings

Ligand PEB fd 302

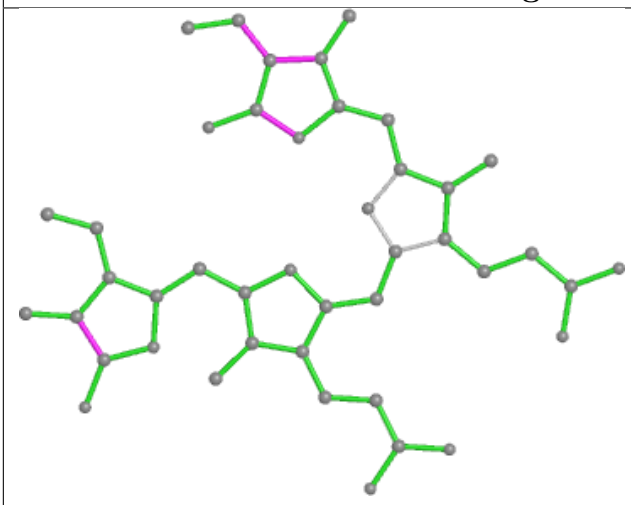

Bond lengths

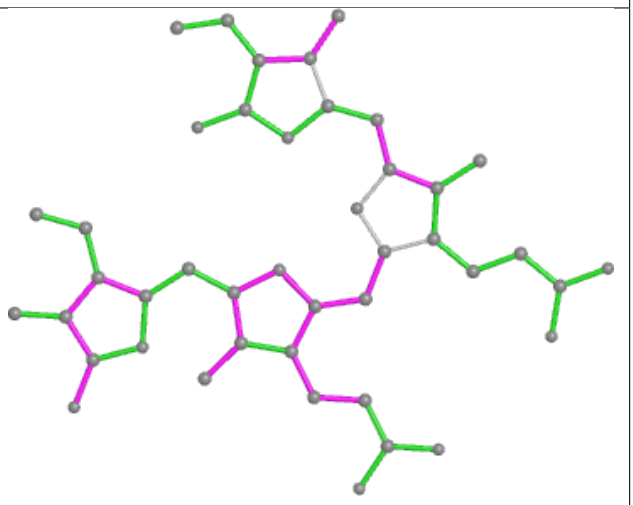

Bond angles

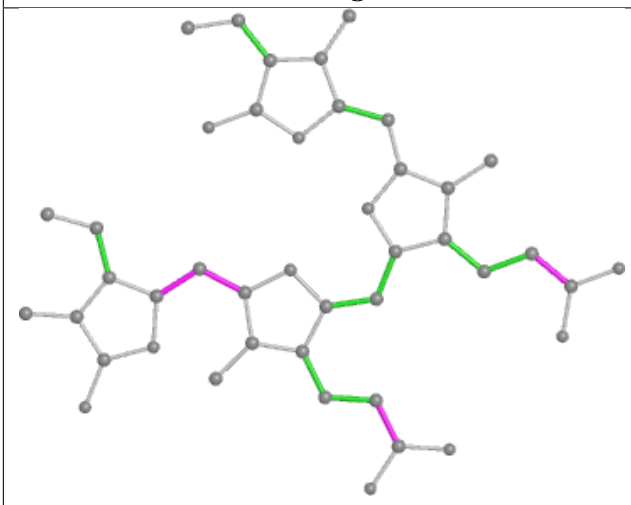

Torsions

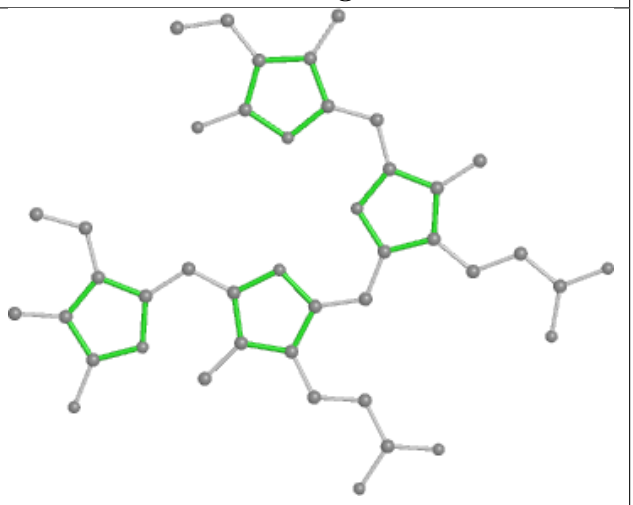

Rings

Ligand PUB p2 203

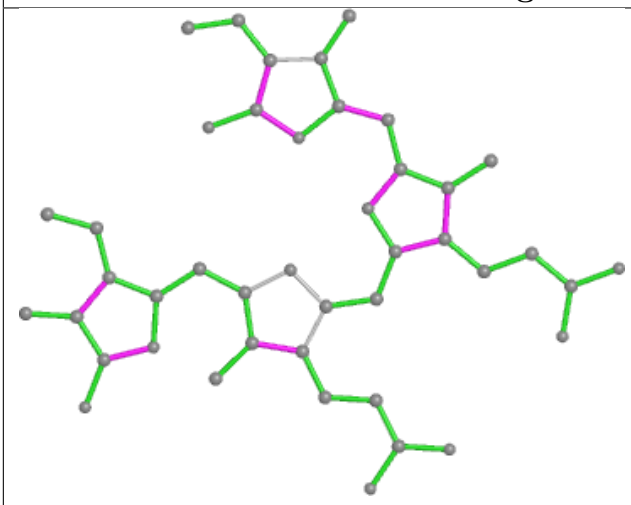

Bond lengths

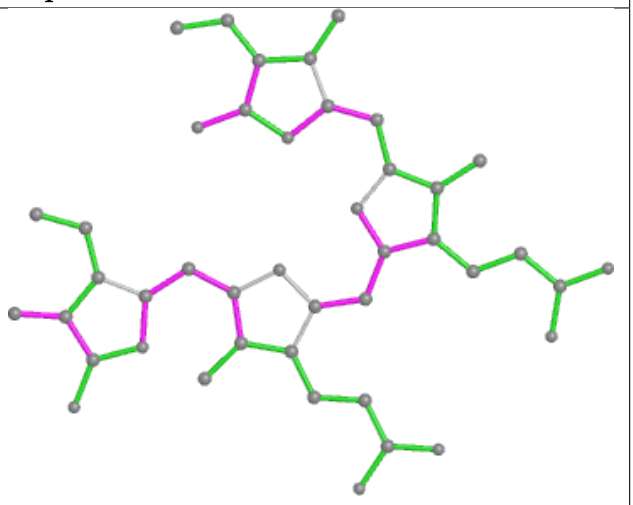

Bond angles

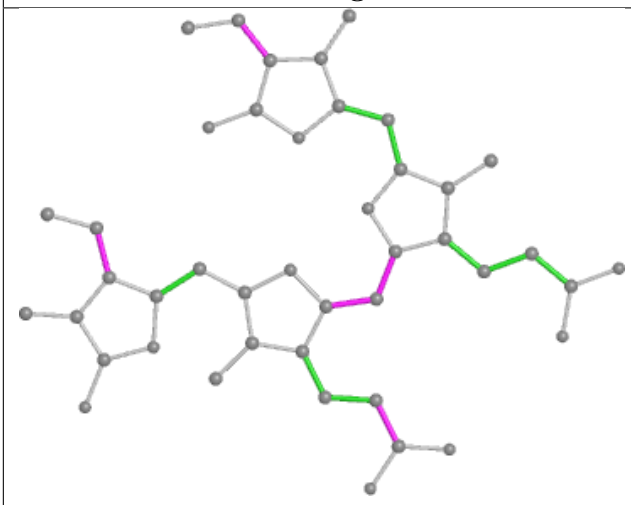

Torsions

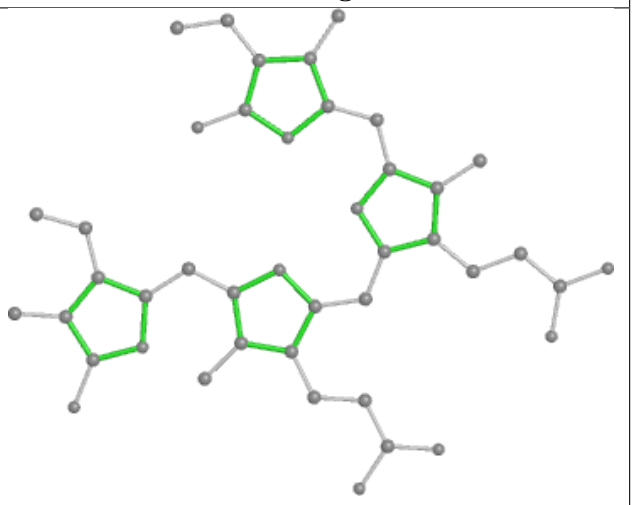

Rings

Ligand PEB bB 202

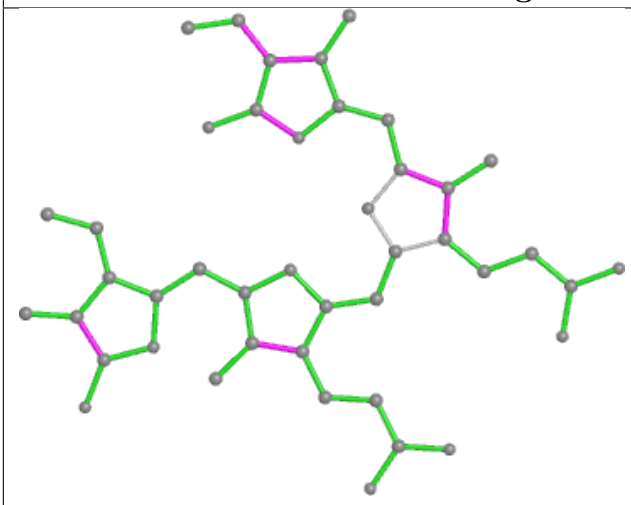

Bond lengths

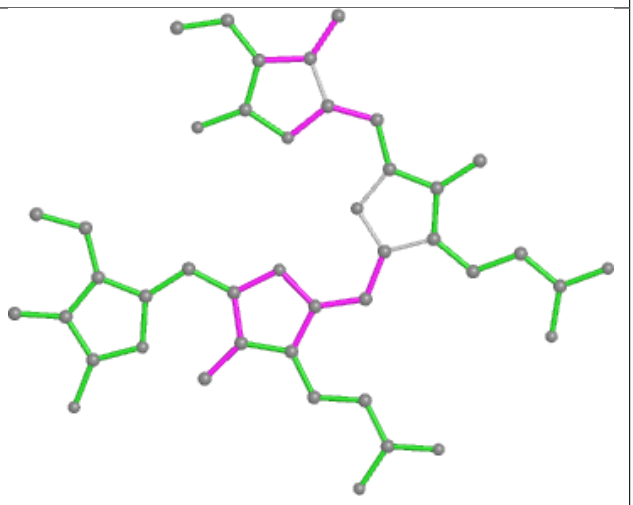

Bond angles

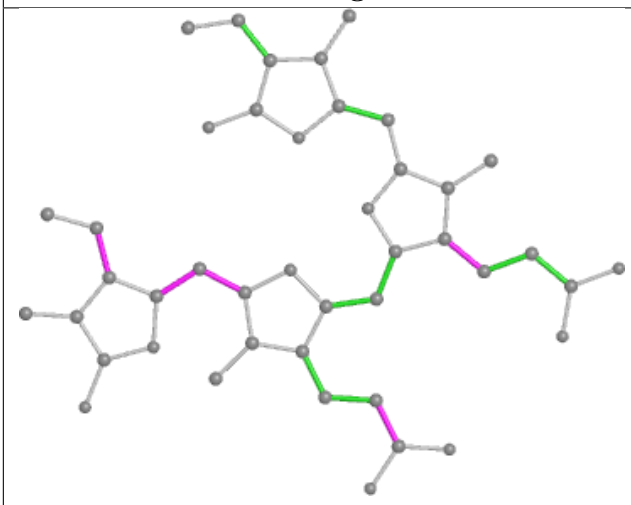

Torsions

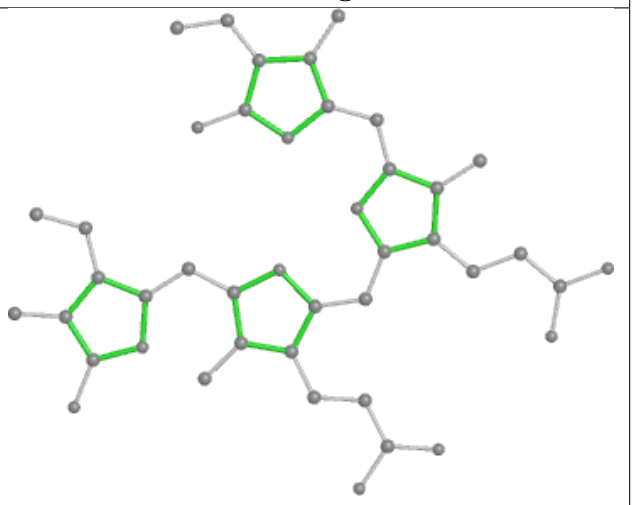

Rings

Ligand PEB o6 202

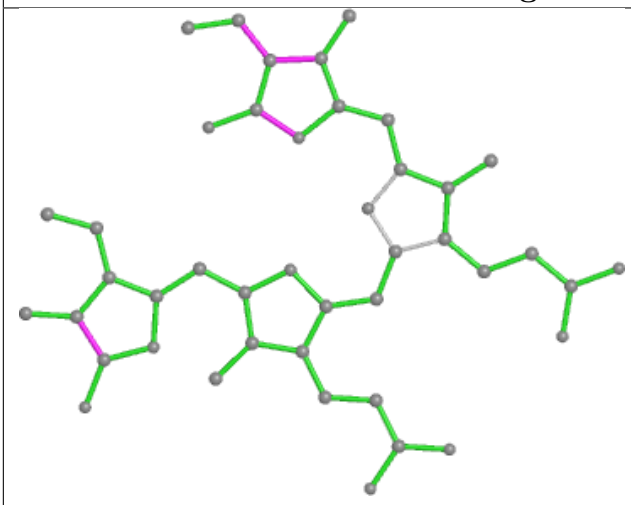

Bond lengths

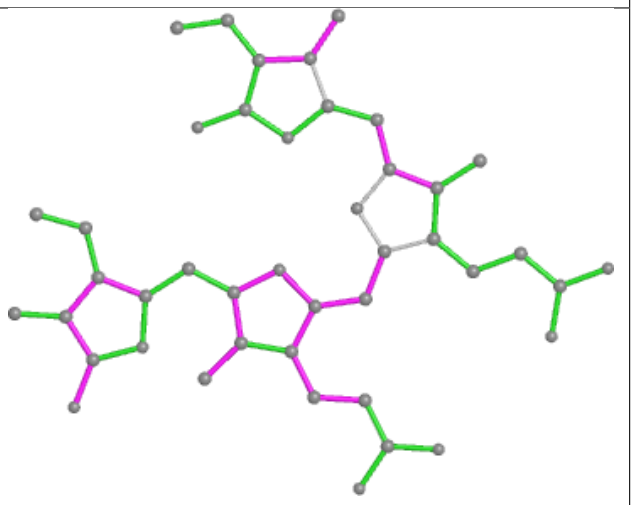

Bond angles

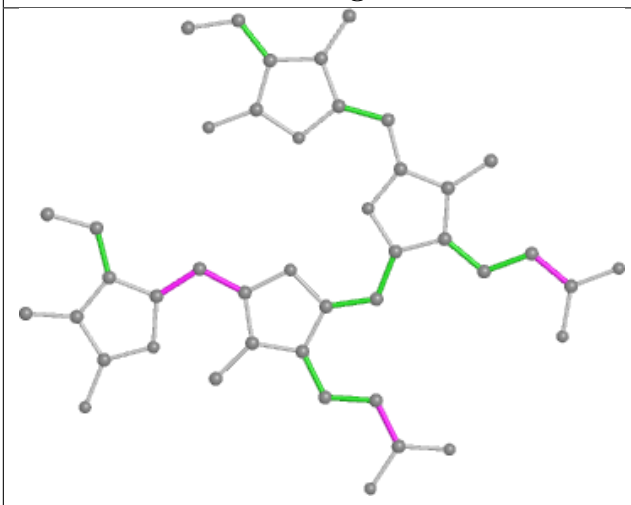

Torsions

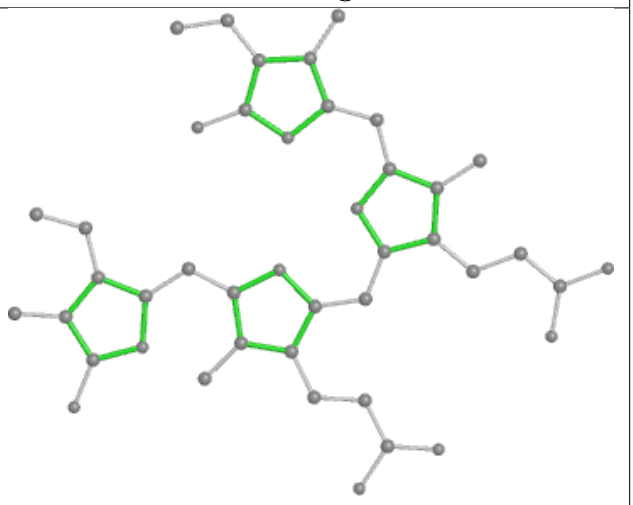

Rings

Ligand PEB bX 401

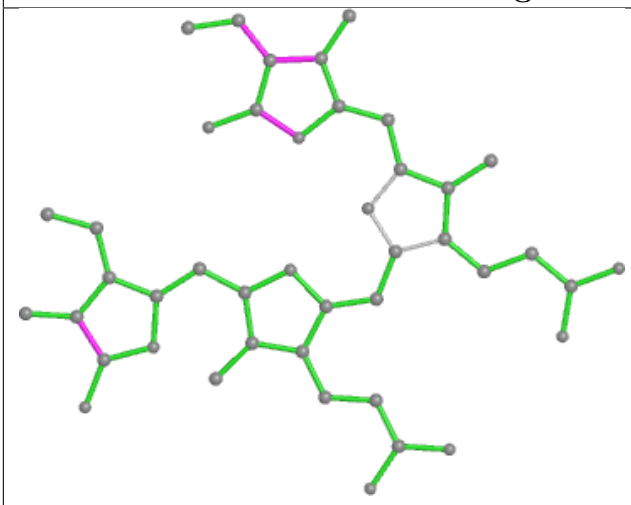

Bond lengths

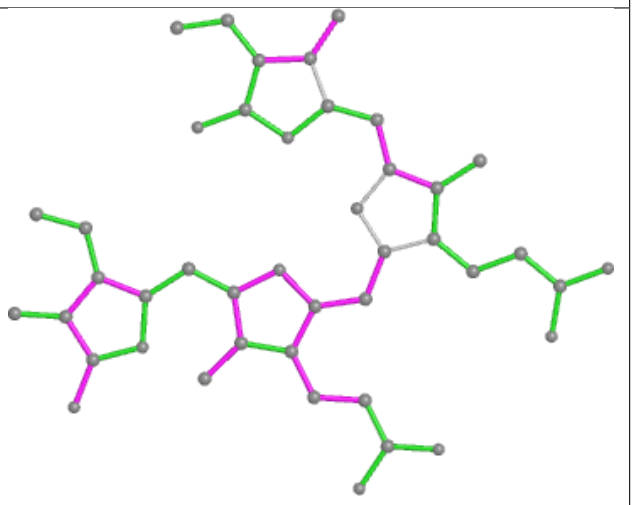

Bond angles

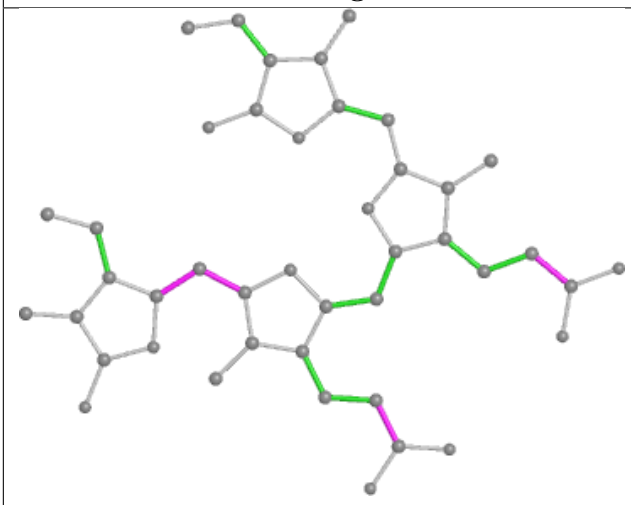

Torsions

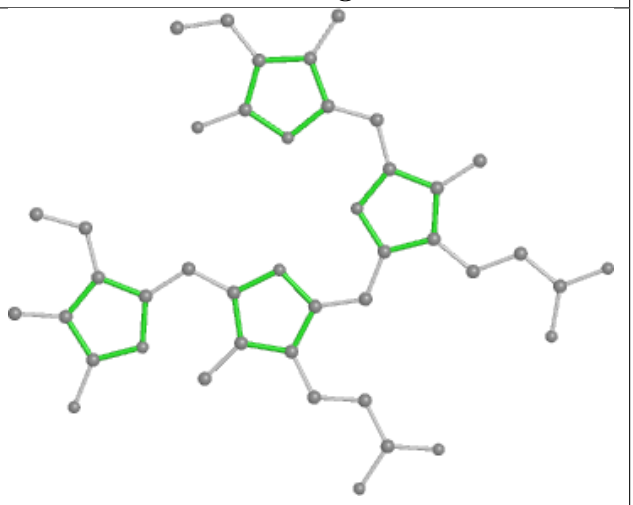

Rings

Ligand PEB D8 201

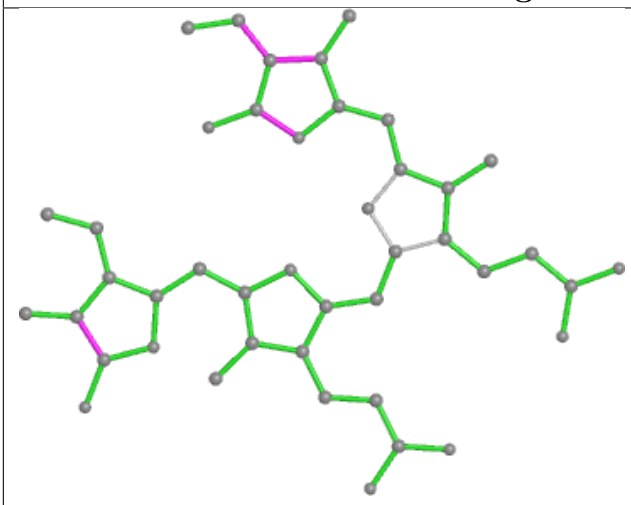

Bond lengths

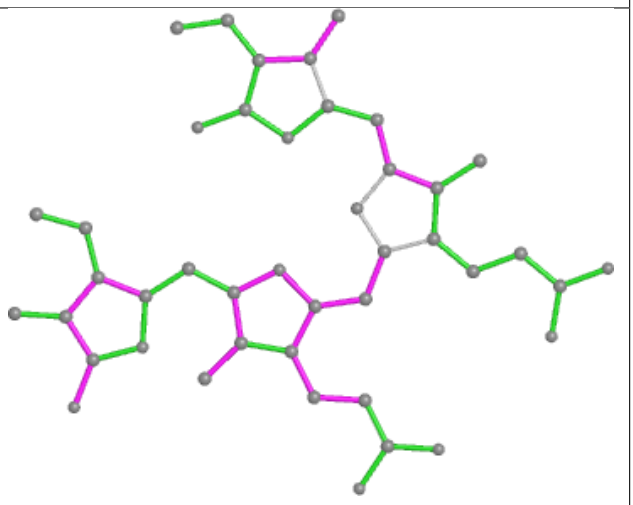

Bond angles

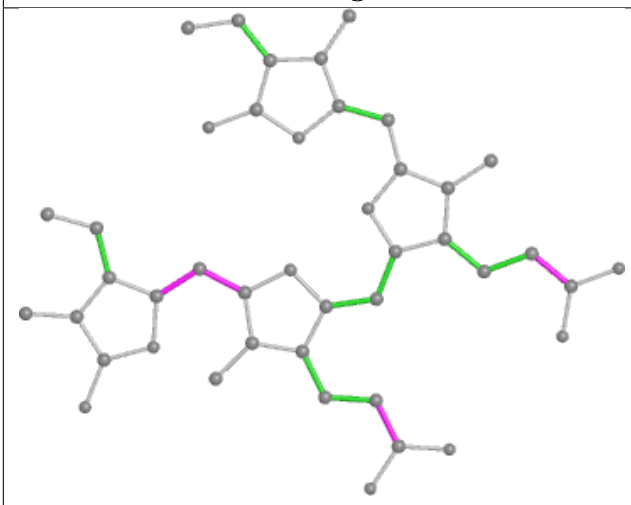

Torsions

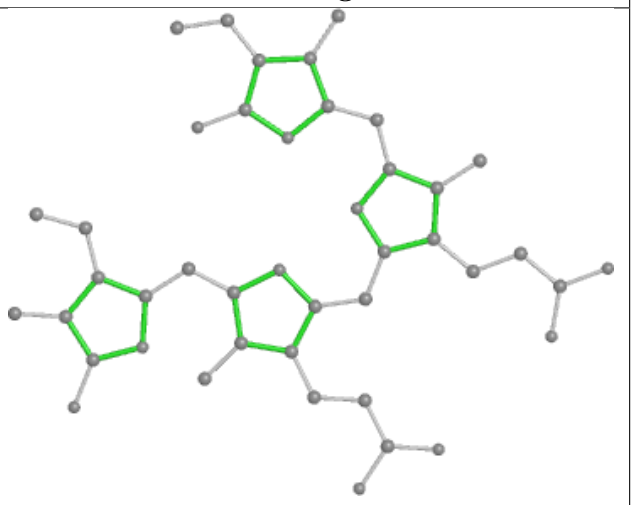

Rings

Ligand PEB iD 1002

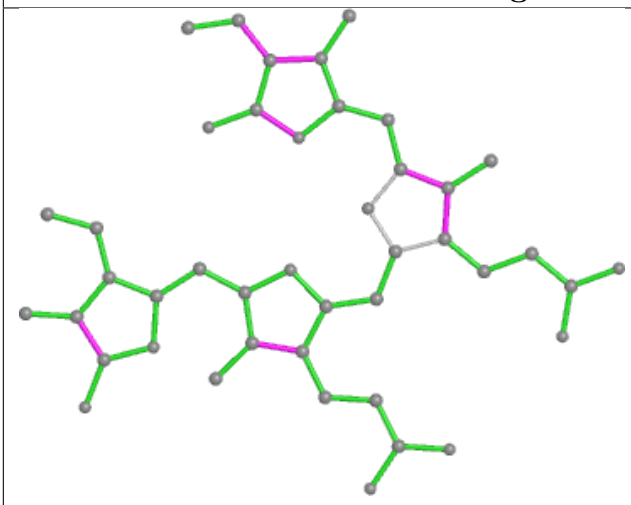

Bond lengths

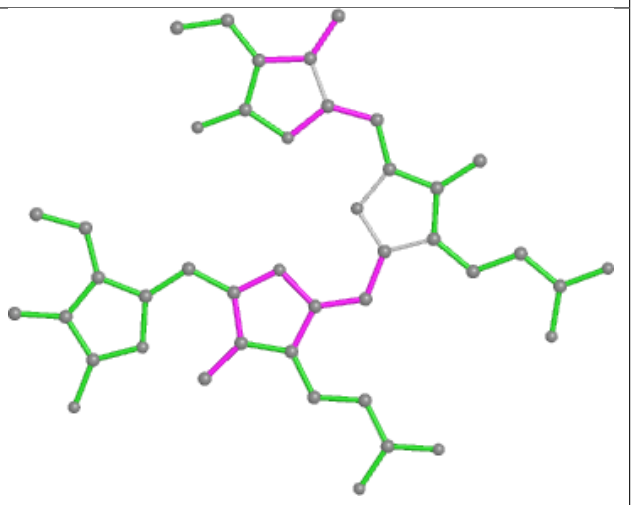

Bond angles

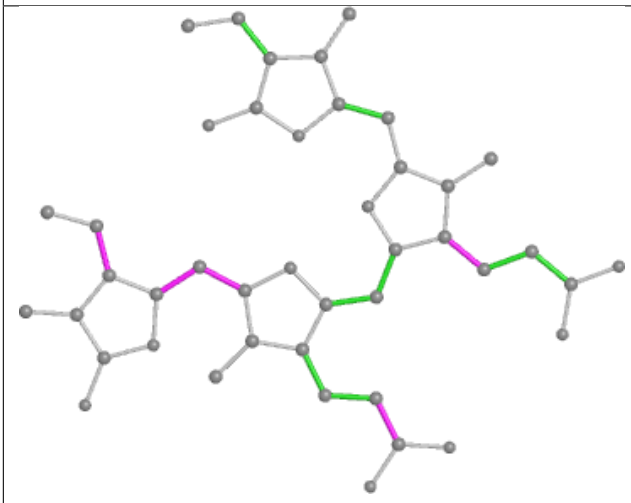

Torsions

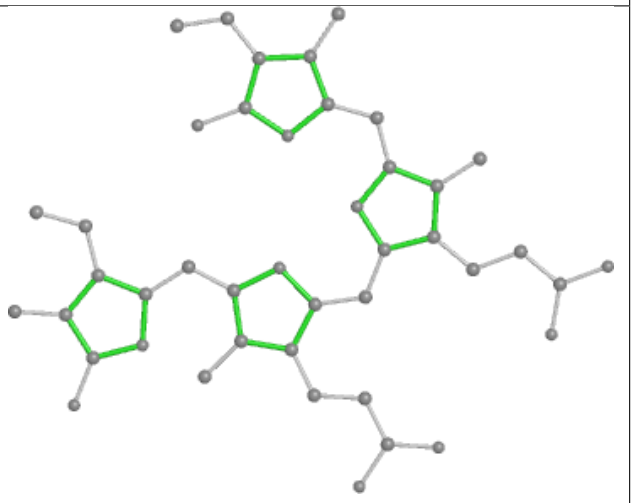

Rings

Ligand PEB V4 201

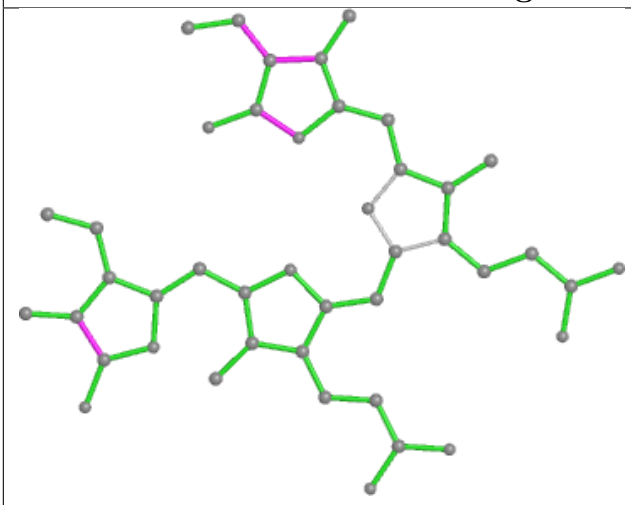

Bond lengths

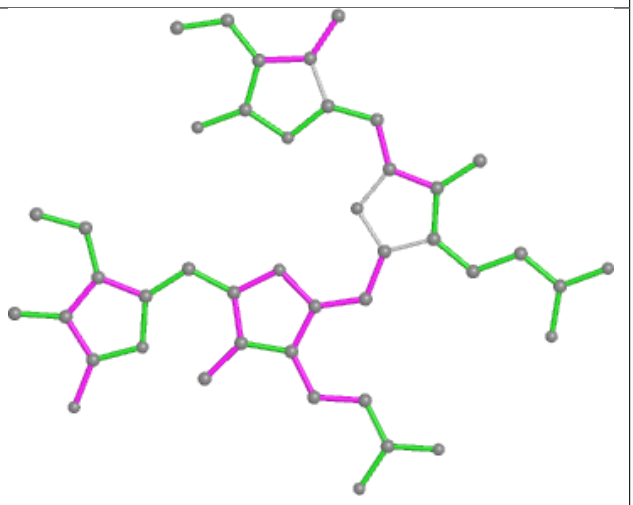

Bond angles

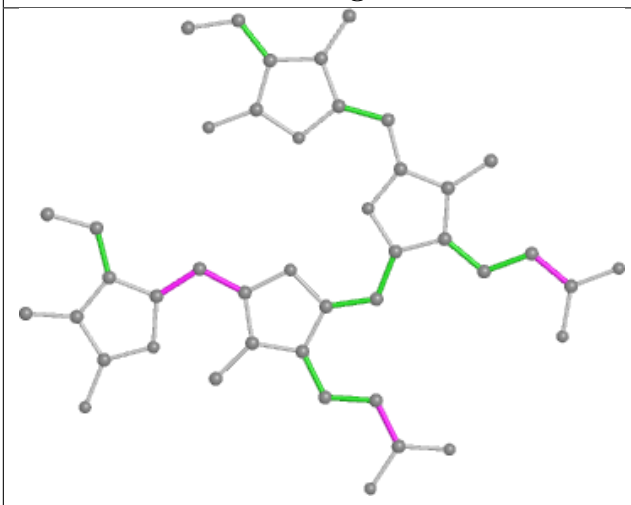

Torsions

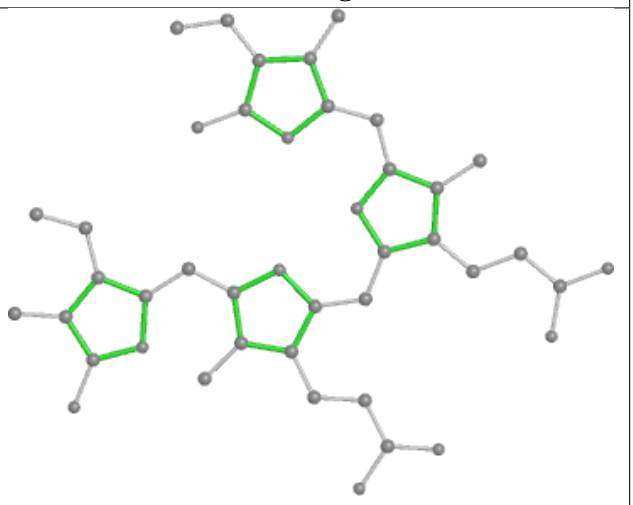

Rings

Ligand CYC a2 902

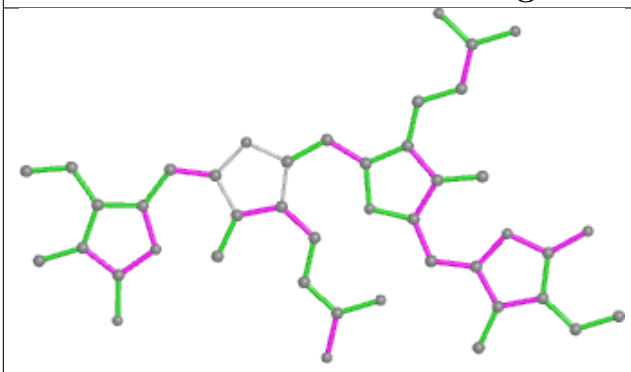

Bond lengths

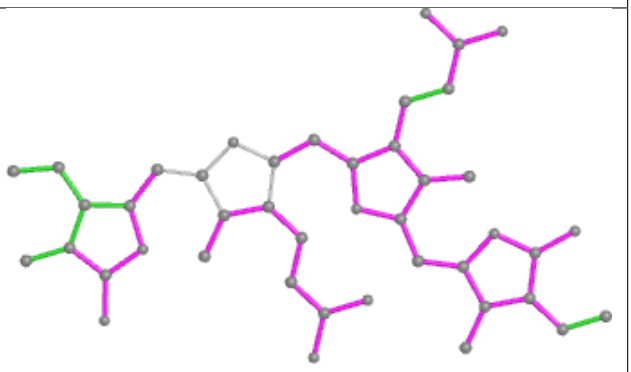

Bond angles

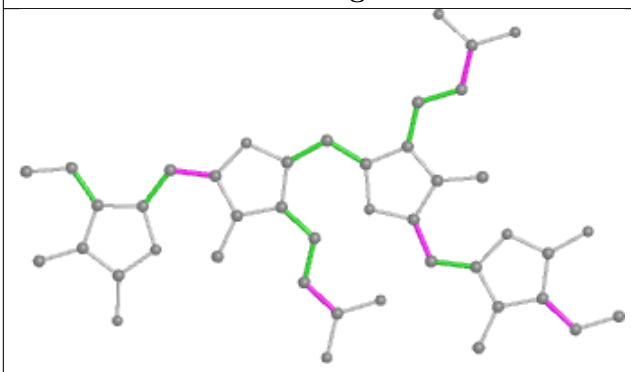

Torsions

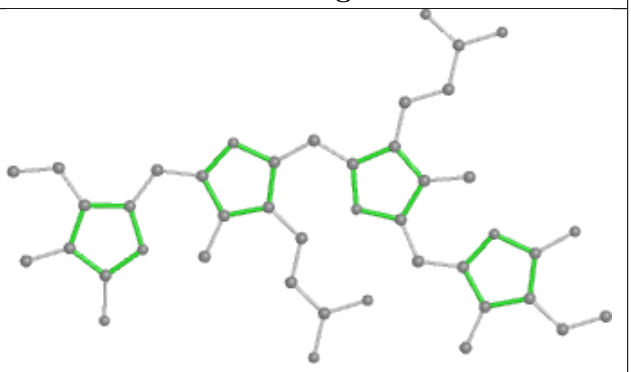

Rings

Ligand PEB u7 201

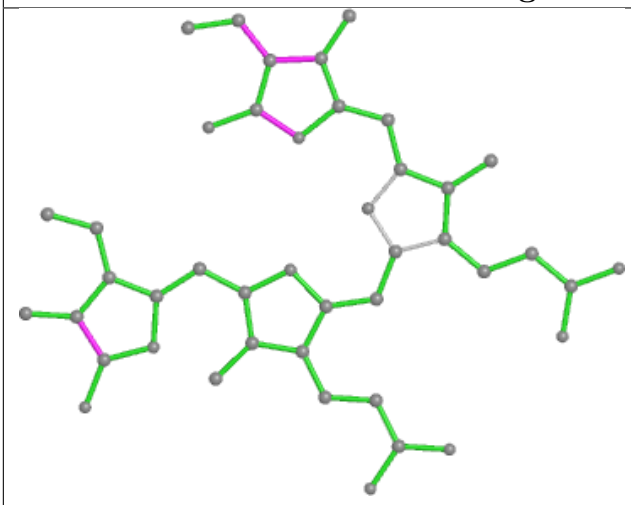

Bond lengths

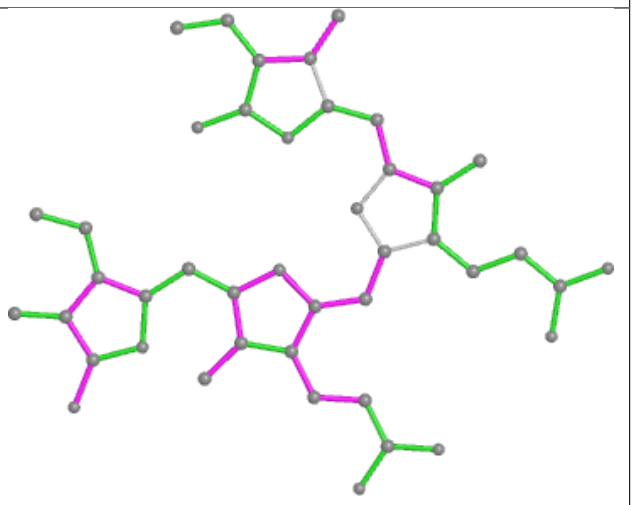

Bond angles

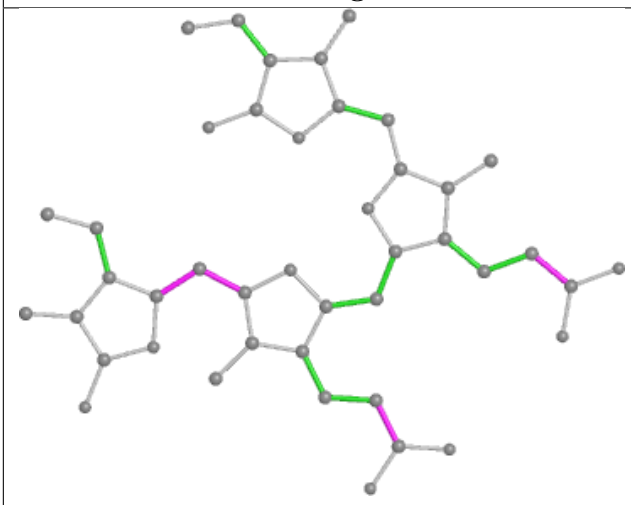

Torsions

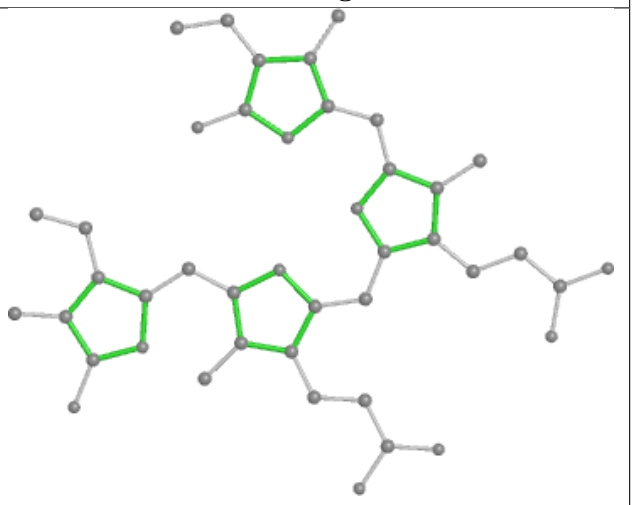

Rings

Ligand PEB k6 1002

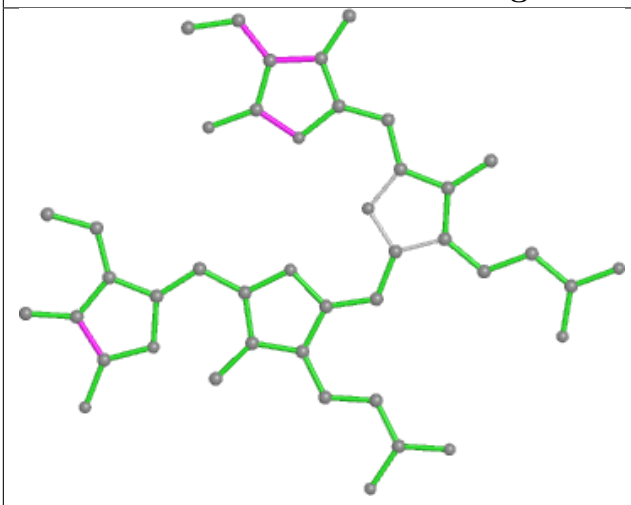

Bond lengths

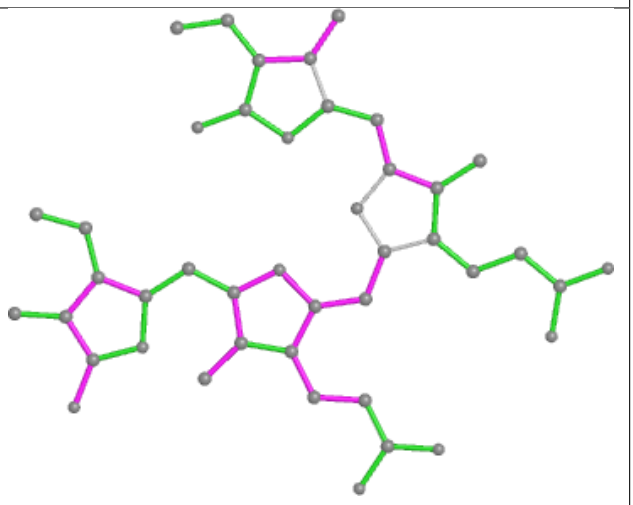

Bond angles

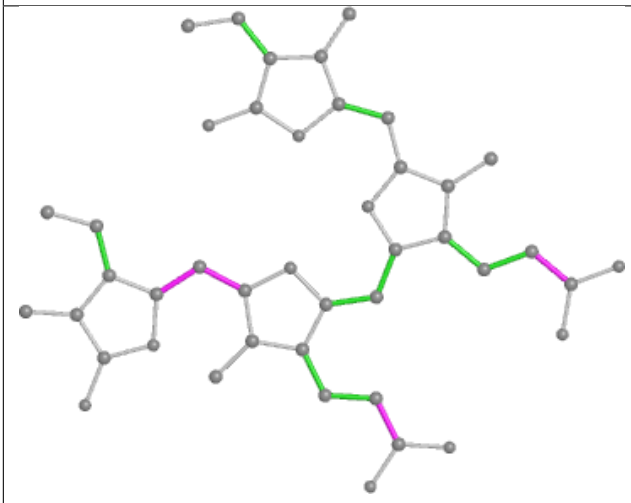

Torsions

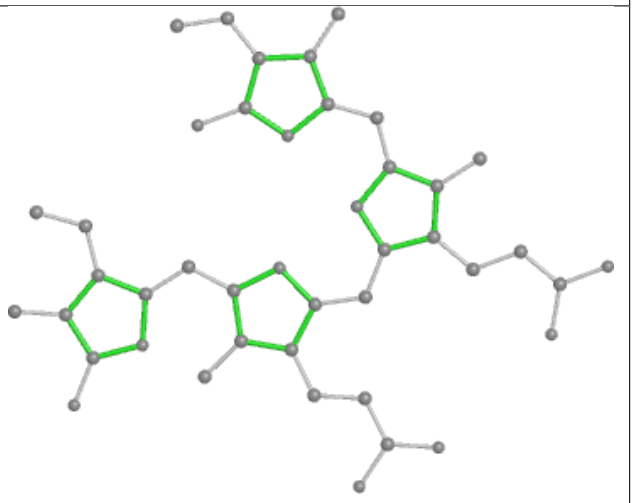

Rings

Ligand PEB bY 1003

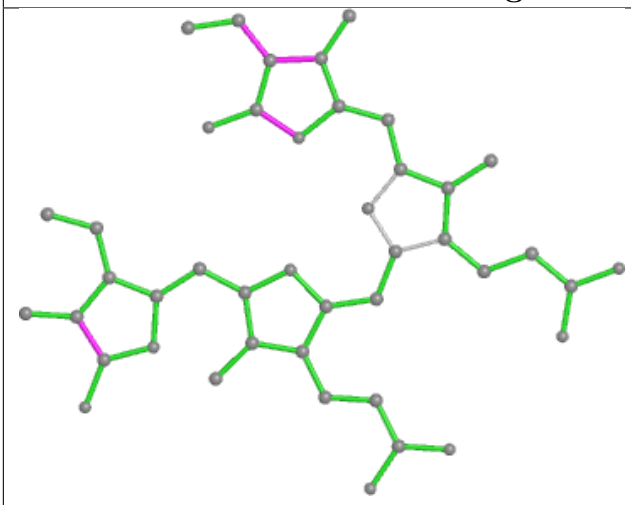

Bond lengths

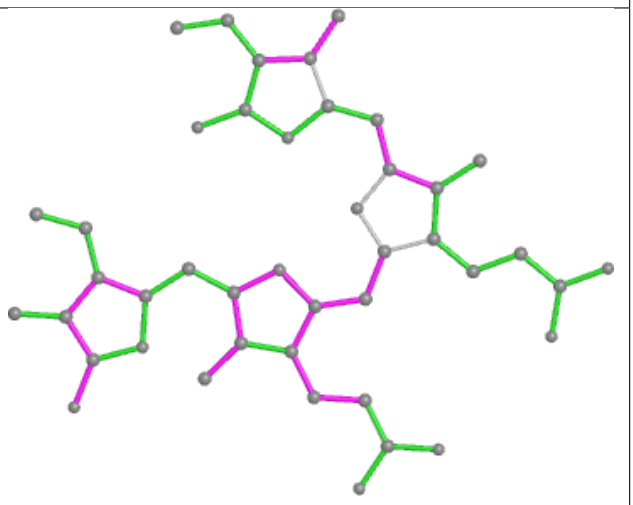

Bond angles

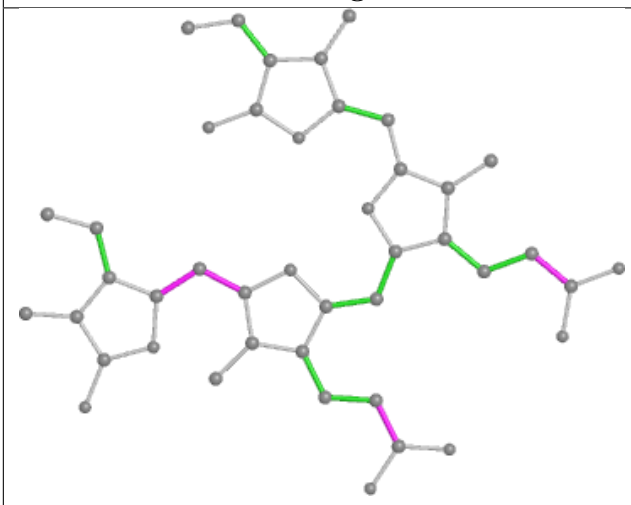

Torsions

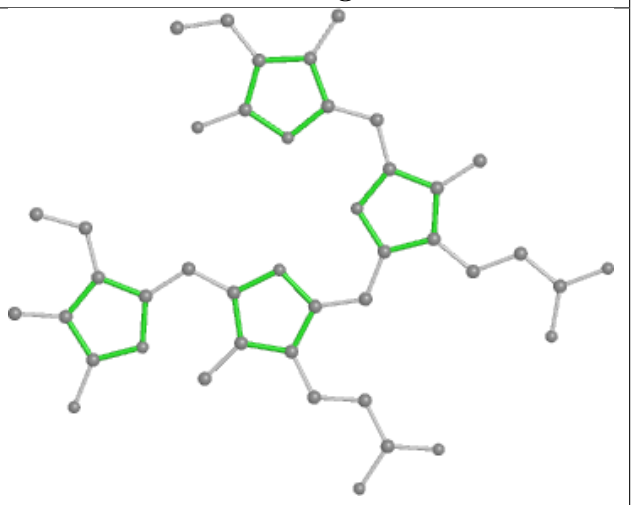

Rings

Ligand PEB gp 202

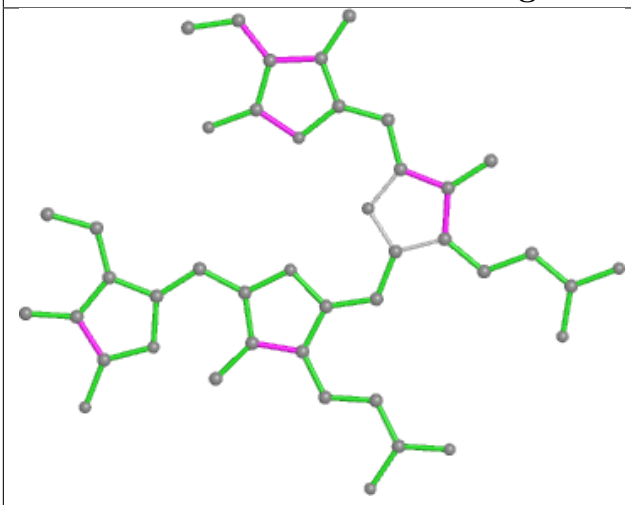

Bond lengths

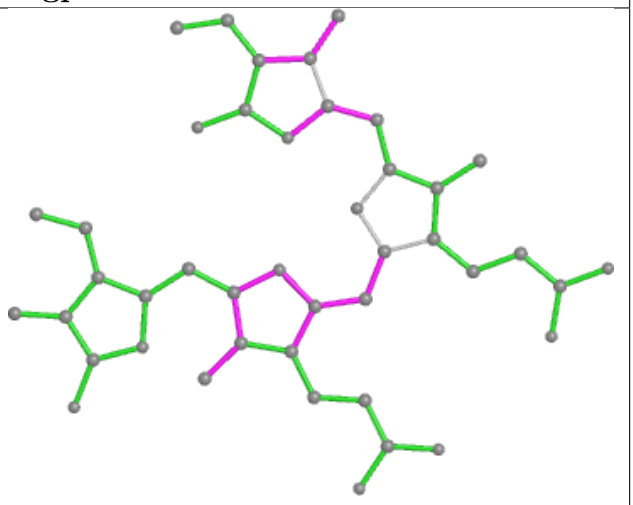

Bond angles

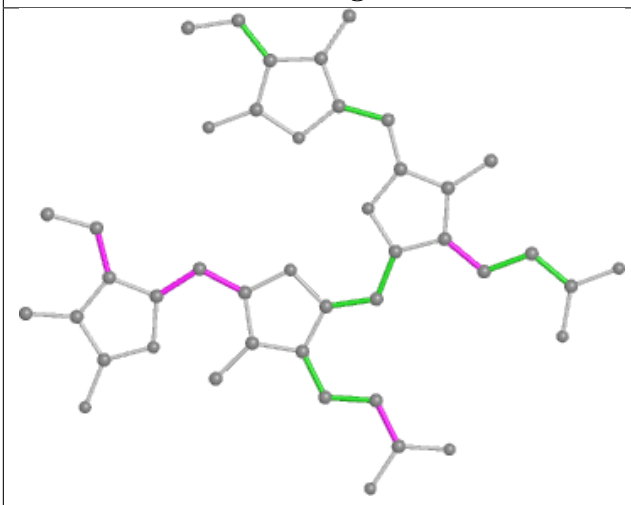

Torsions

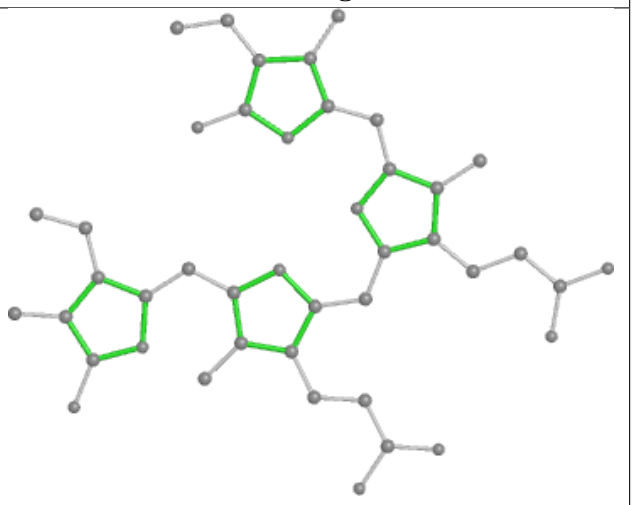

Rings

Ligand PEB G4 201

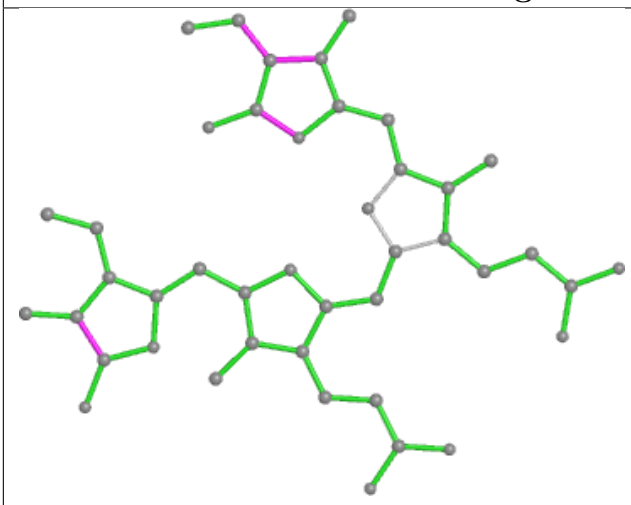

Bond lengths

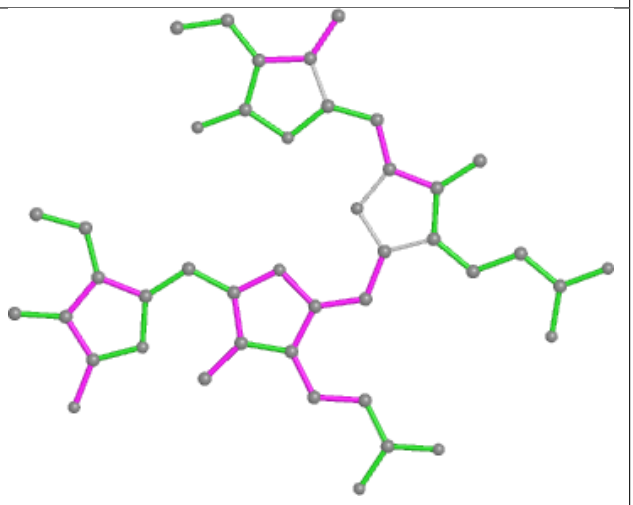

Bond angles

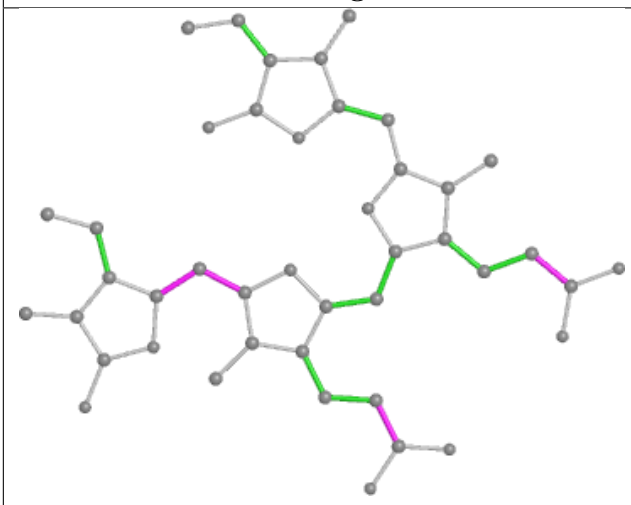

Torsions

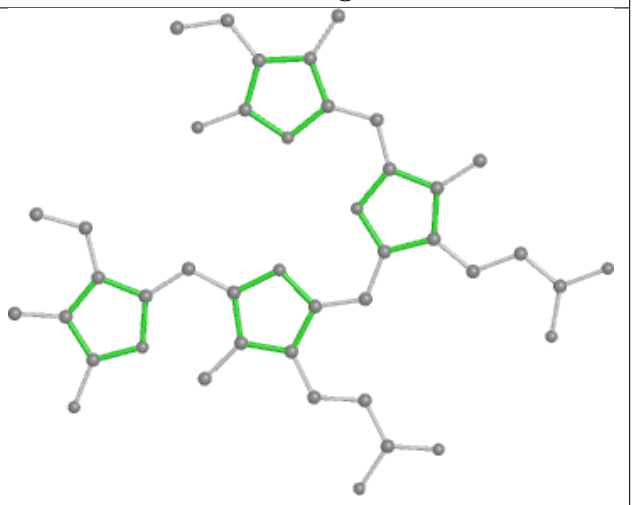

Rings

Ligand PEB aF 201

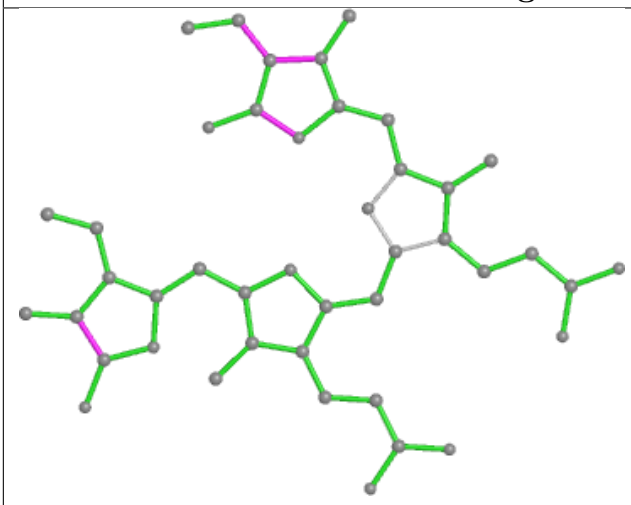

Bond lengths

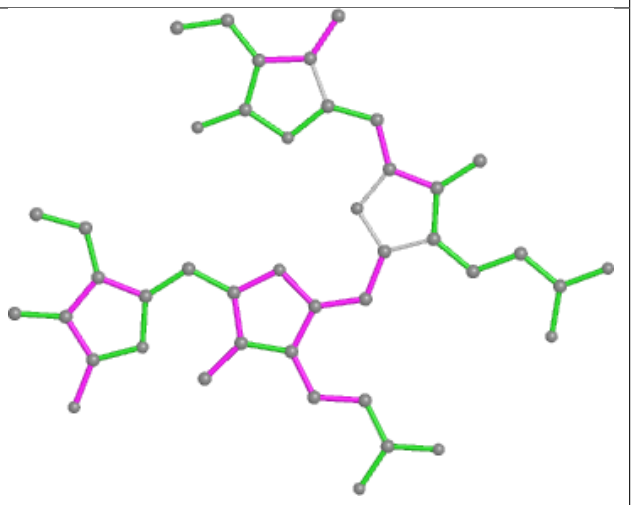

Bond angles

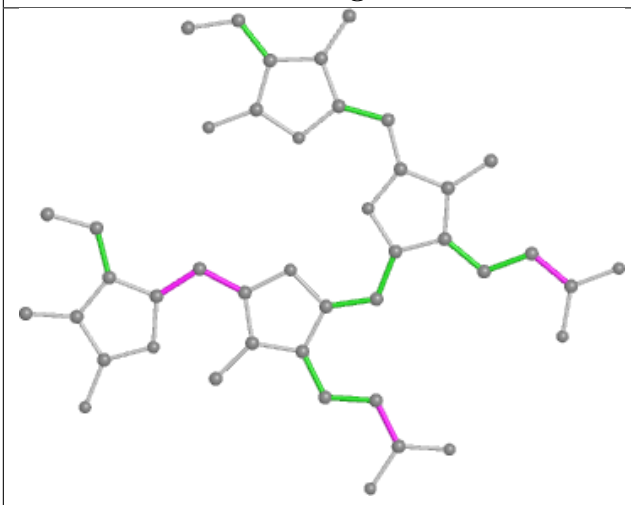

Torsions

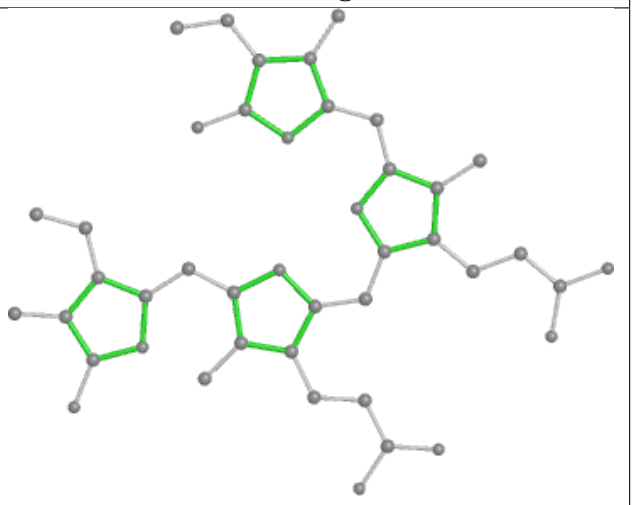

Rings

Ligand PUB J9 203

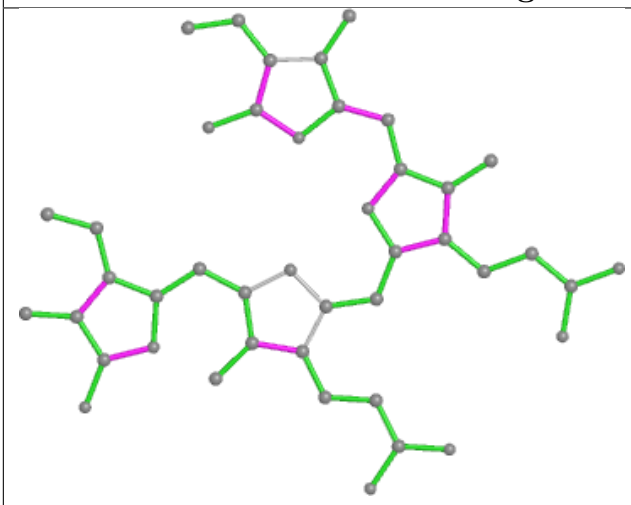

Bond lengths

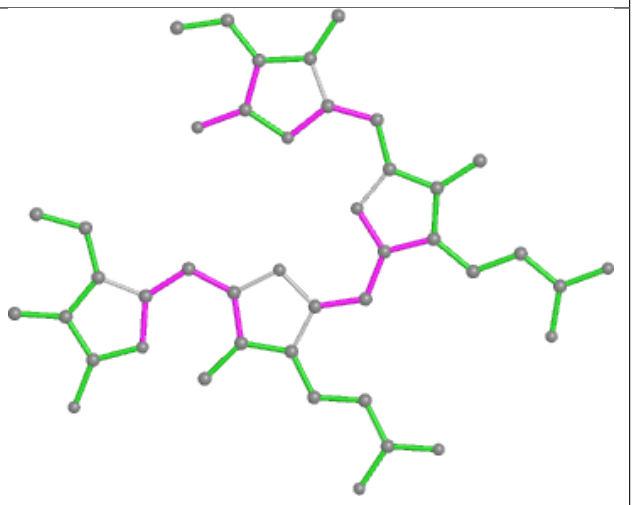

Bond angles

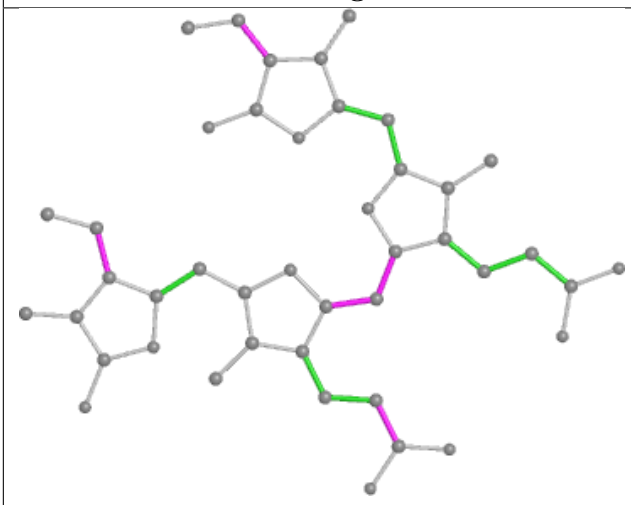

Torsions

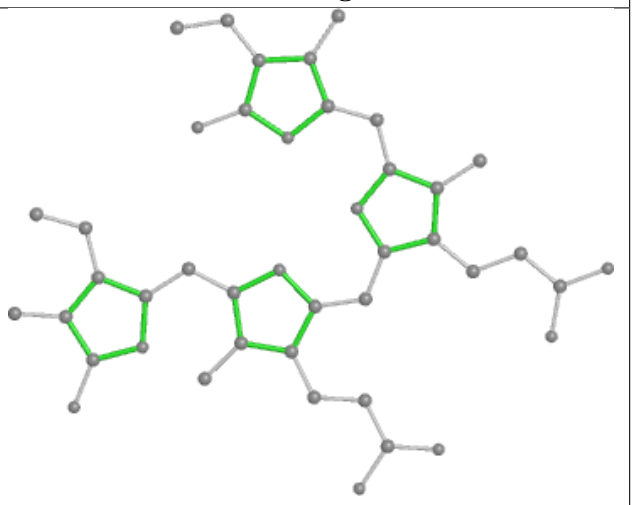

Rings

Ligand PEB o5 202

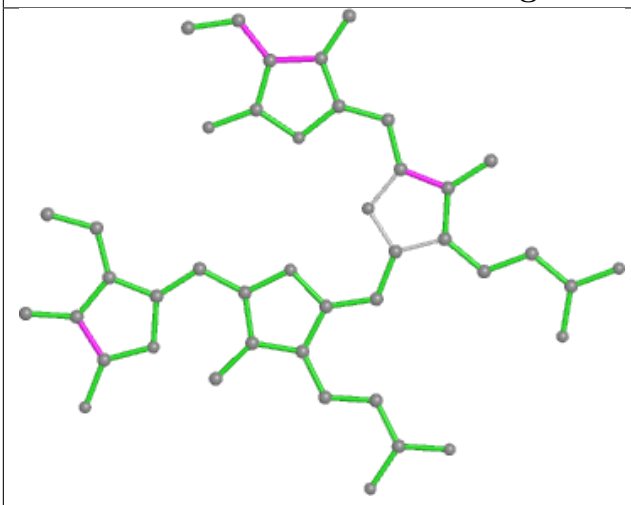

Bond lengths

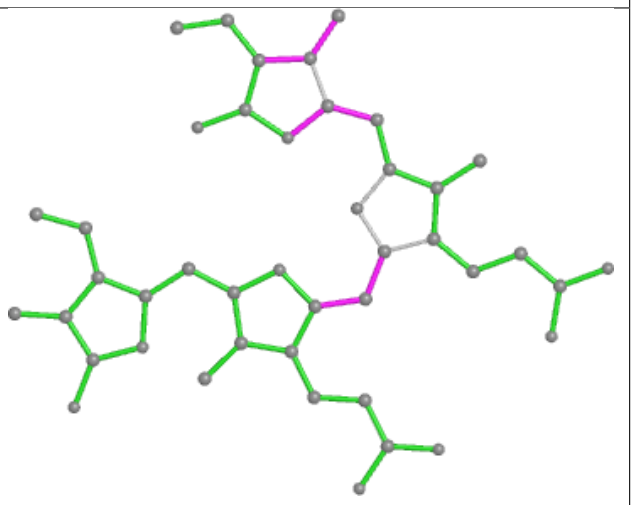

Bond angles

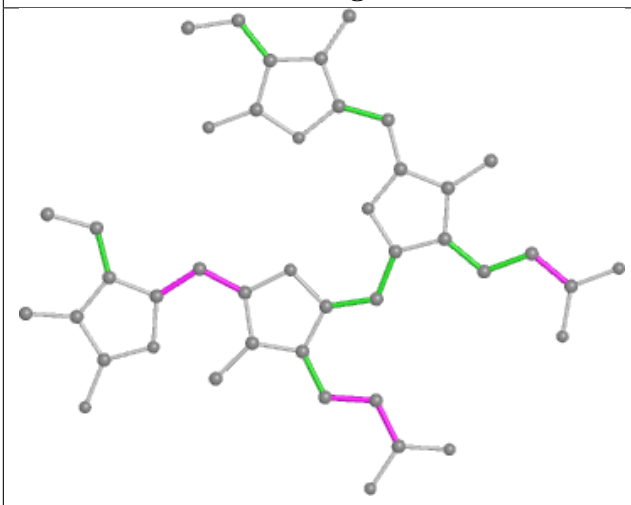

Torsions

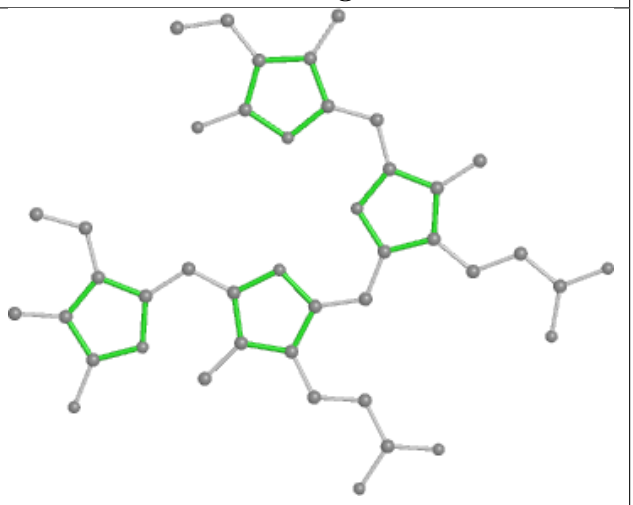

Rings

Ligand PUB aT 203

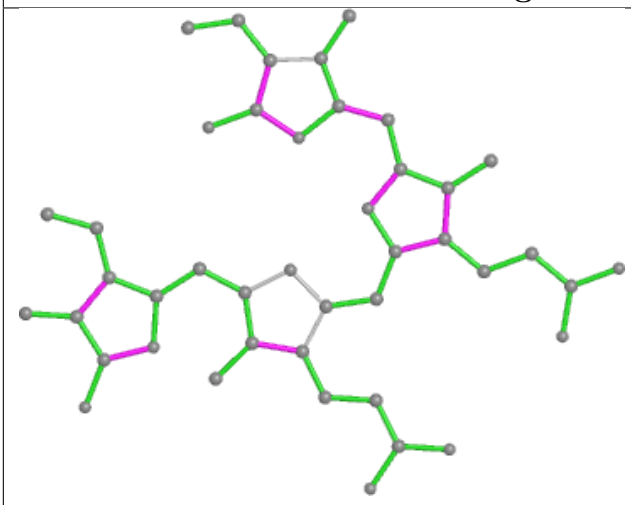

Bond lengths

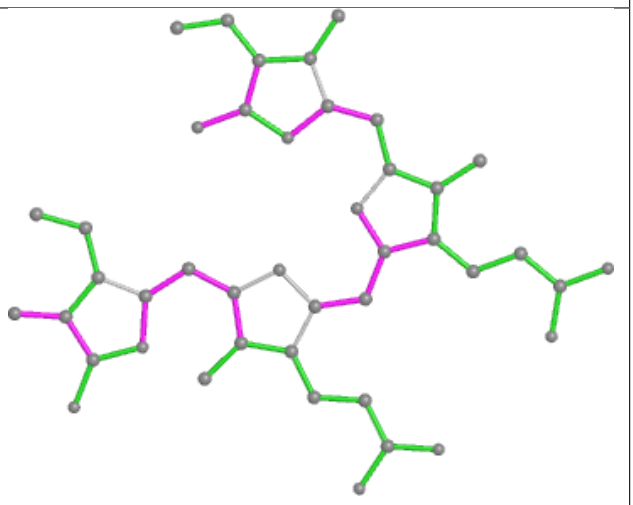

Bond angles

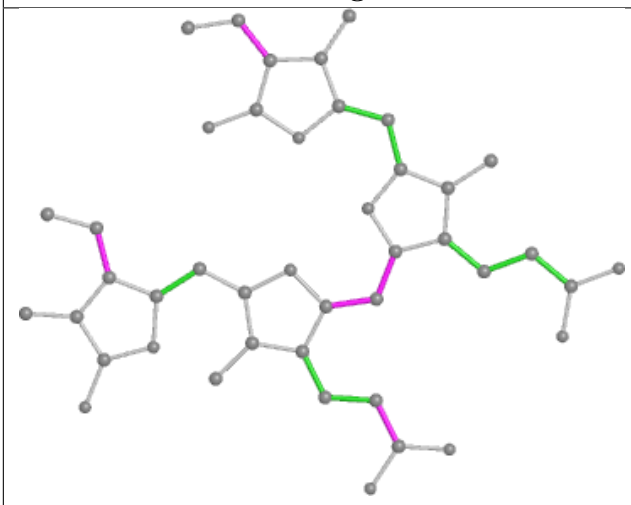

Torsions

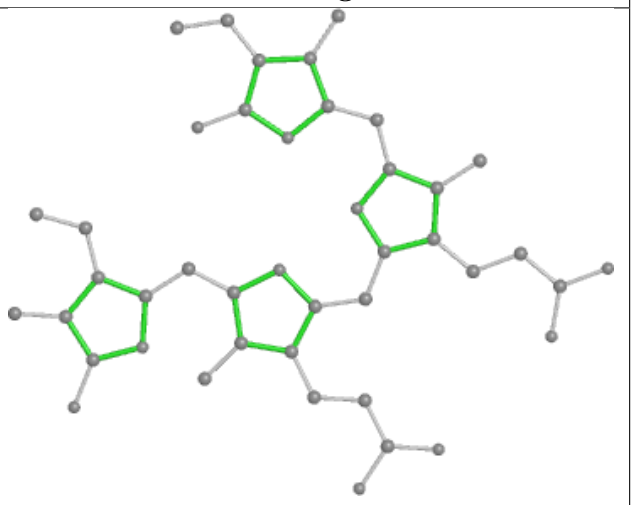

Rings

Ligand PEB bz 201

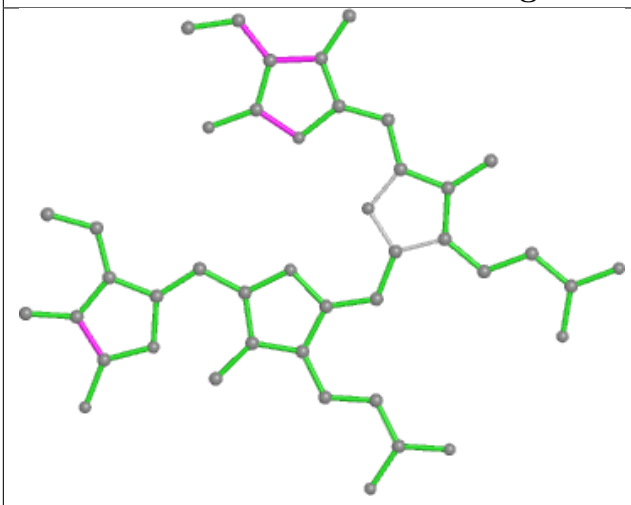

Bond lengths

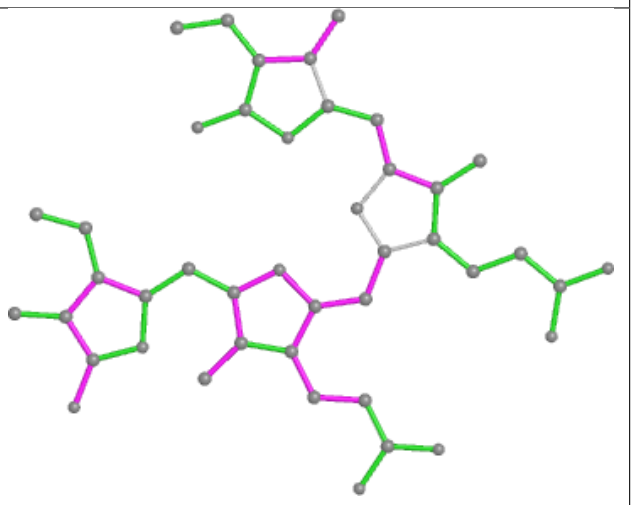

Bond angles

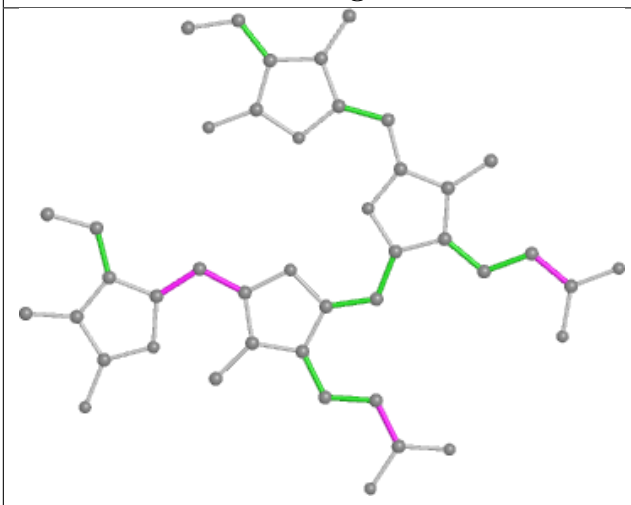

Torsions

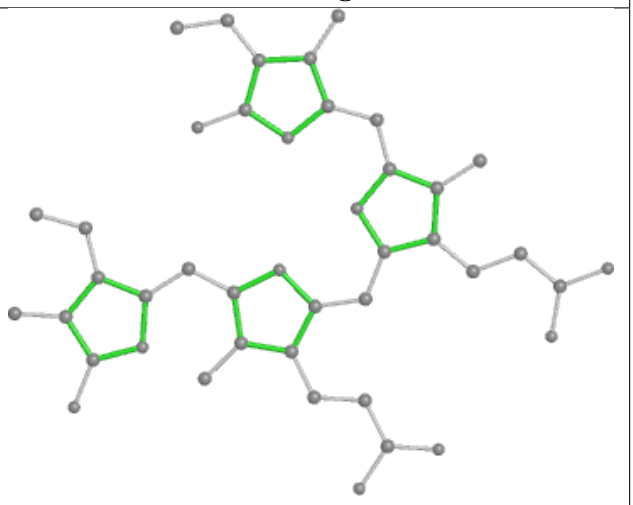

Rings

Ligand PEB C6 202

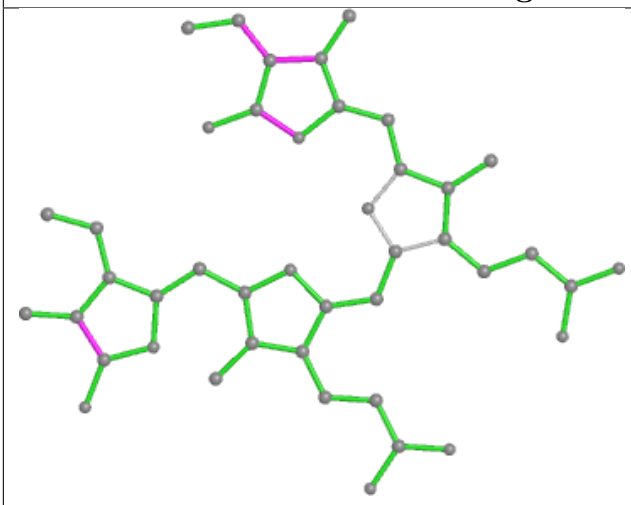

Bond lengths

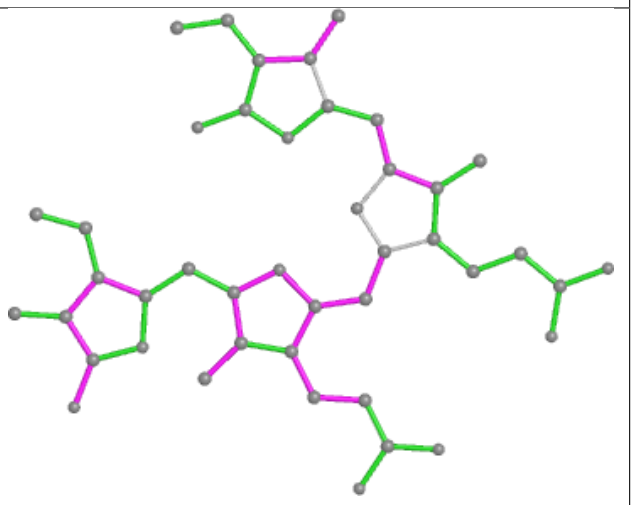

Bond angles

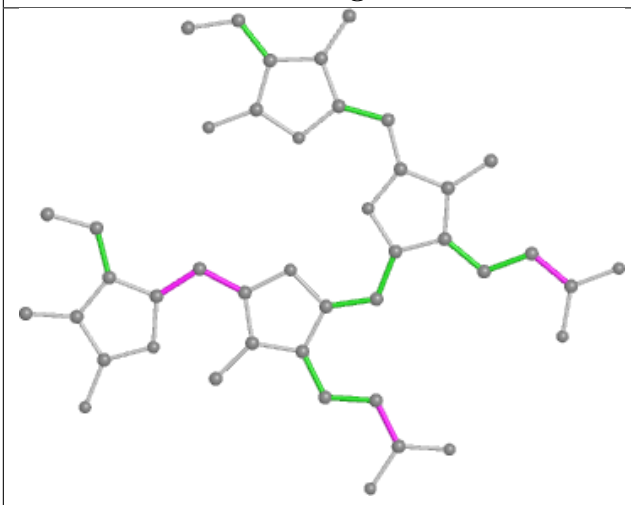

Torsions

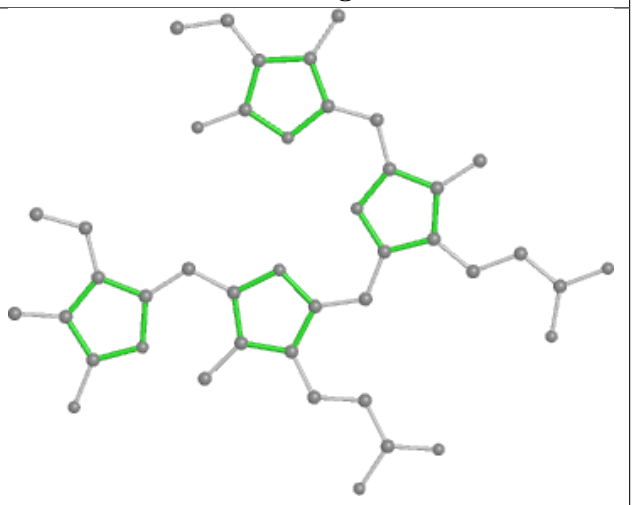

Rings

Ligand PEB z7 202

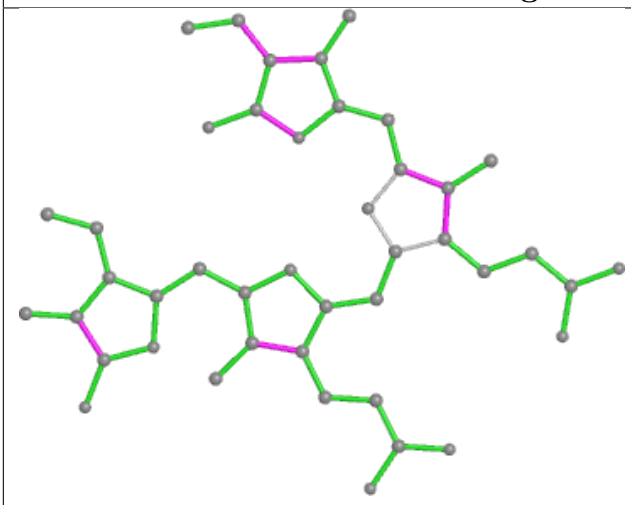

Bond lengths

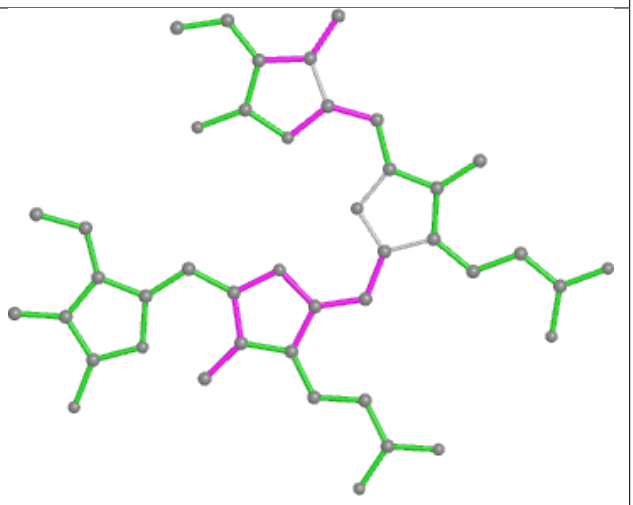

Bond angles

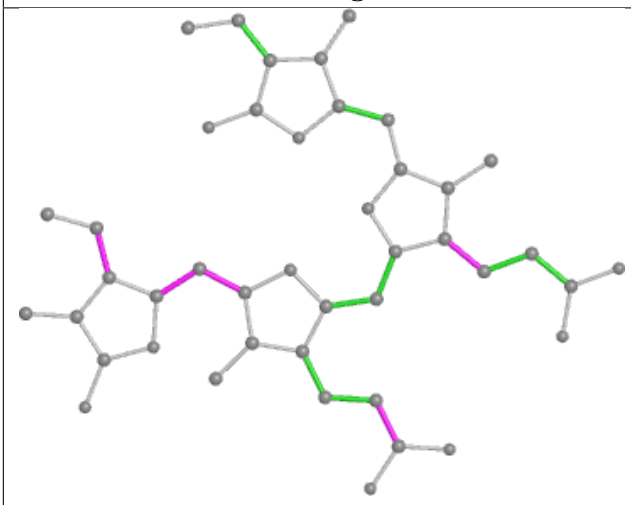

Torsions

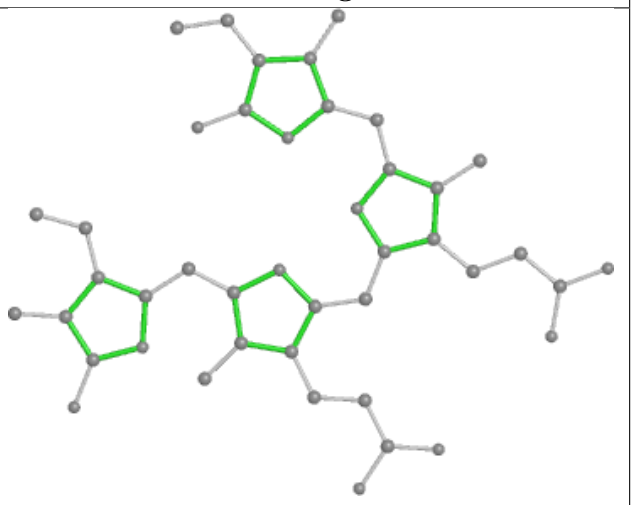

Rings

Ligand PEB ci 201

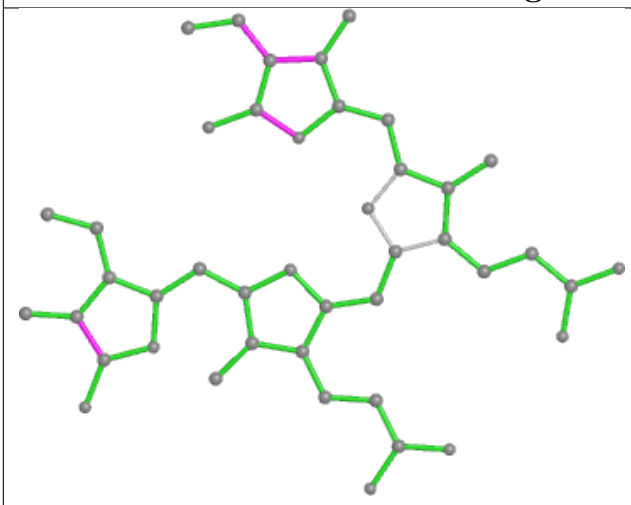

Bond lengths

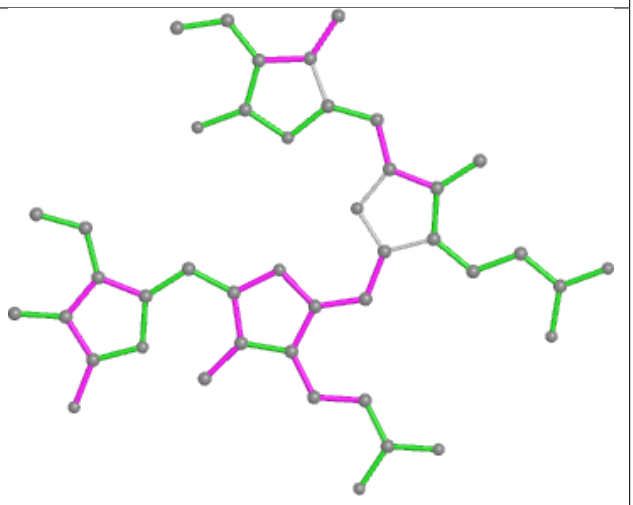

Bond angles

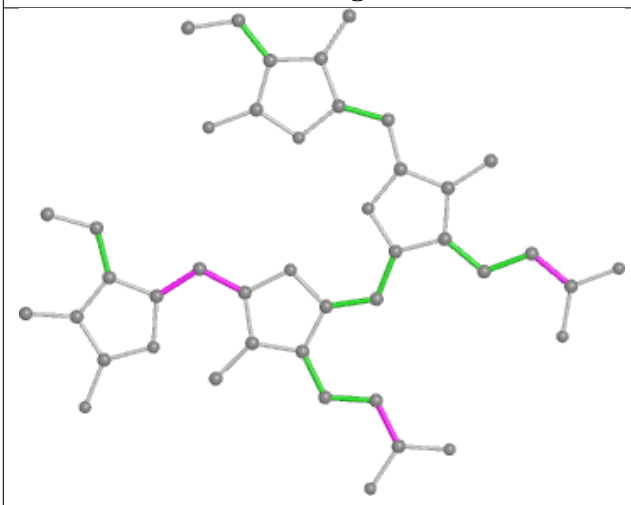

Torsions

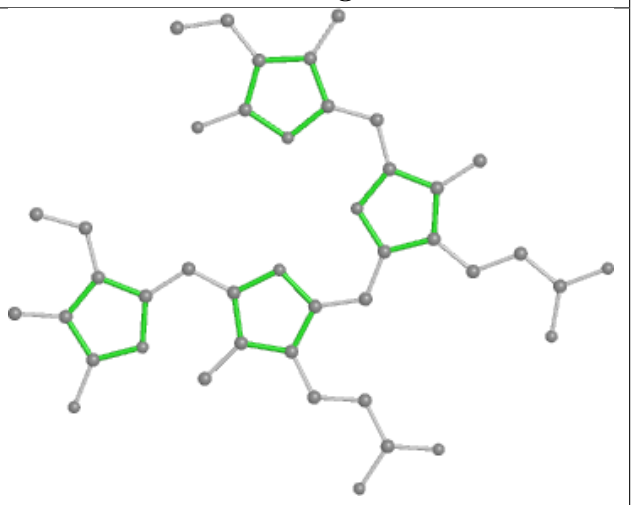

Rings

Ligand PEB eo 202

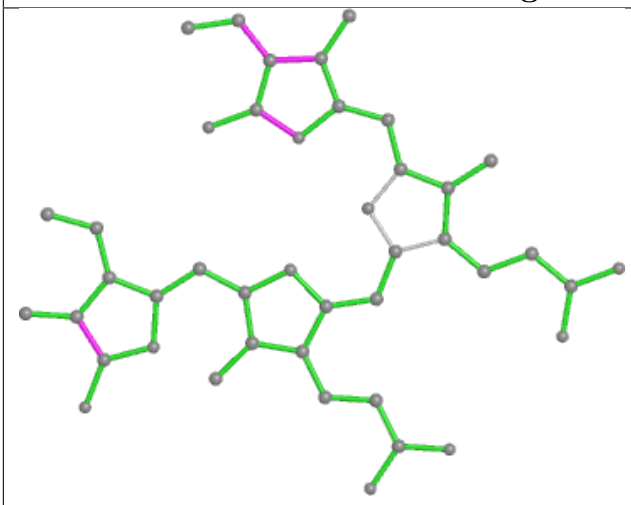

Bond lengths

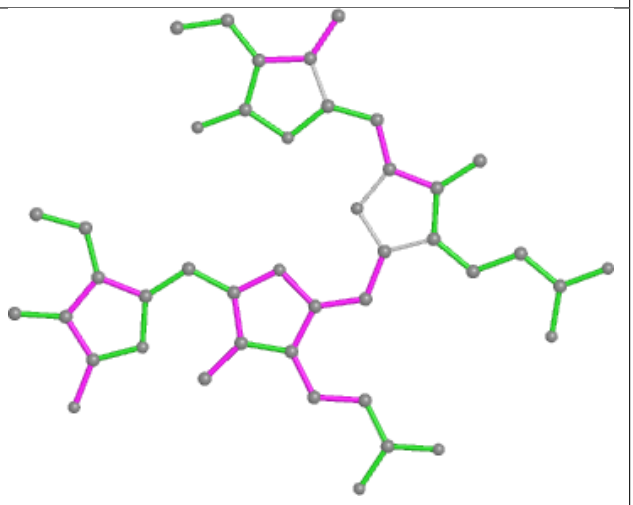

Bond angles

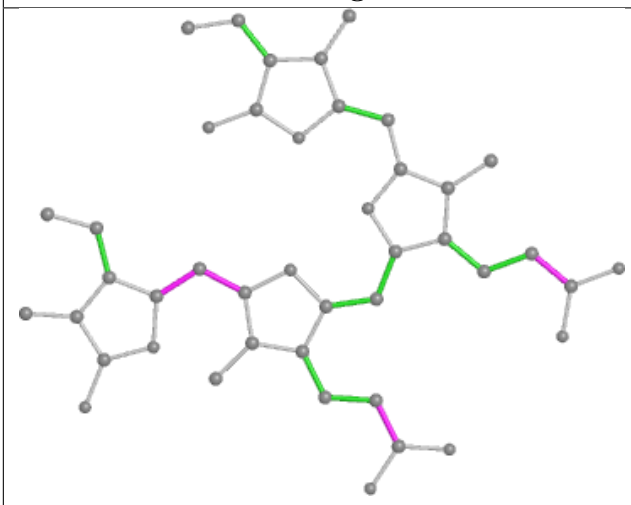

Torsions

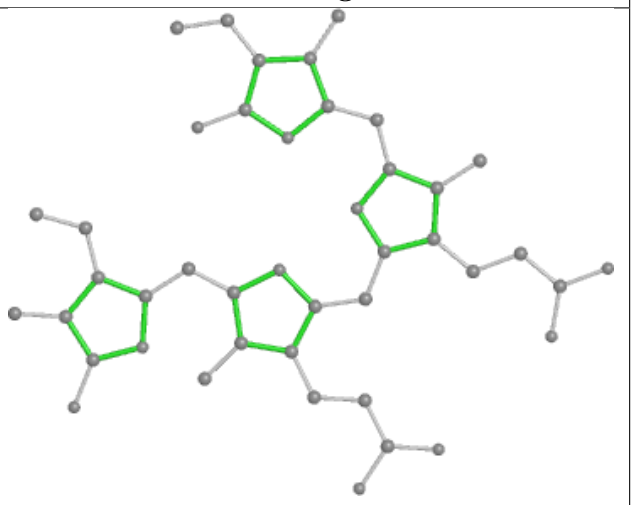

Rings

Ligand PEB bA 201

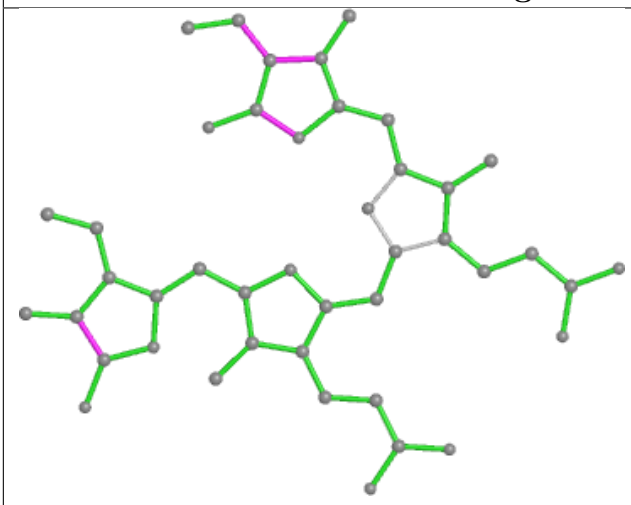

Bond lengths

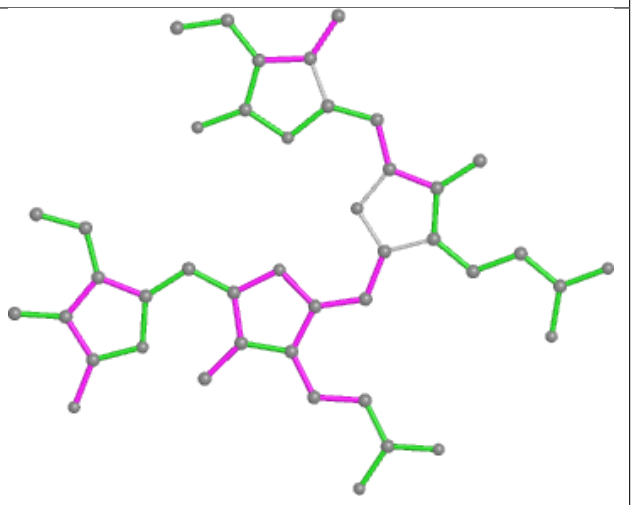

Bond angles

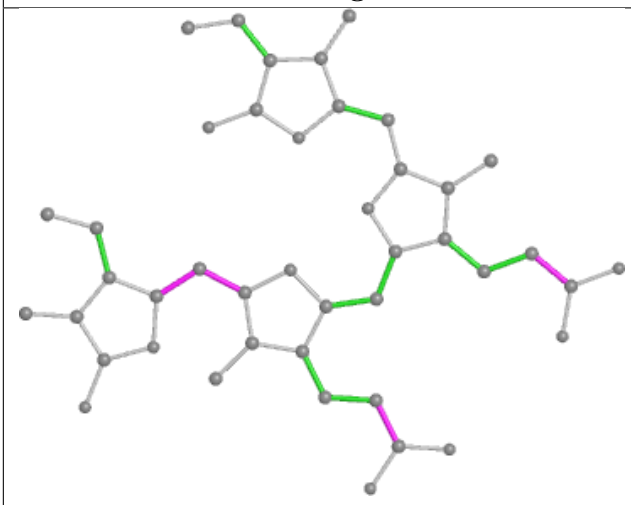

Torsions

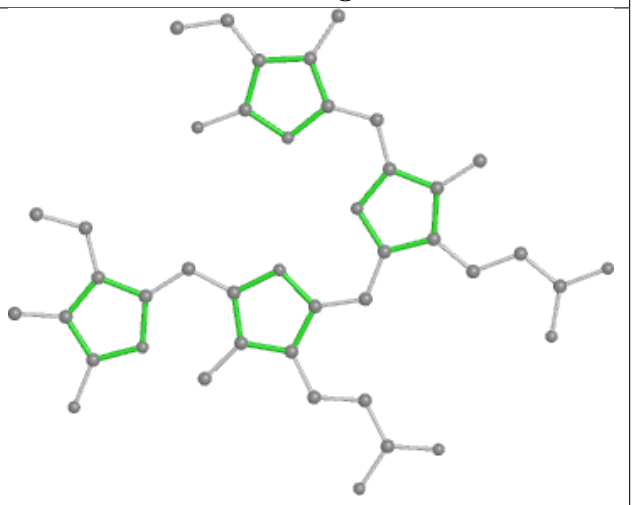

Rings

Ligand PEB V5 202

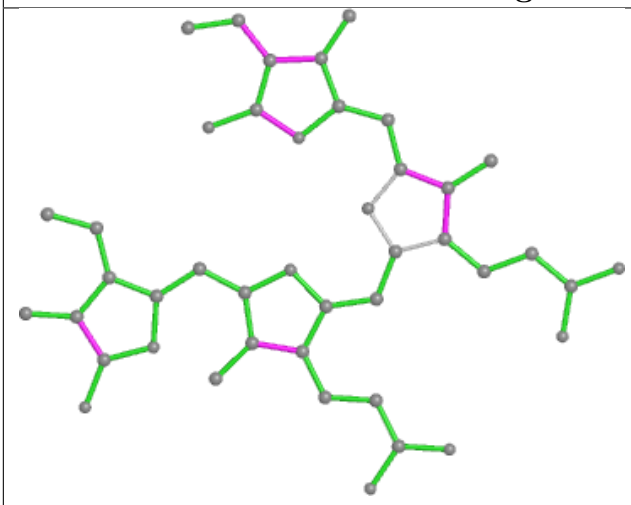

Bond lengths

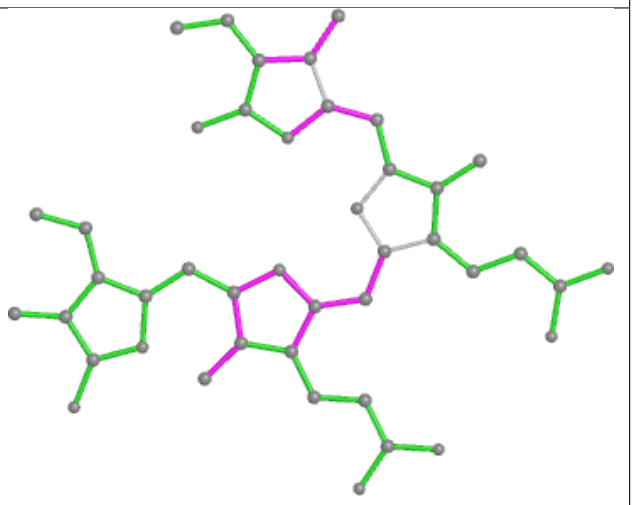

Bond angles

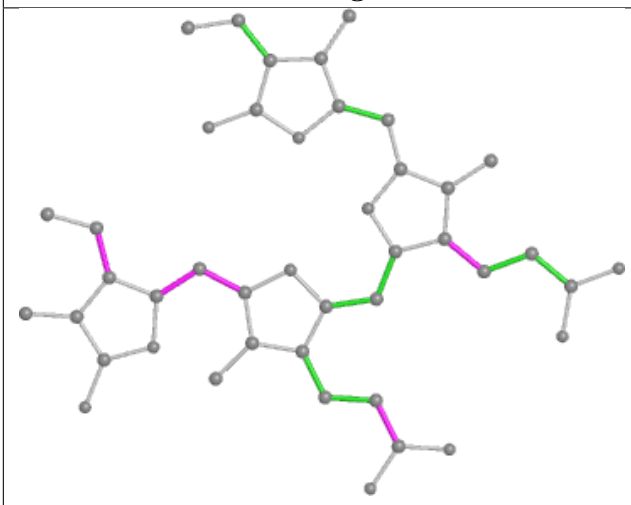

Torsions

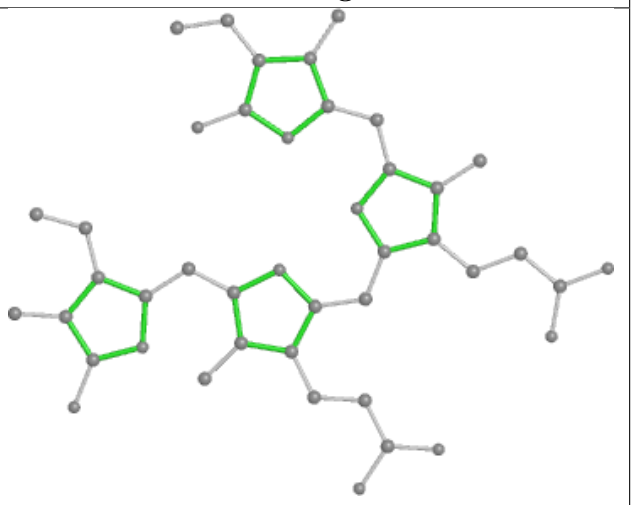

Rings

Ligand PEB S5 201

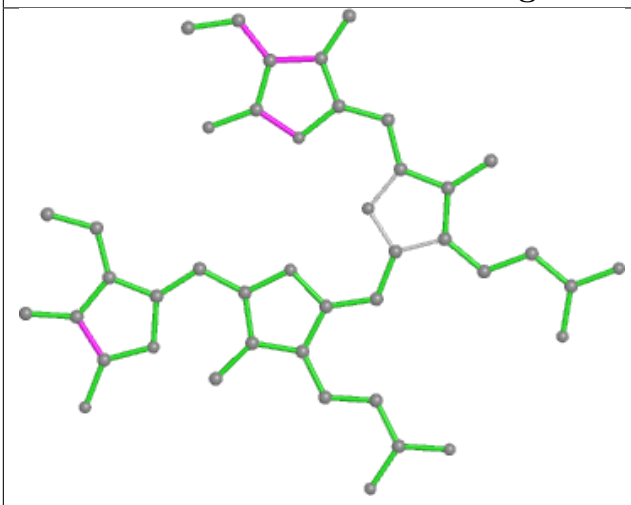

Bond lengths

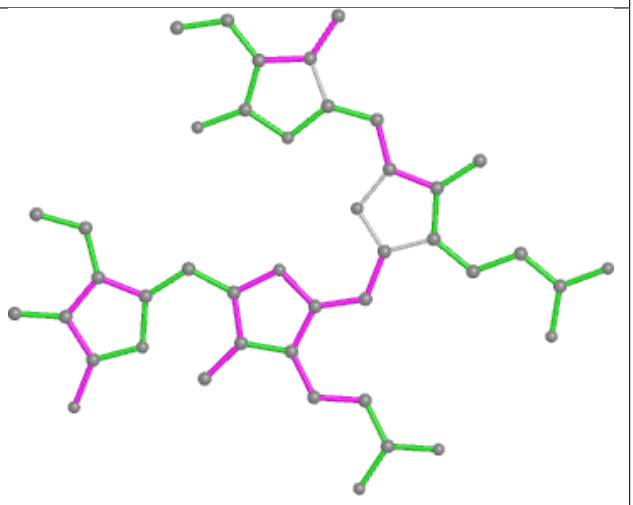

Bond angles

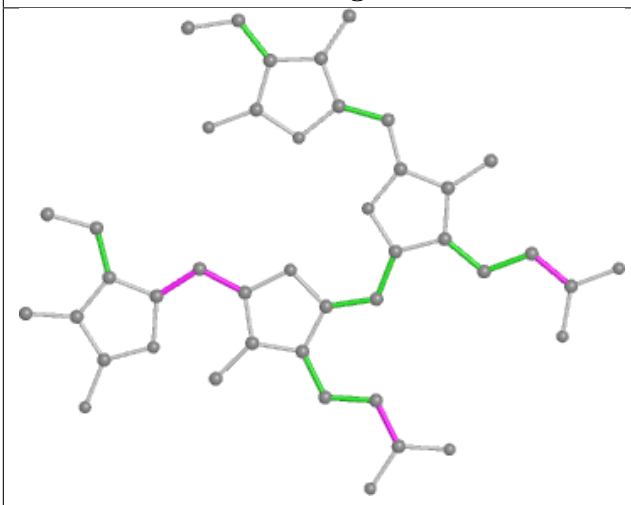

Torsions

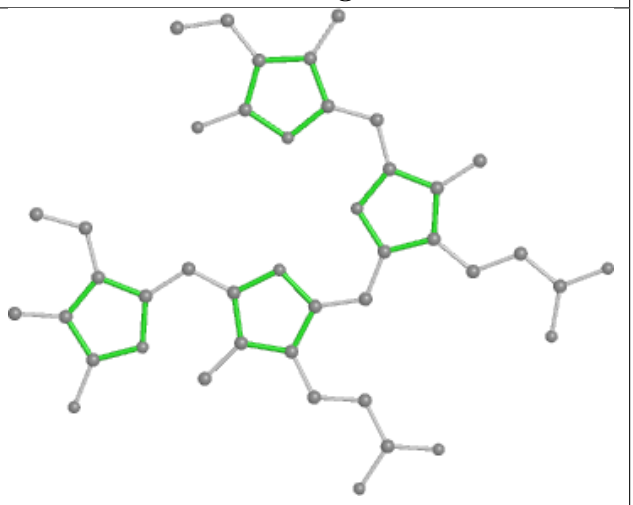

Rings

Ligand PUB x2 202

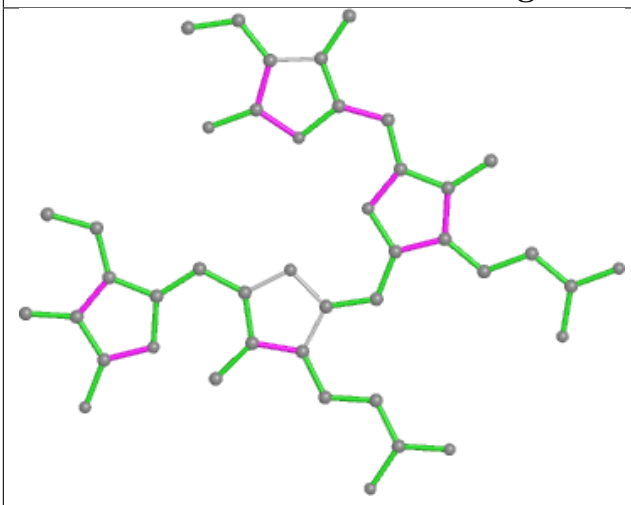

Bond lengths

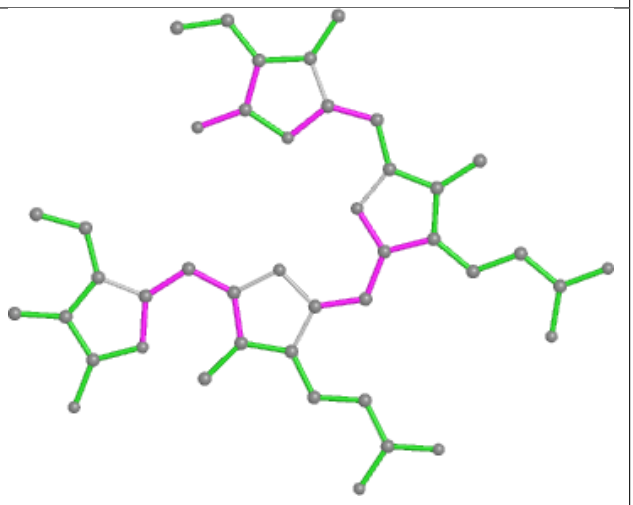

Bond angles

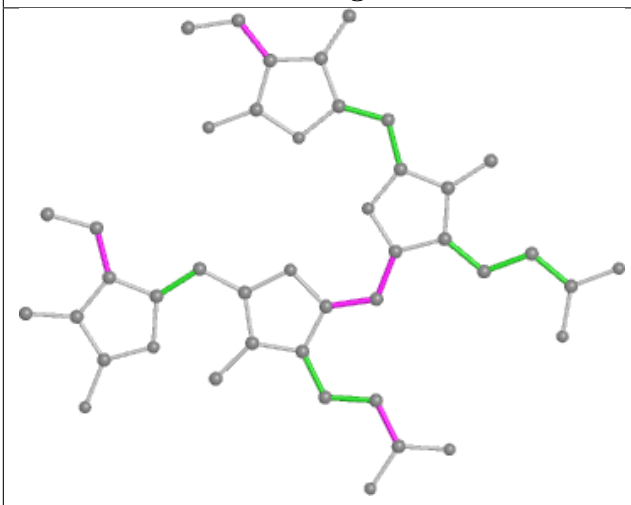

Torsions

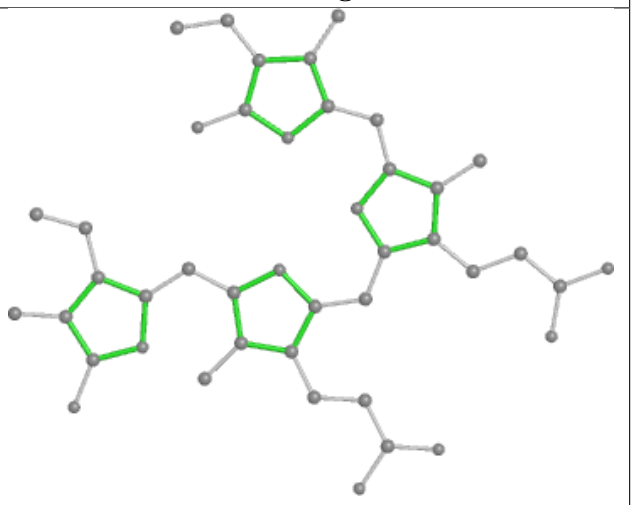

Rings

Ligand PEB eb 201

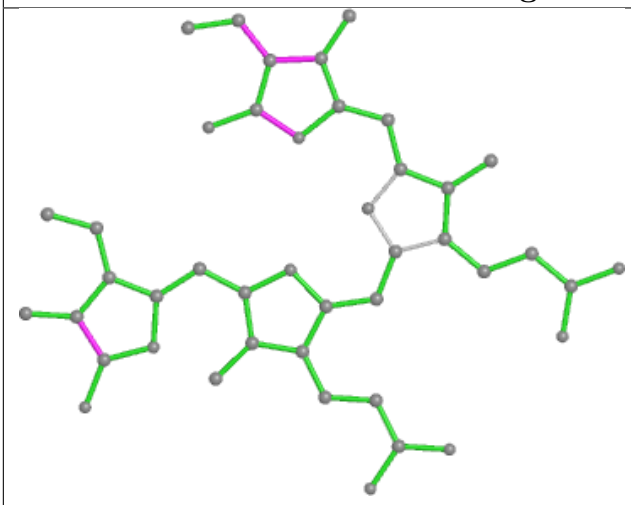

Bond lengths

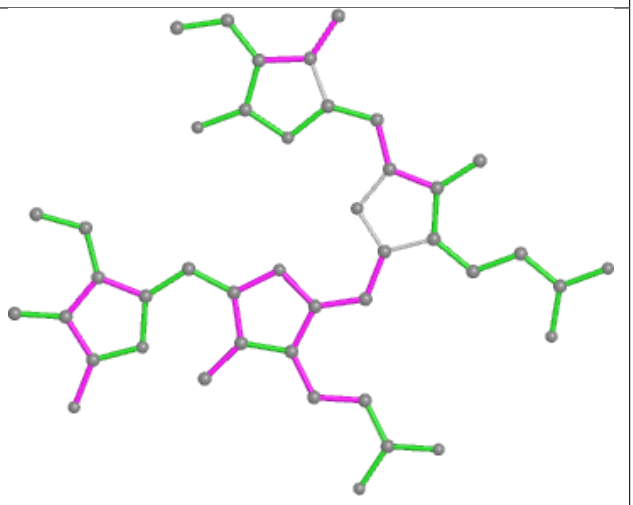

Bond angles

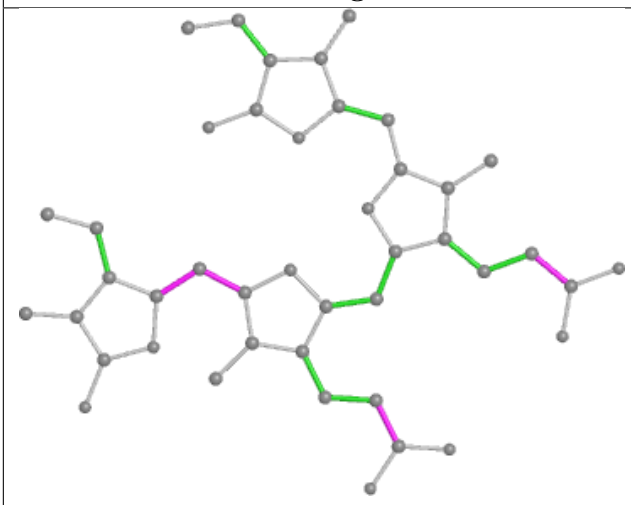

Torsions

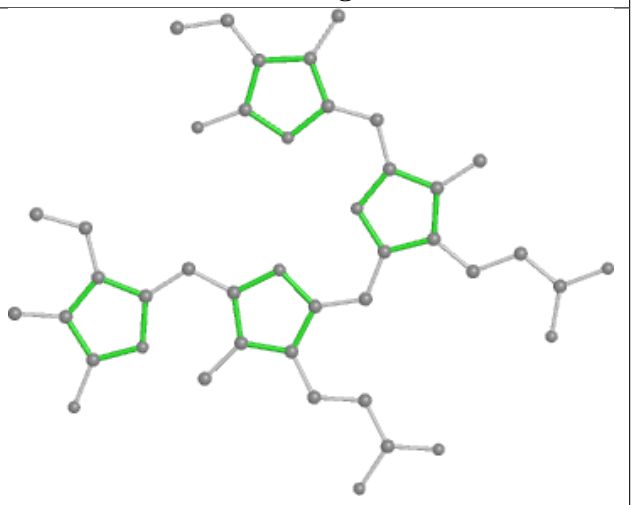

Rings

Ligand PUB cQ 202

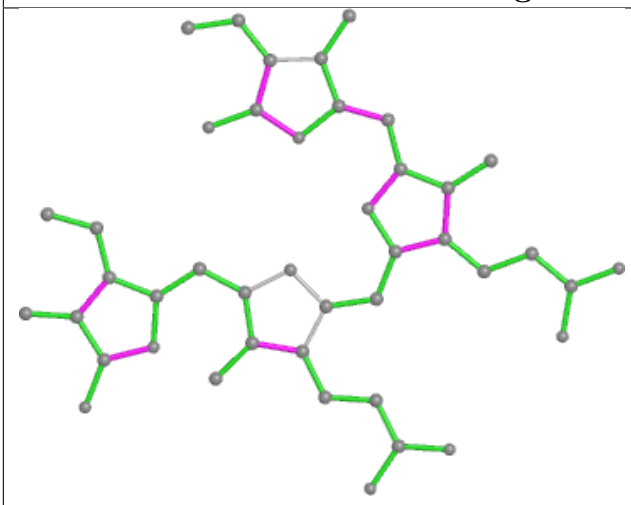

Bond lengths

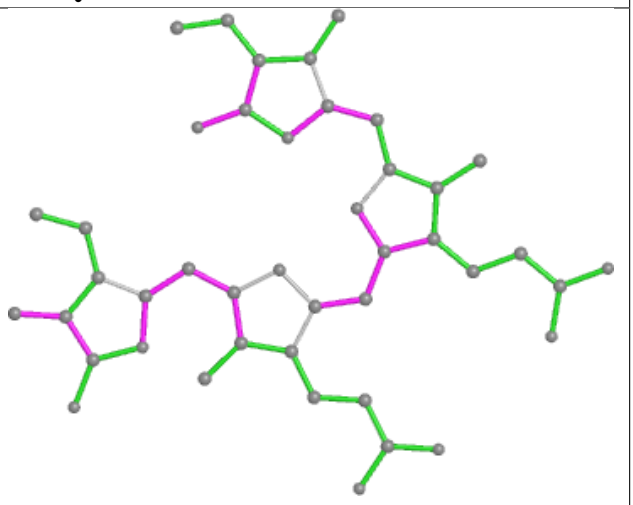

Bond angles

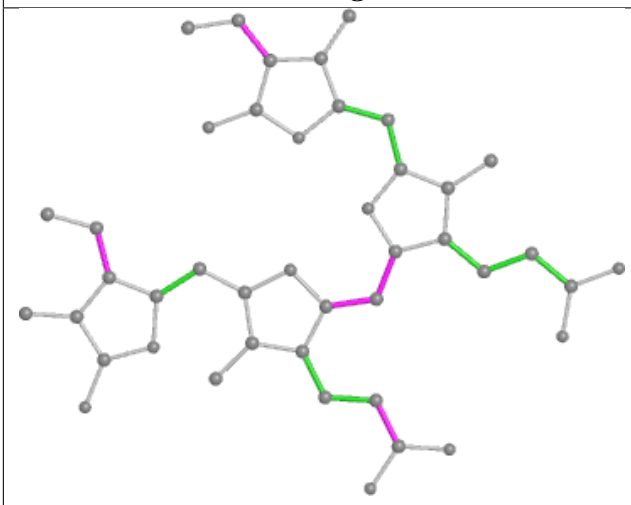

Torsions

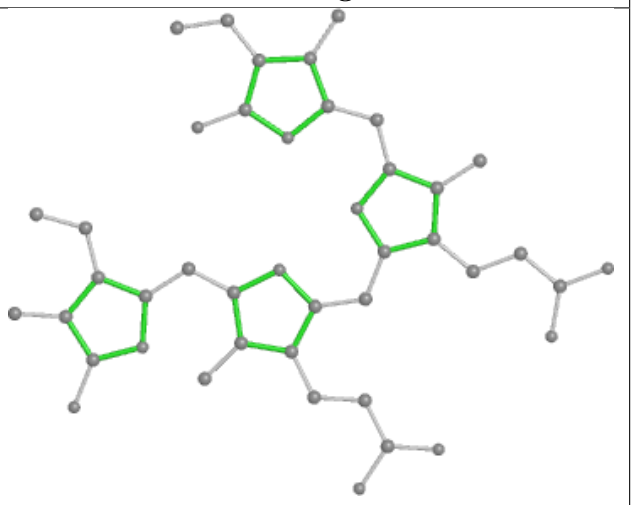

Rings

Ligand PEB cE 202

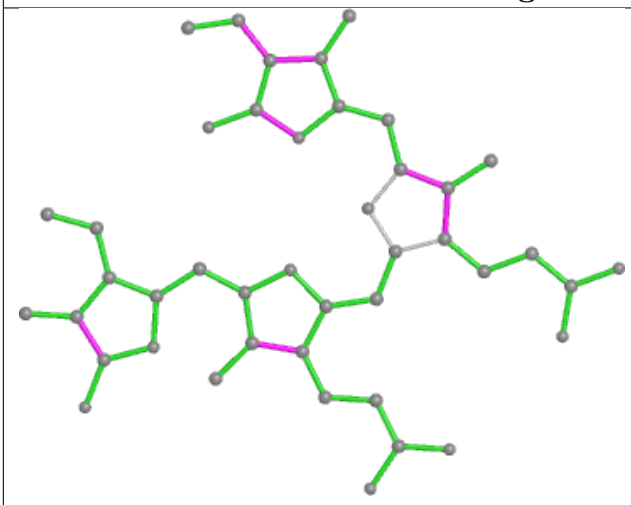

Bond lengths

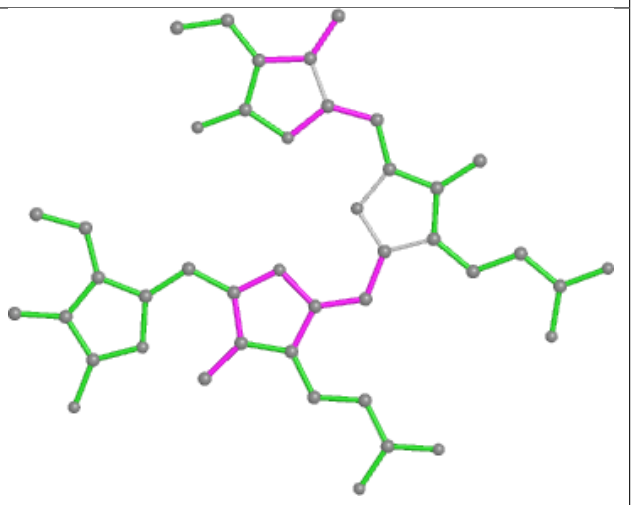

Bond angles

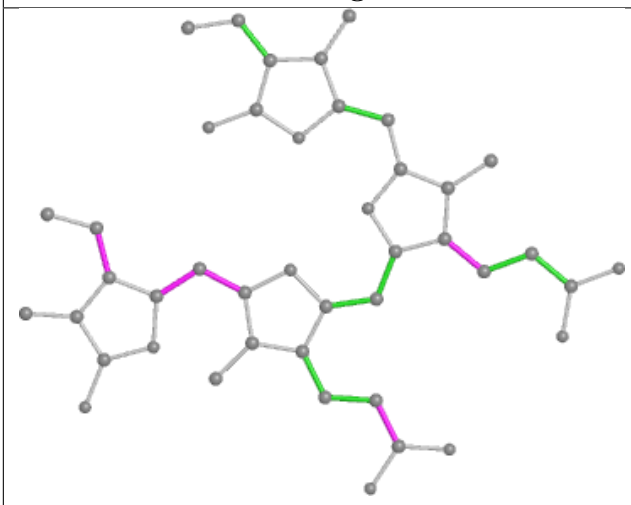

Torsions

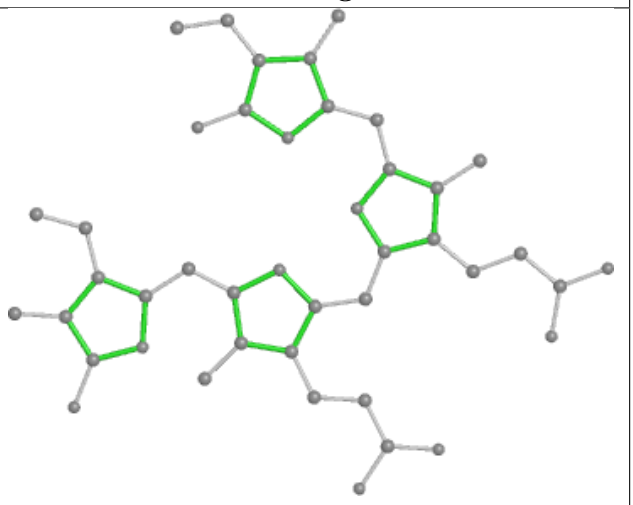

Rings

Ligand PEB q8 201

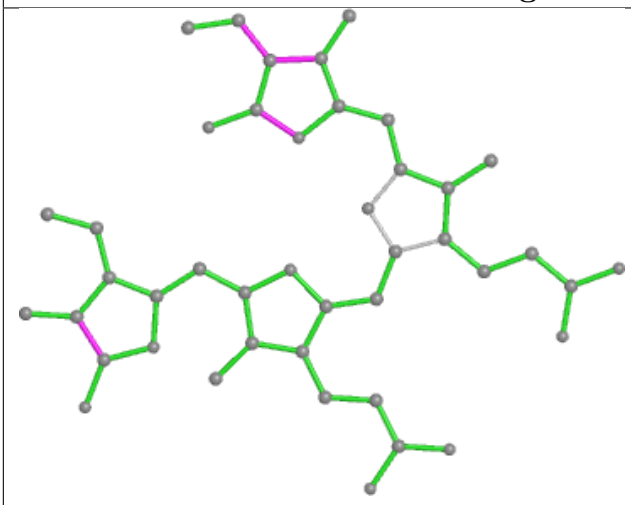

Bond lengths

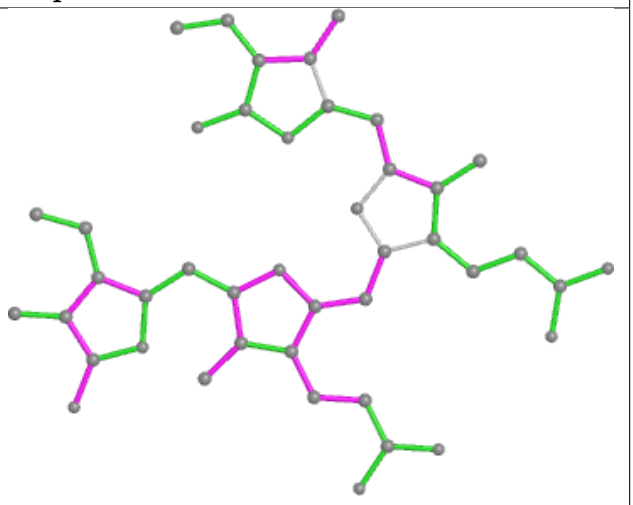

Bond angles

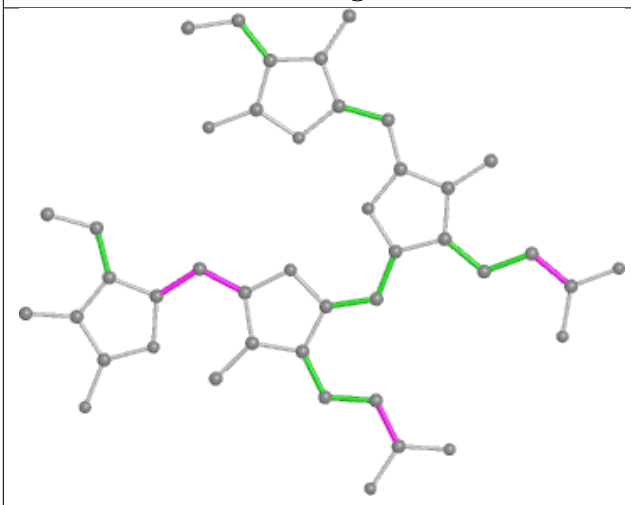

Torsions

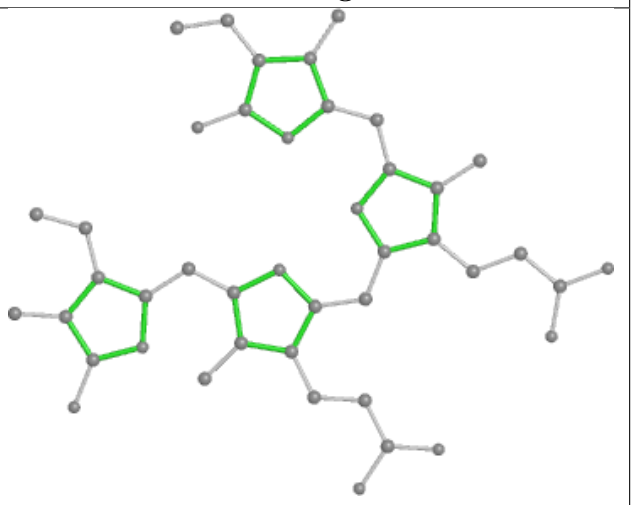

Rings

Ligand PEB W8 201

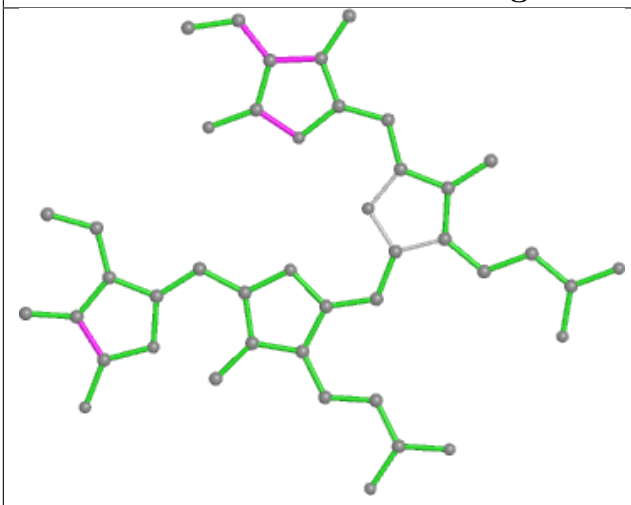

Bond lengths

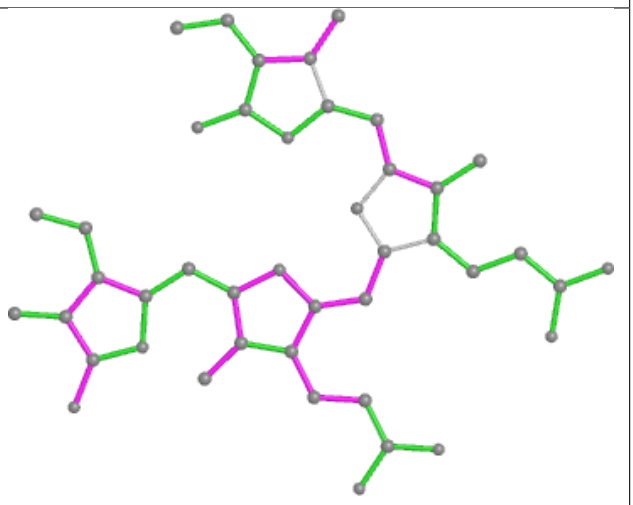

Bond angles

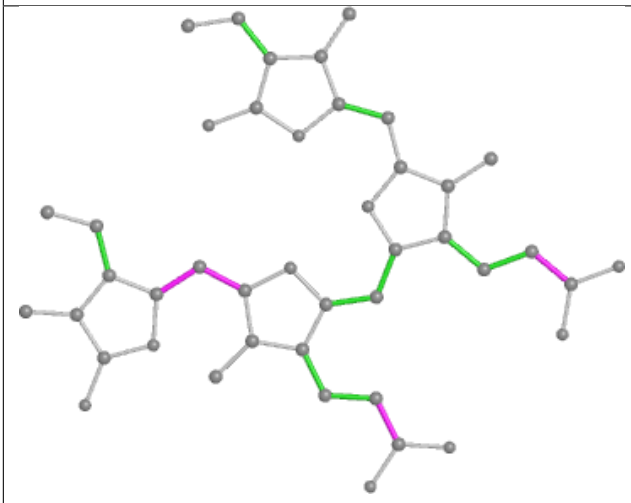

Torsions

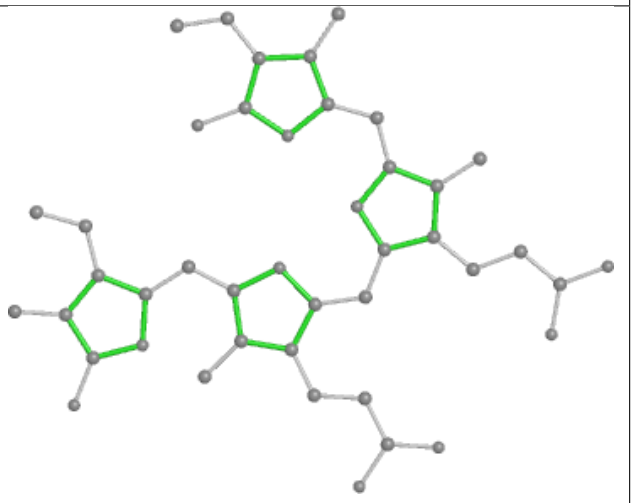

Rings

Ligand PEB hS 201

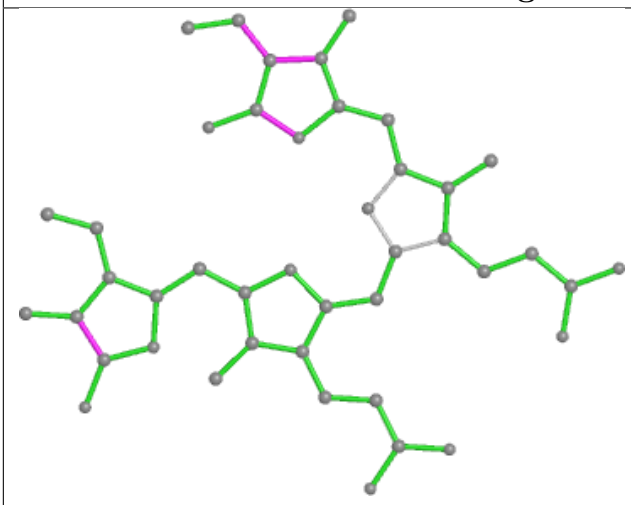

Bond lengths

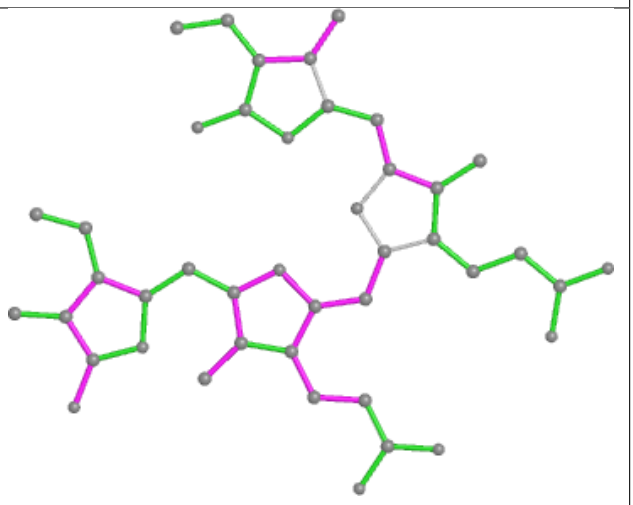

Bond angles

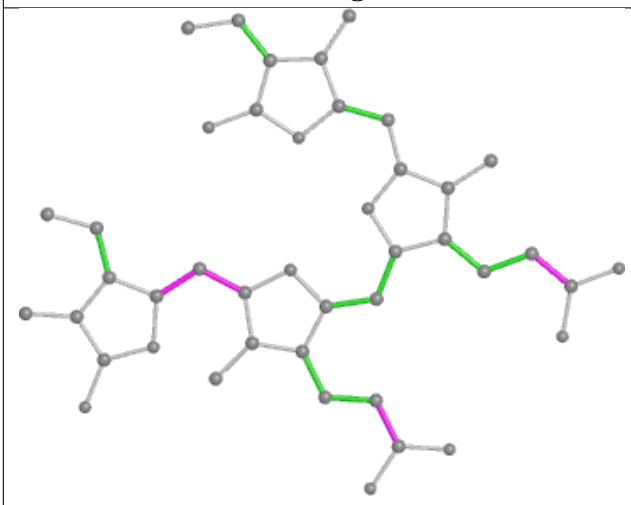

Torsions

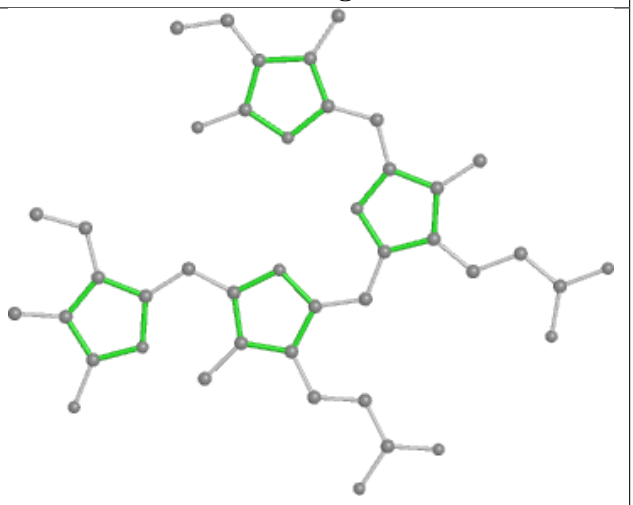

Rings

Ligand PEB cv 201

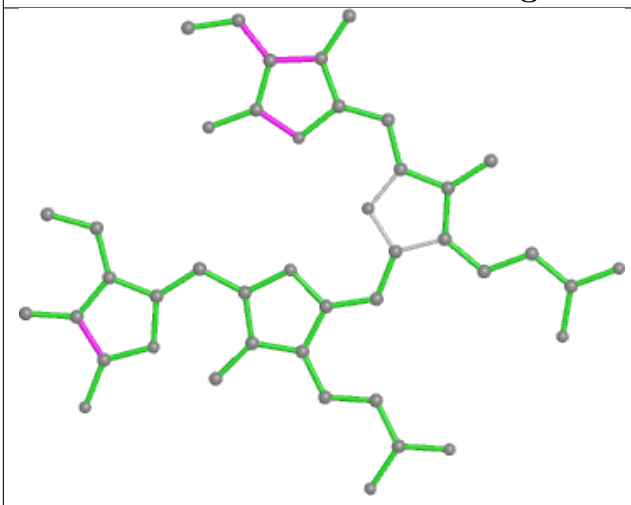

Bond lengths

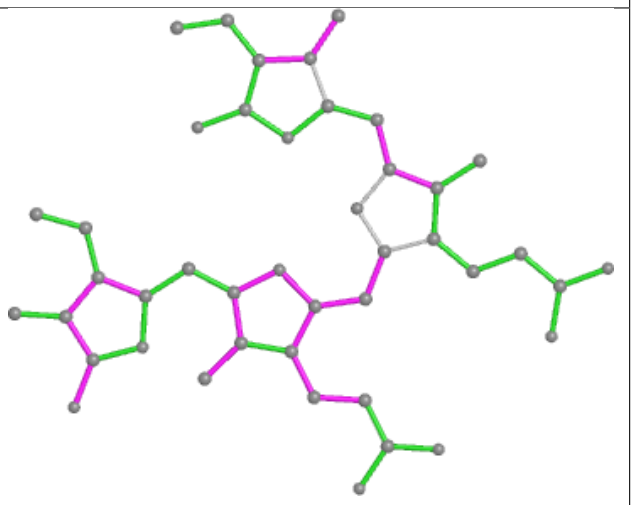

Bond angles

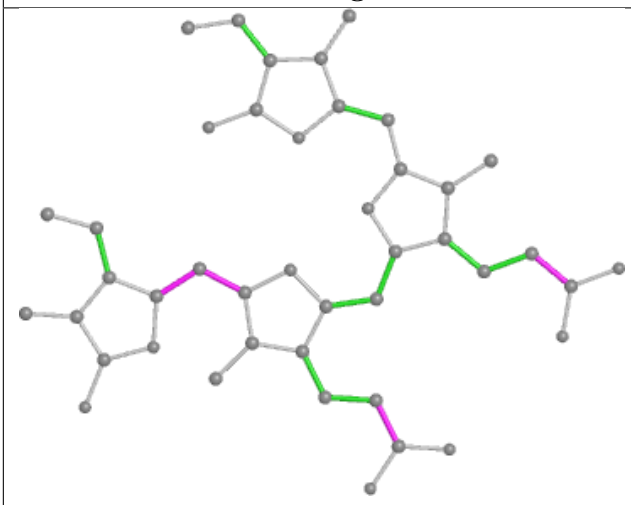

Torsions

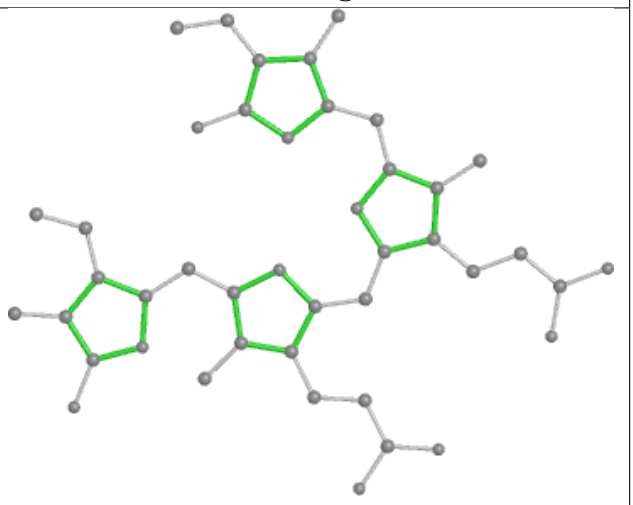

Rings

Ligand PEB d7 201

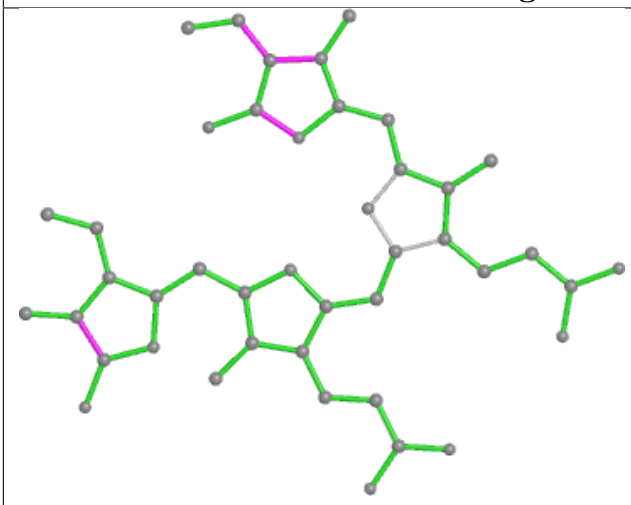

Bond lengths

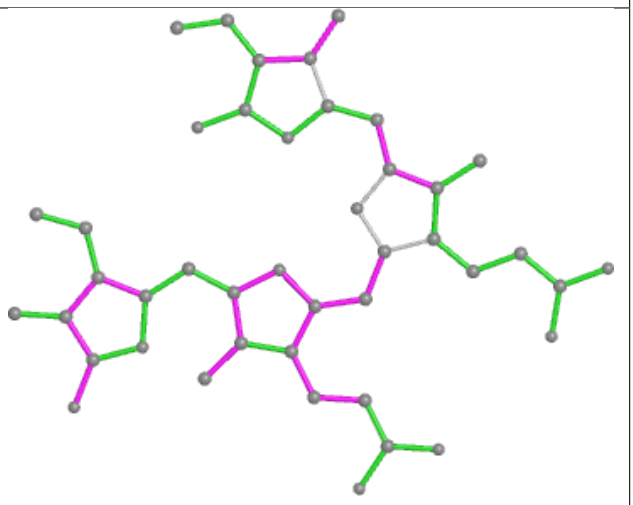

Bond angles

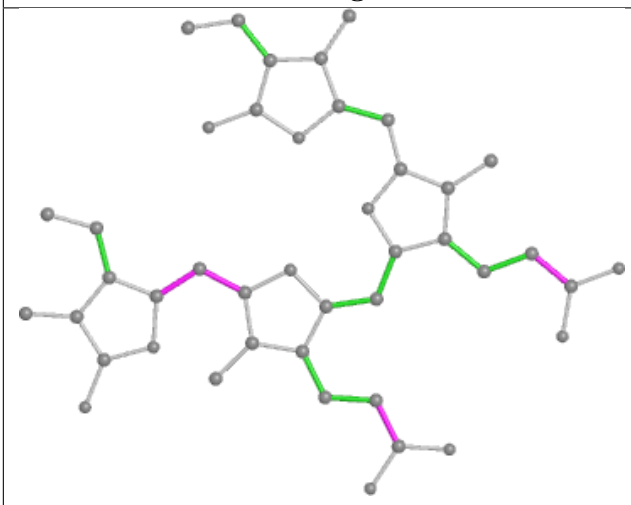

Torsions

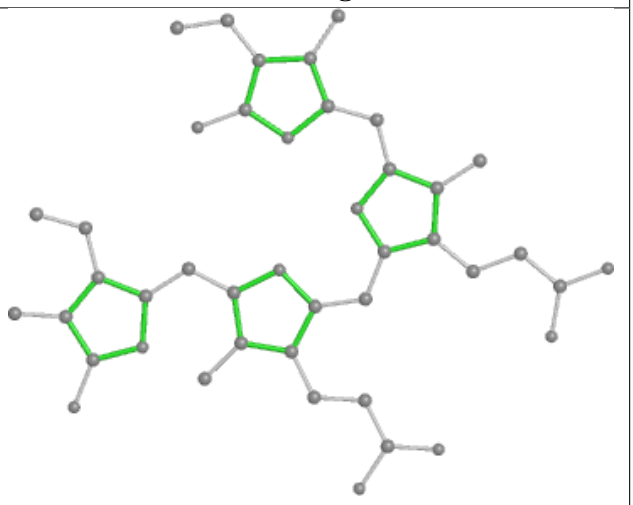

Rings

Ligand PEB fx 201

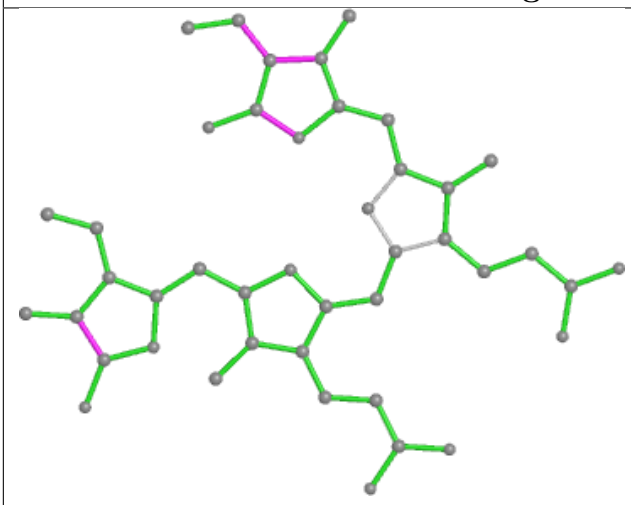

Bond lengths

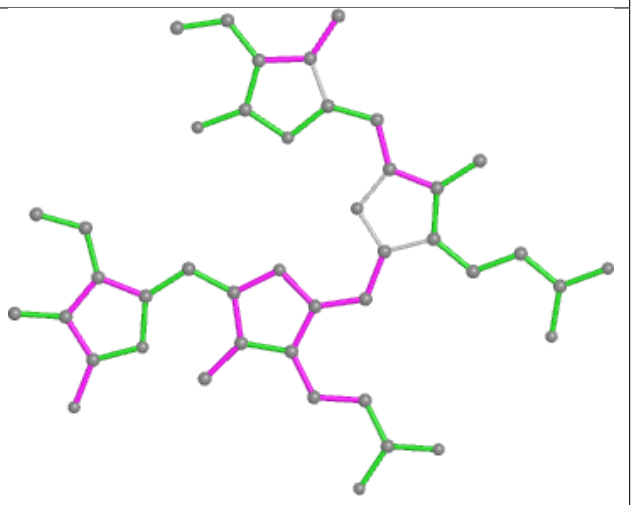

Bond angles

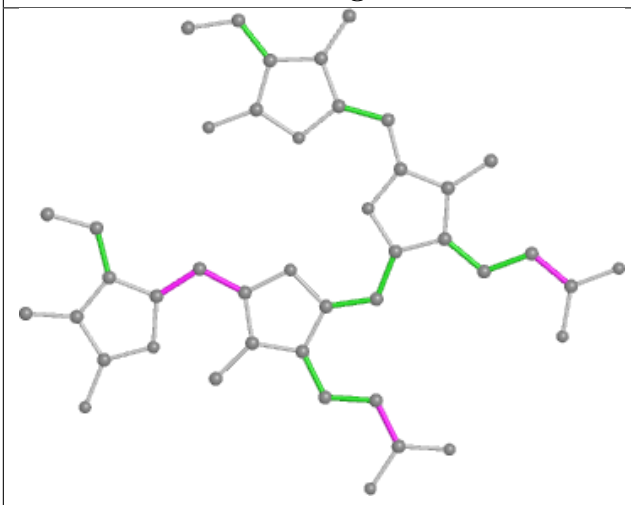

Torsions

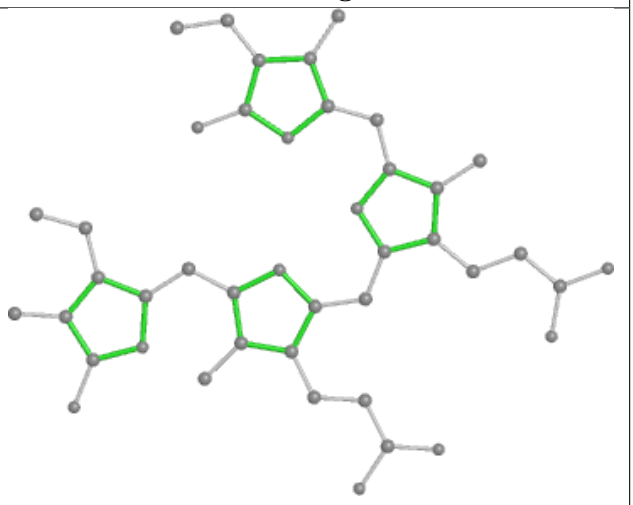

Rings

Ligand PEB D7 202

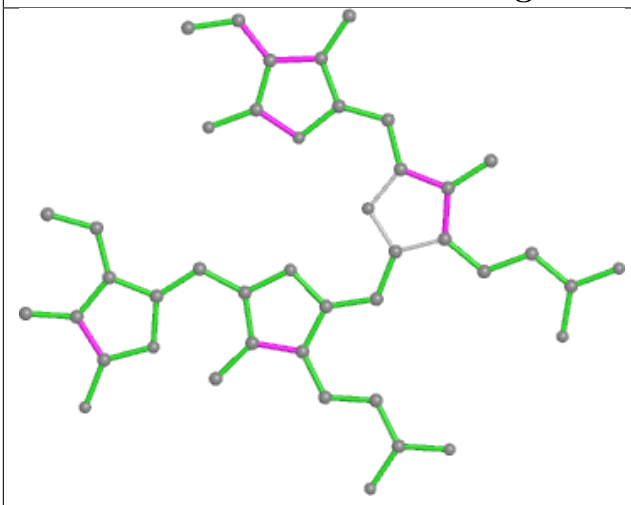

Bond lengths

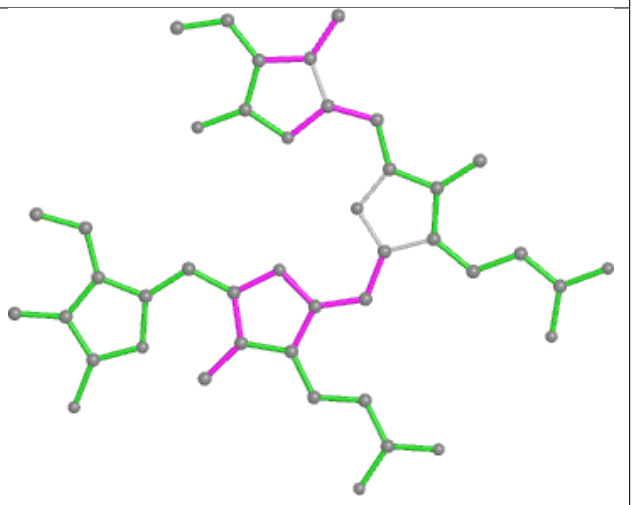

Bond angles

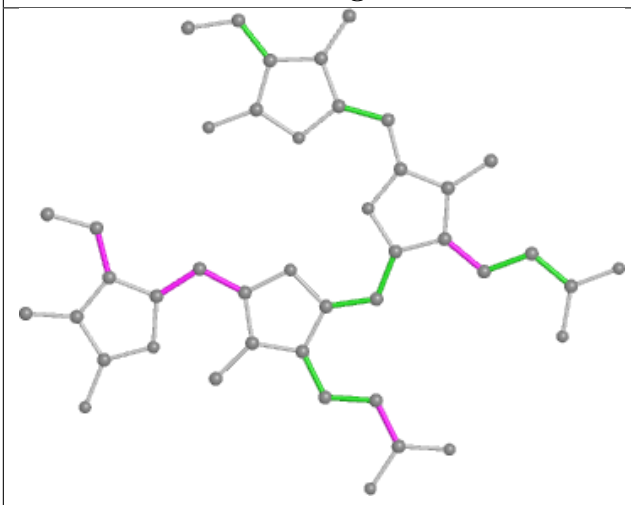

Torsions

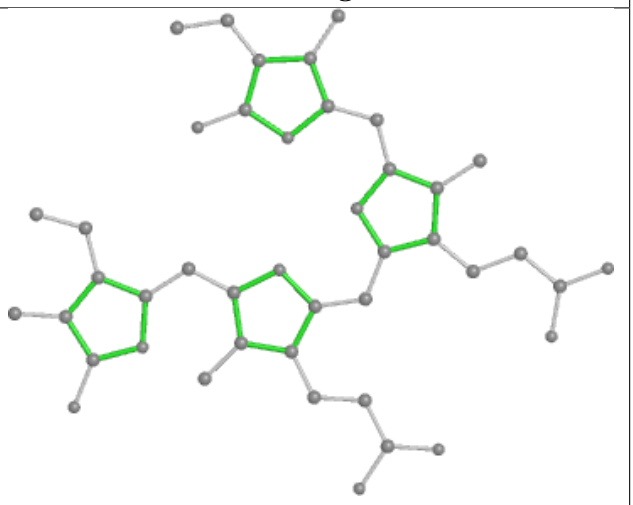

Rings

Ligand PEB T9 201

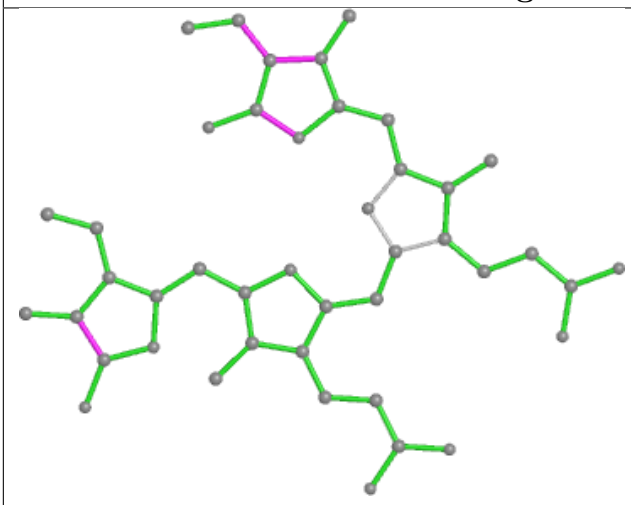

Bond lengths

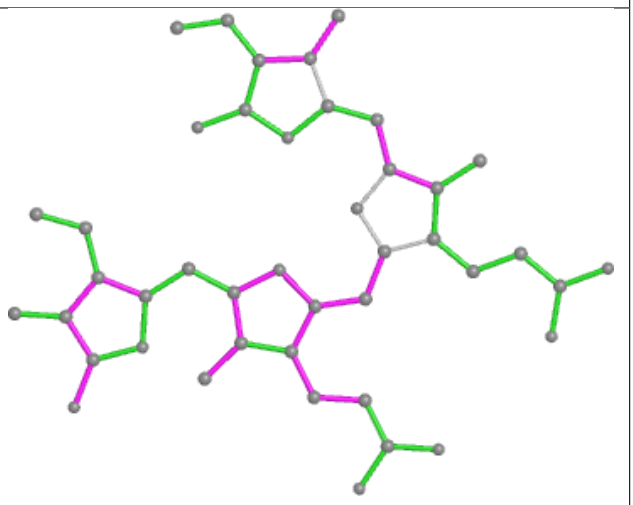

Bond angles

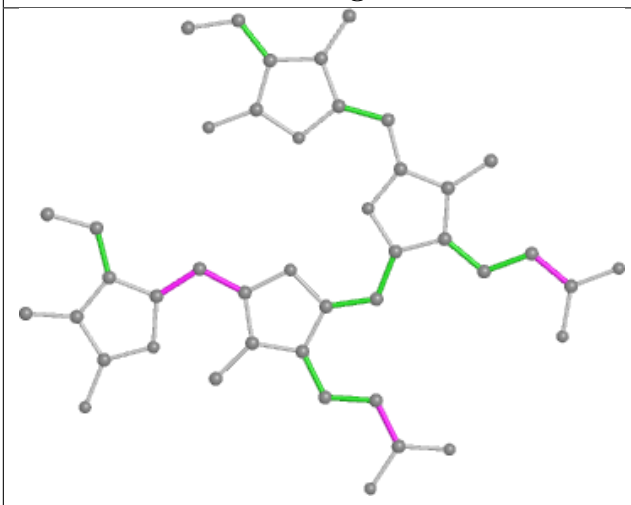

Torsions

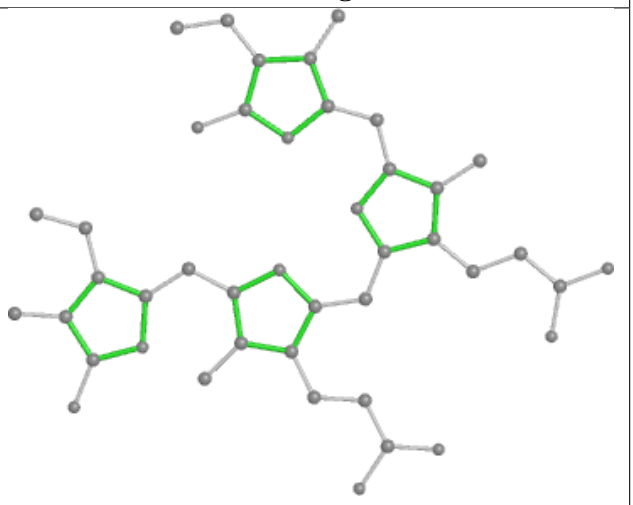

Rings

Ligand PEB hT 202

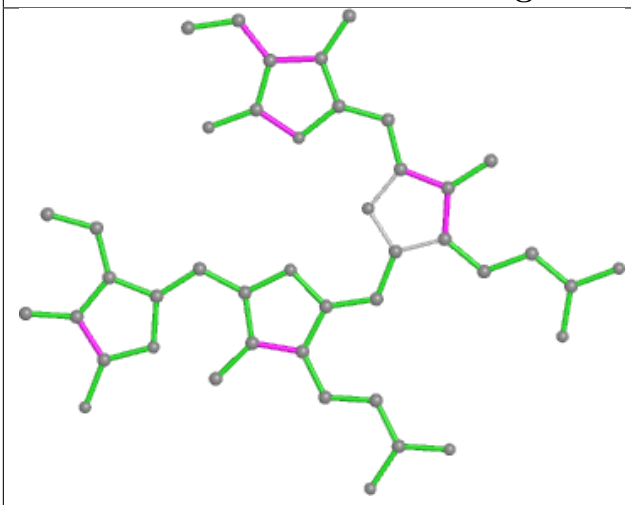

Bond lengths

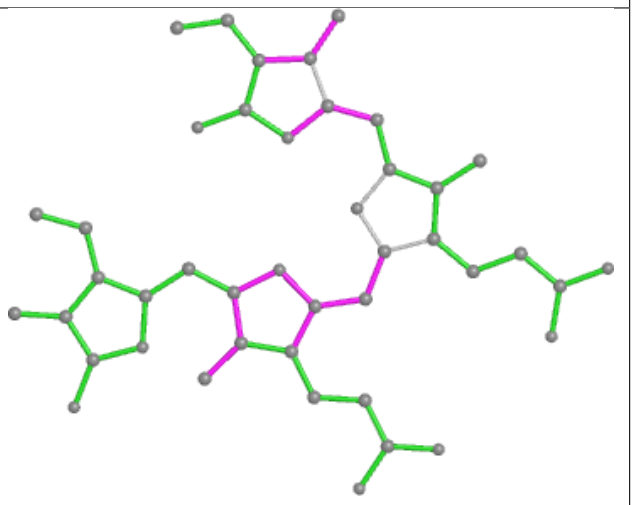

Bond angles

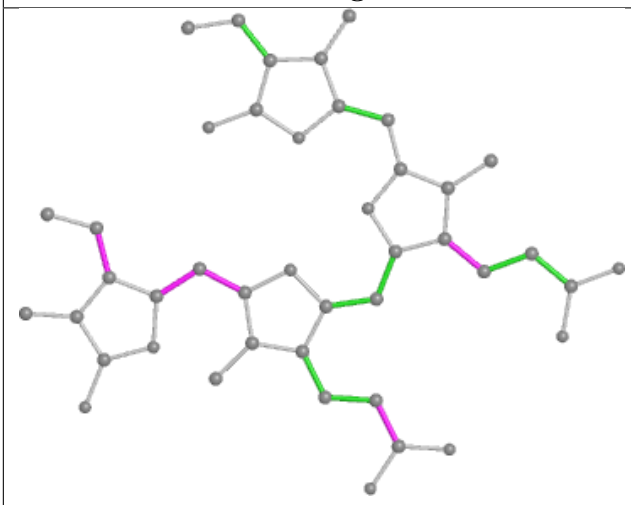

Torsions

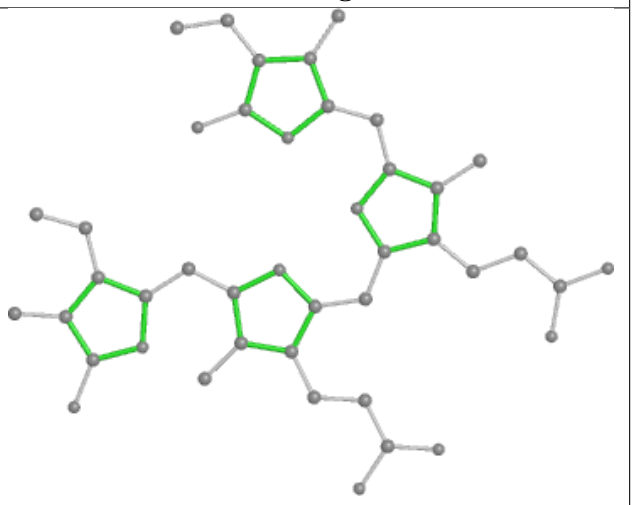

Rings

Ligand PUB n2 203

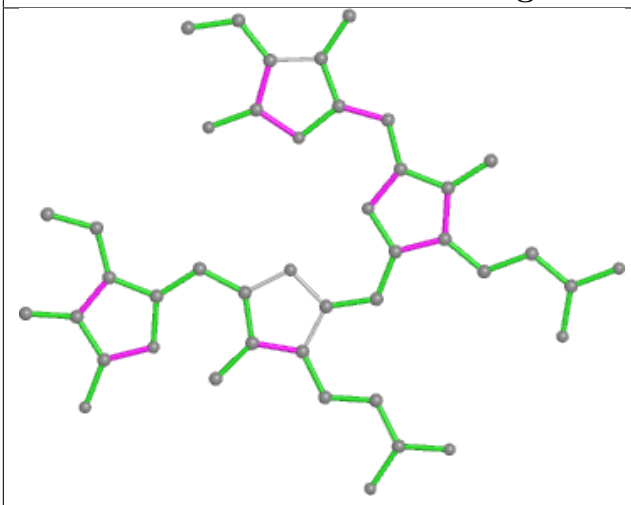

Bond lengths

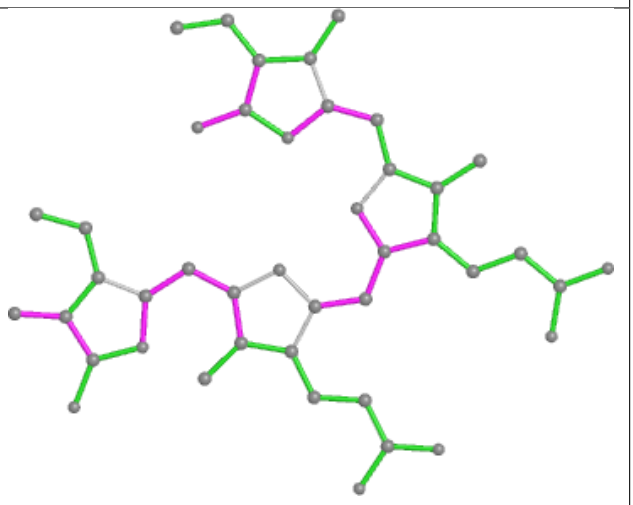

Bond angles

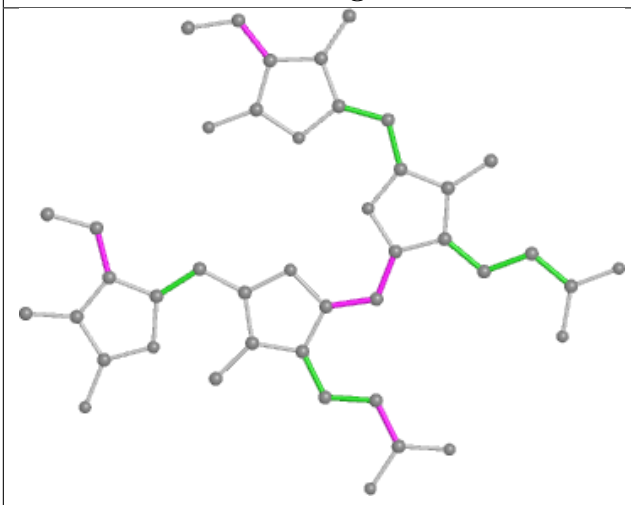

Torsions

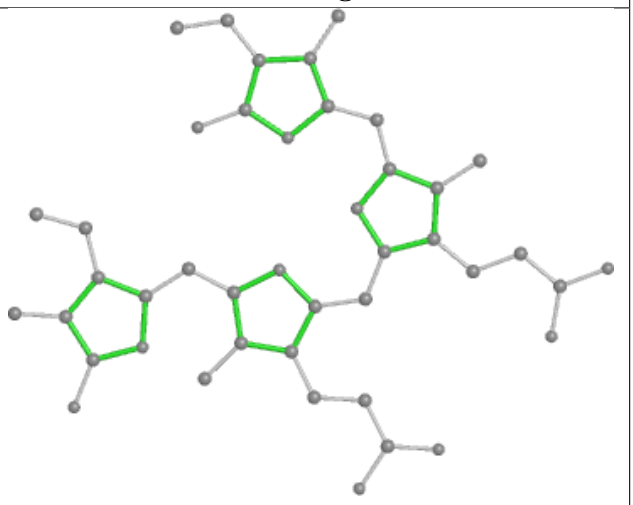

Rings

Ligand PEB i6 201

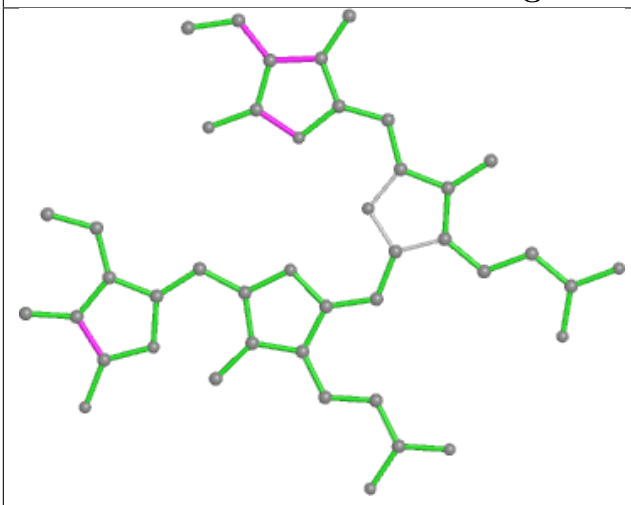

Bond lengths

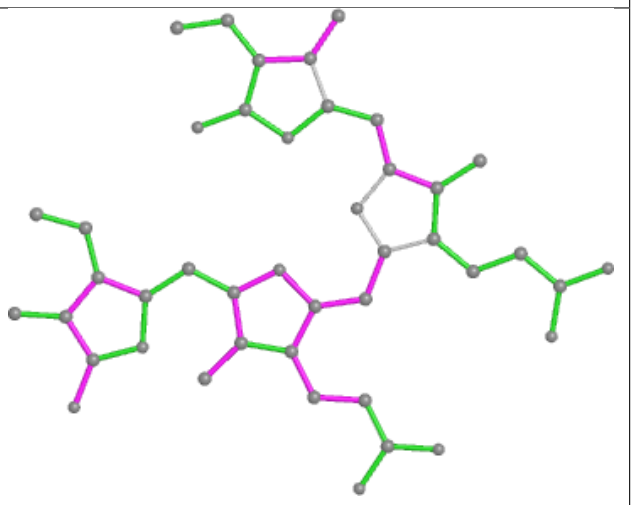

Bond angles

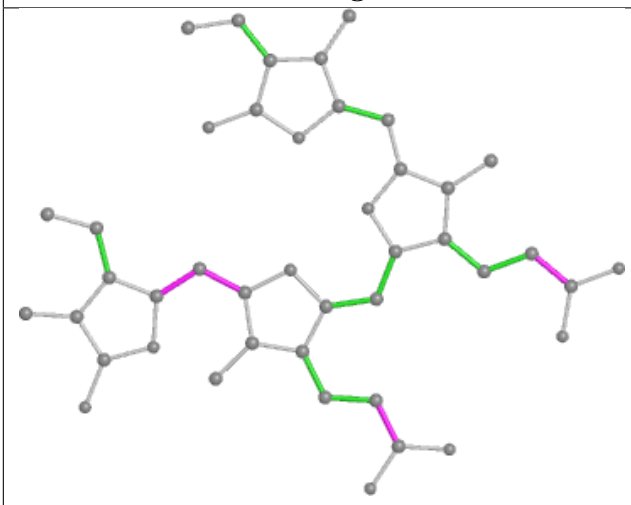

Torsions

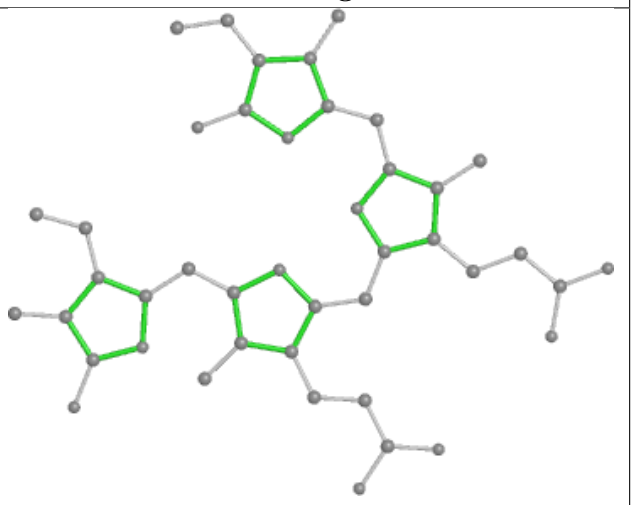

Rings

Ligand PEB ct 202

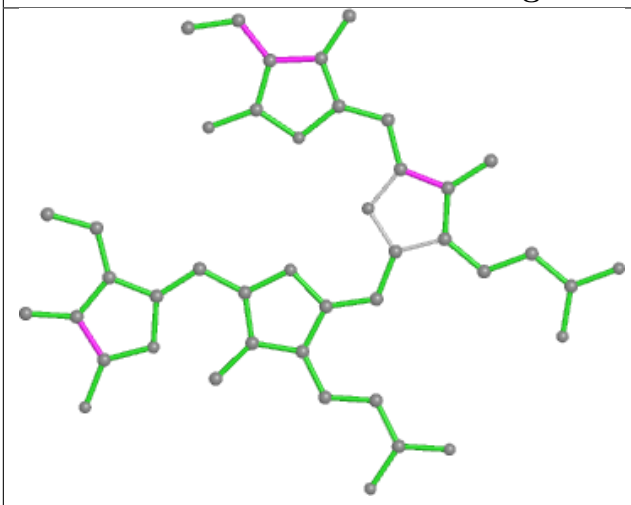

Bond lengths

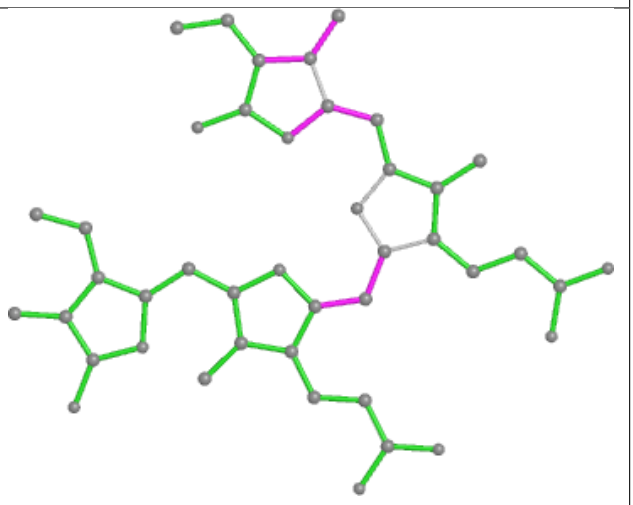

Bond angles

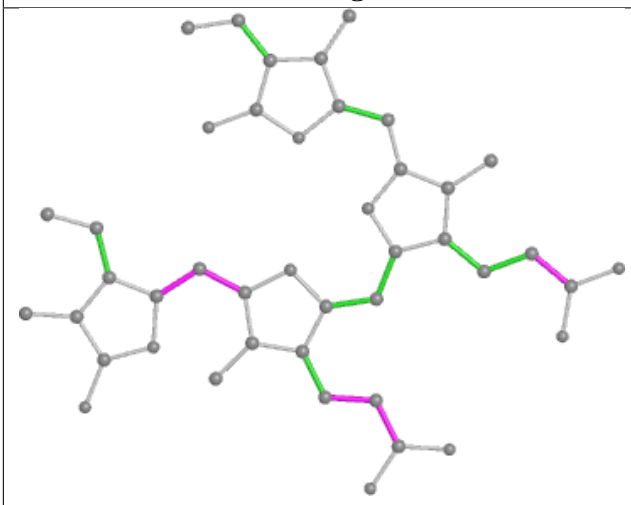

Torsions

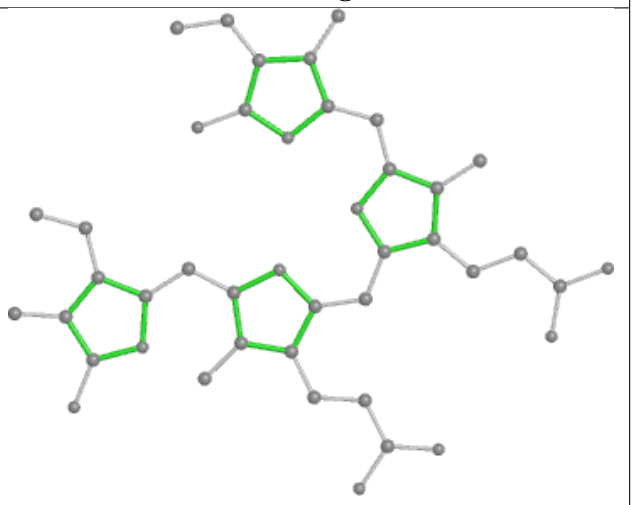

Rings

Ligand PEB h3 201

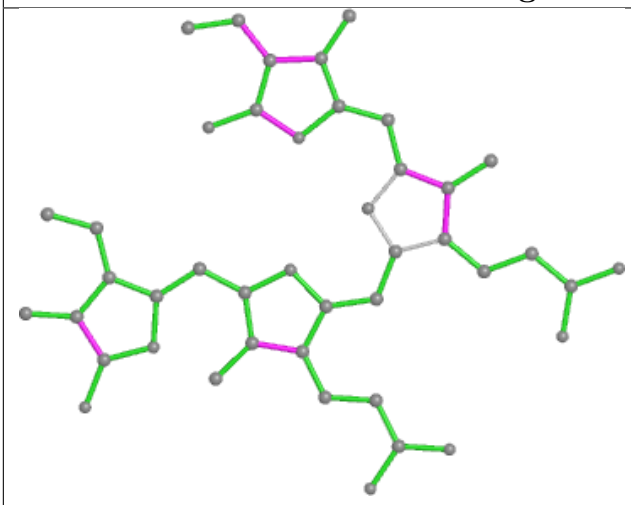

Bond lengths

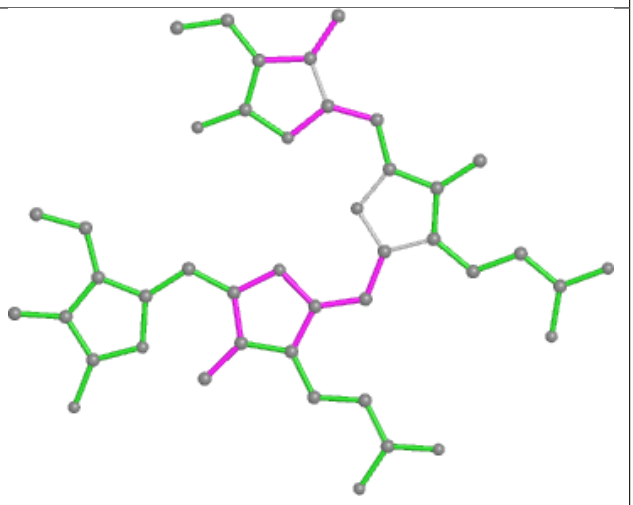

Bond angles

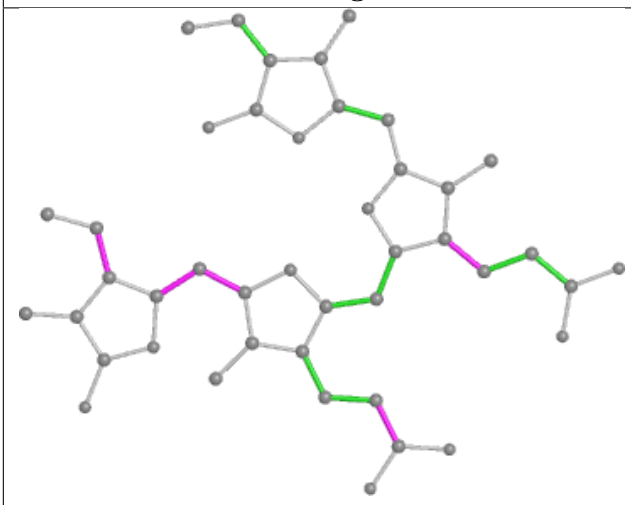

Torsions

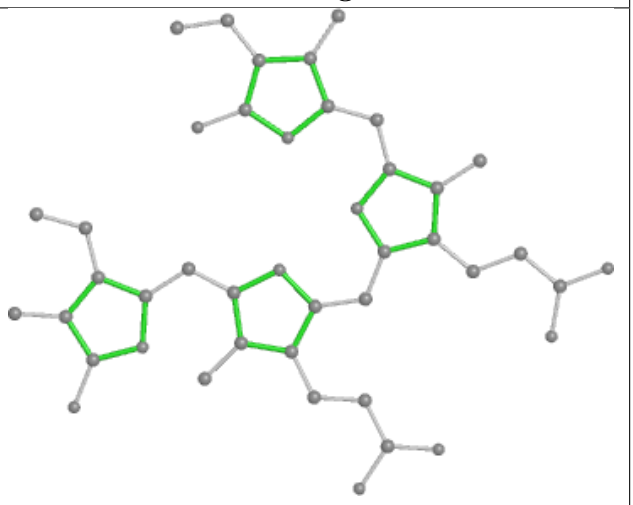

Rings

Ligand PEB y4 1001

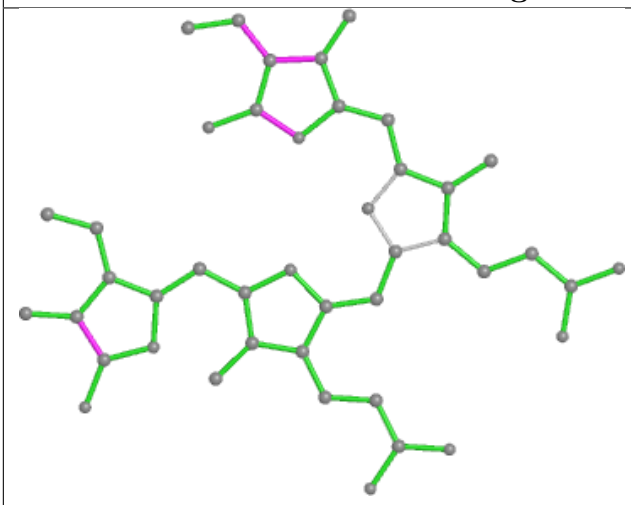

Bond lengths

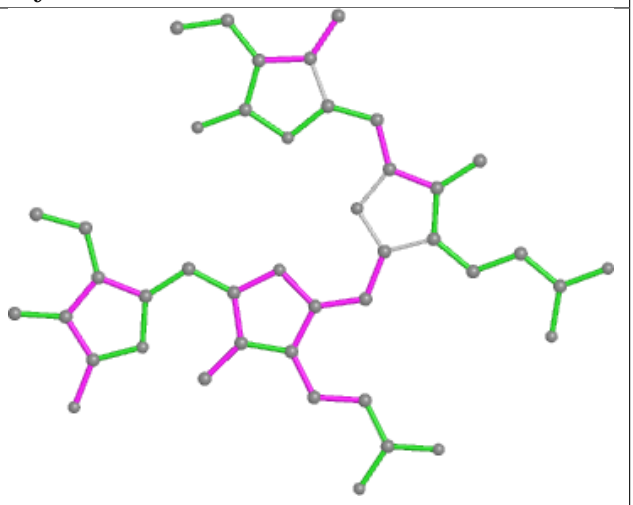

Bond angles

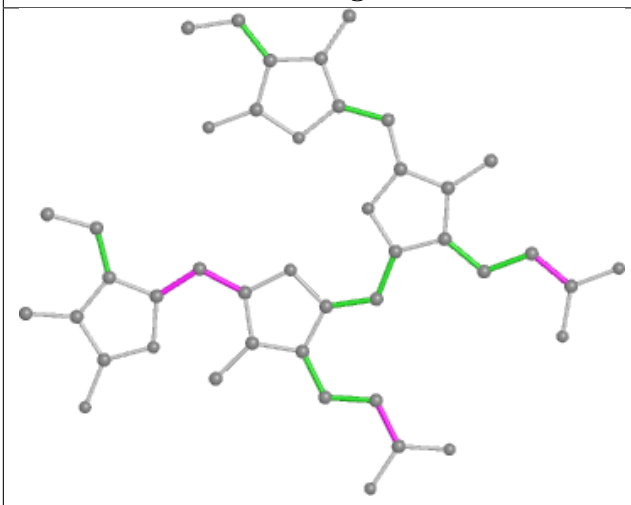

Torsions

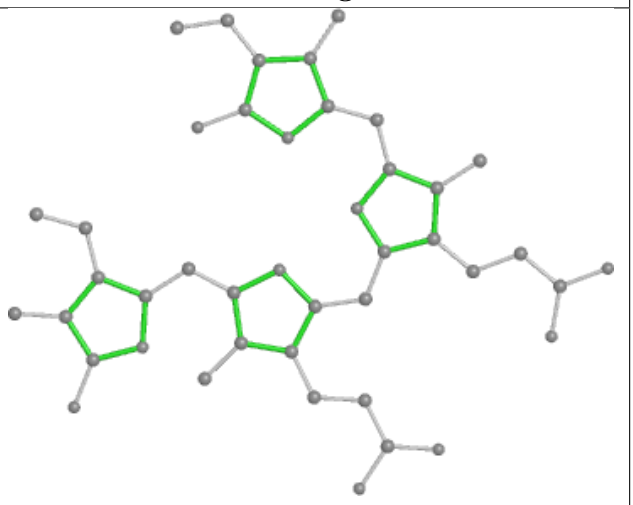

Rings

Ligand PEB ak 201

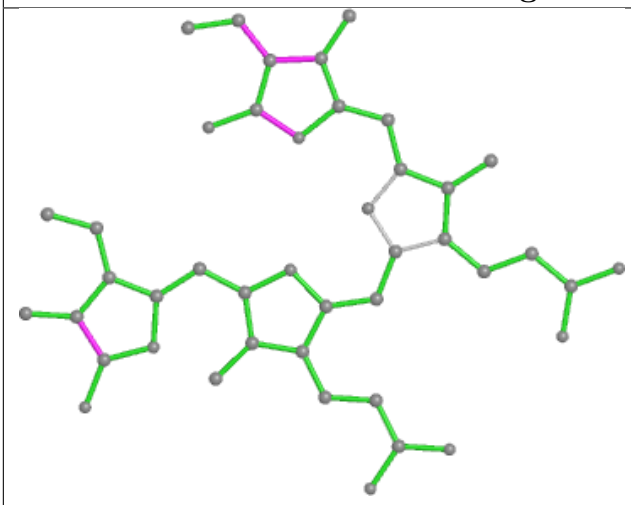

Bond lengths

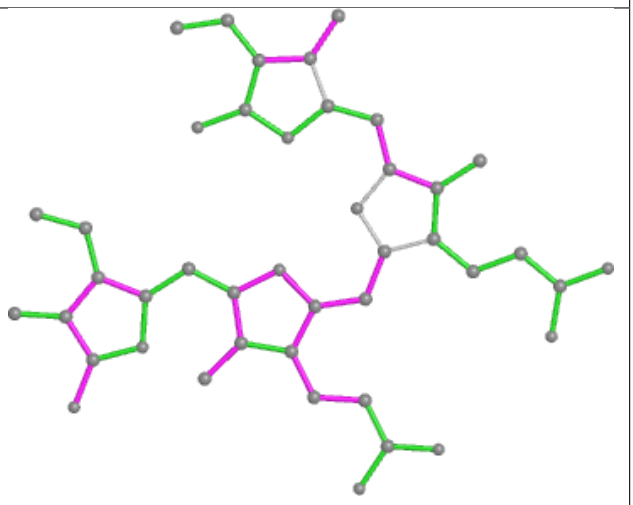

Bond angles

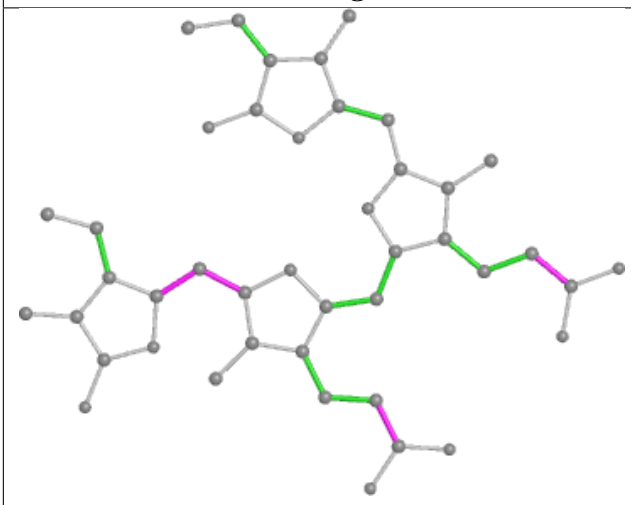

Torsions

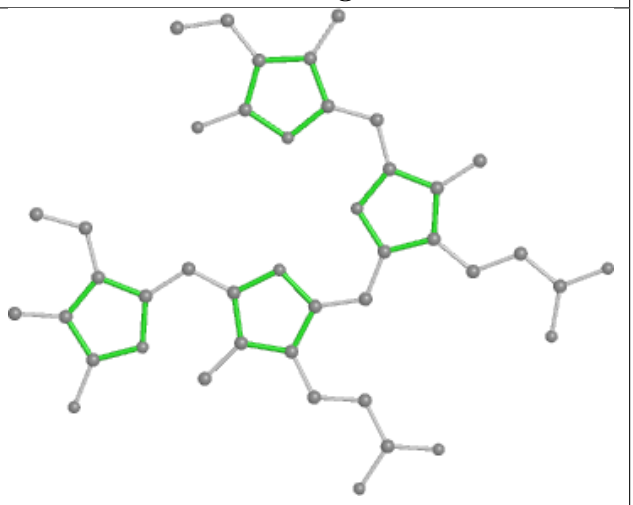

Rings

Ligand PEB q4 201

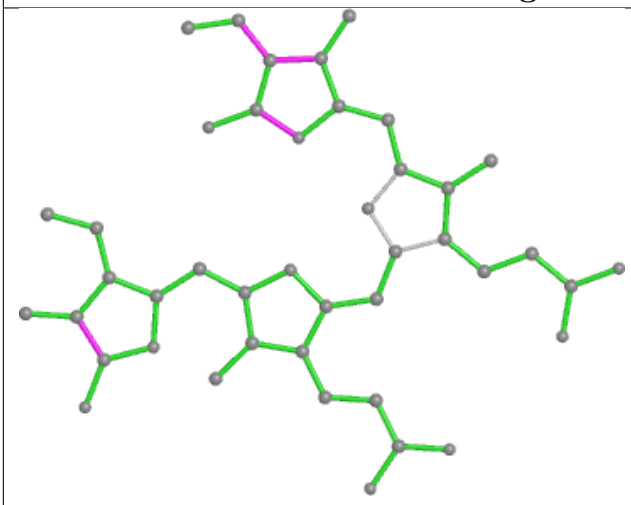

Bond lengths

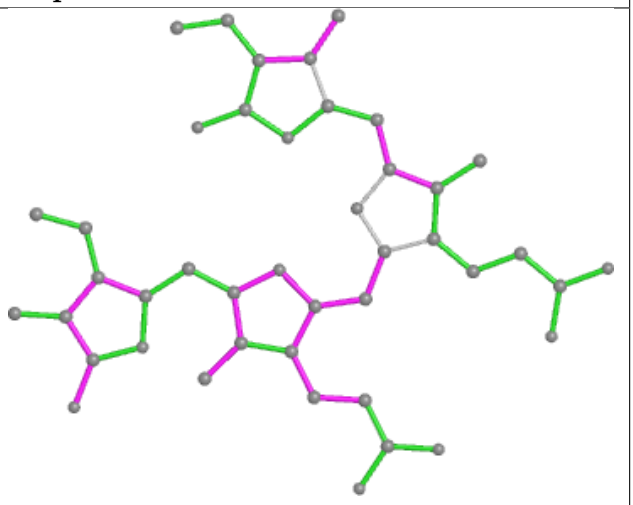

Bond angles

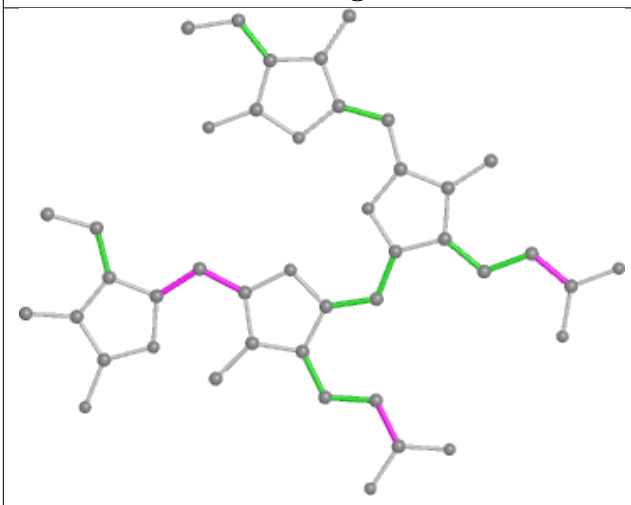

Torsions

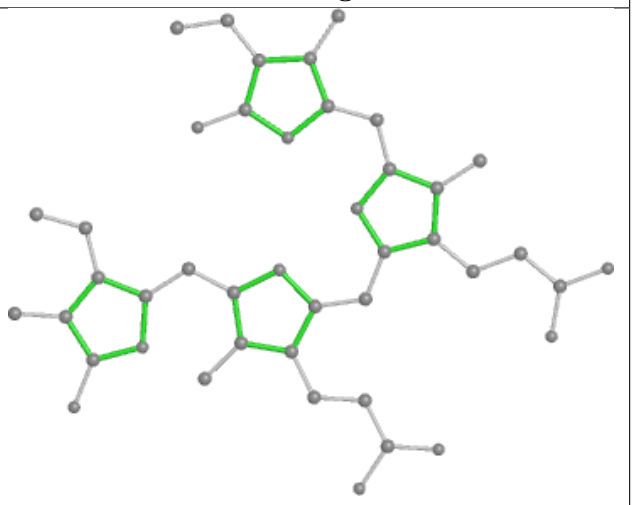

Rings

Ligand PEB W4 202

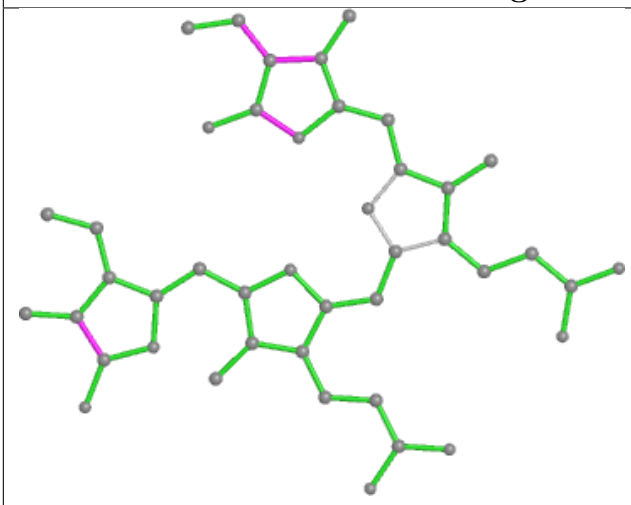

Bond lengths

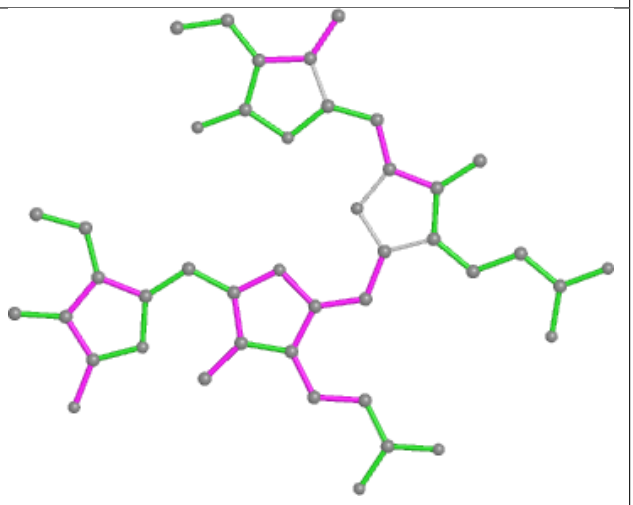

Bond angles

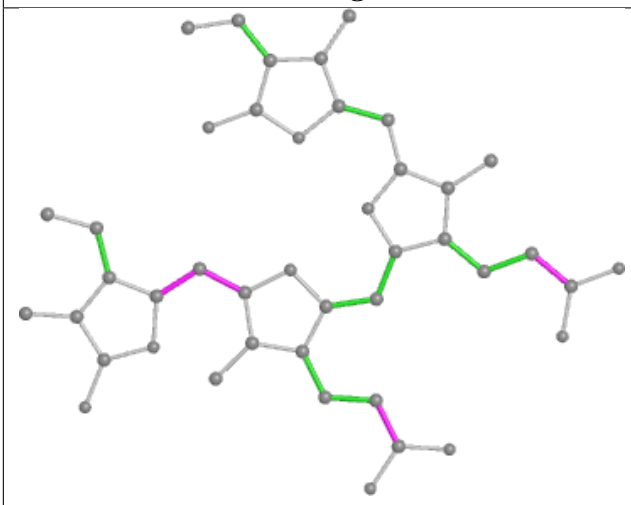

Torsions

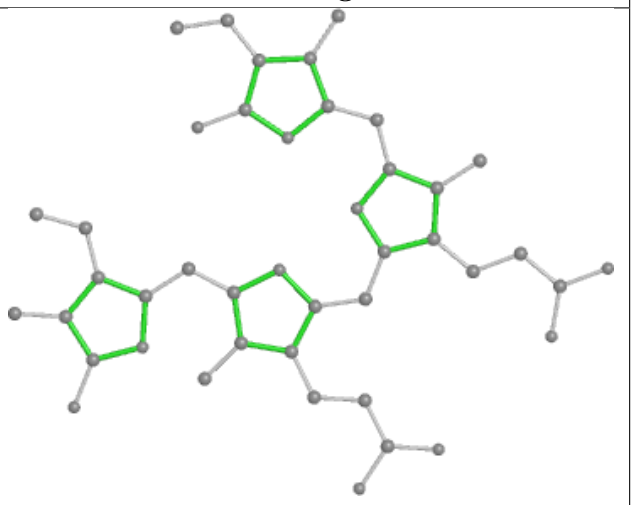

Rings

Ligand PEB cc 201

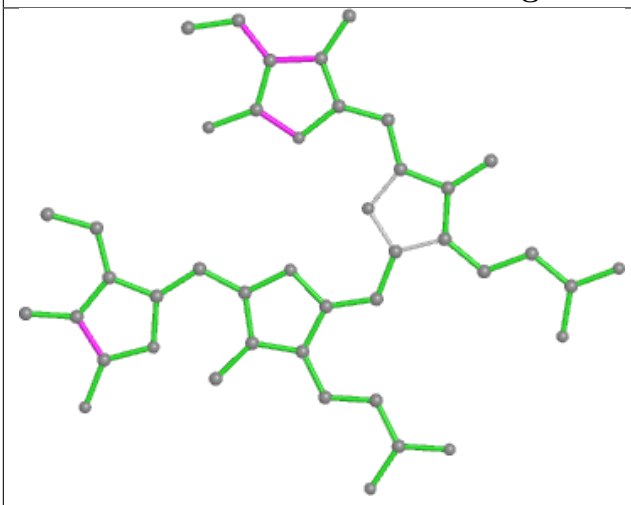

Bond lengths

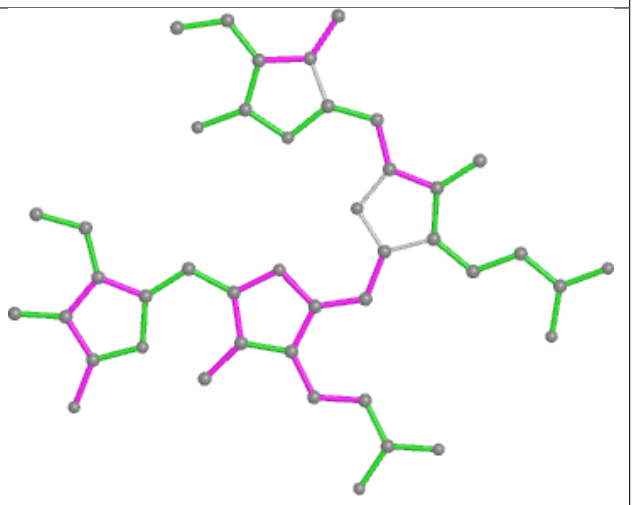

Bond angles

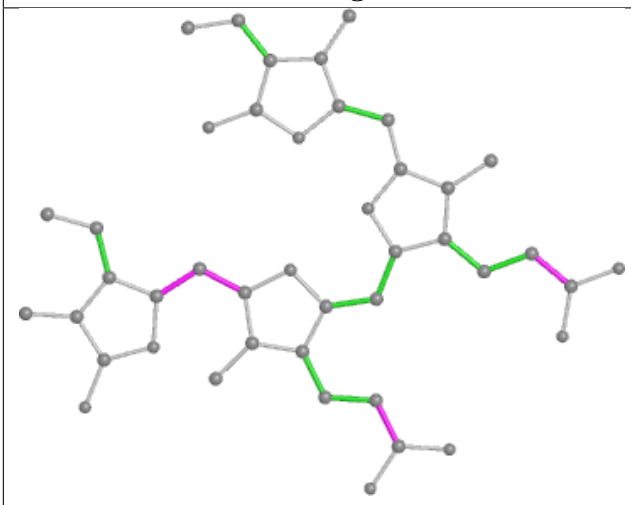

Torsions

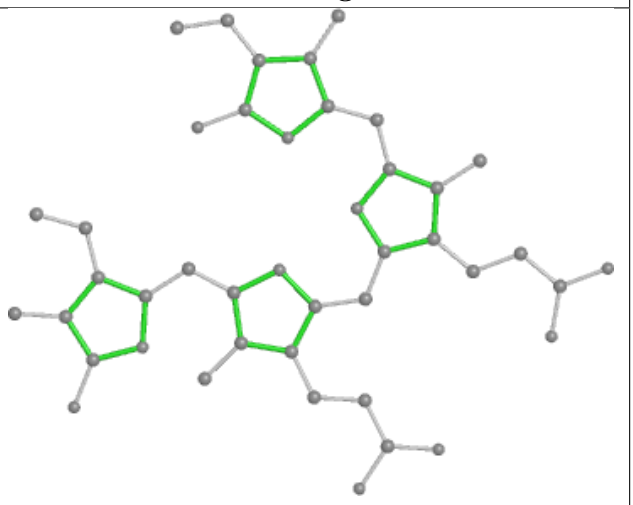

Rings

Ligand PEB eA 1001

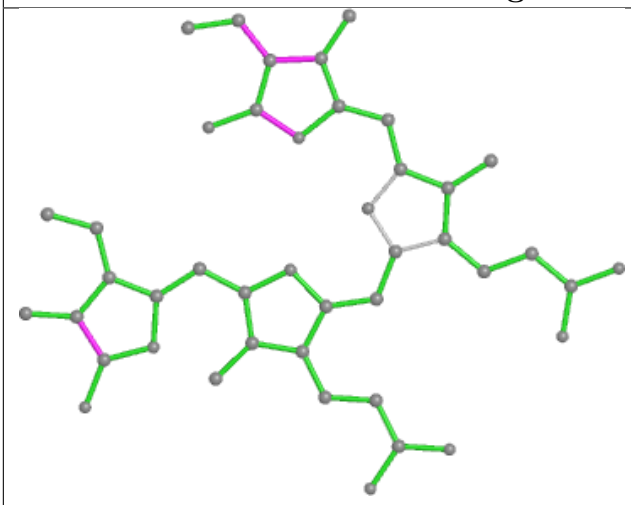

Bond lengths

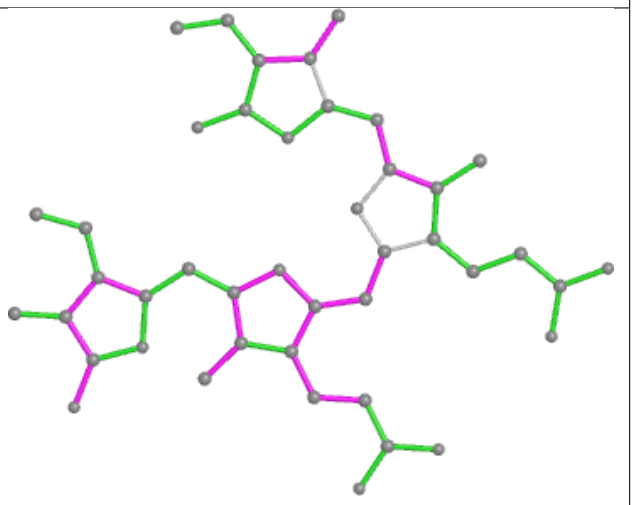

Bond angles

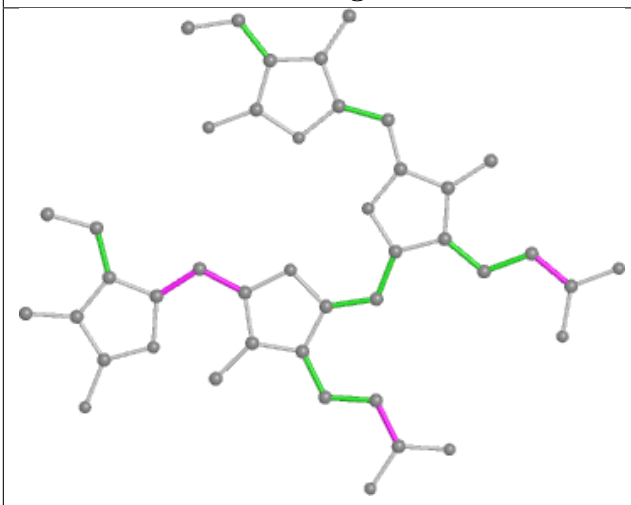

Torsions

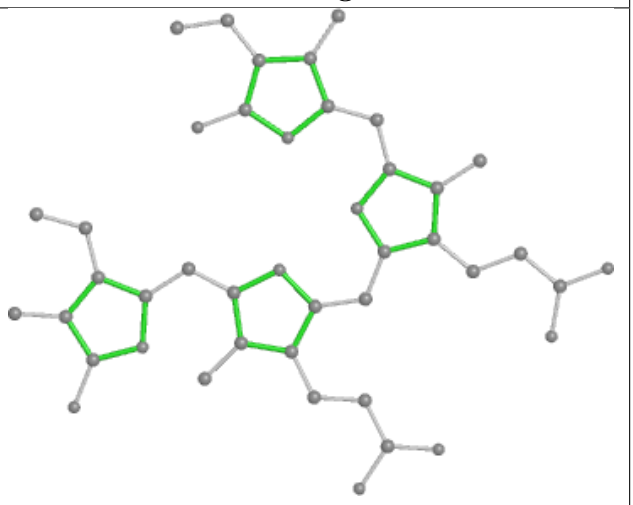

Rings

Ligand PEB G8 202

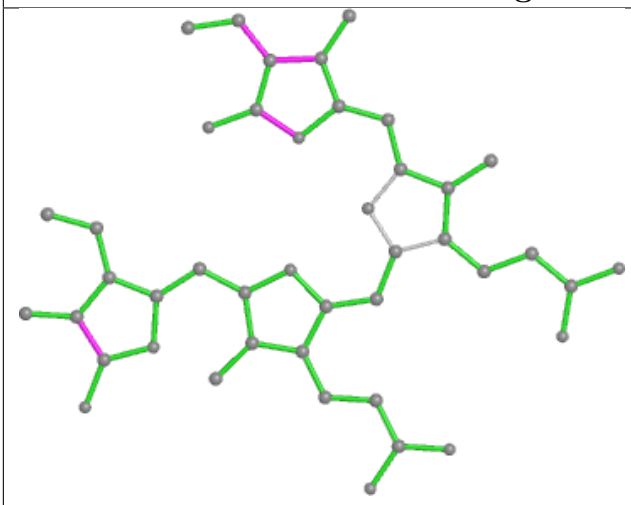

Bond lengths

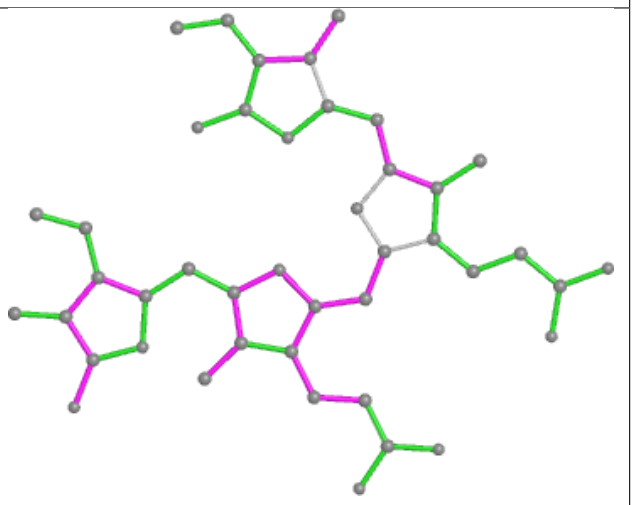

Bond angles

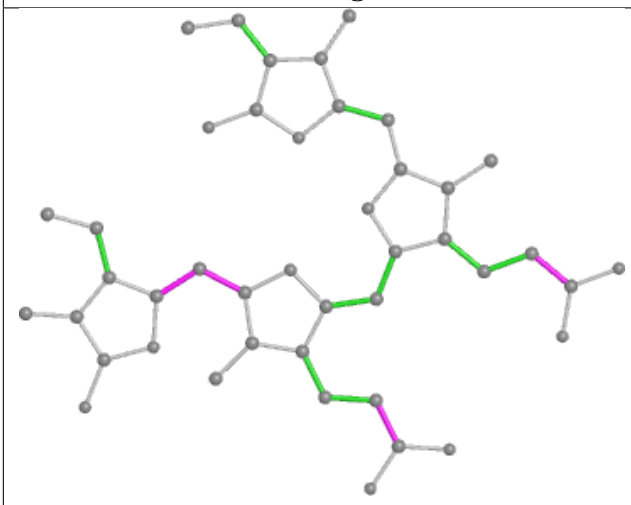

Torsions

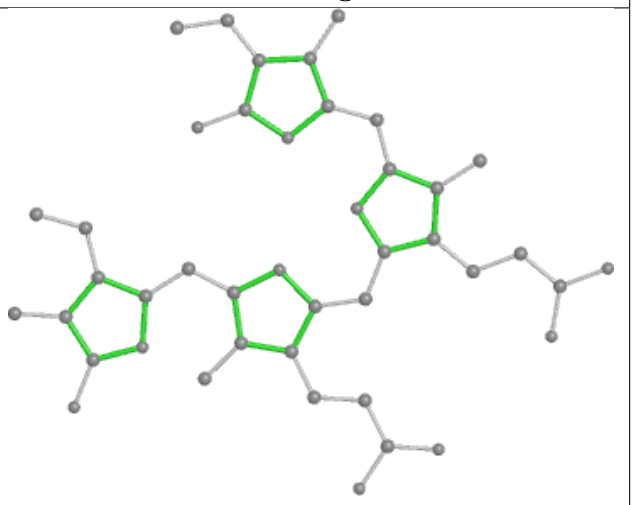

Rings

Ligand PEB eV 202

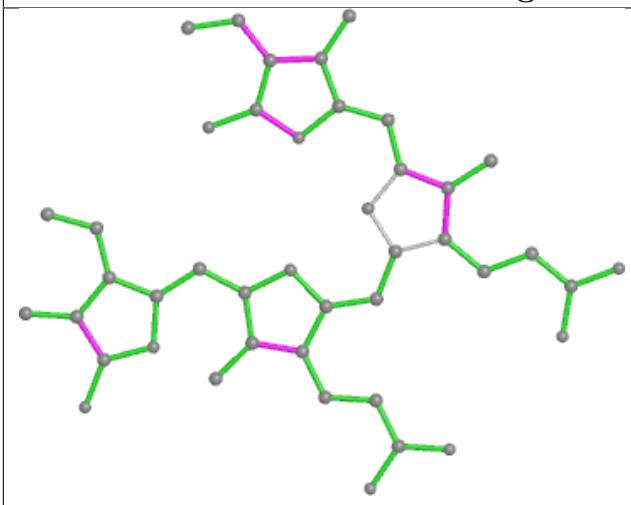

Bond lengths

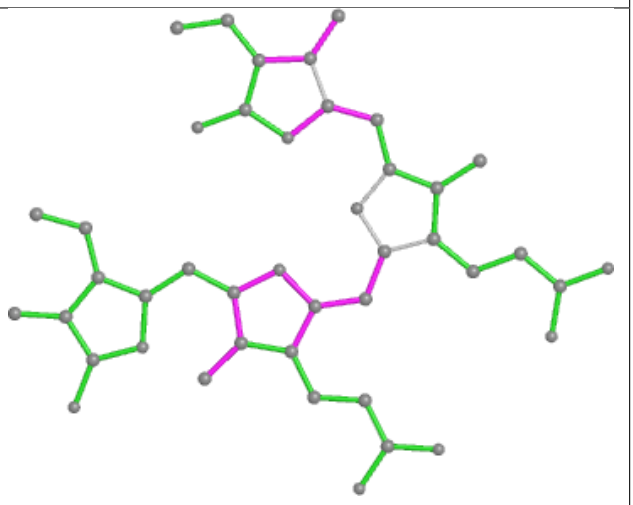

Bond angles

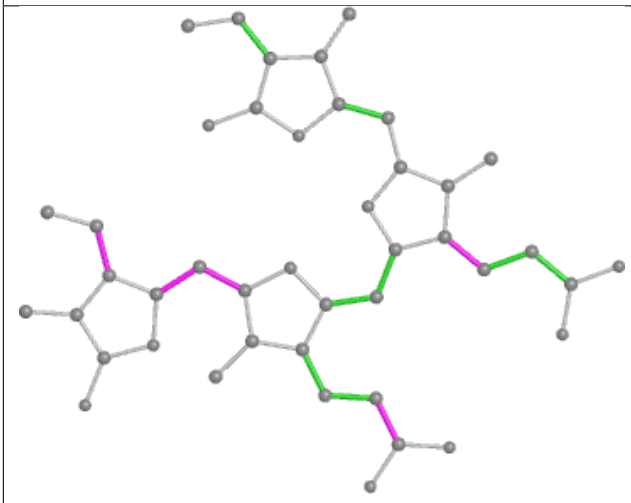

Torsions

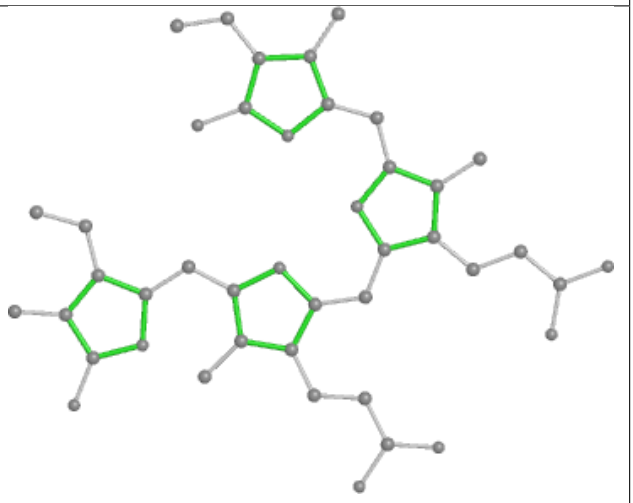

Rings

Ligand PUB lb 203

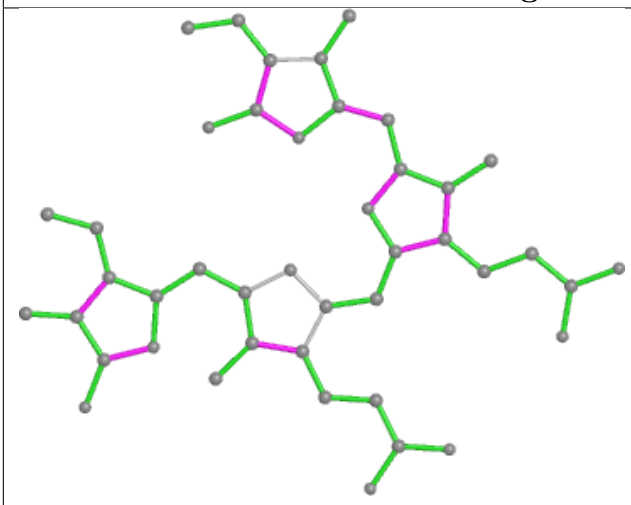

Bond lengths

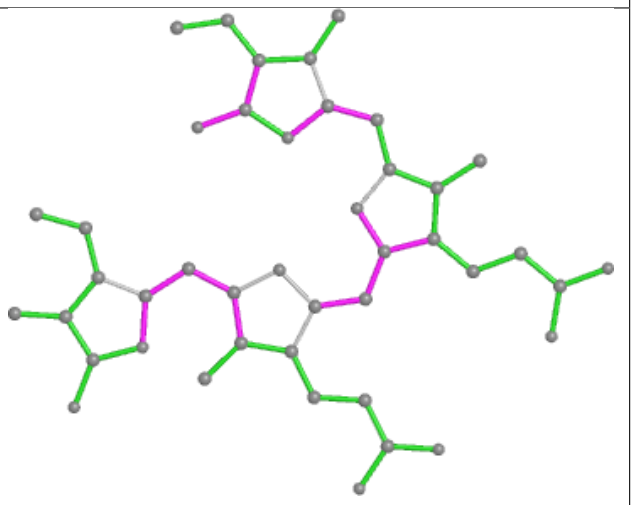

Bond angles

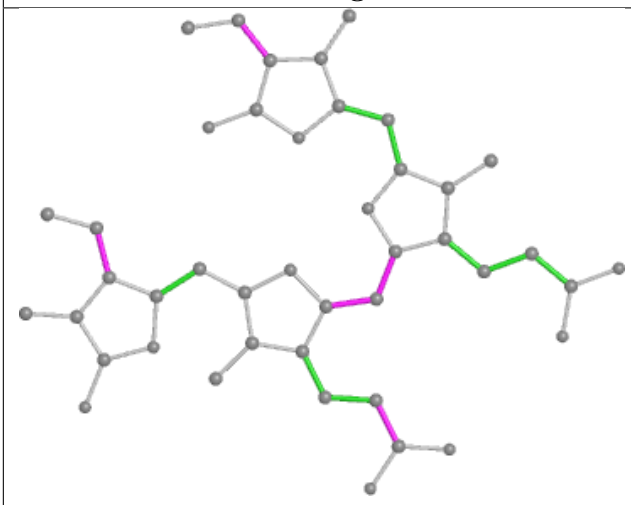

Torsions

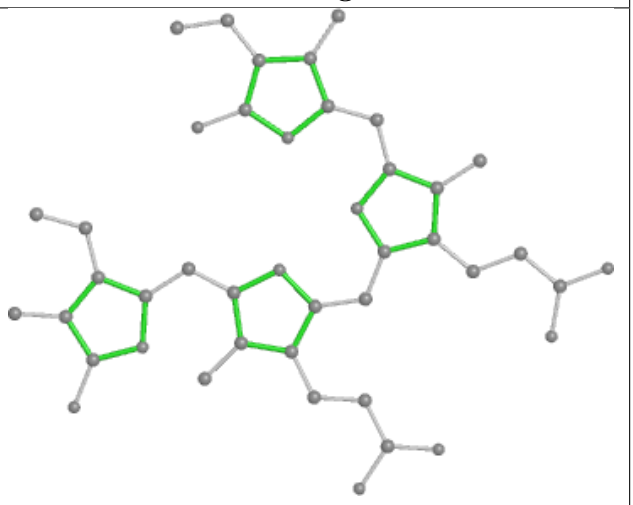

Rings

Ligand PEB i9 201

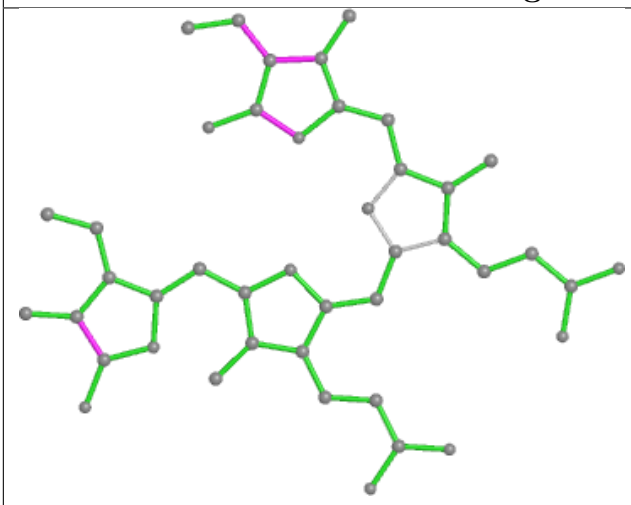

Bond lengths

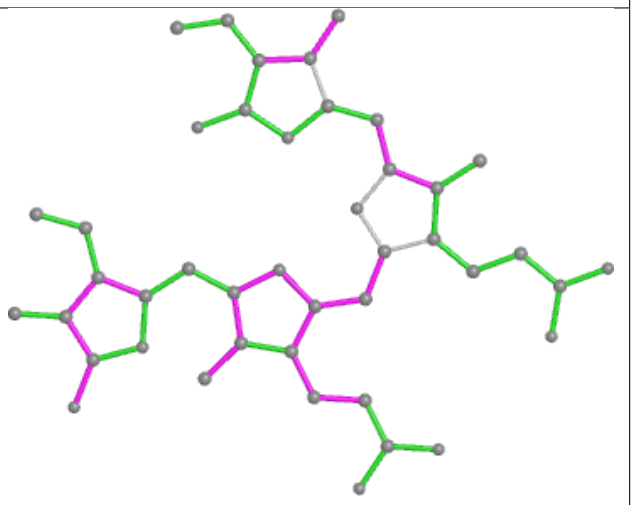

Bond angles

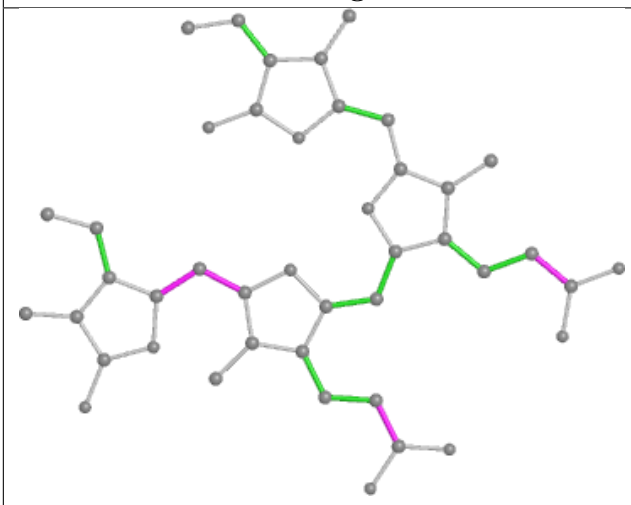

Torsions

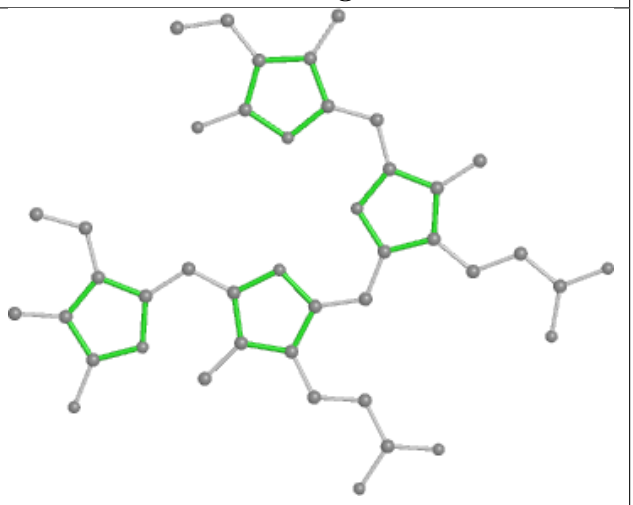

Rings

Ligand PUB 44 305

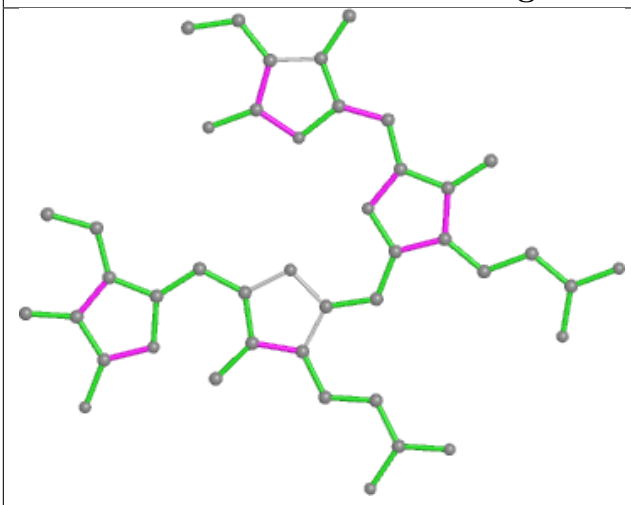

Bond lengths

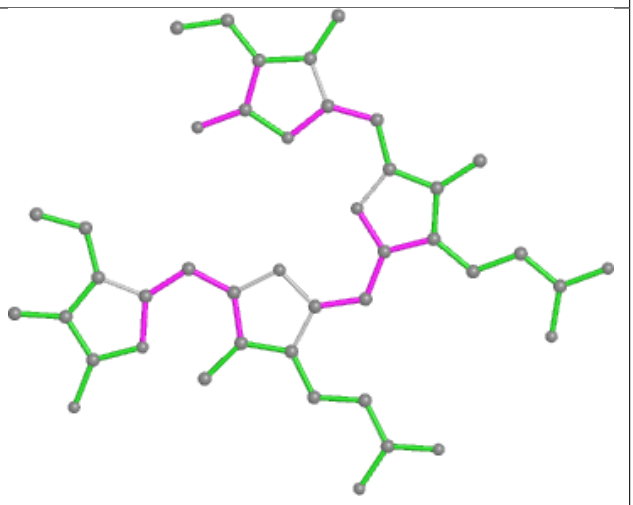

Bond angles

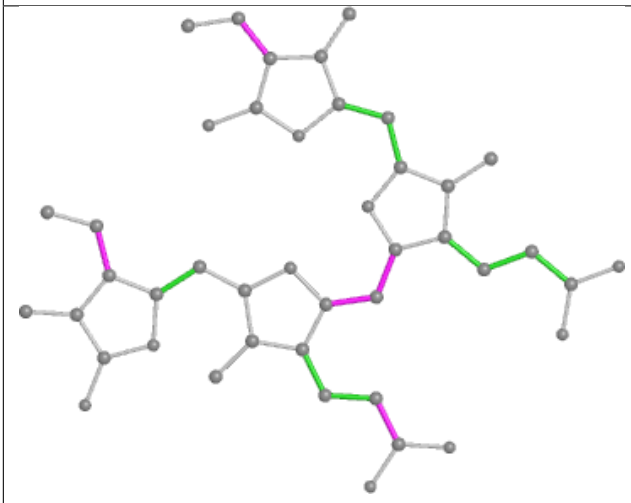

Torsions

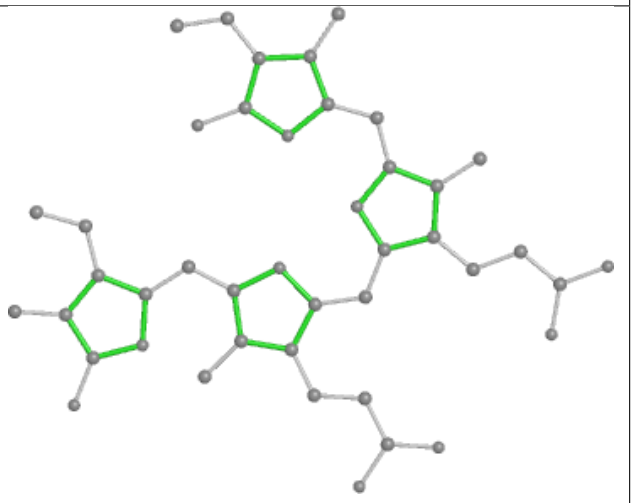

Rings

Ligand PEB ap 201

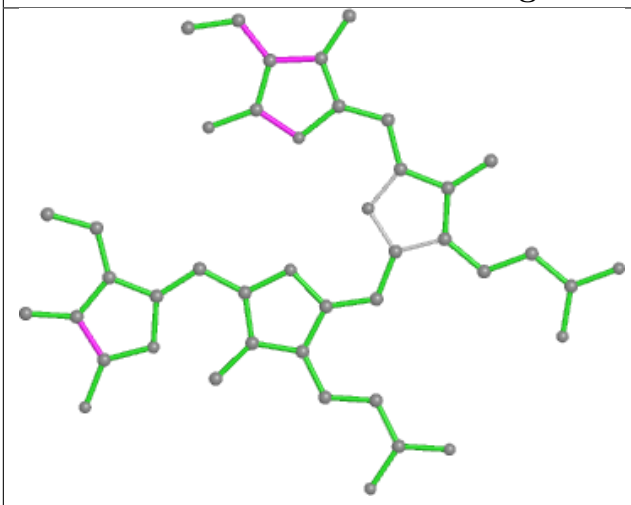

Bond lengths

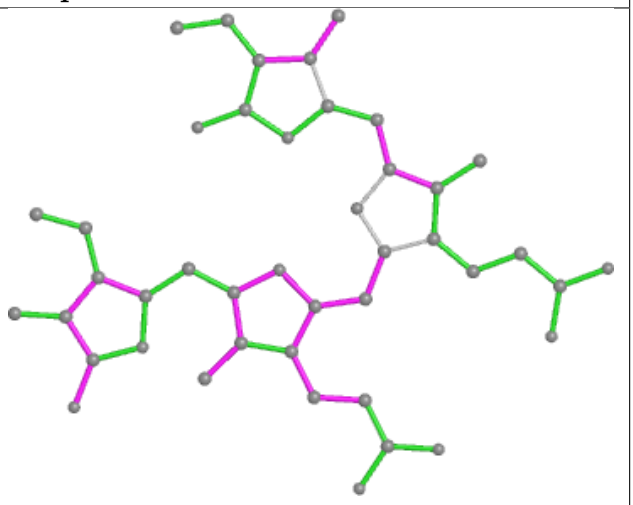

Bond angles

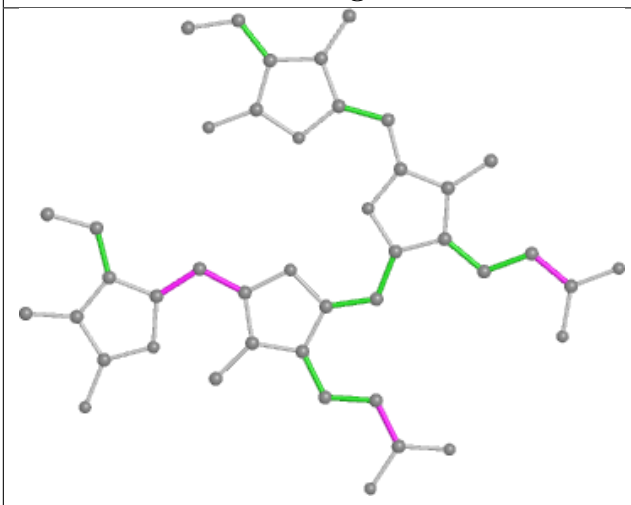

Torsions

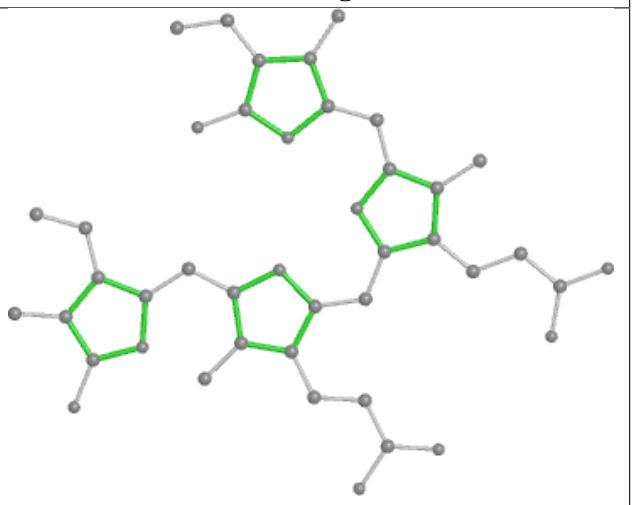

Rings

Ligand PEB w5 201

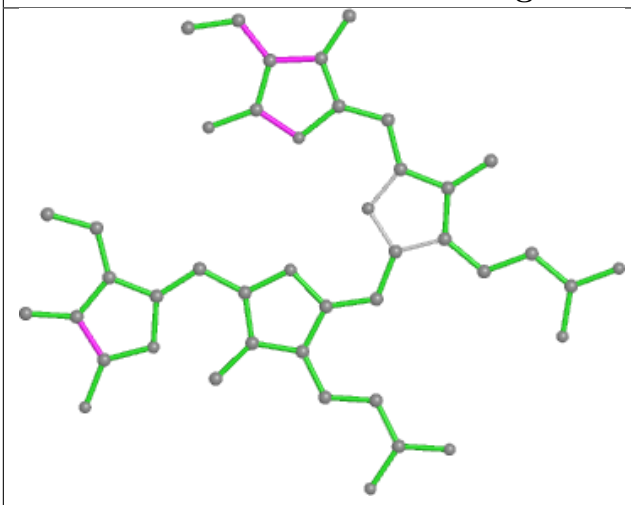

Bond lengths

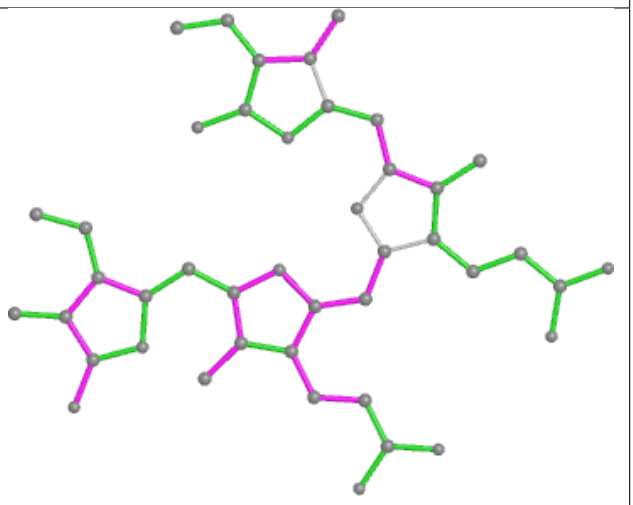

Bond angles

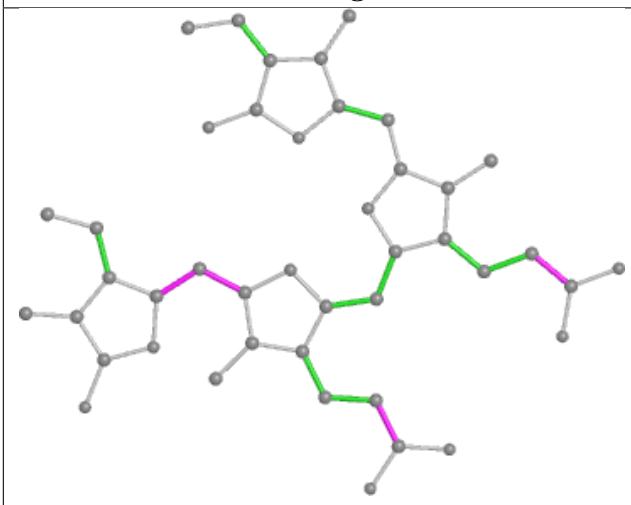

Torsions

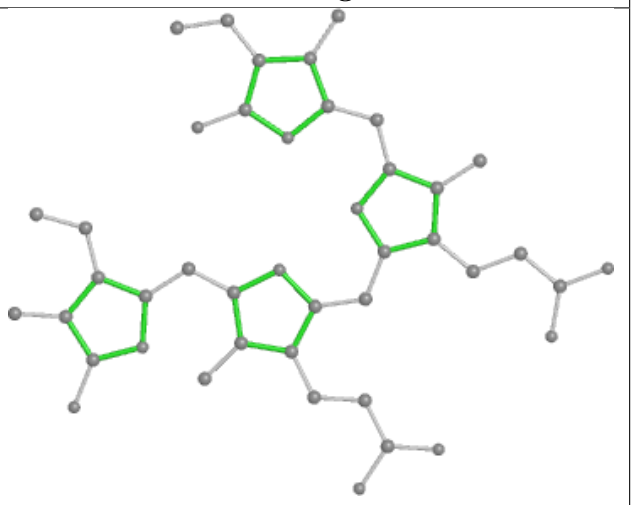

Rings

Ligand PEB fd 303

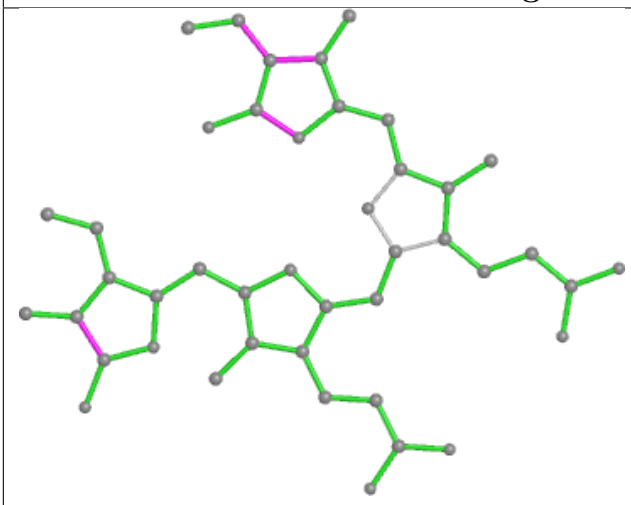

Bond lengths

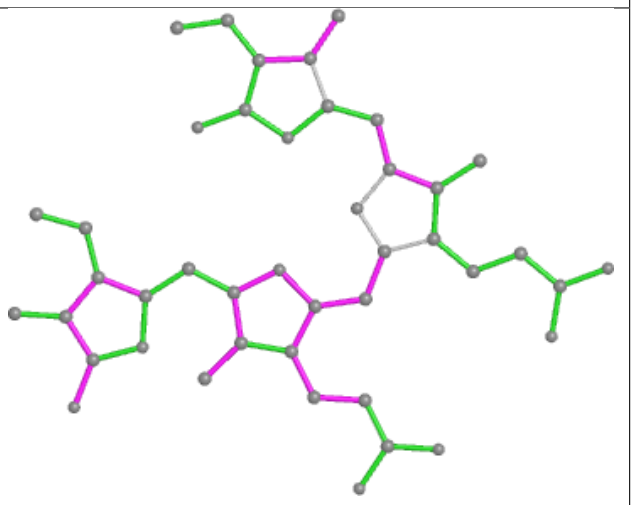

Bond angles

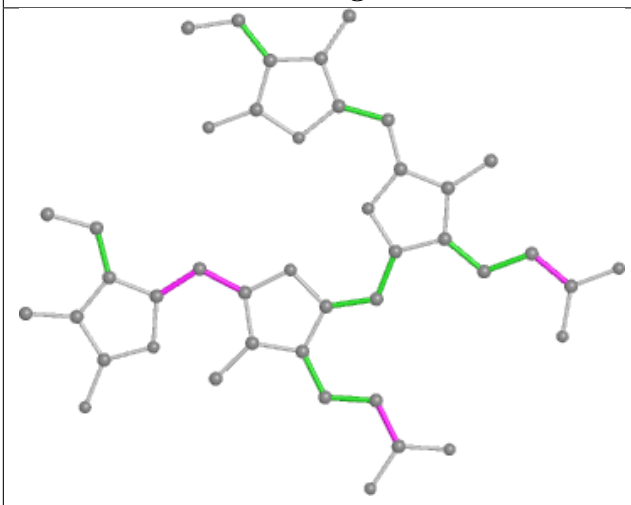

Torsions

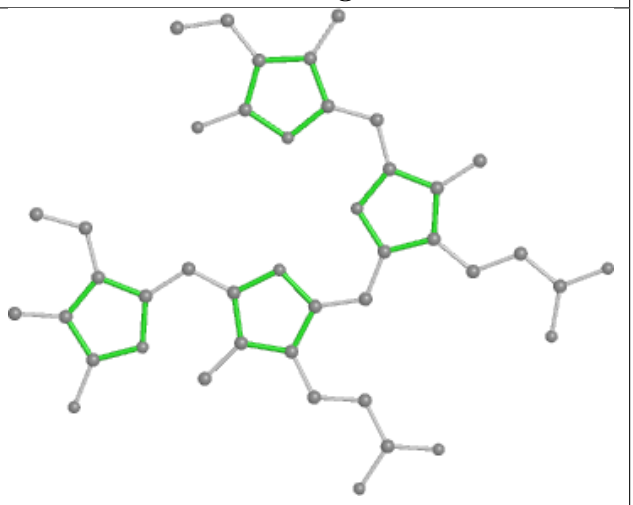

Rings

Ligand PEB l8 202

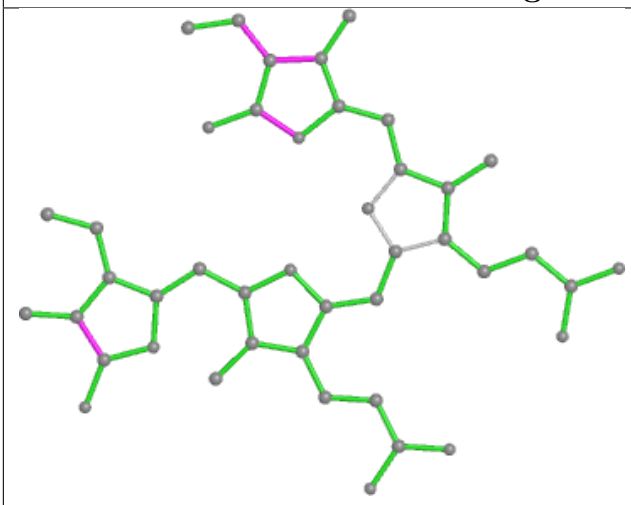

Bond lengths

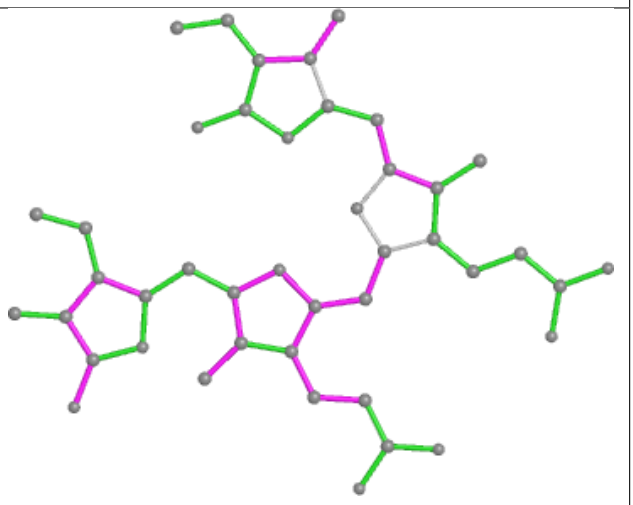

Bond angles

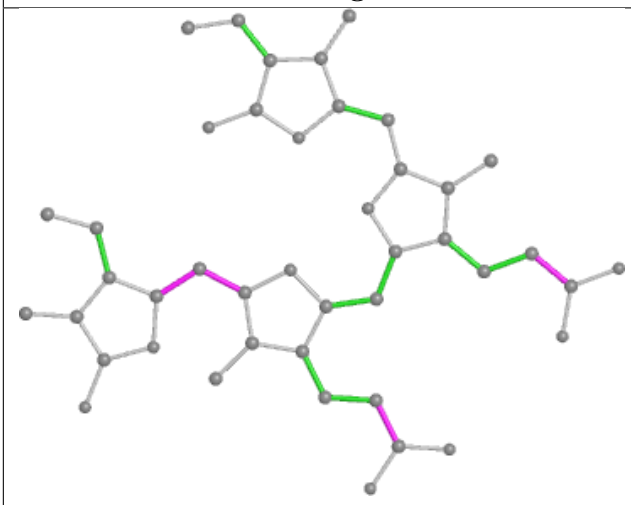

Torsions

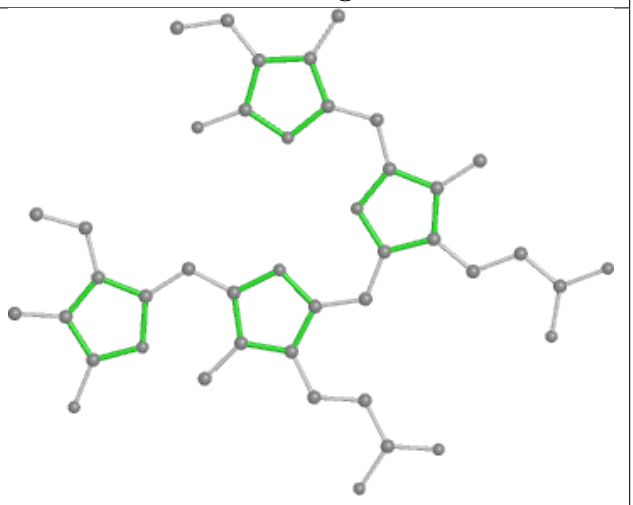

Rings

Ligand PEB fq 201

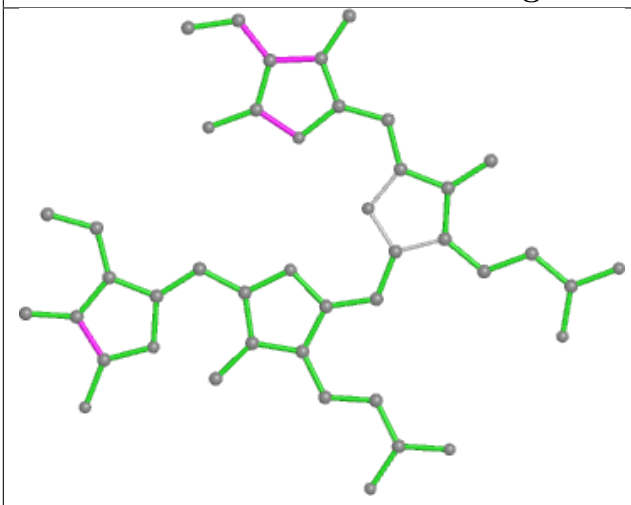

Bond lengths

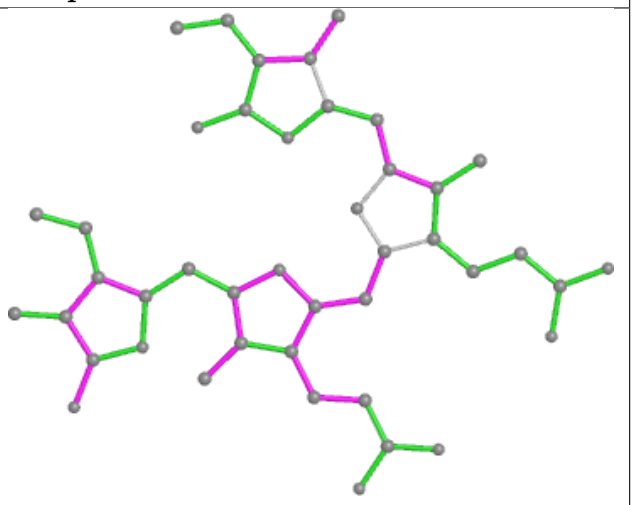

Bond angles

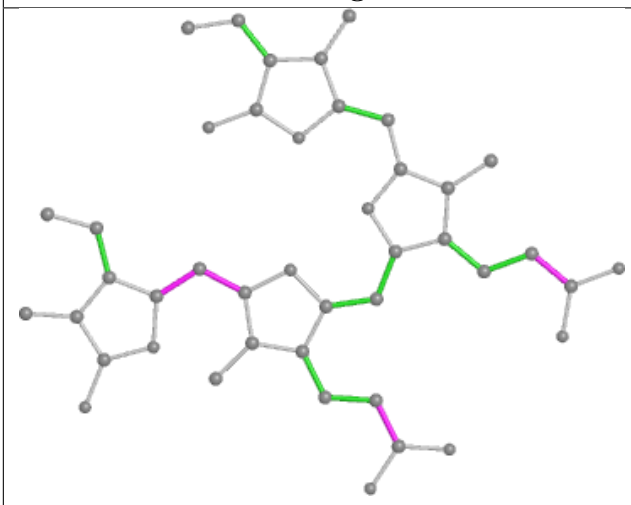

Torsions

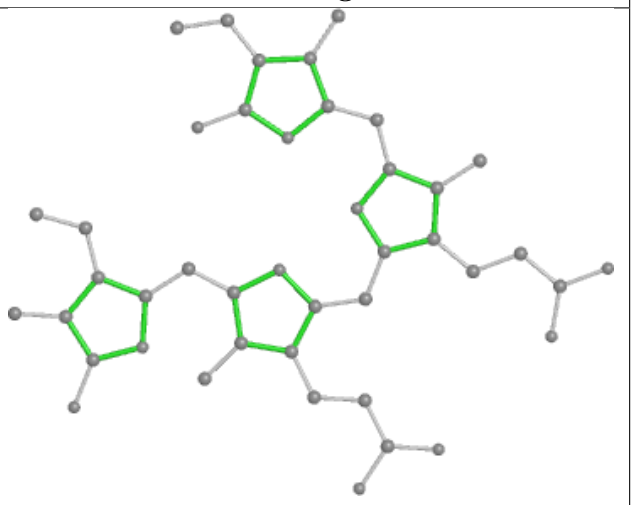

Rings

Ligand PEB gi 201

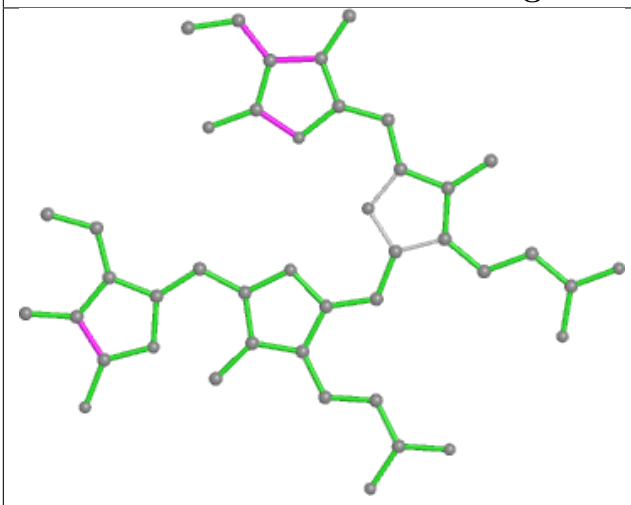

Bond lengths

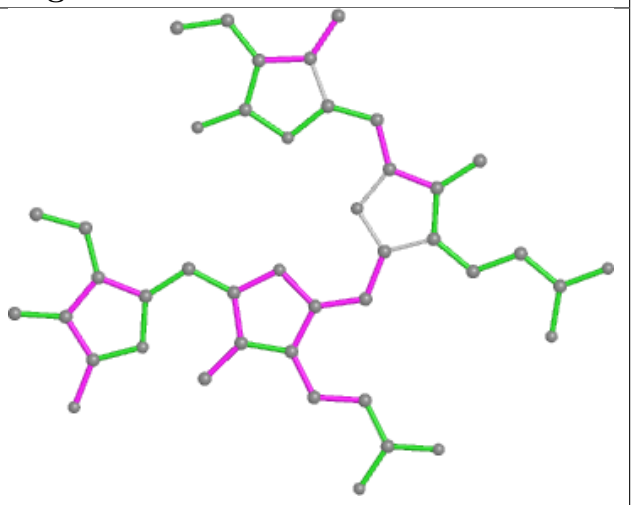

Bond angles

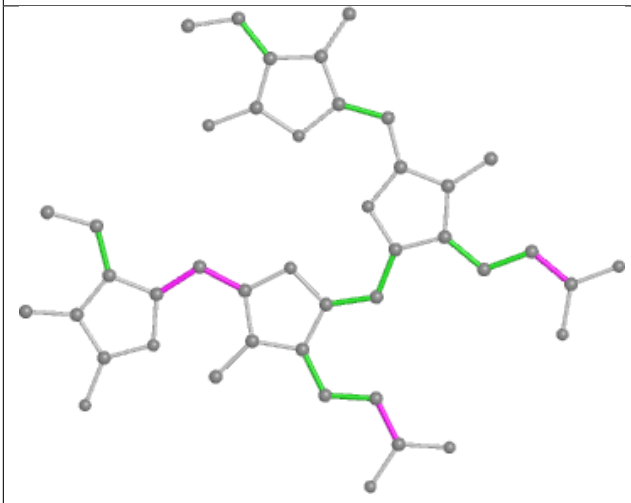

Torsions

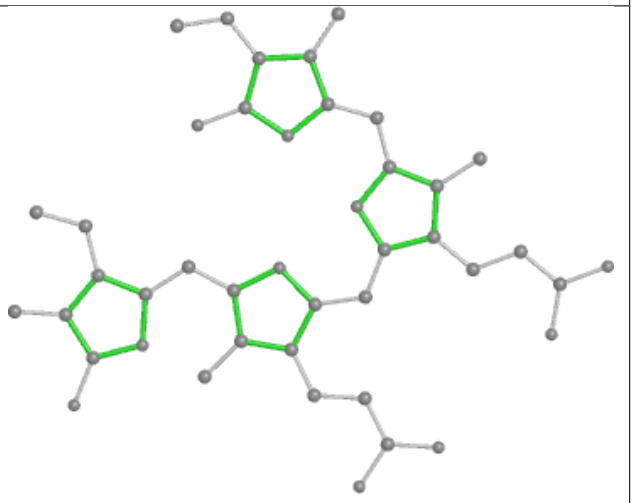

Rings

Ligand PUB n4 203

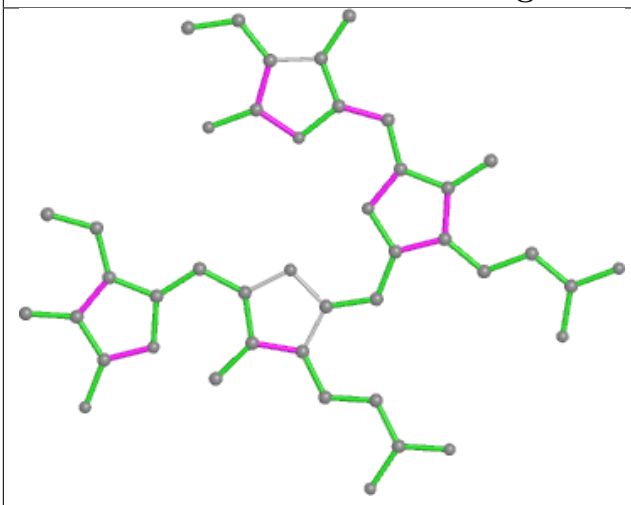

Bond lengths

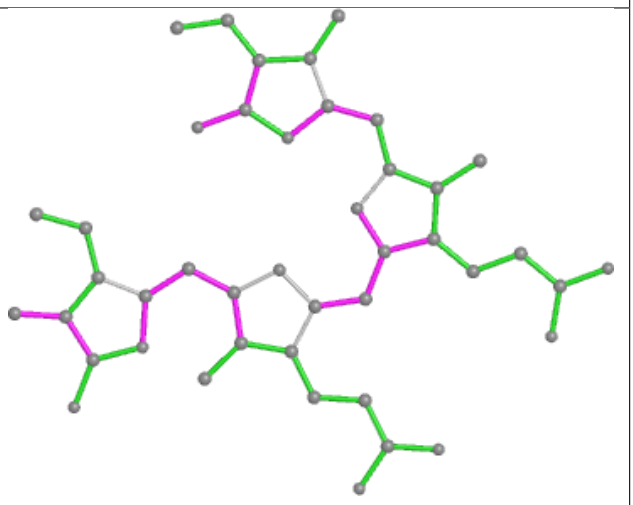

Bond angles

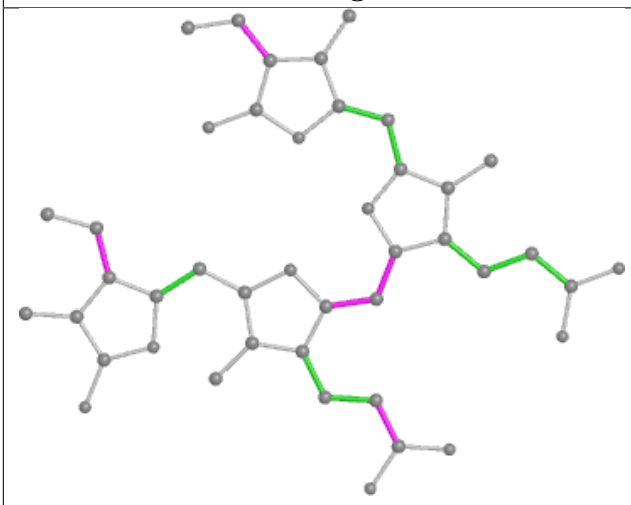

Torsions

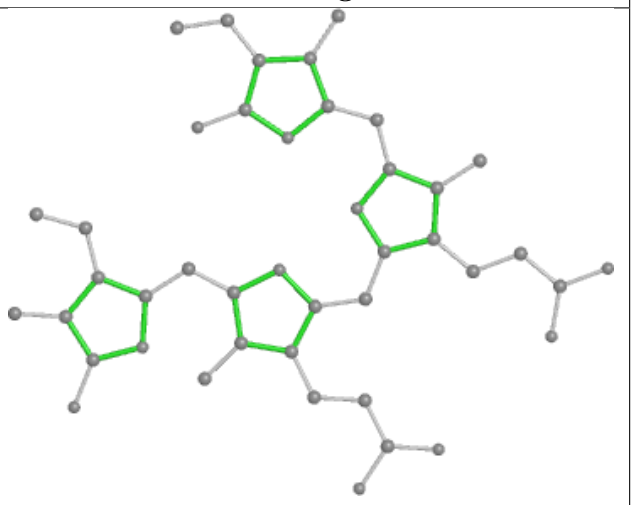

Rings

Ligand PEB ai 201

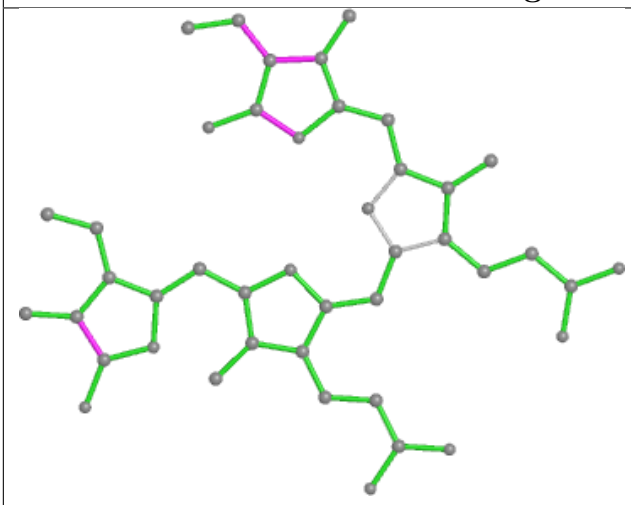

Bond lengths

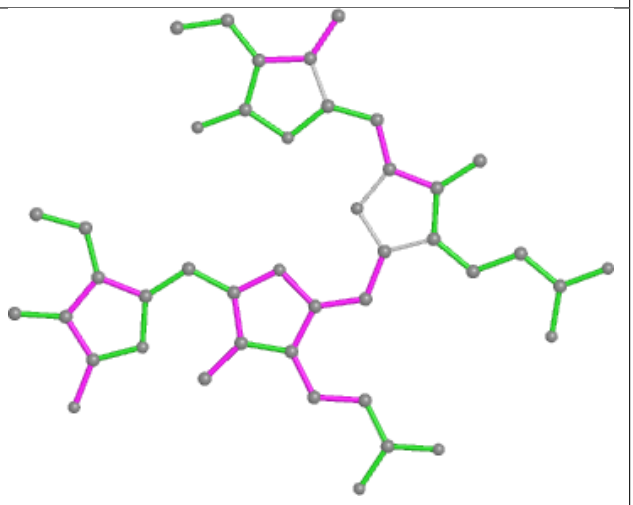

Bond angles

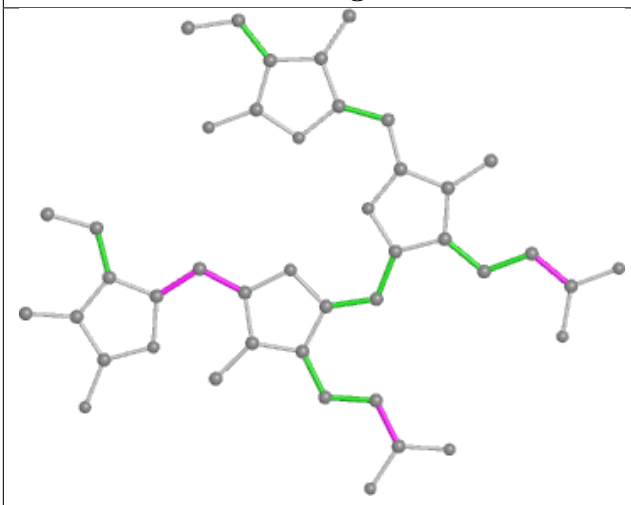

Torsions

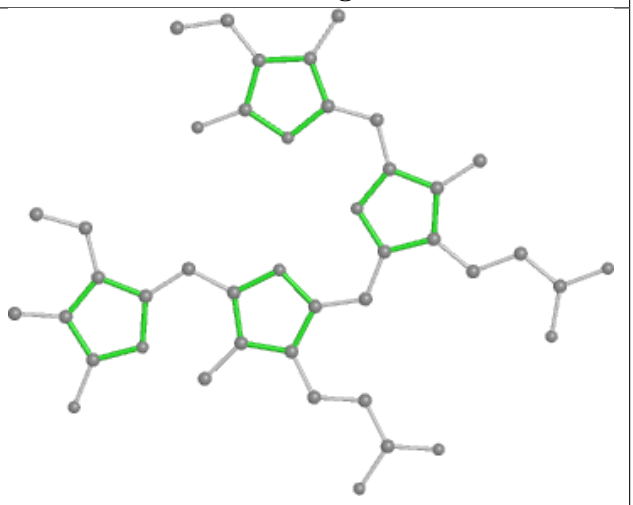

Rings

Ligand PUB cB 203

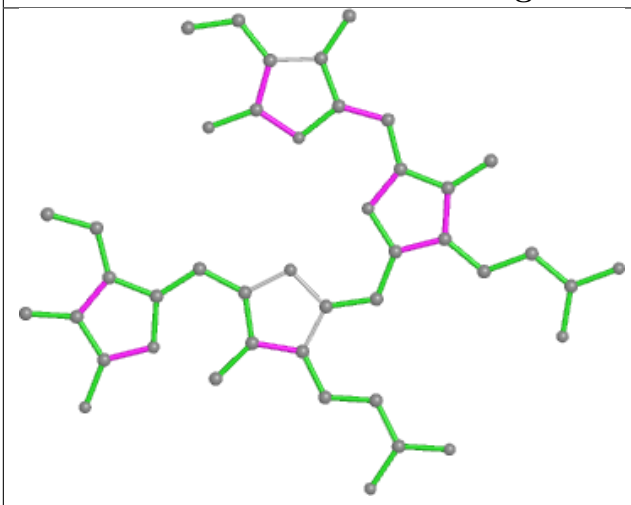

Bond lengths

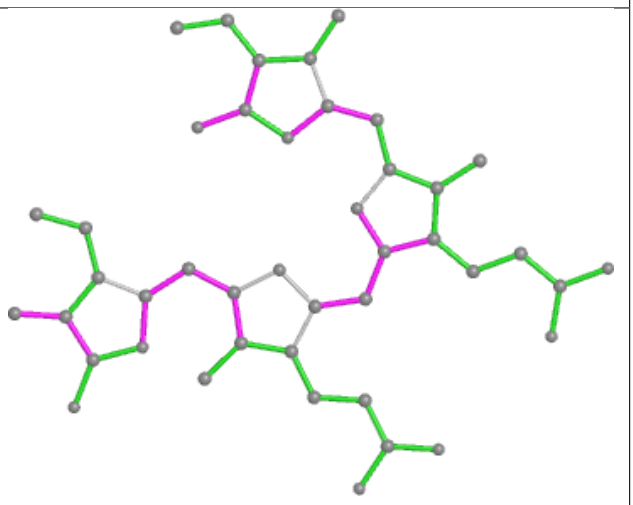

Bond angles

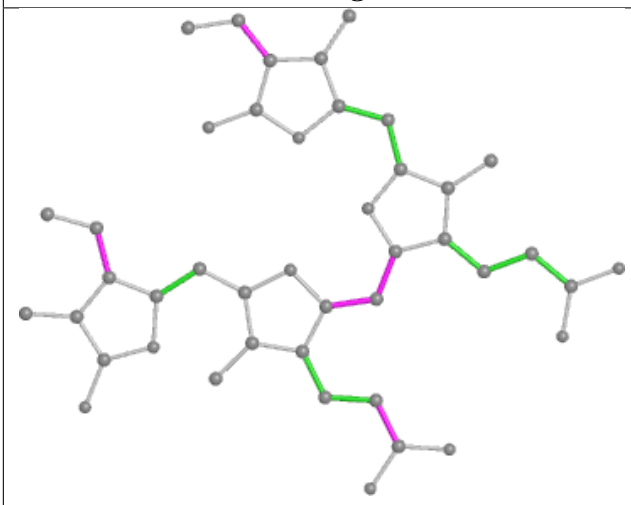

Torsions

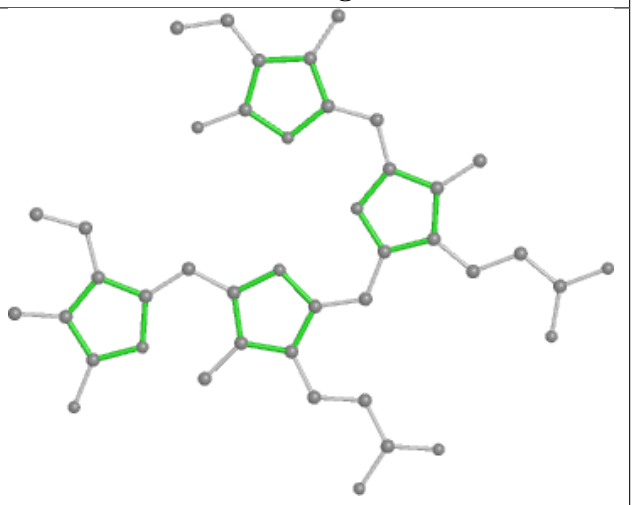

Rings

Ligand PUB P5 202

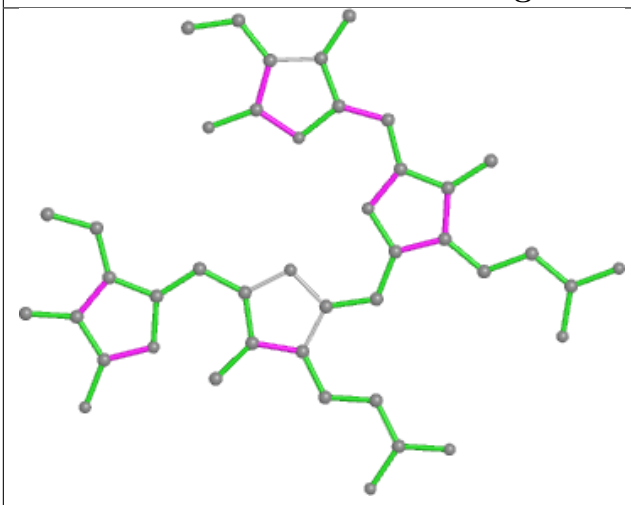

Bond lengths

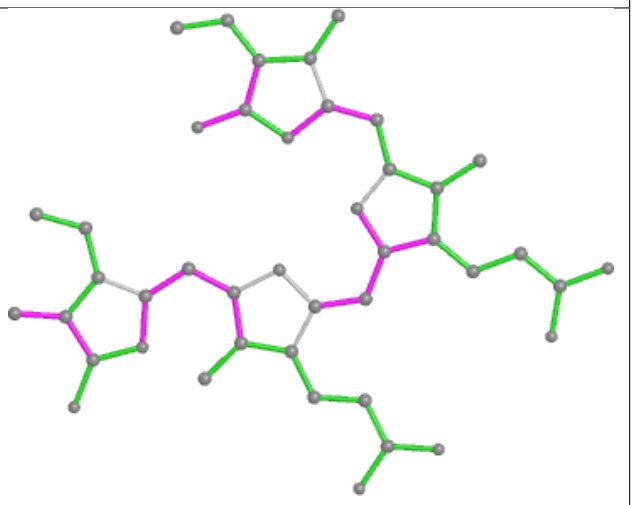

Bond angles

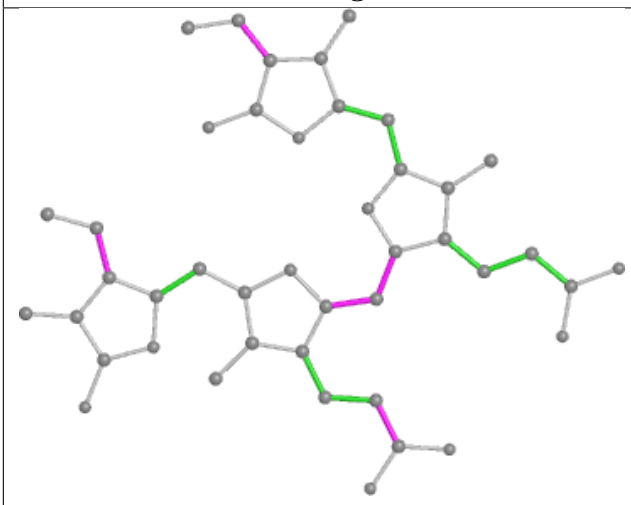

Torsions

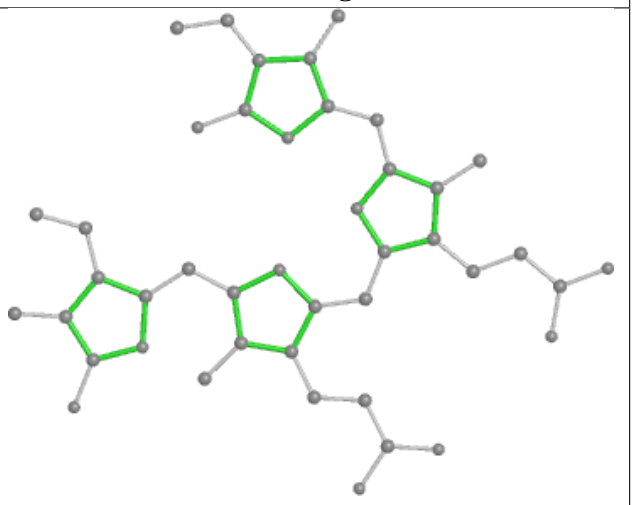

Rings

Ligand PEB O8 202

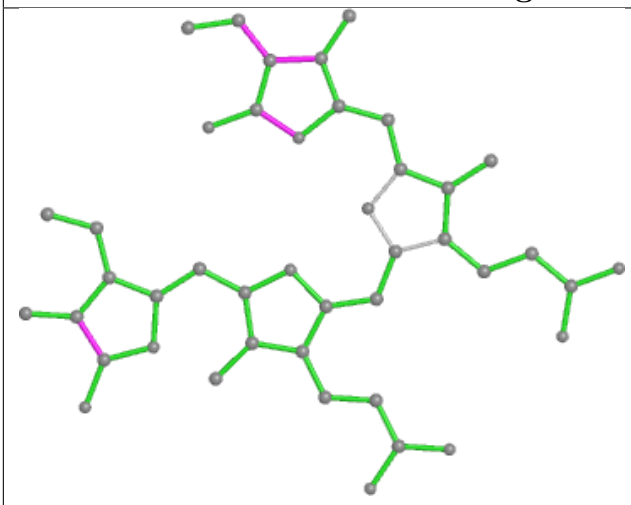

Bond lengths

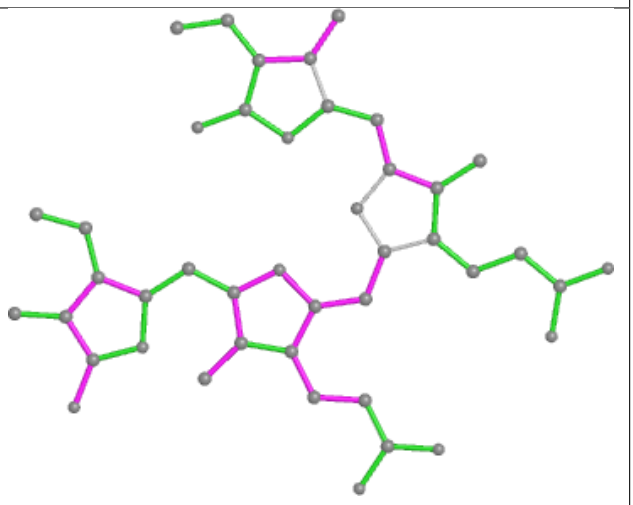

Bond angles

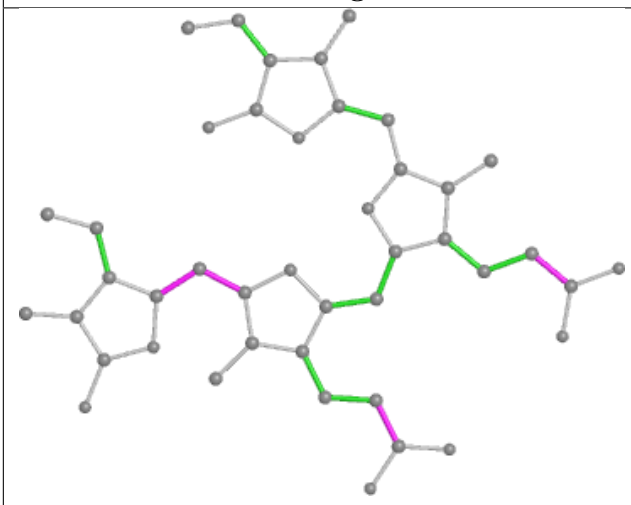

Torsions

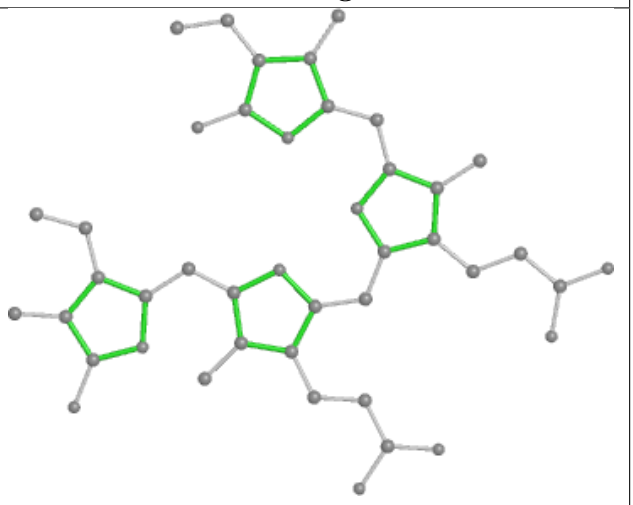

Rings

Ligand PEB d9 301

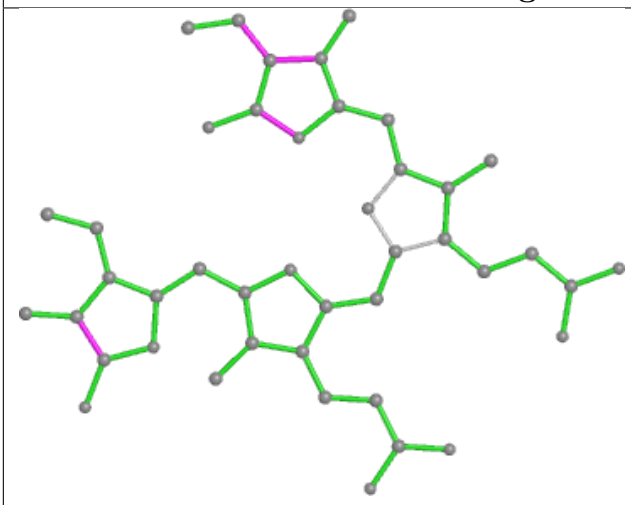

Bond lengths

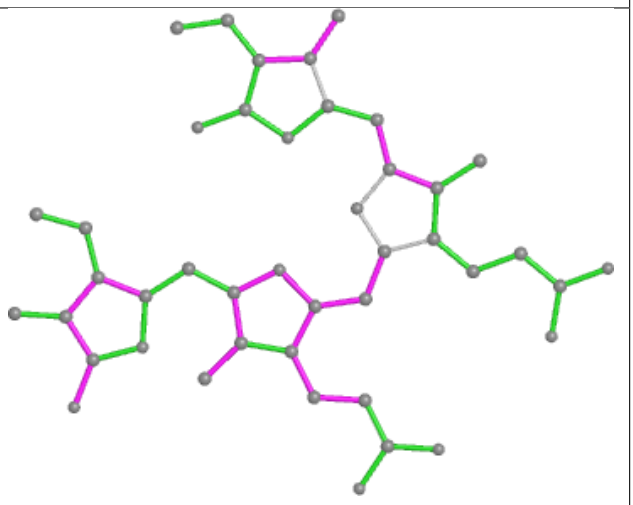

Bond angles

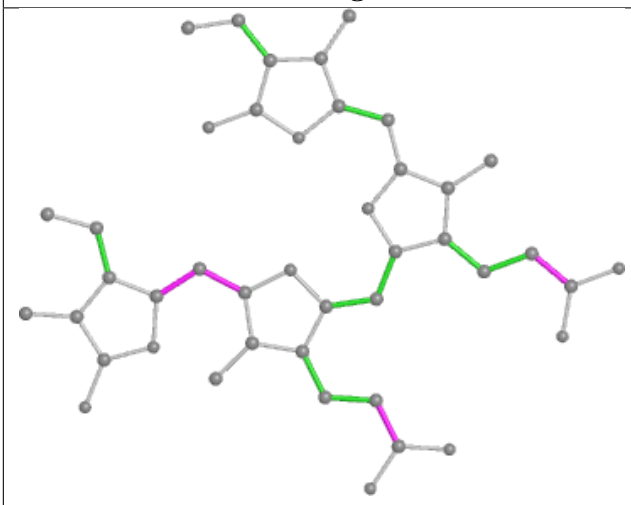

Torsions

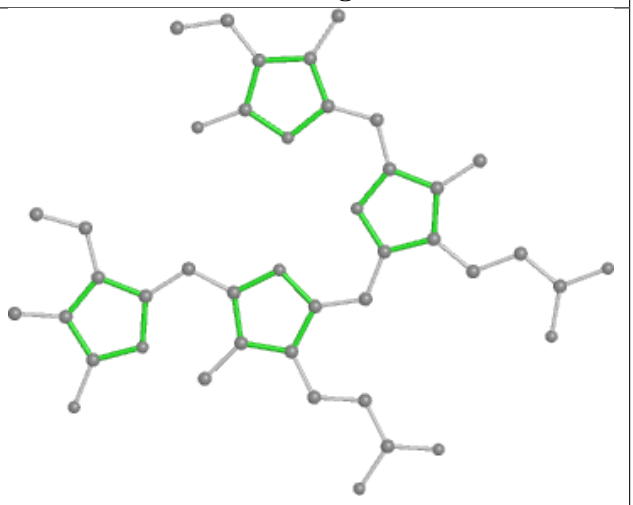

Rings

Ligand PEB j4 201

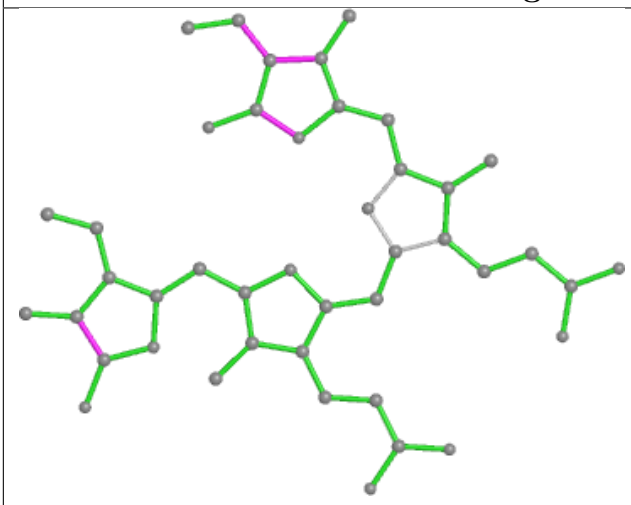

Bond lengths

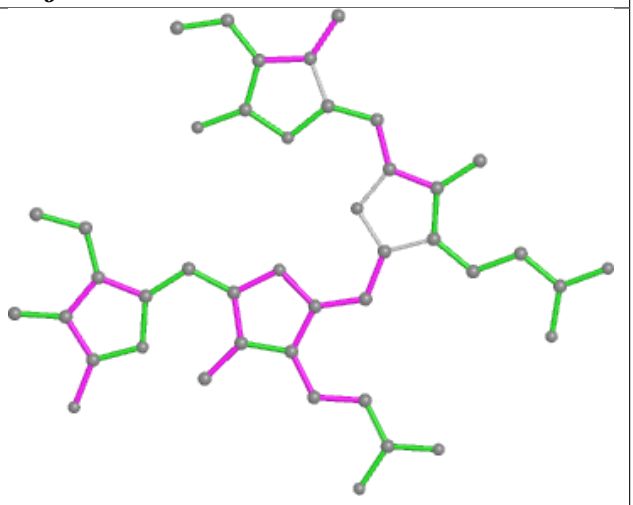

Bond angles

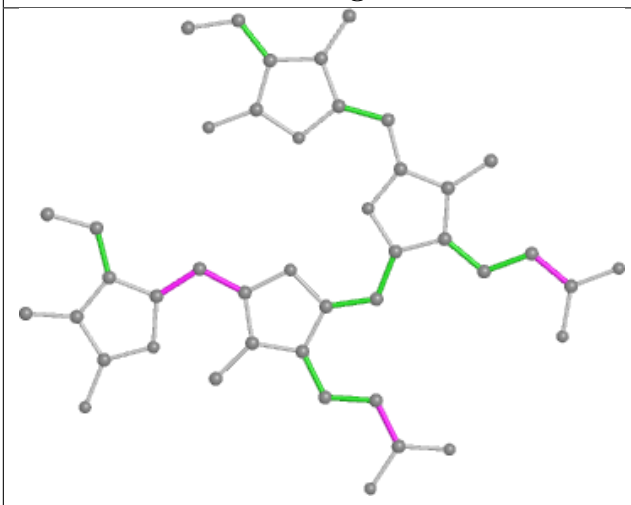

Torsions

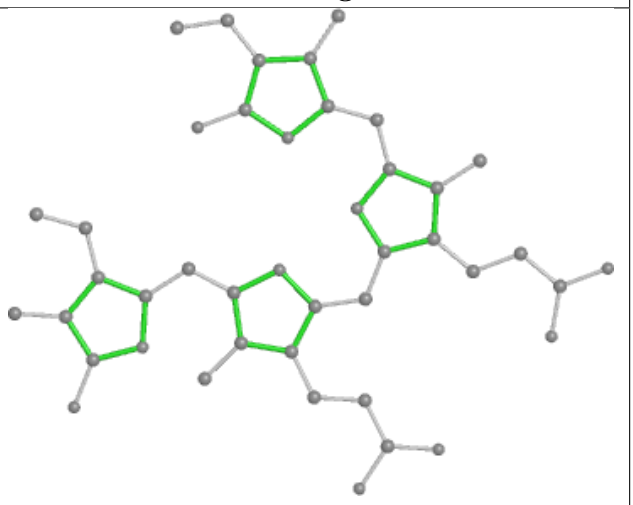

Rings

Ligand PEB cX 202

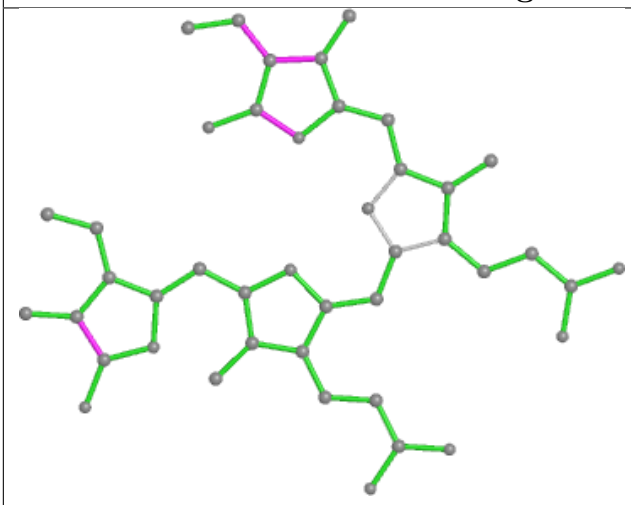

Bond lengths

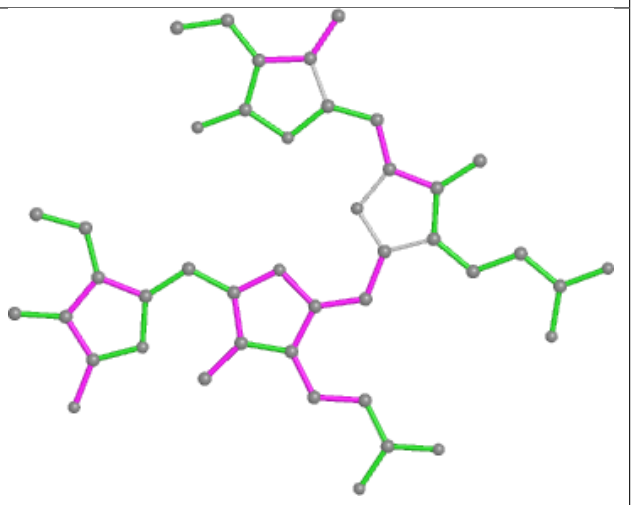

Bond angles

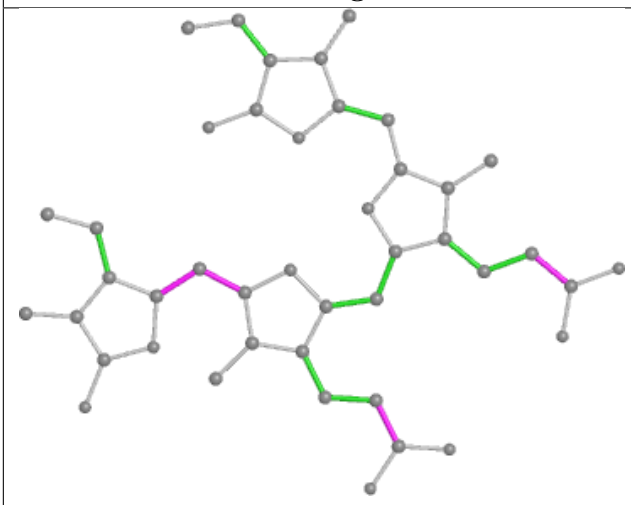

Torsions

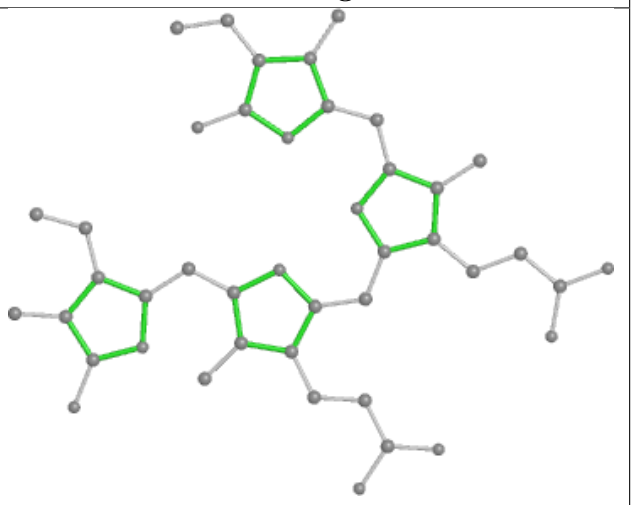

Rings

Ligand PUB kS 1003

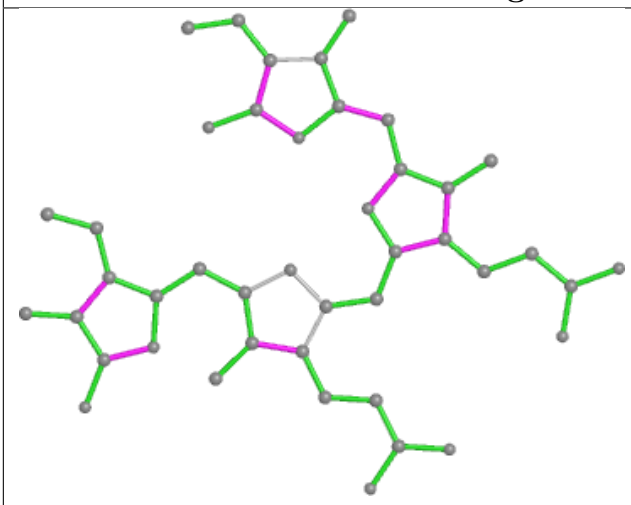

Bond lengths

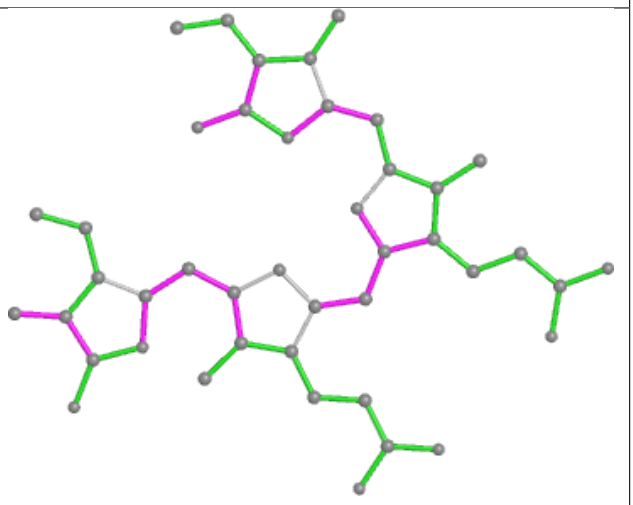

Bond angles

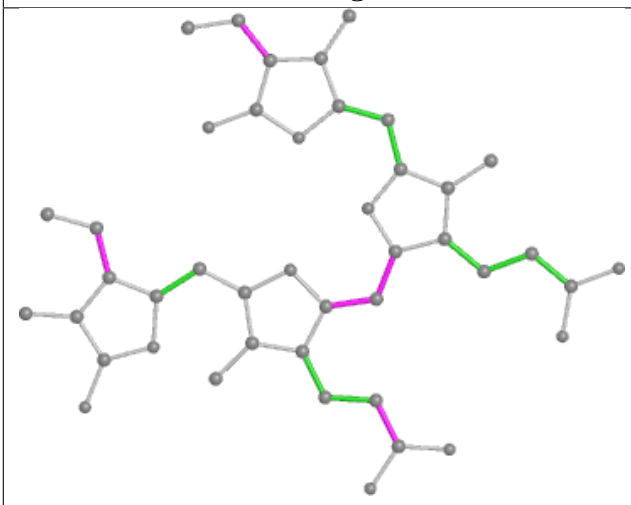

Torsions

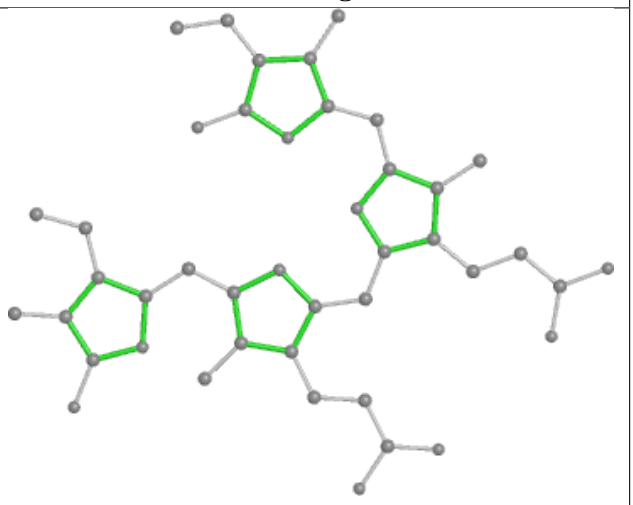

Rings

Ligand PUB kW 1003

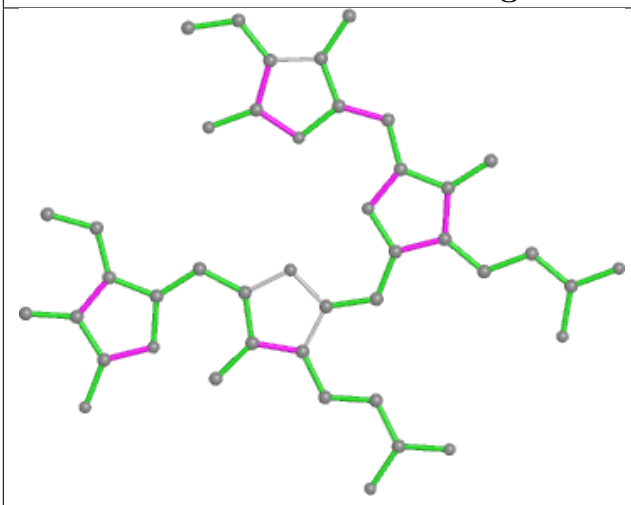

Bond lengths

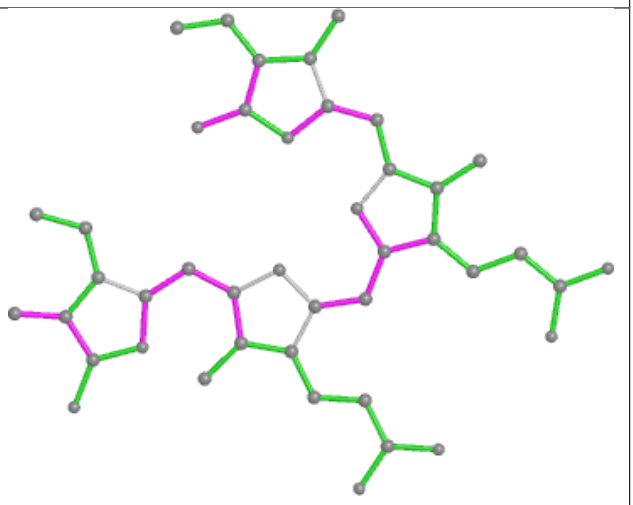

Bond angles

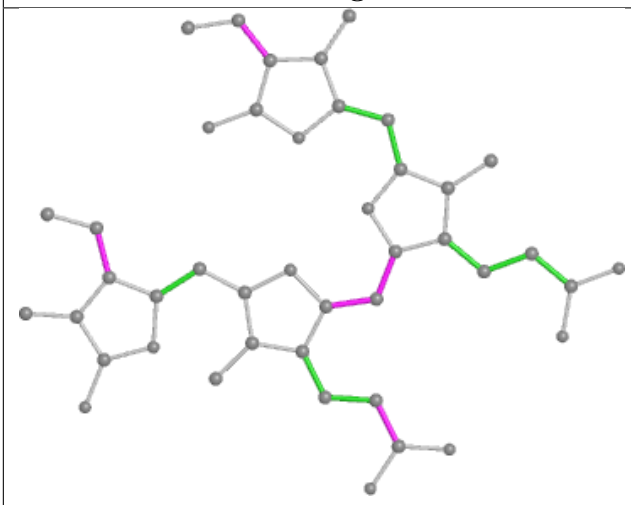

Torsions

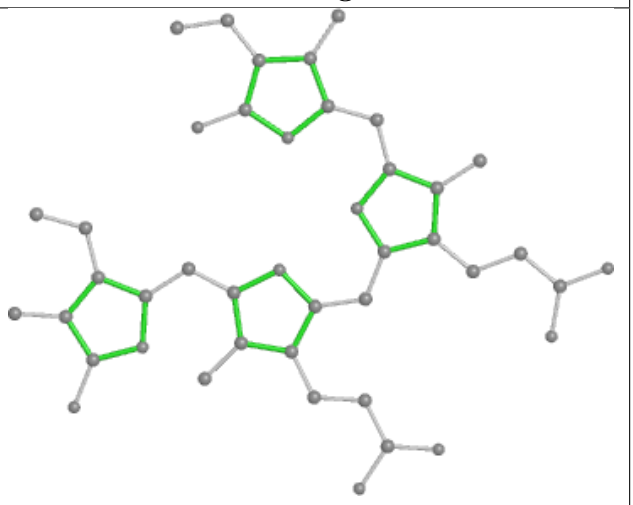

Rings

Ligand PEB X8 201

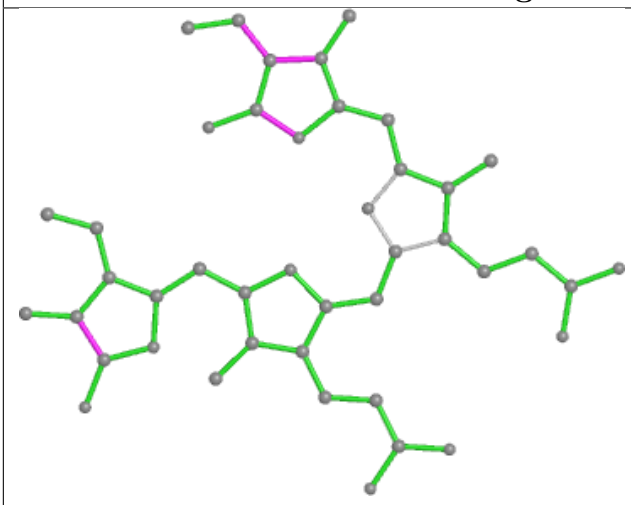

Bond lengths

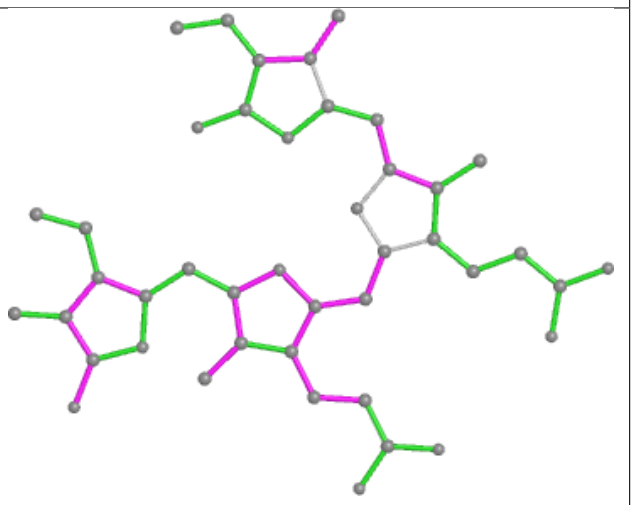

Bond angles

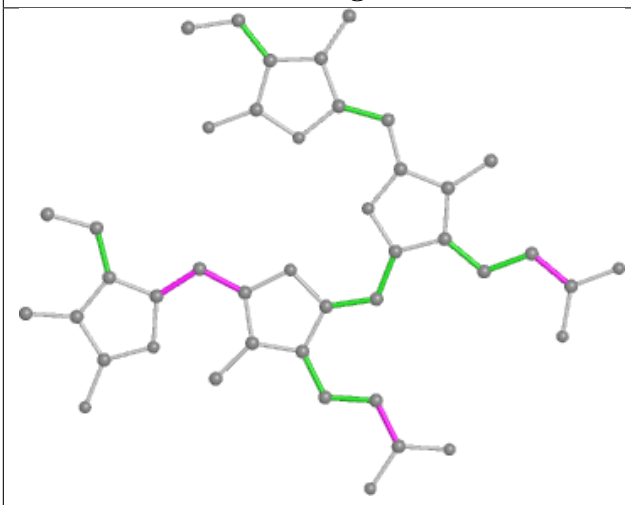

Torsions

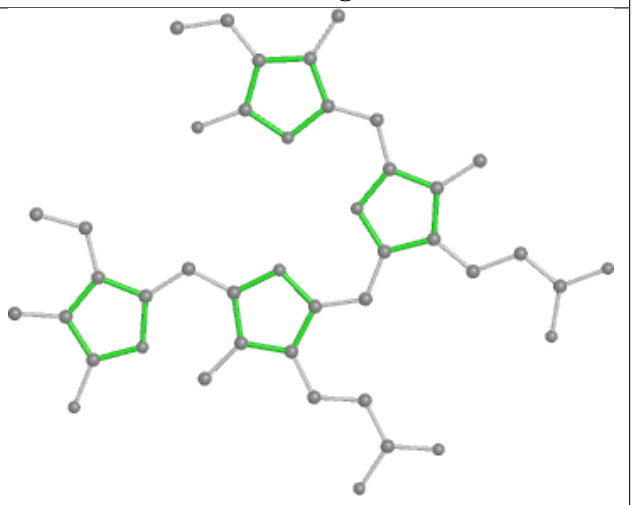

Rings

Ligand PEB lr 201

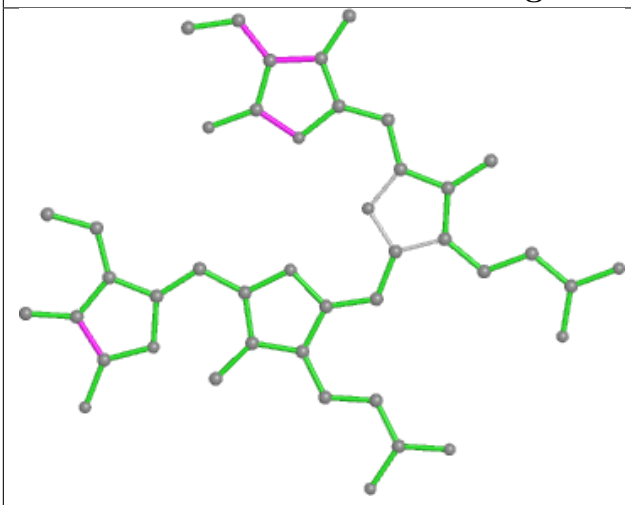

Bond lengths

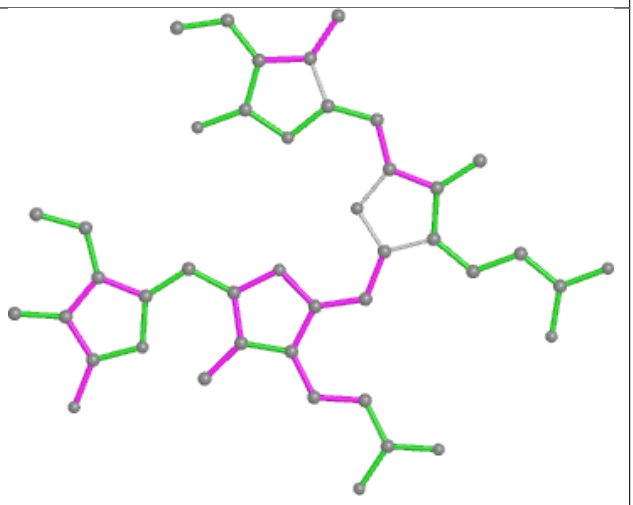

Bond angles

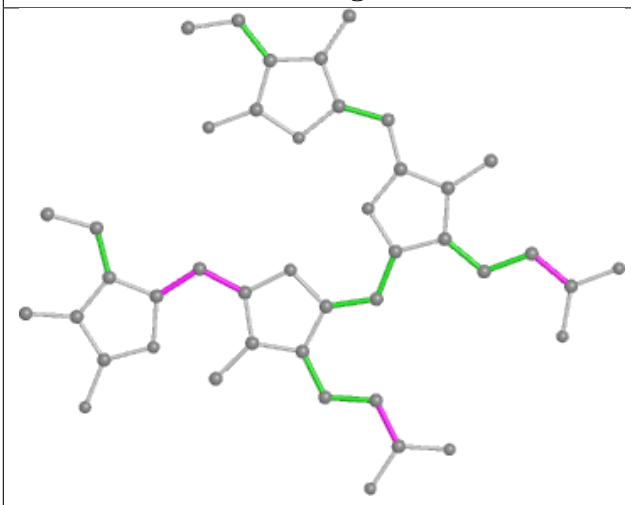

Torsions

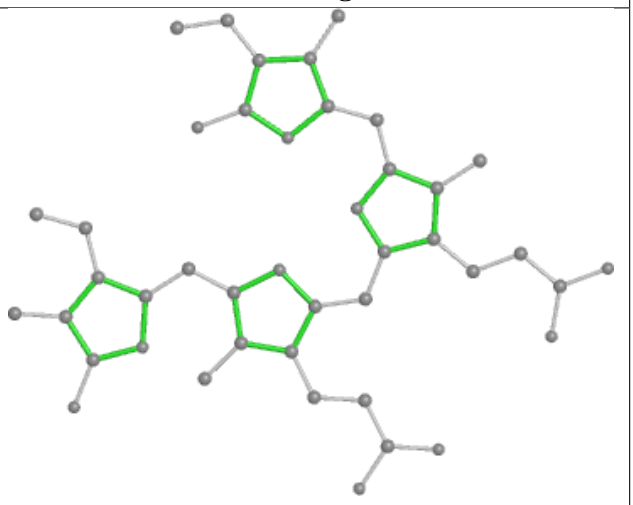

Rings

Ligand PEB ay 1002

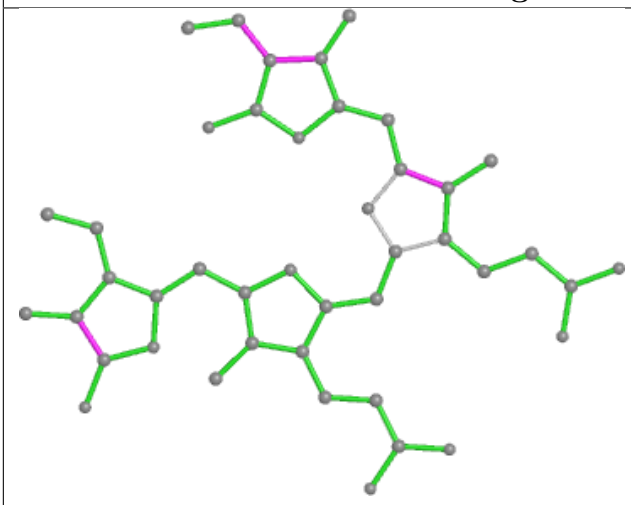

Bond lengths

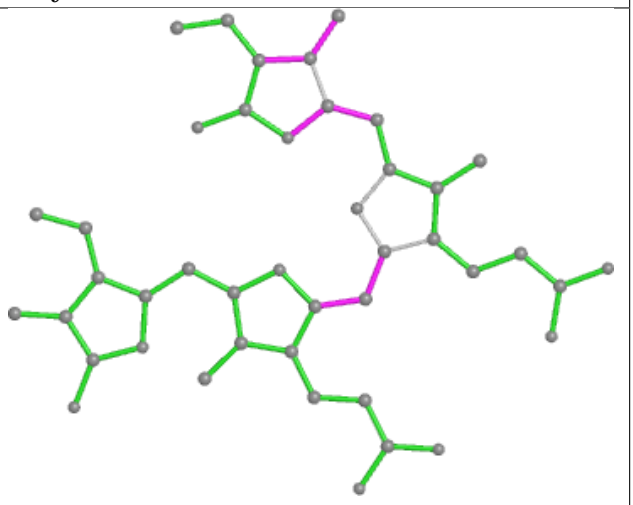

Bond angles

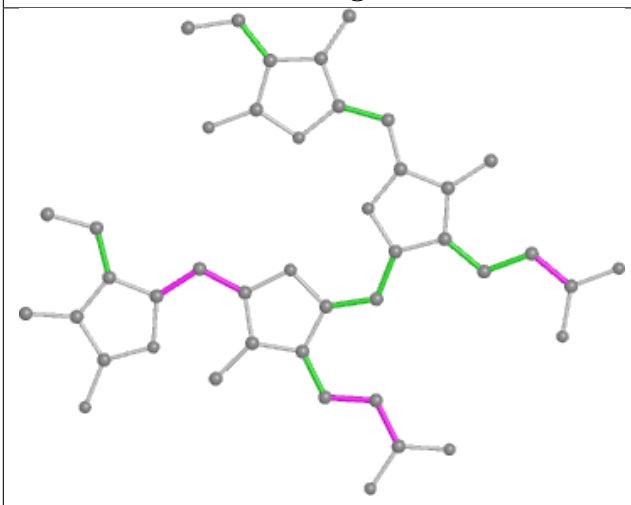

Torsions

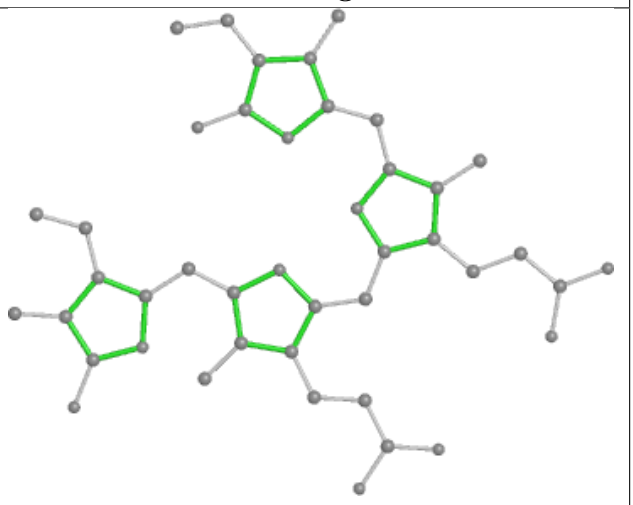

Rings

Ligand PEB dy 401

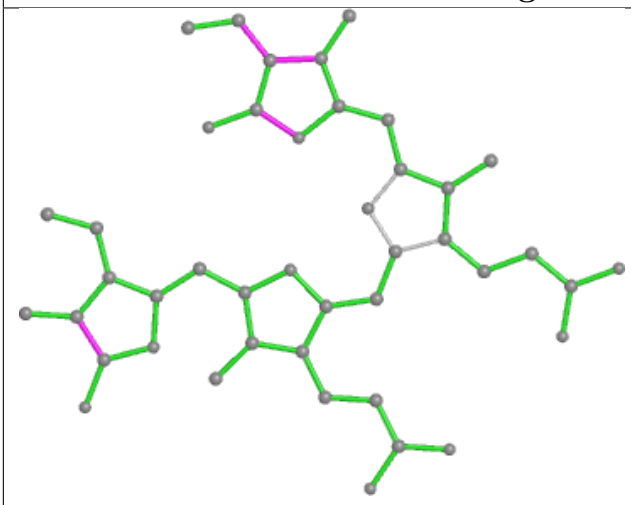

Bond lengths

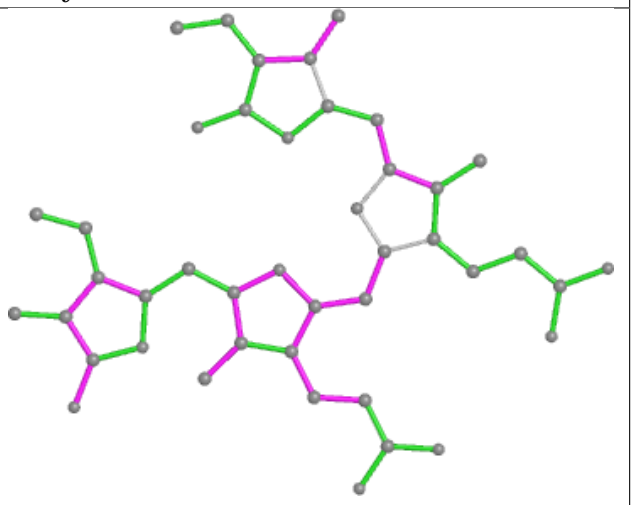

Bond angles

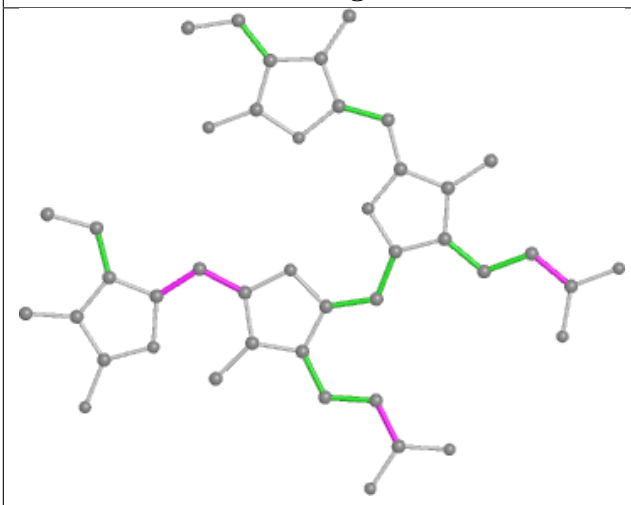

Torsions

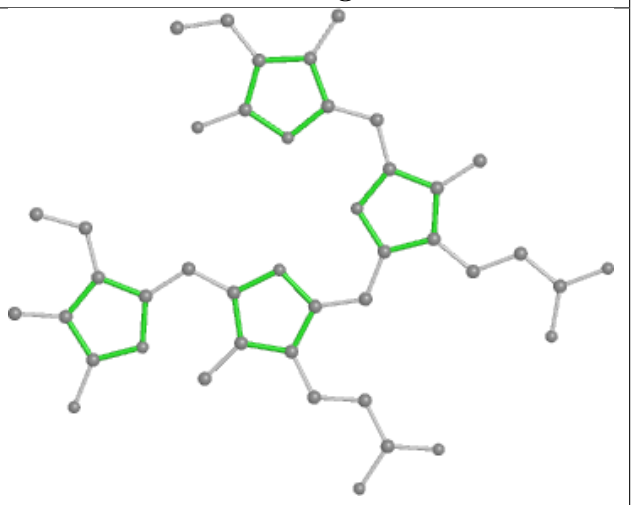

Rings

Ligand PEB ly 402

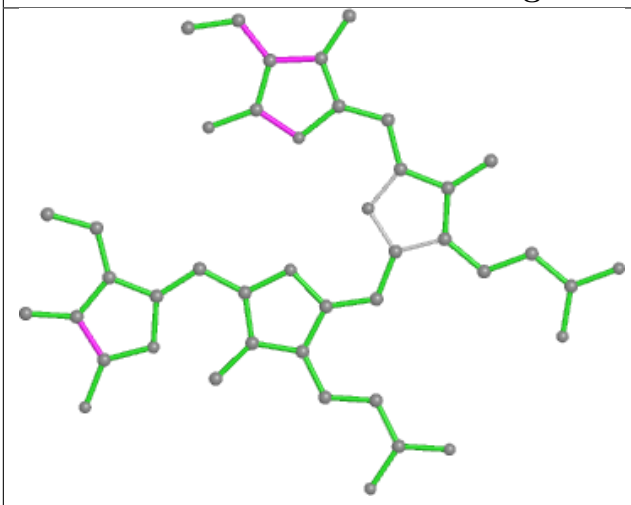

Bond lengths

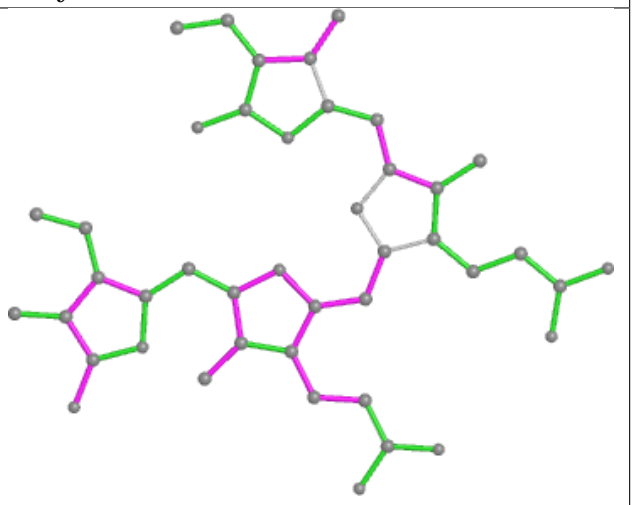

Bond angles

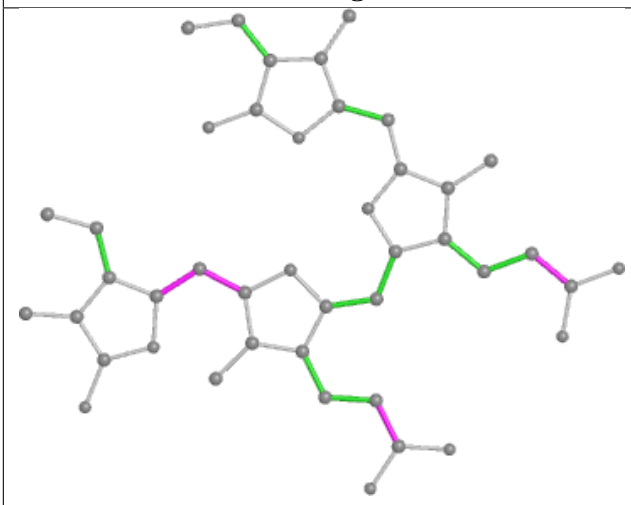

Torsions

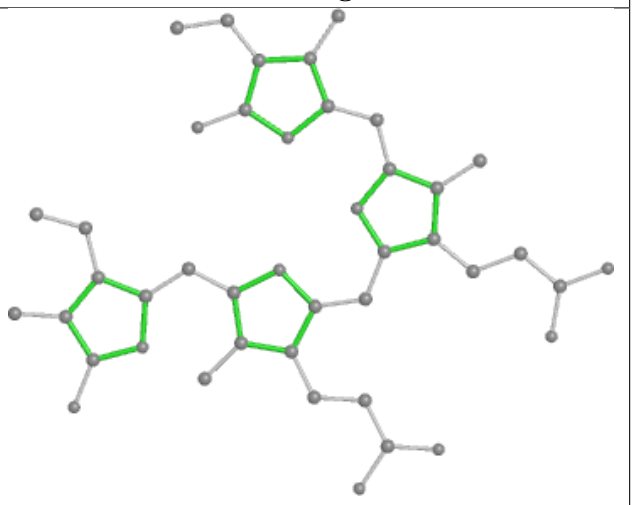

Rings

Ligand PEB hJ 201

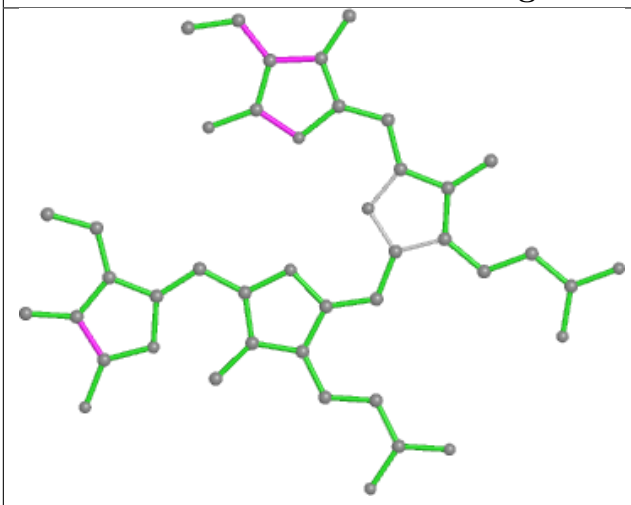

Bond lengths

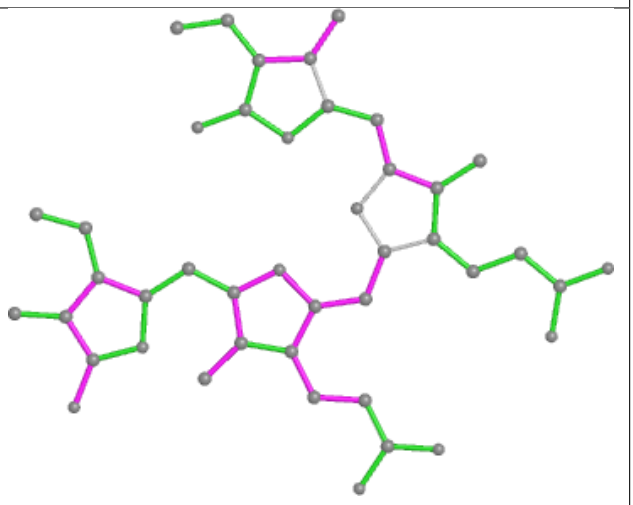

Bond angles

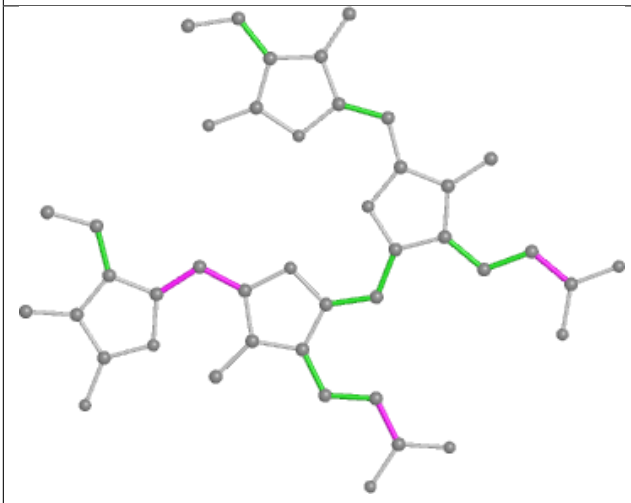

Torsions

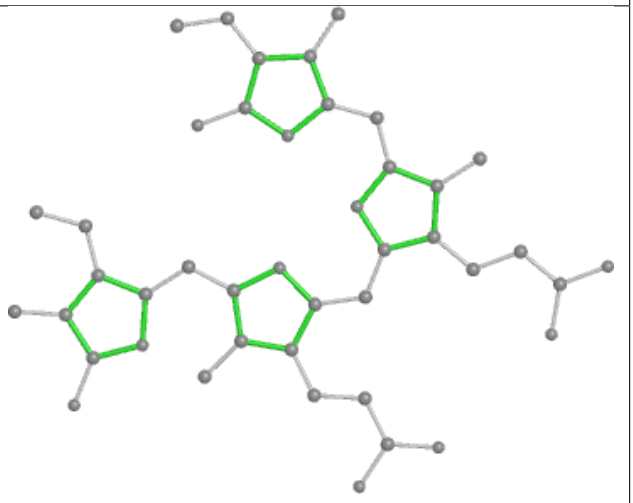

Rings

Ligand PUB 44 304

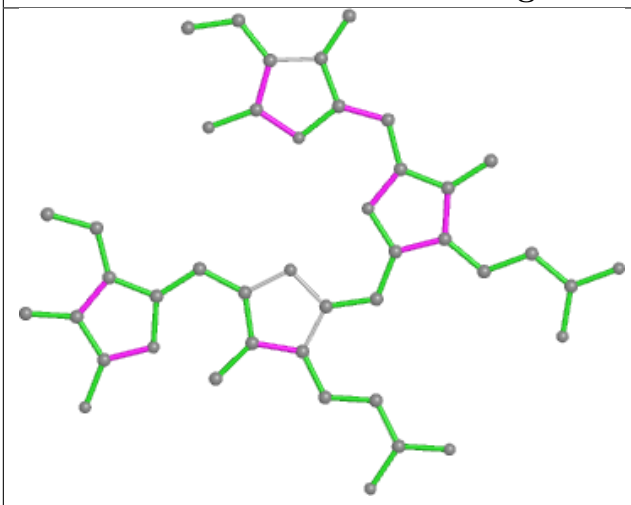

Bond lengths

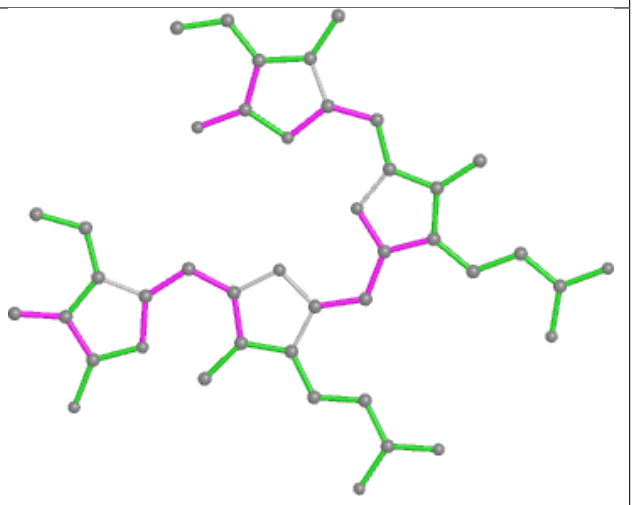

Bond angles

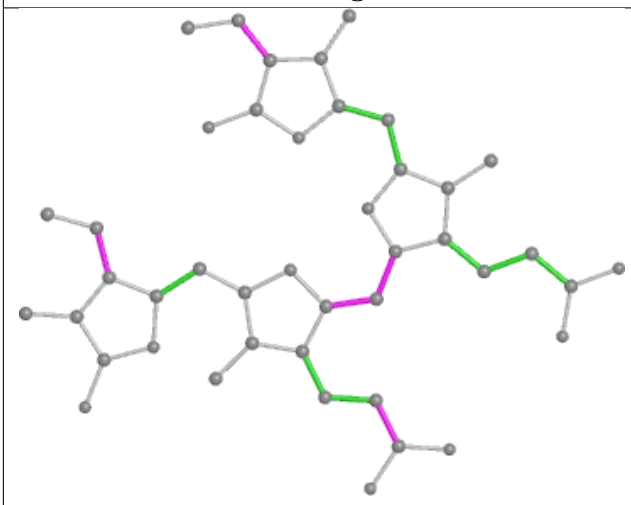

Torsions

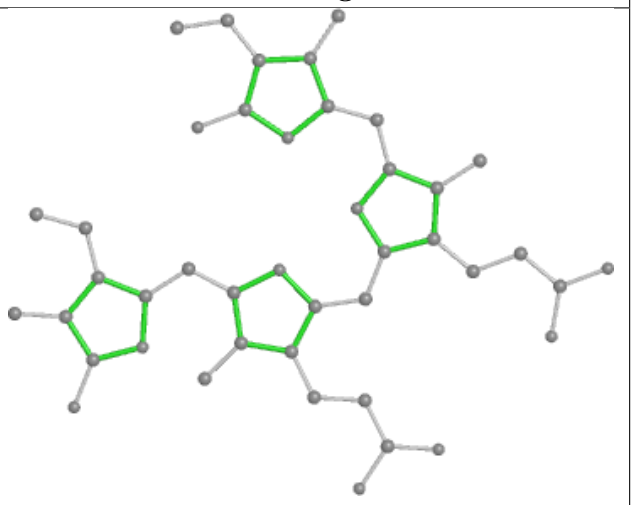

Rings

Ligand PUB aP 203

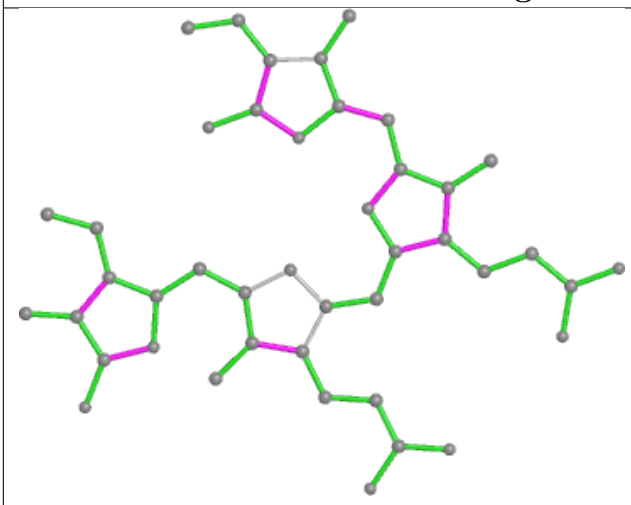

Bond lengths

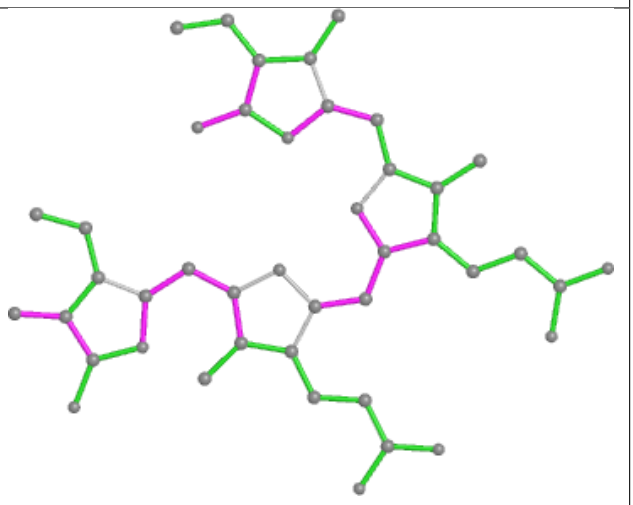

Bond angles

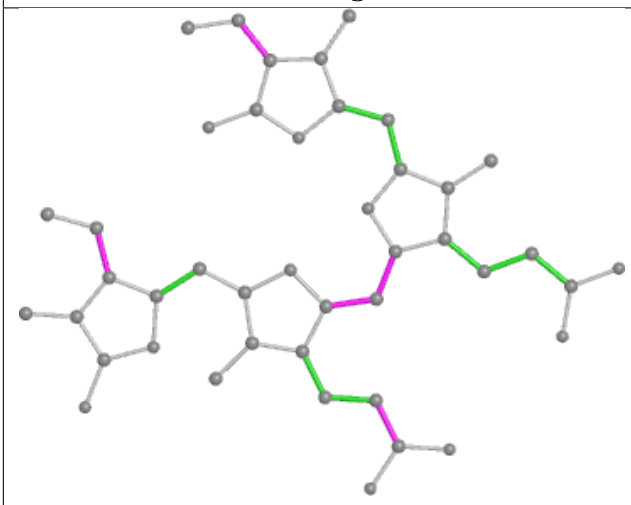

Torsions

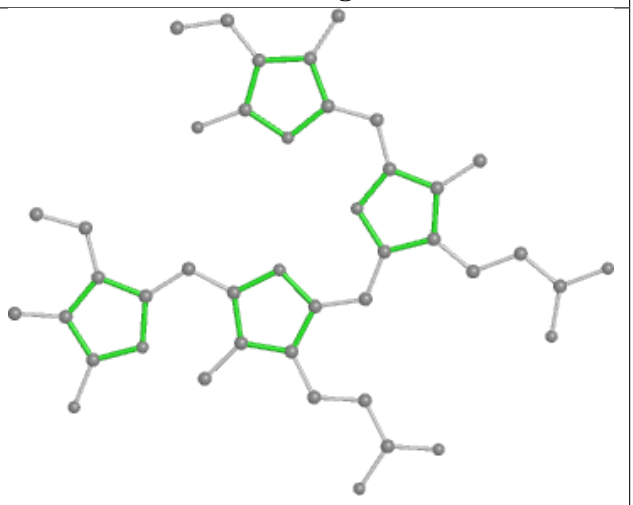

Rings

Ligand PEB cQ 201

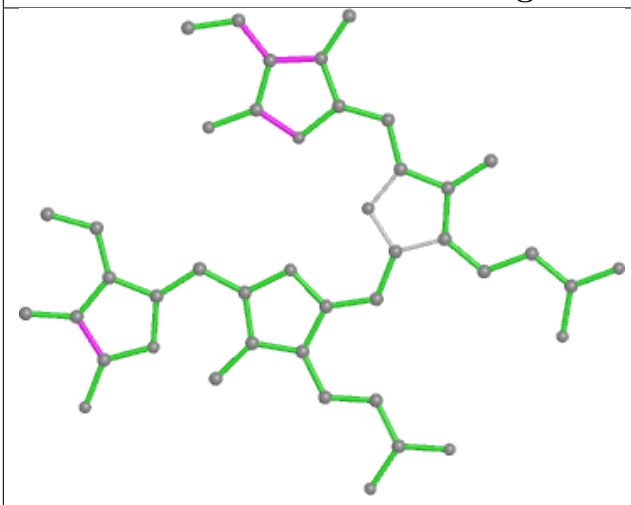

Bond lengths

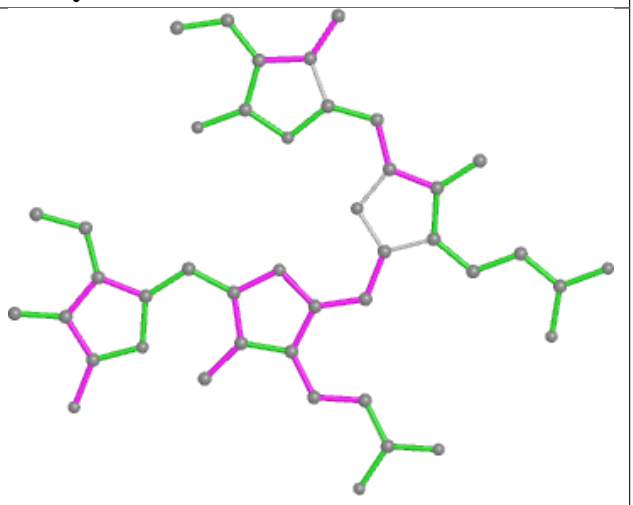

Bond angles

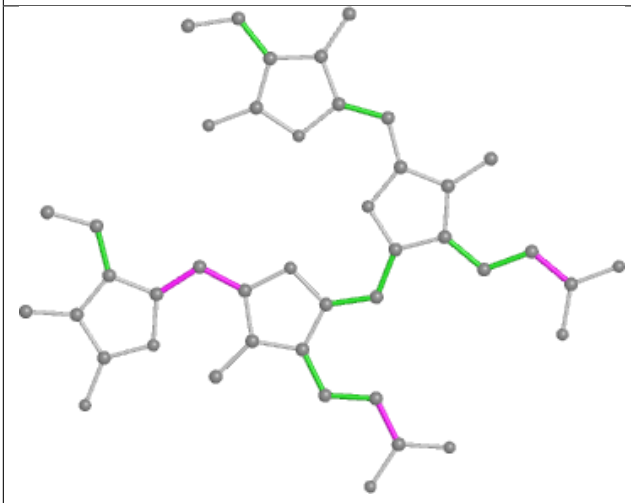

Torsions

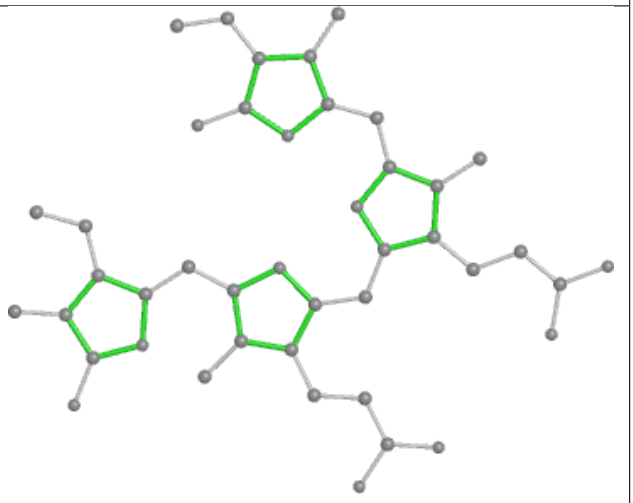

Rings

Ligand PUB a6 203

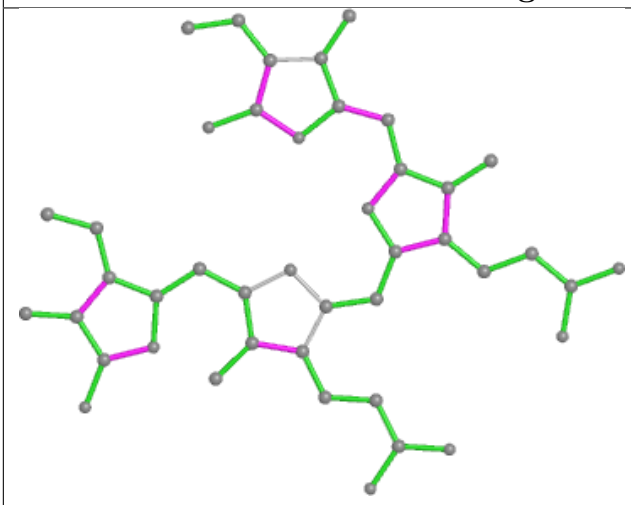

Bond lengths

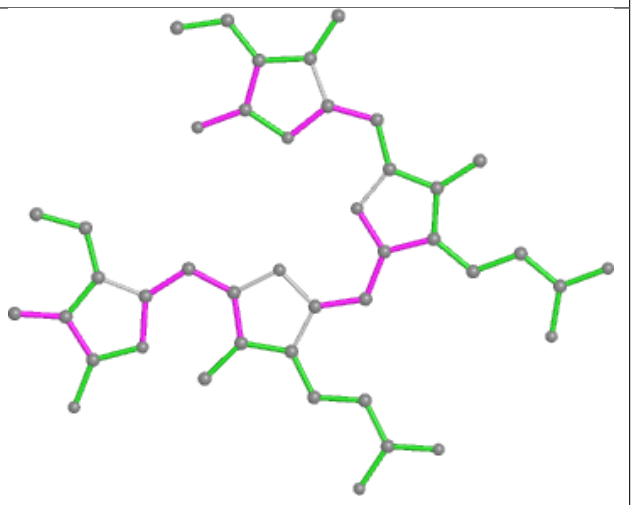

Bond angles

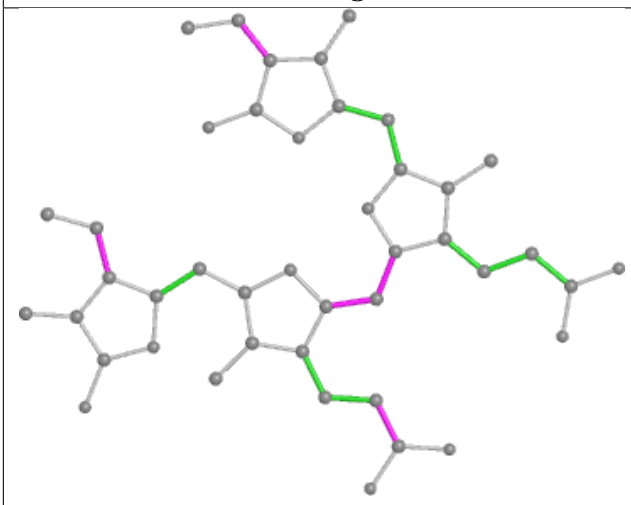

Torsions

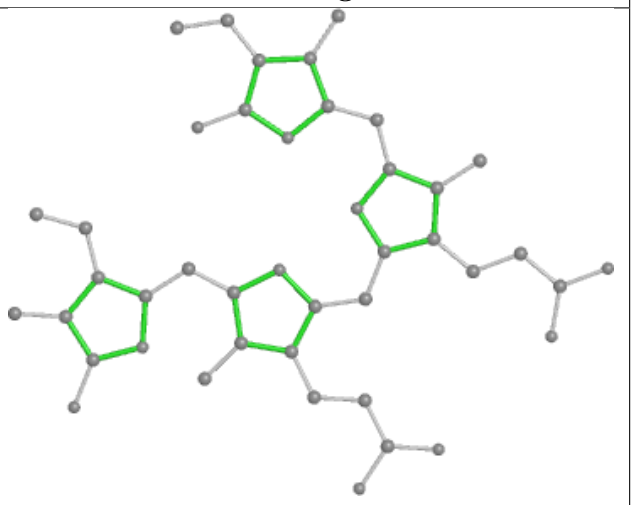

Rings

Ligand PEB fo 202

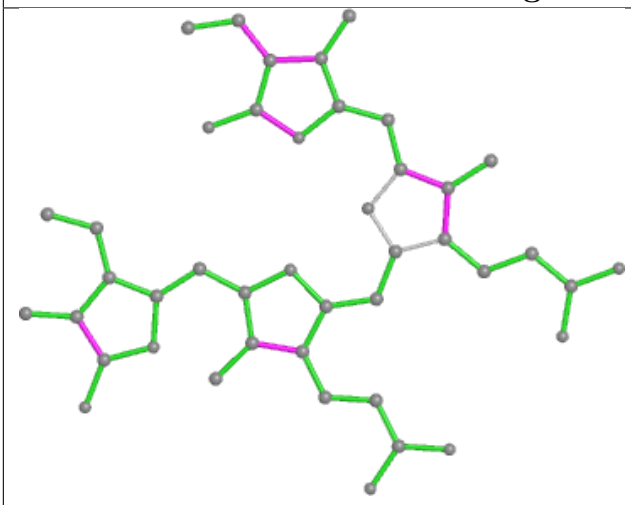

Bond lengths

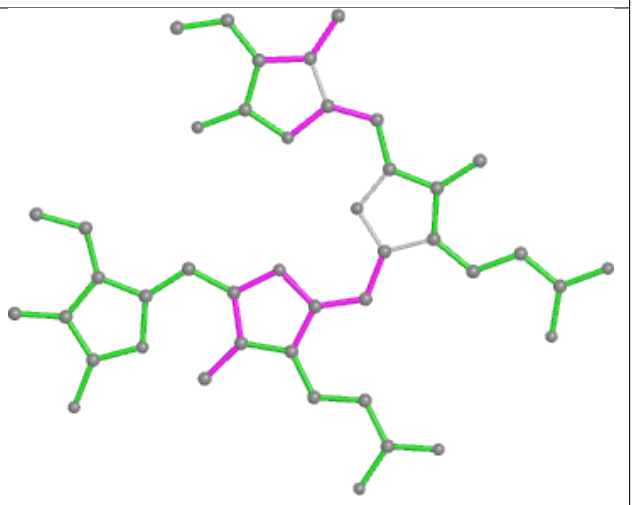

Bond angles

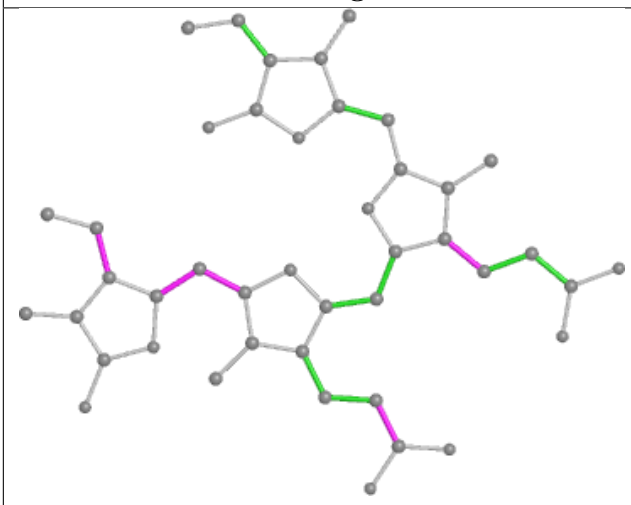

Torsions

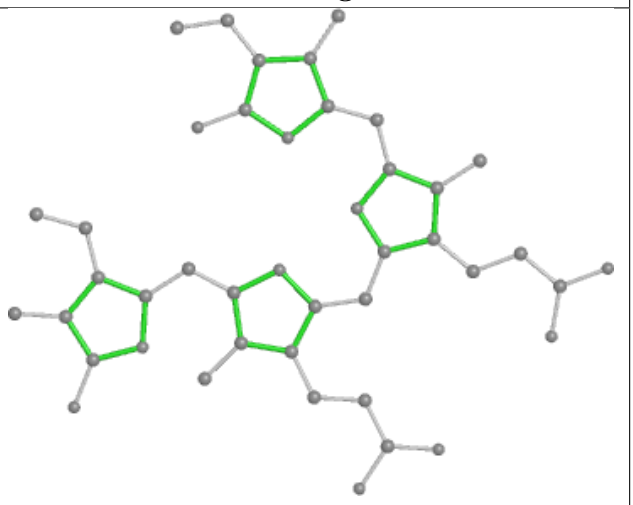

Rings

Ligand PUB ee 203

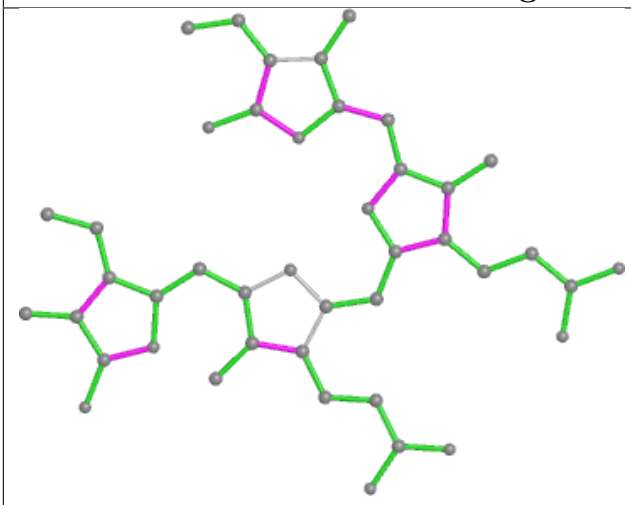

Bond lengths

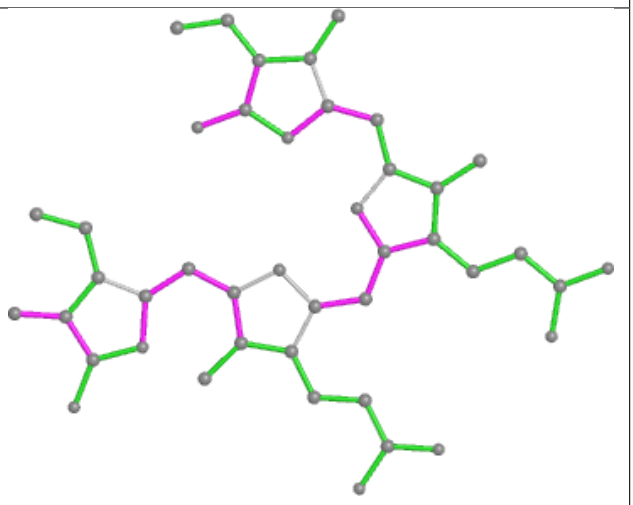

Bond angles

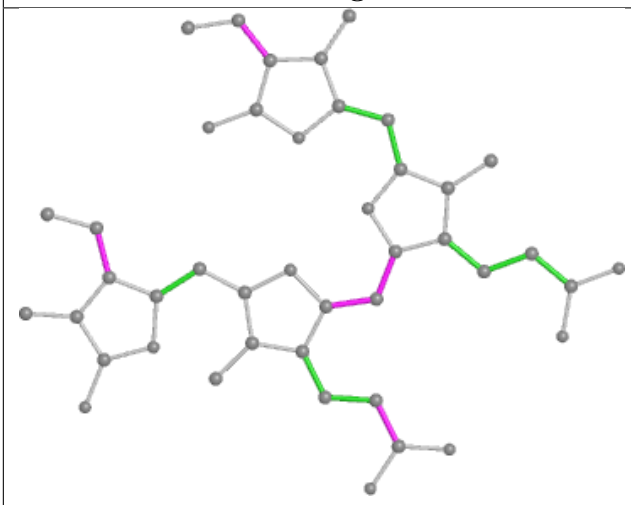

Torsions

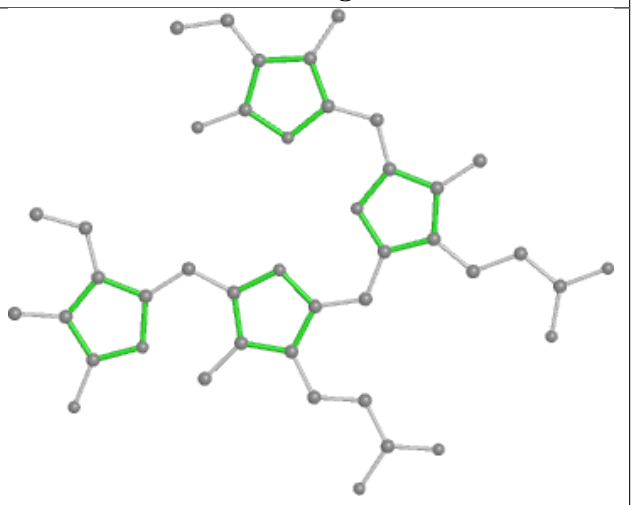

Rings

Ligand PEB f8 201

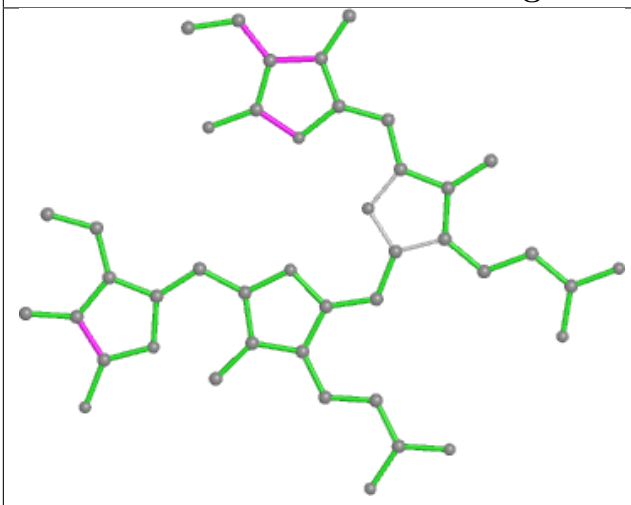

Bond lengths

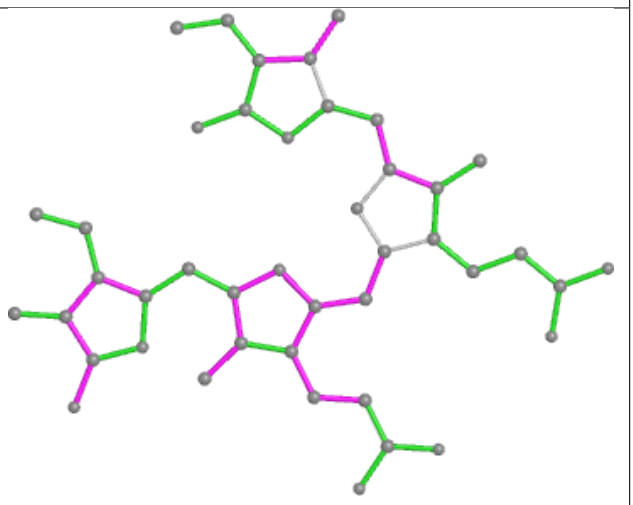

Bond angles

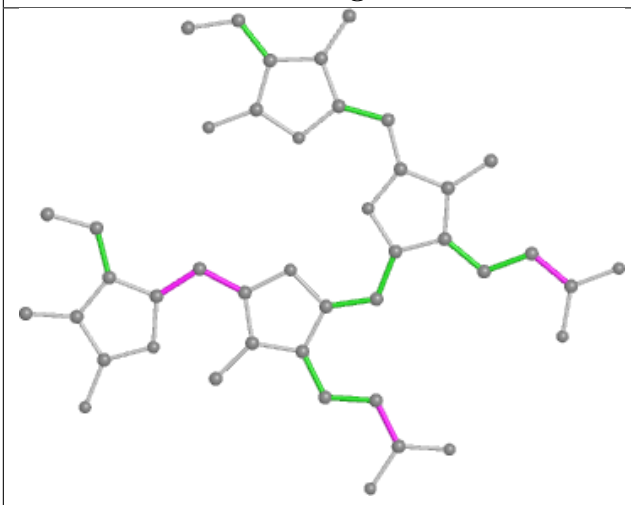

Torsions

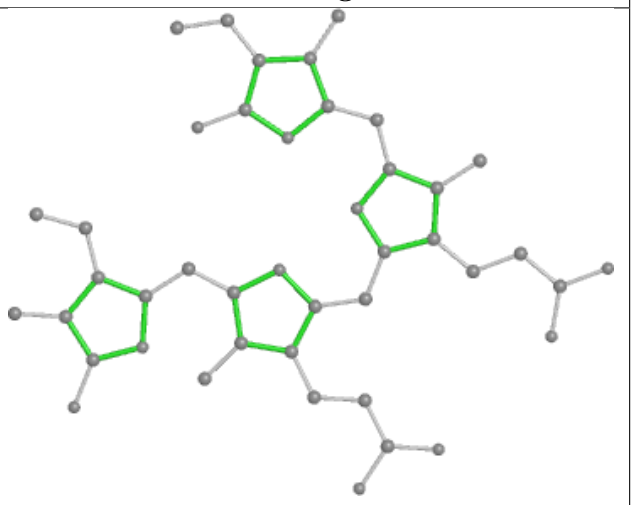

Rings

Ligand PEB gg 201

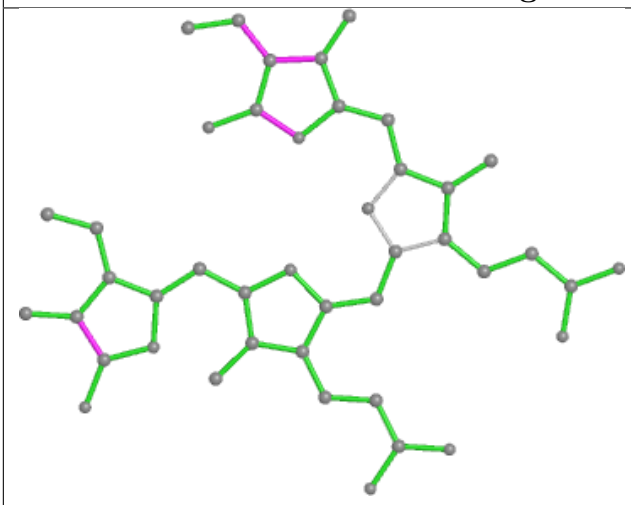

Bond lengths

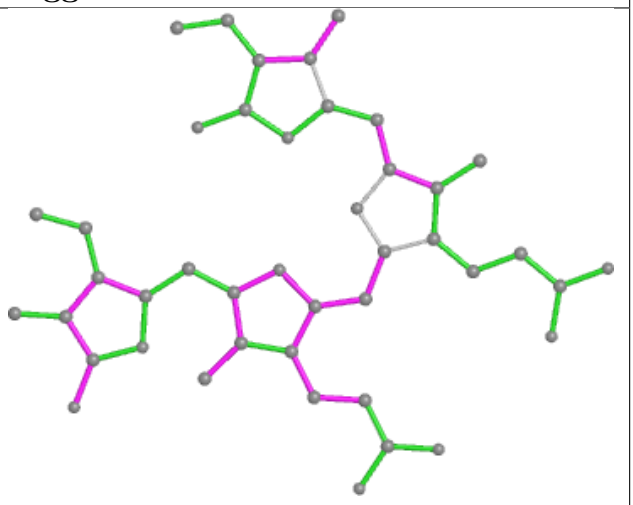

Bond angles

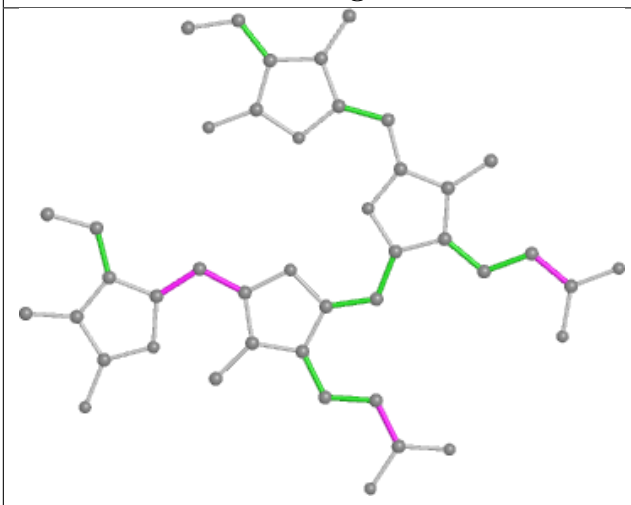

Torsions

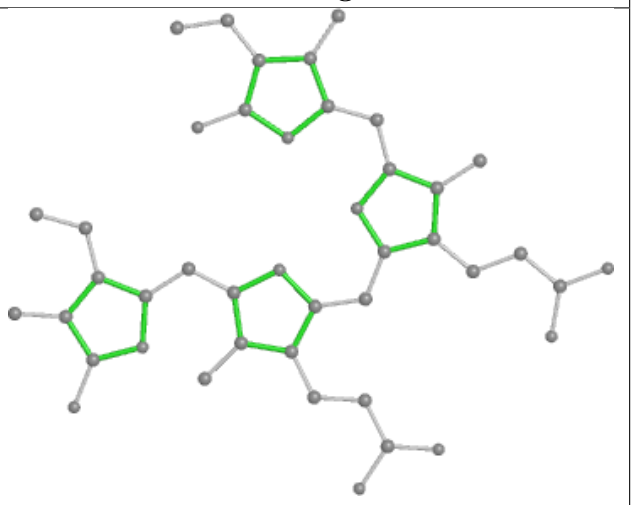

Rings

Ligand PEB b6 202

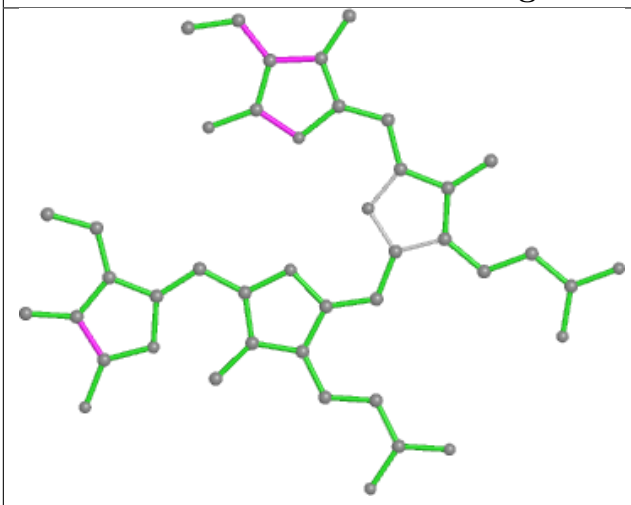

Bond lengths

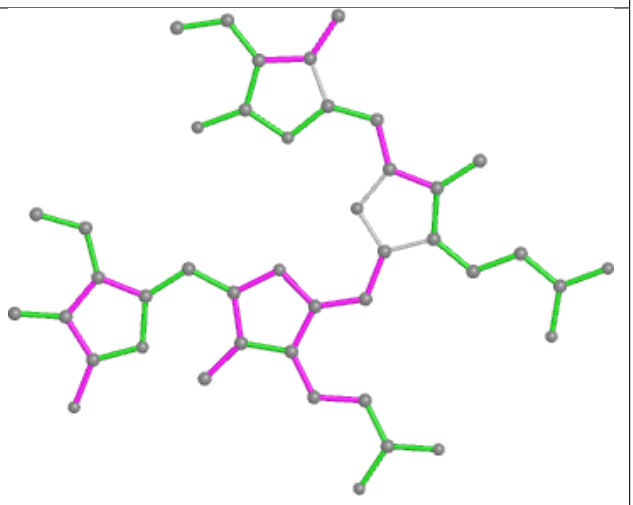

Bond angles

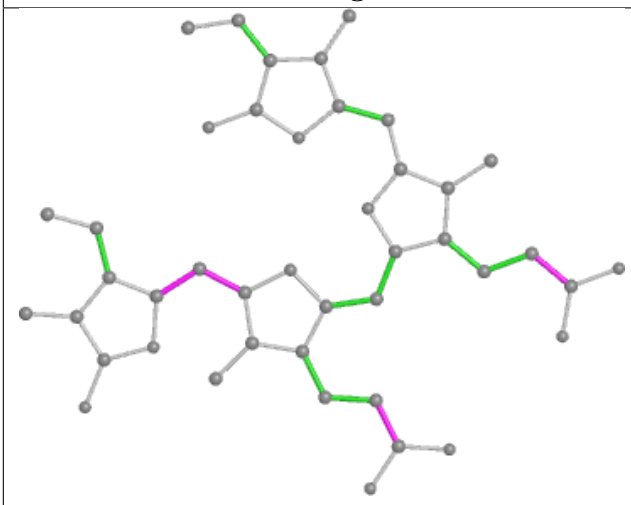

Torsions

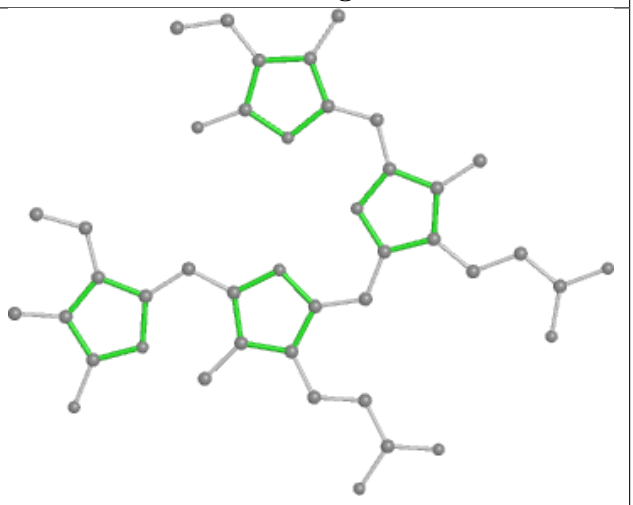

Rings

Ligand PEB h9 201

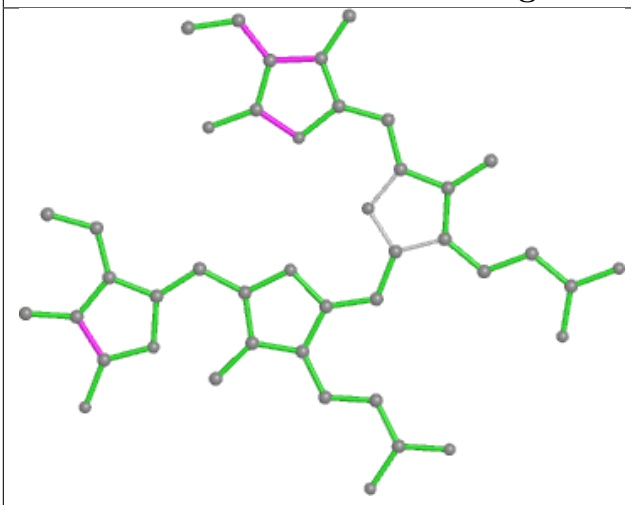

Bond lengths

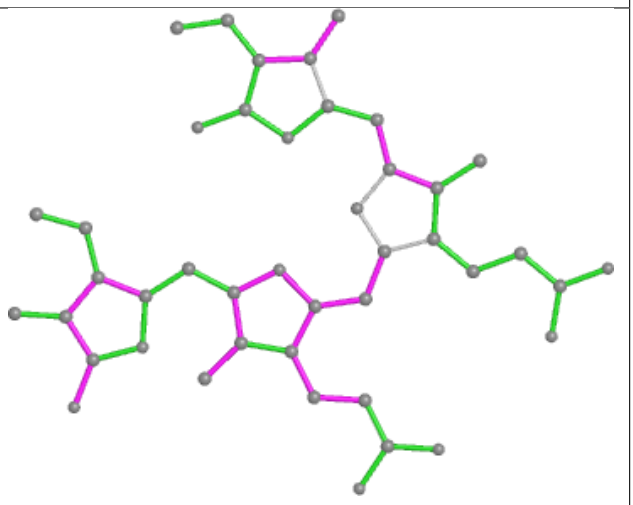

Bond angles

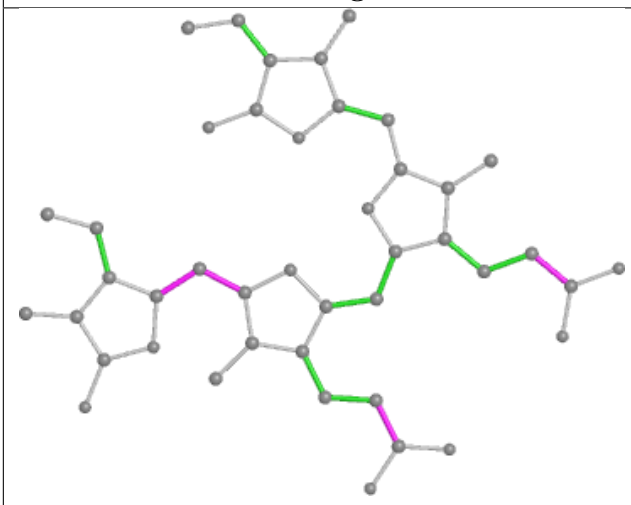

Torsions

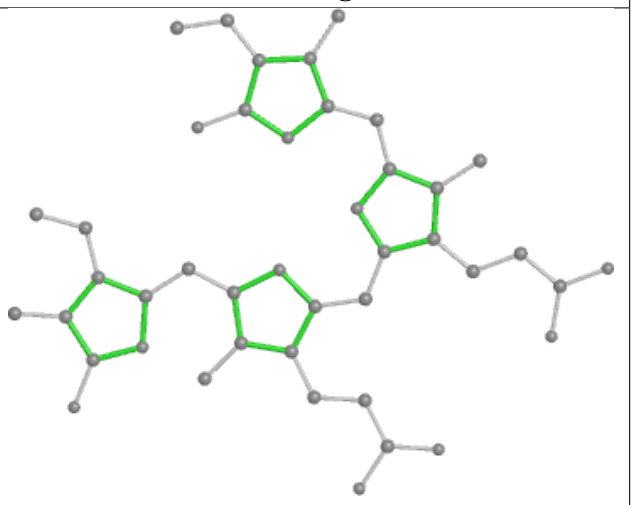

Rings

Ligand PEB t9 201

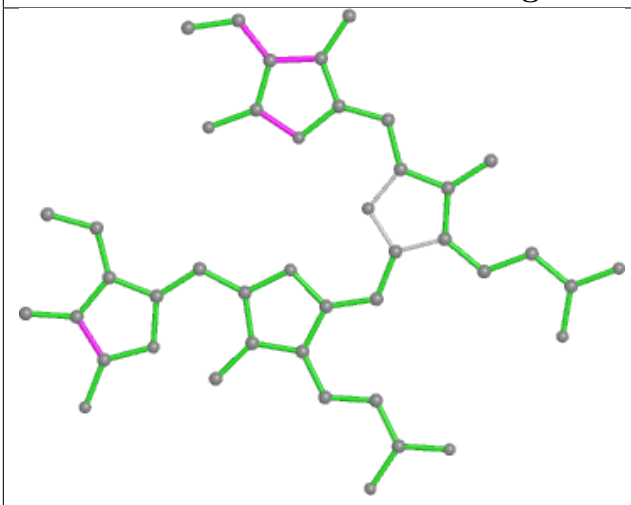

Bond lengths

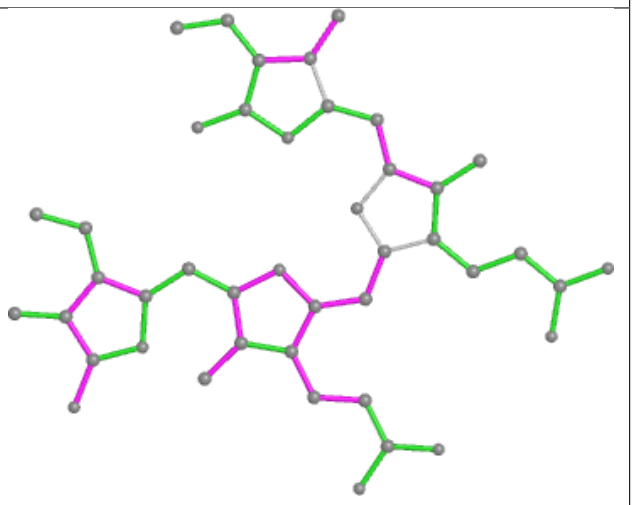

Bond angles

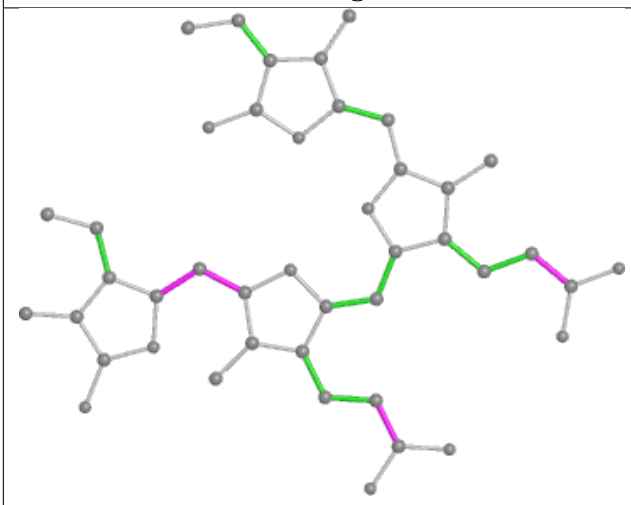

Torsions

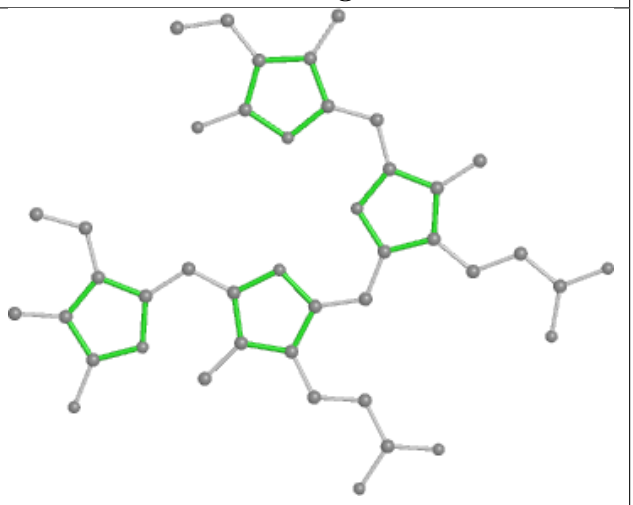

Rings

Ligand PEB F6 201

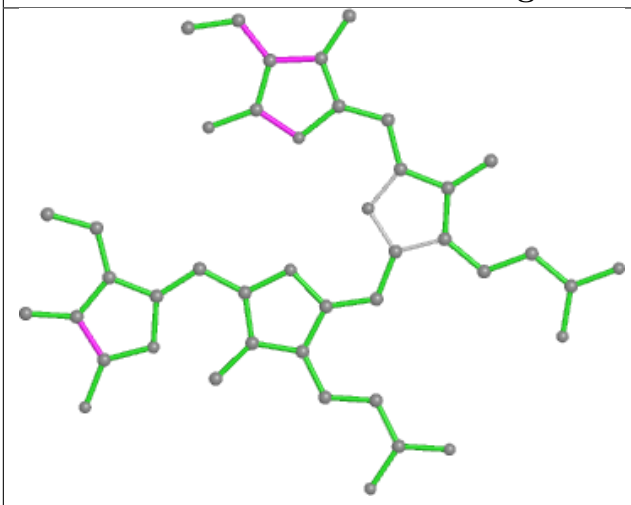

Bond lengths

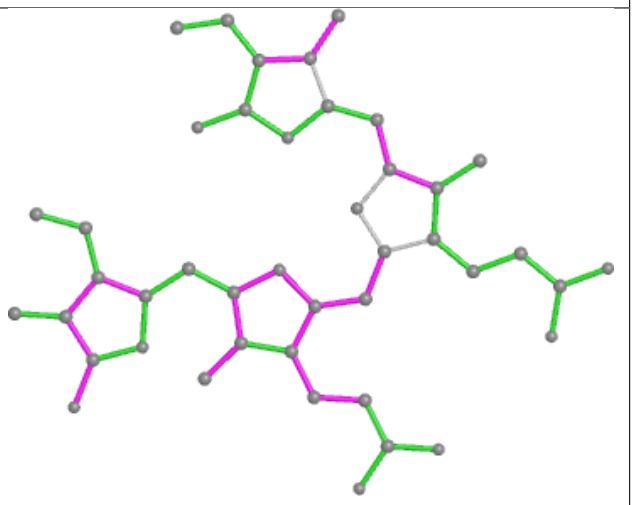

Bond angles

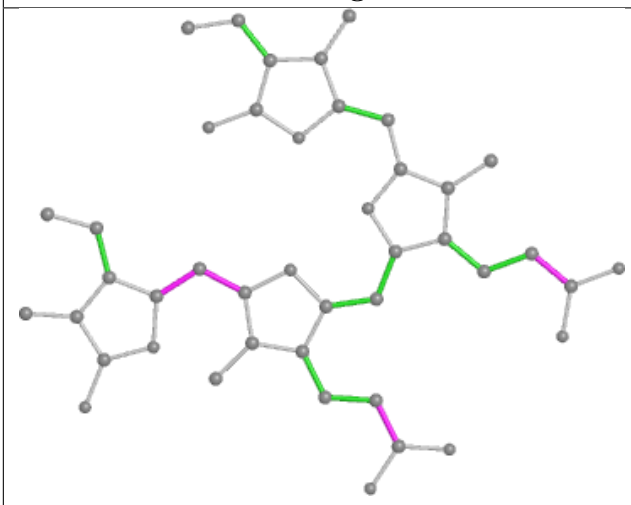

Torsions

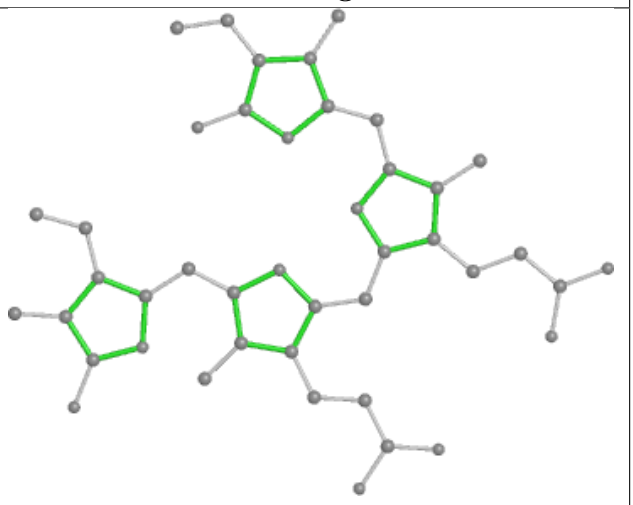

Rings

Ligand PUB Z7 203

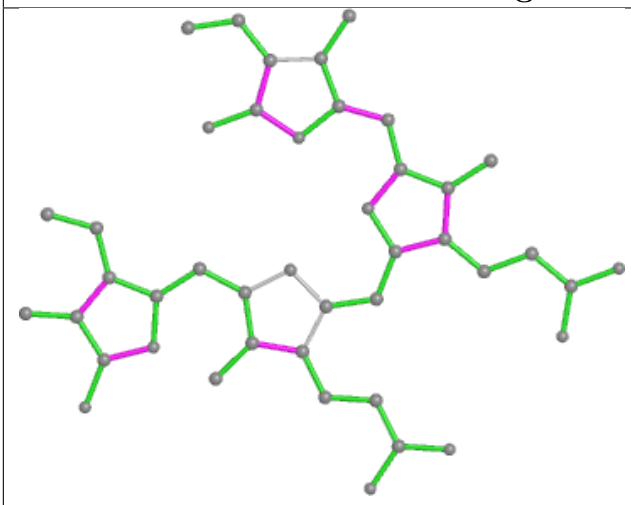

Bond lengths

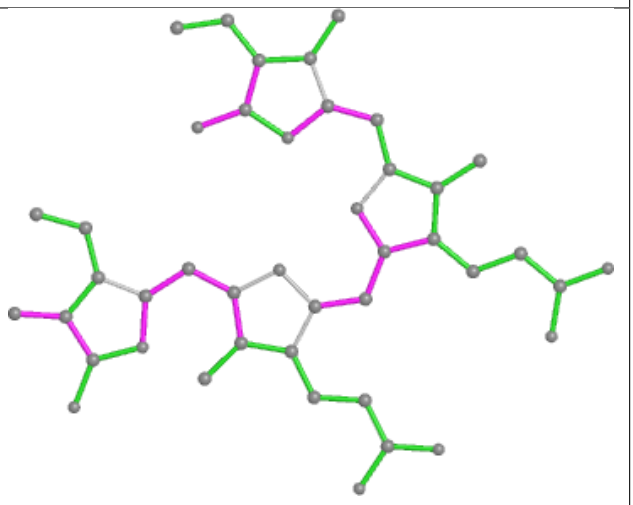

Bond angles

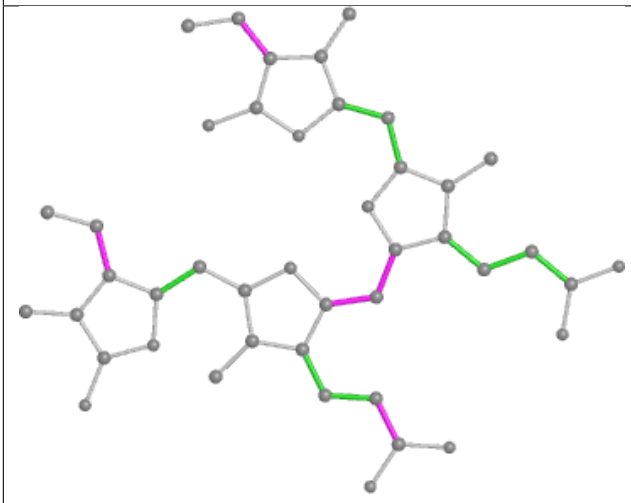

Torsions

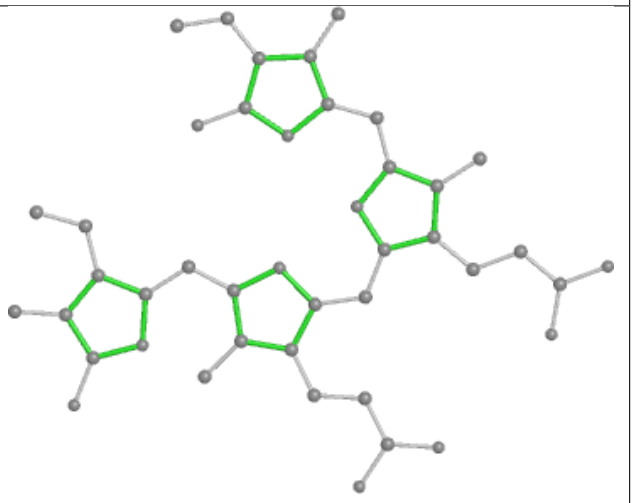

Rings

Ligand PUB gk 203

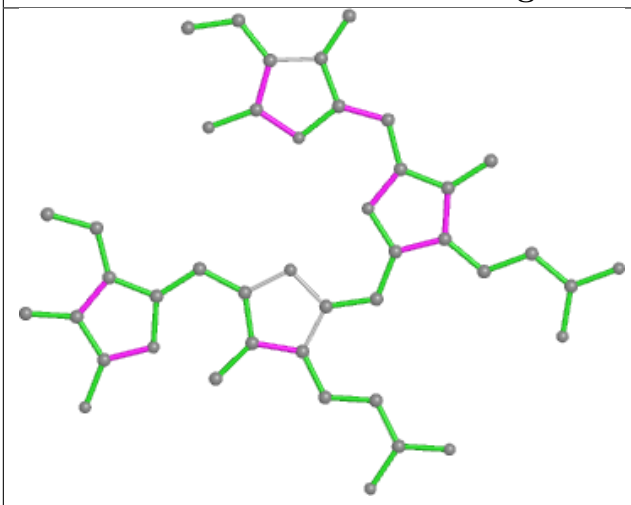

Bond lengths

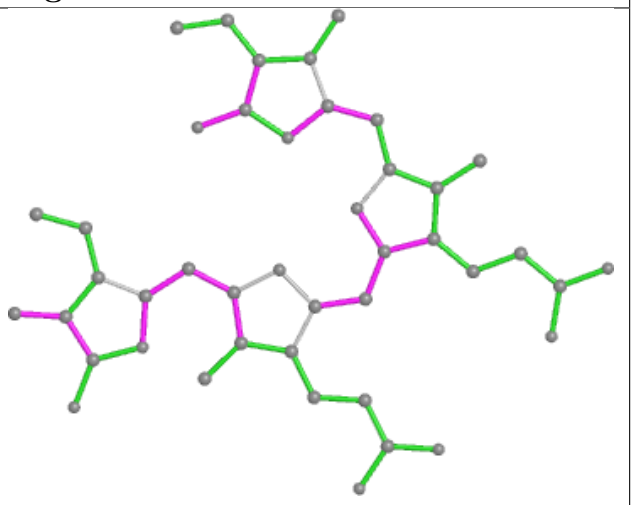

Bond angles

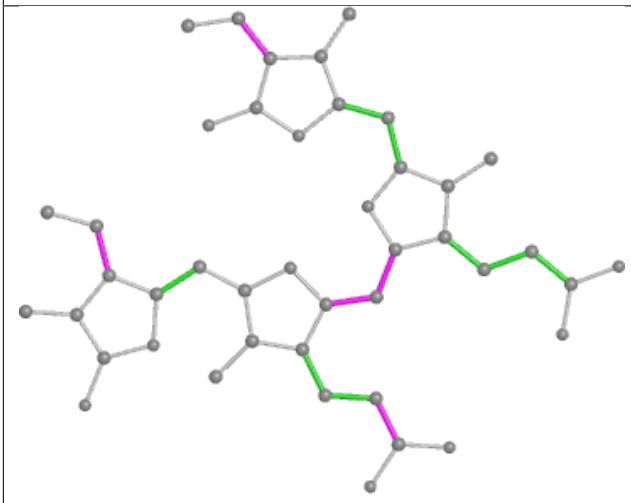

Torsions

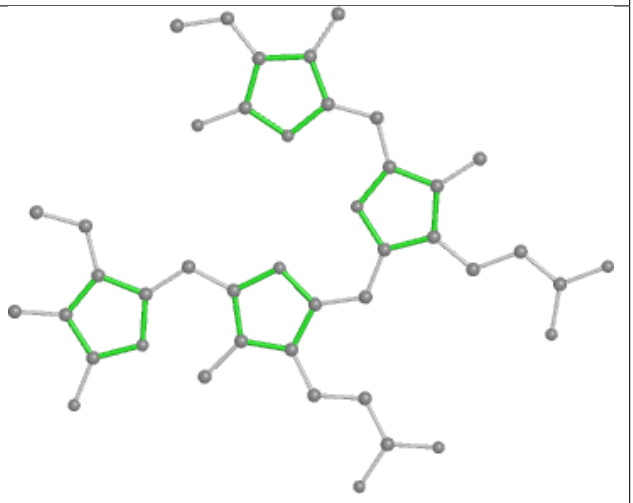

Rings

Ligand PEB x3 202

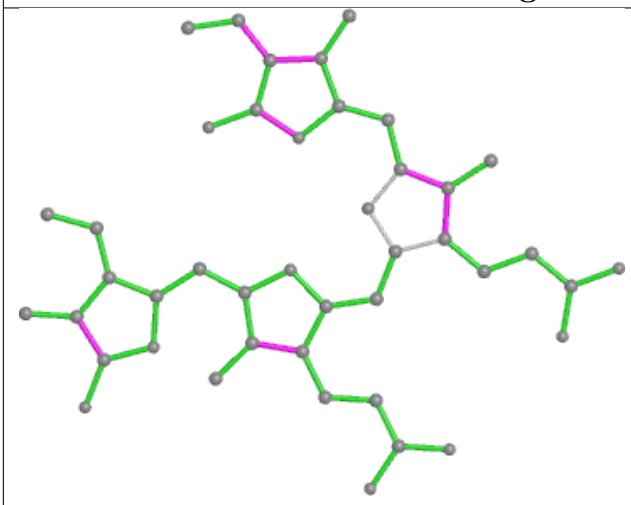

Bond lengths

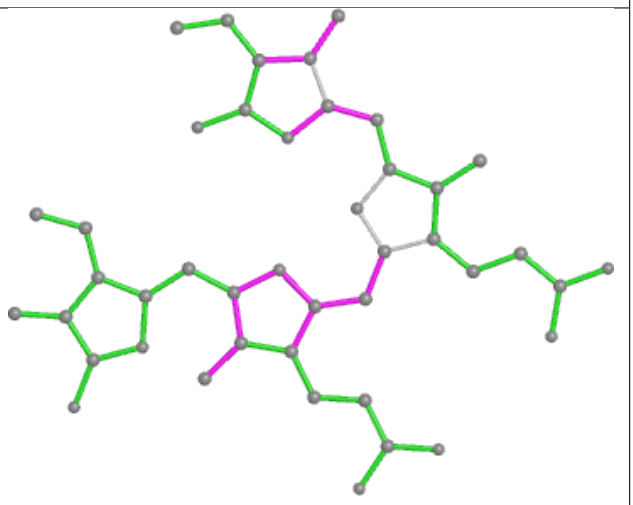

Bond angles

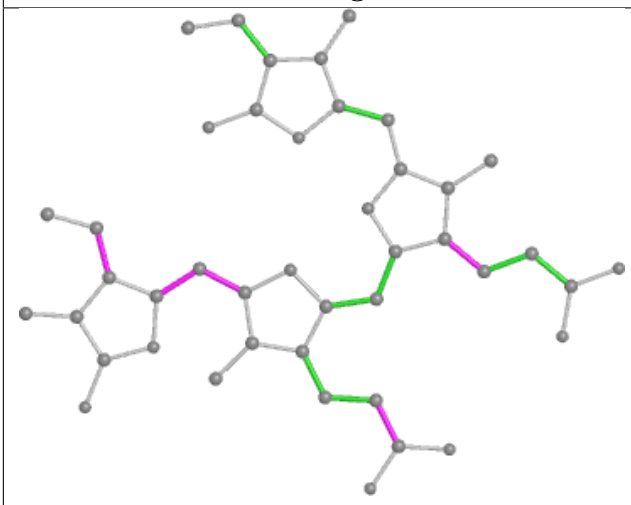

Torsions

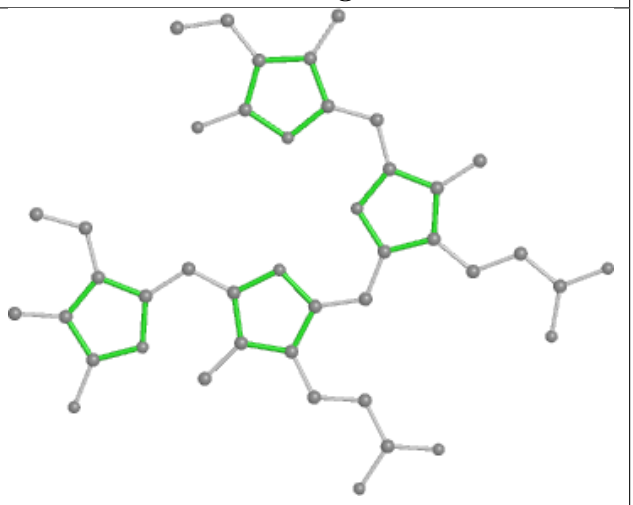

Rings

Ligand PUB eZ 404

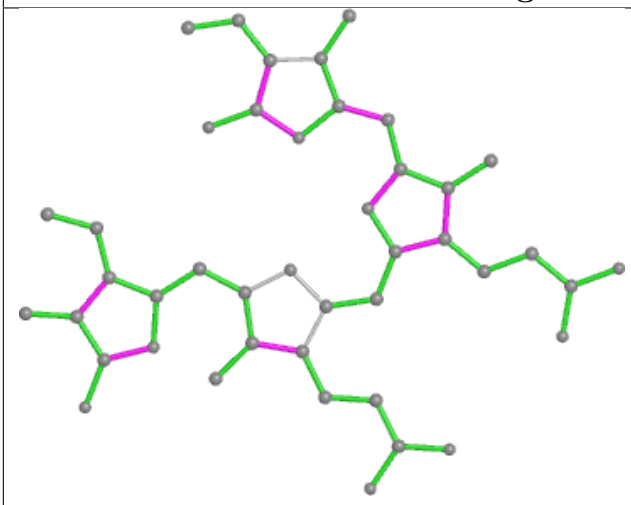

Bond lengths

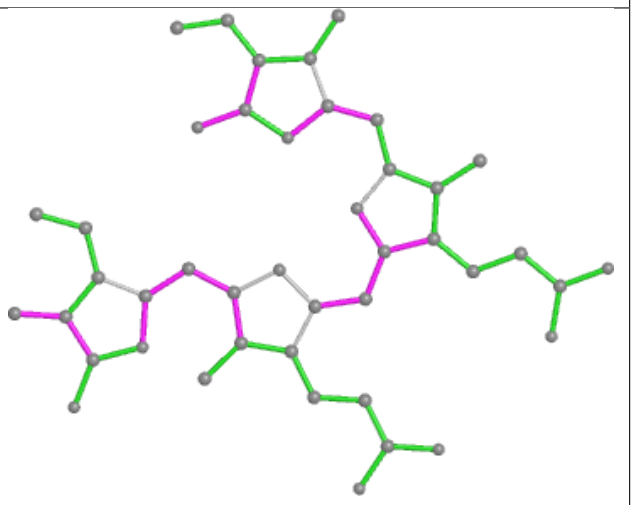

Bond angles

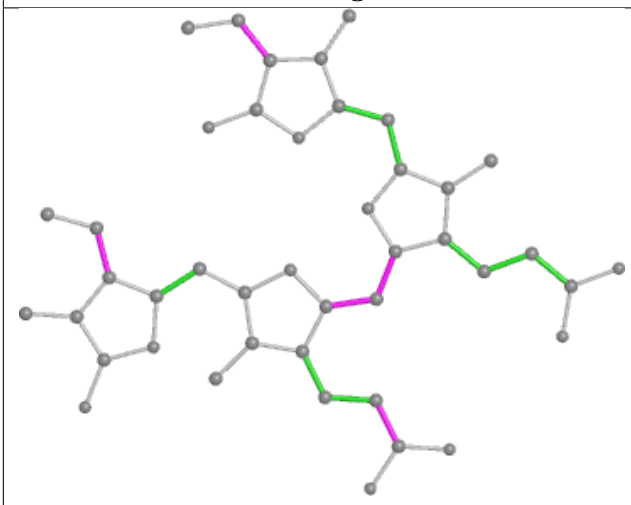

Torsions

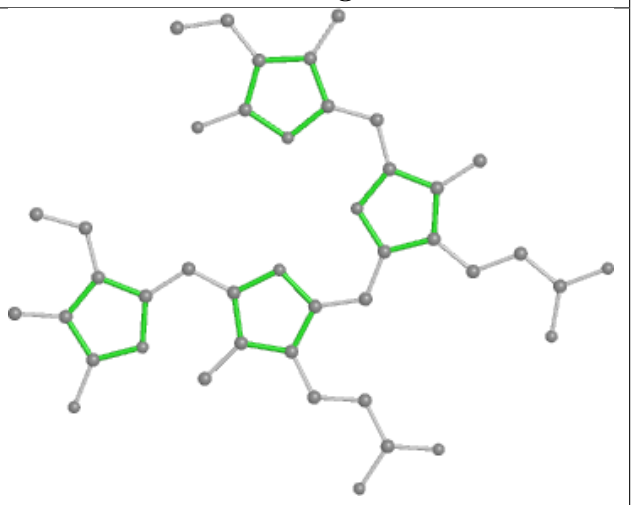

Rings

Ligand PEB gk 201

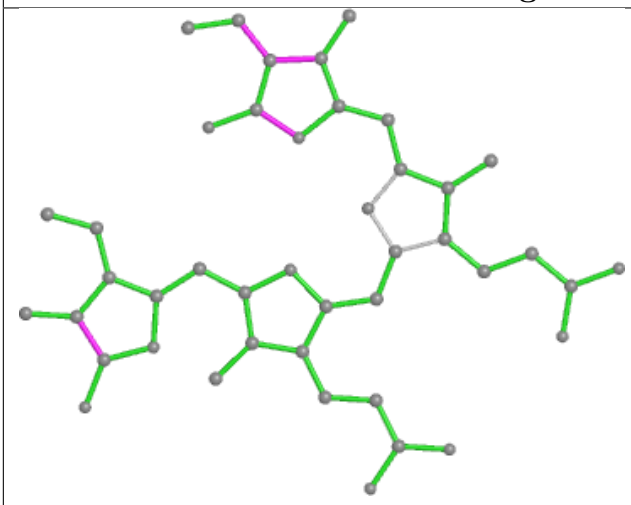

Bond lengths

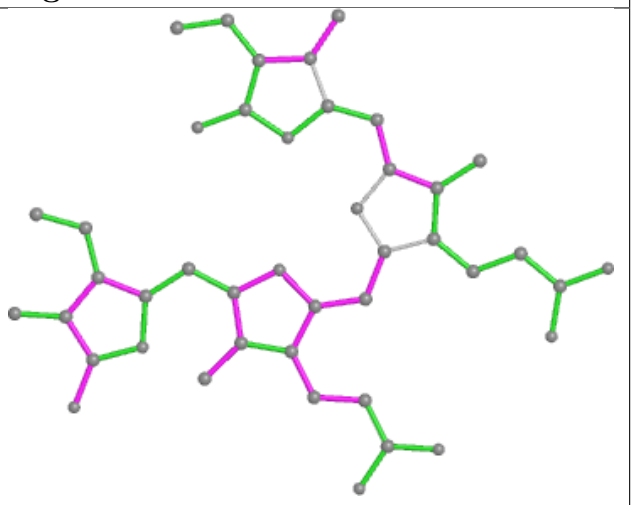

Bond angles

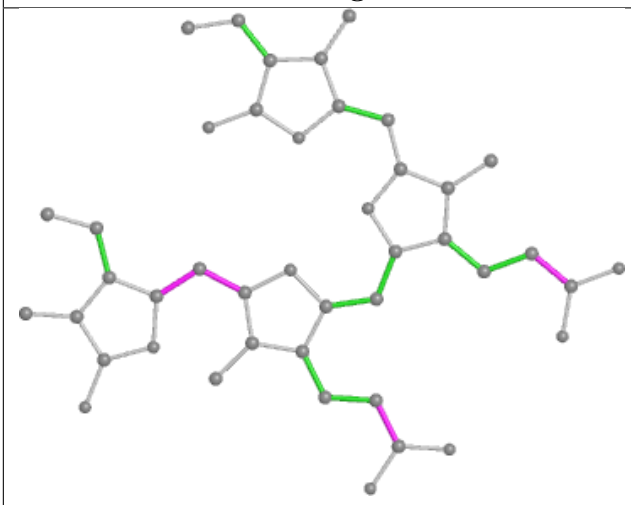

Torsions

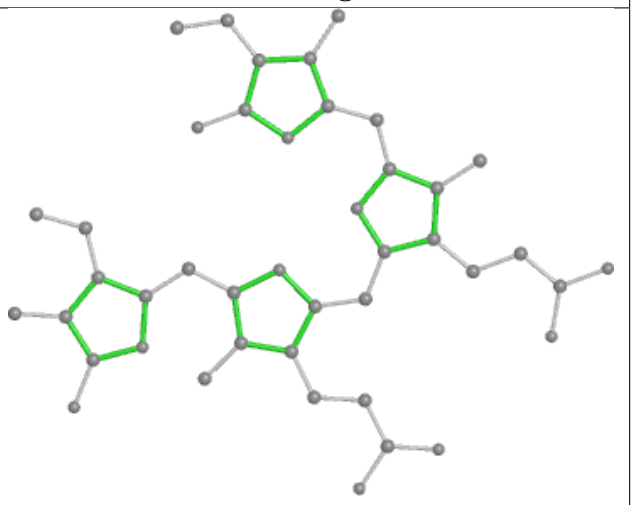

Rings

Ligand PEB ch 202

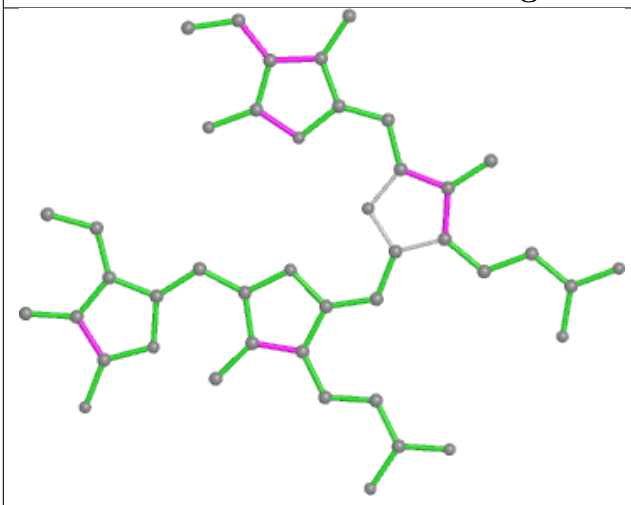

Bond lengths

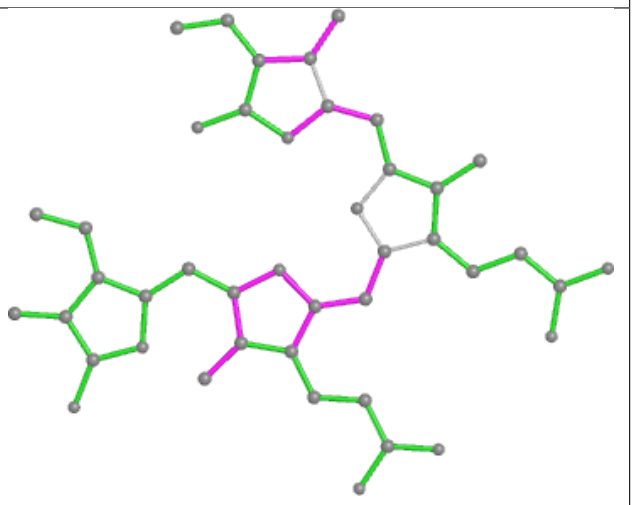

Bond angles

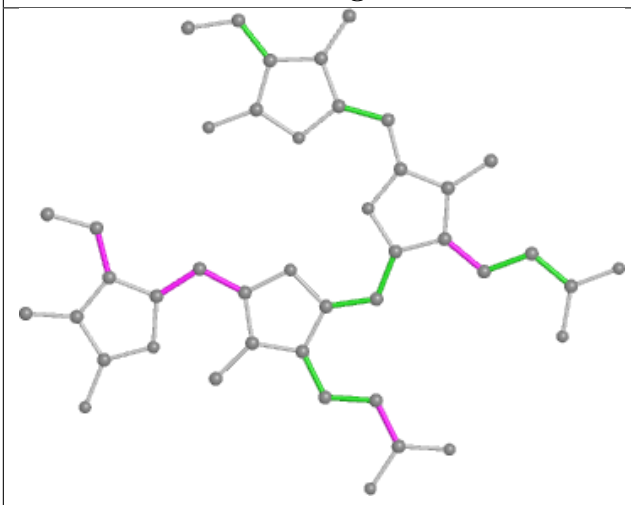

Torsions

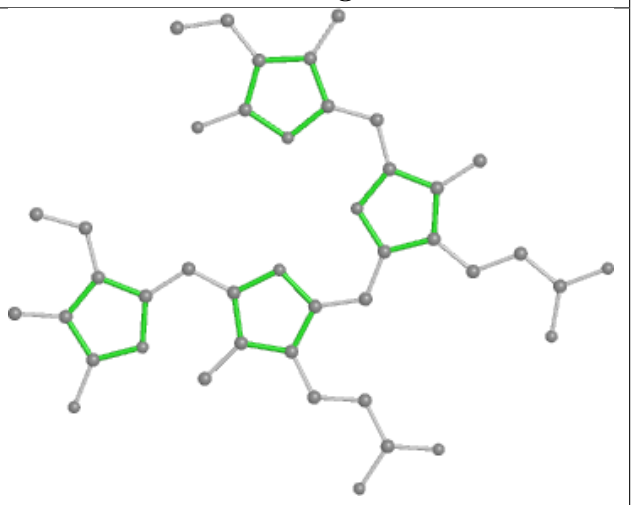

Rings

Ligand PEB ad 201

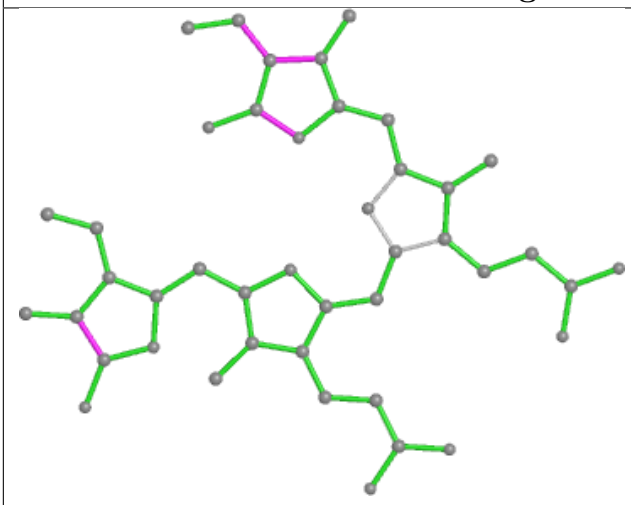

Bond lengths

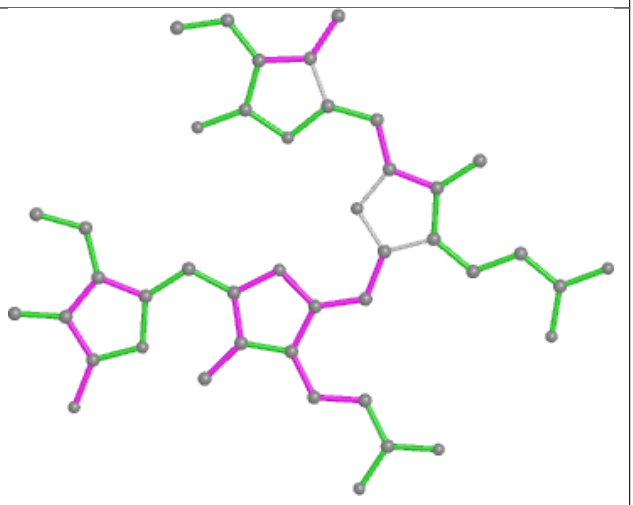

Bond angles

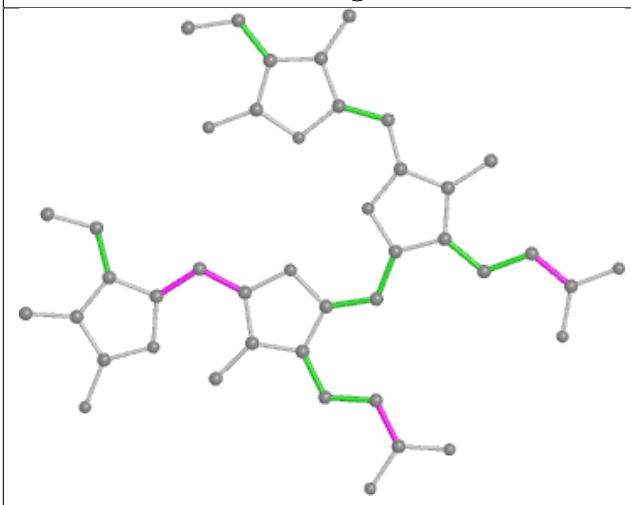

Torsions

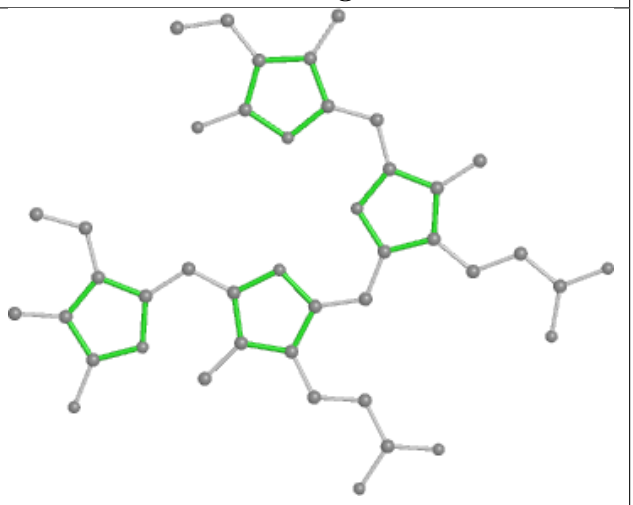

Rings

Ligand PEB p7 201

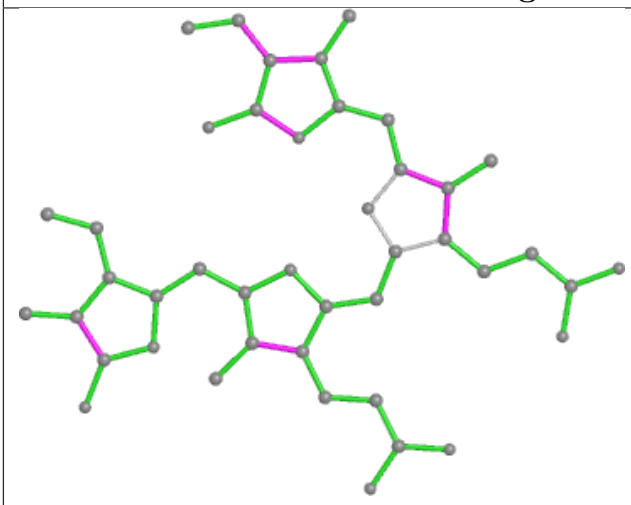

Bond lengths

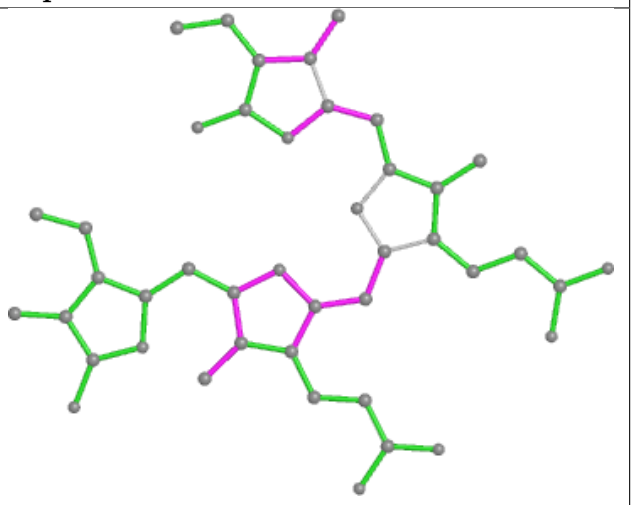

Bond angles

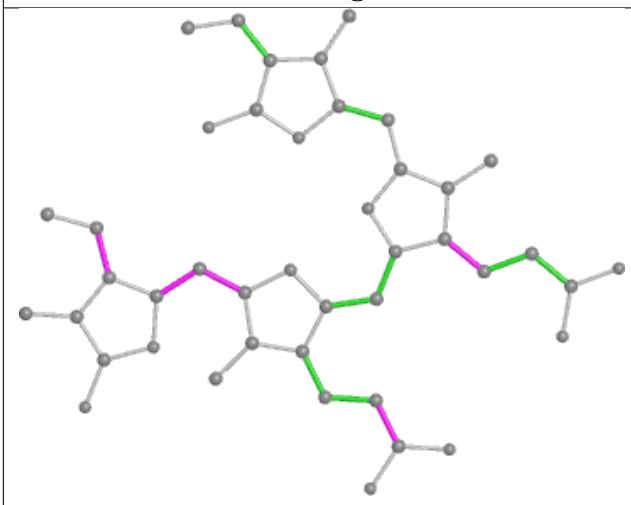

Torsions

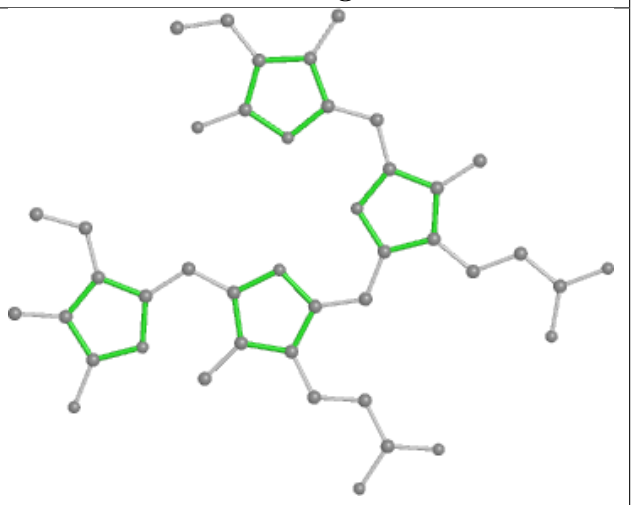

Rings

Ligand CYC e1 201

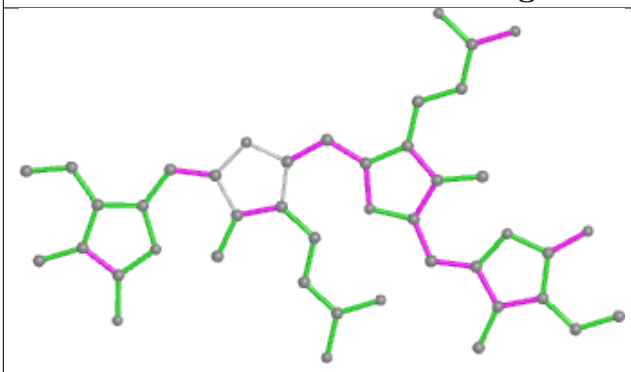

Bond lengths

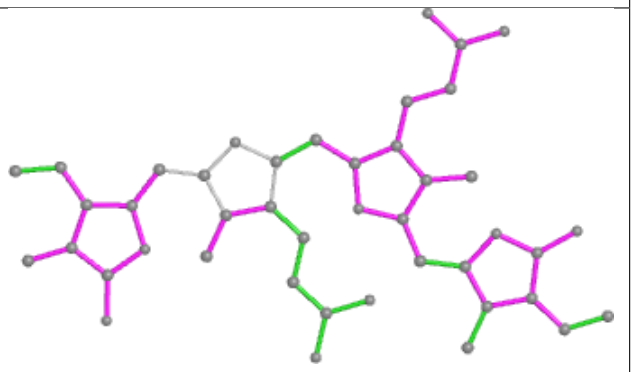

Bond angles

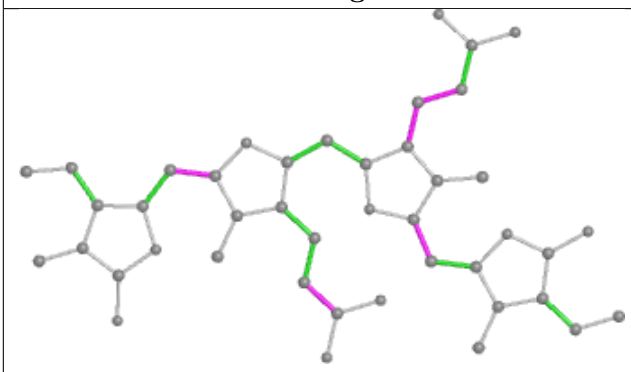

Torsions

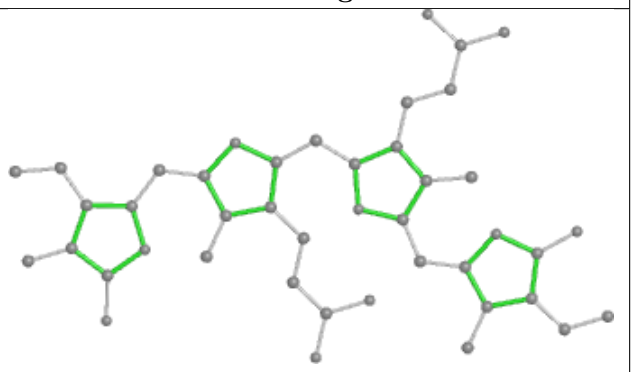

Rings

Ligand PEB Z6 202

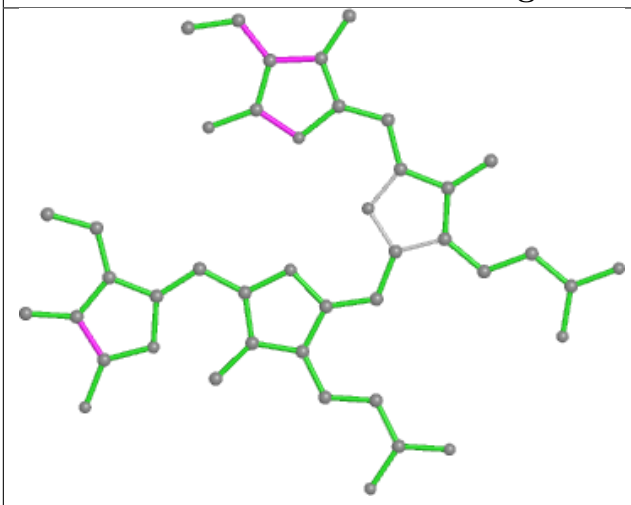

Bond lengths

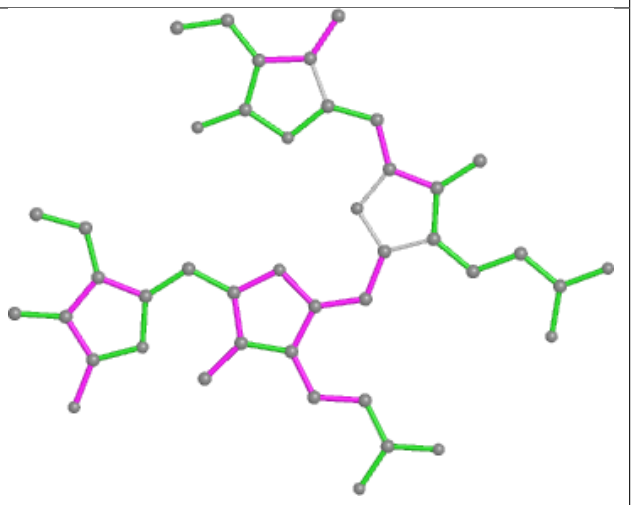

Bond angles

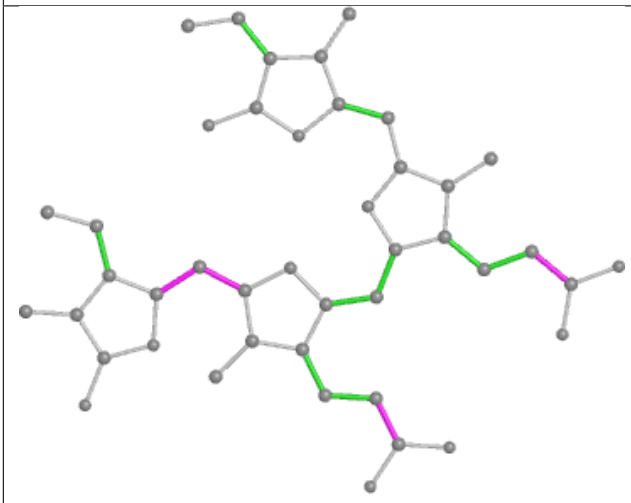

Torsions

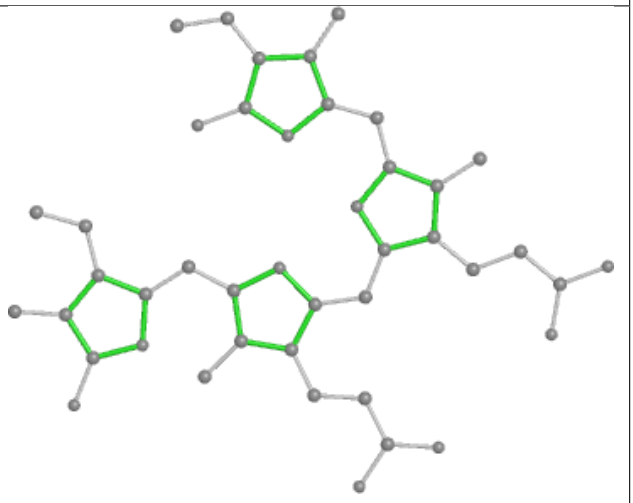

Rings

Ligand PUB u6 203

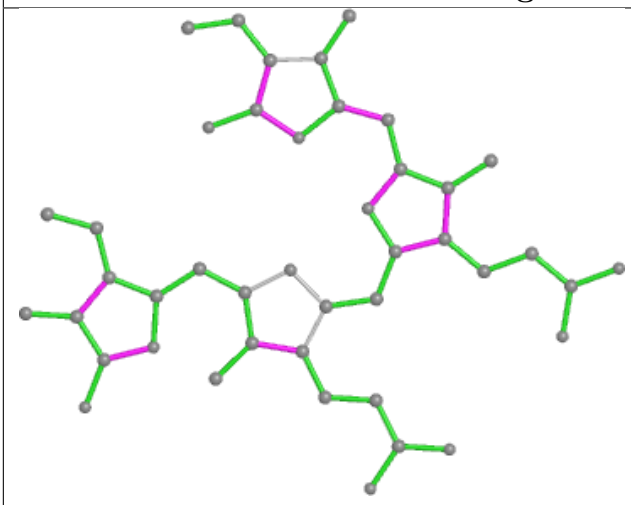

Bond lengths

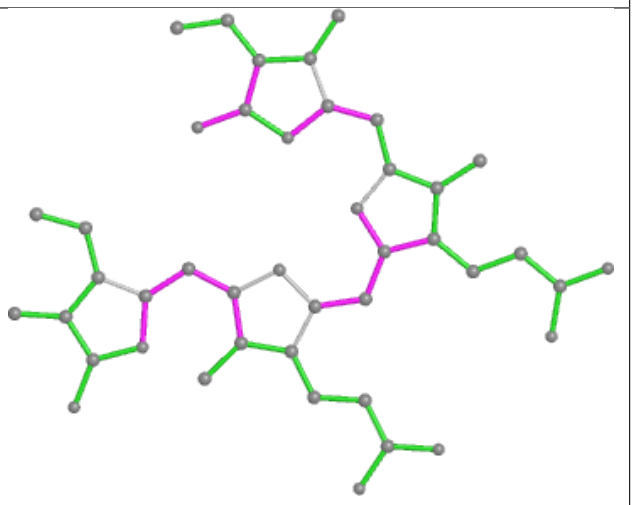

Bond angles

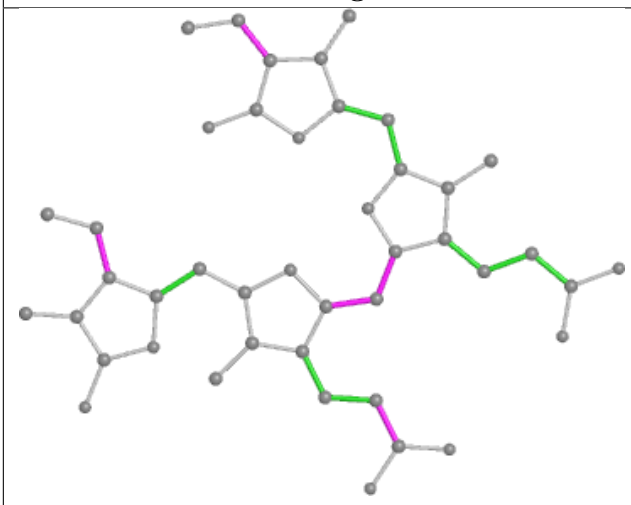

Torsions

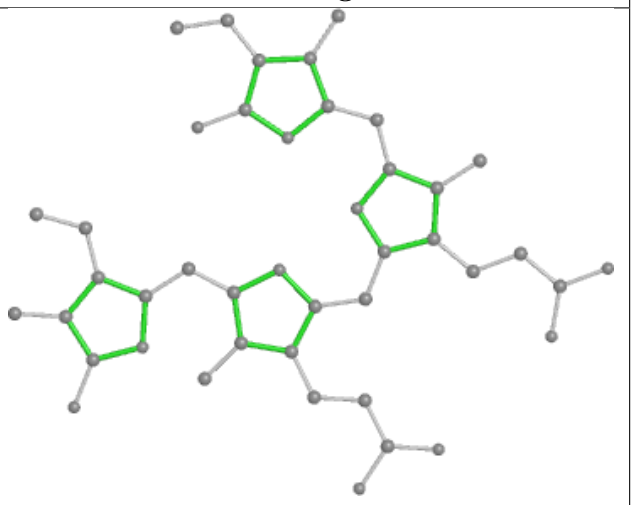

Rings

Ligand PEB E4 202

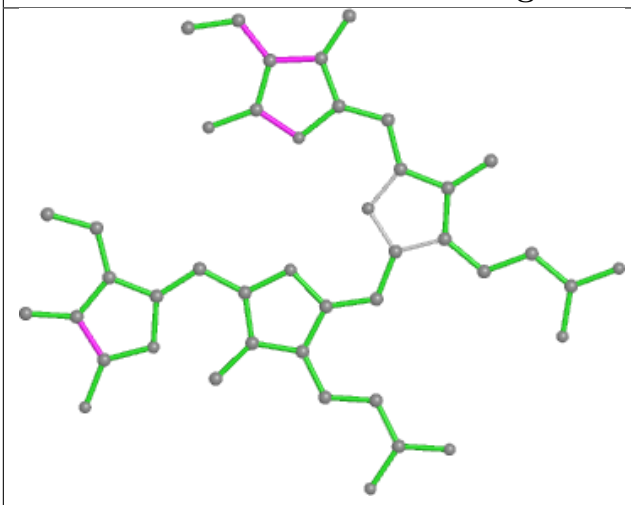

Bond lengths

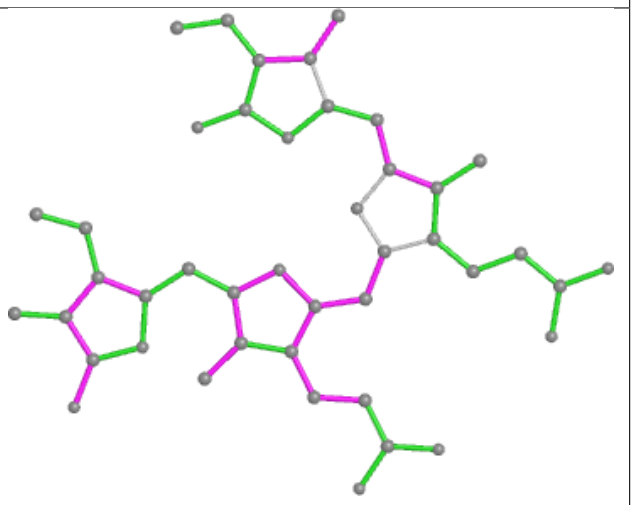

Bond angles

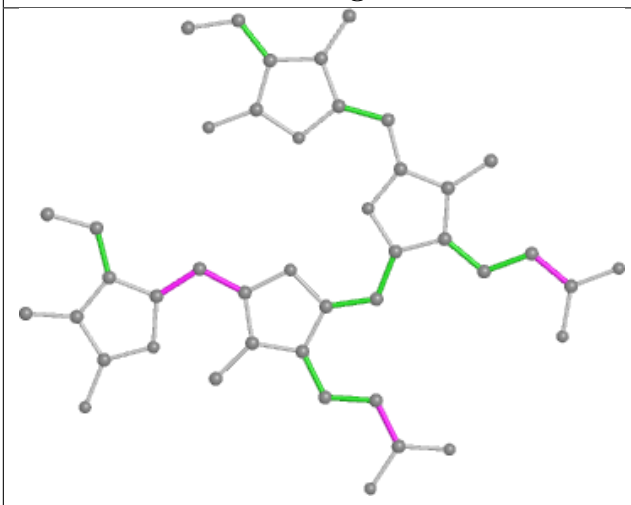

Torsions

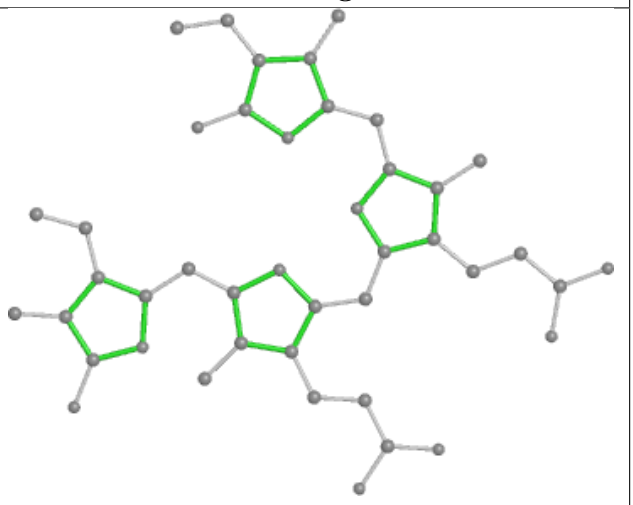

Rings

Ligand PEB dJ 201

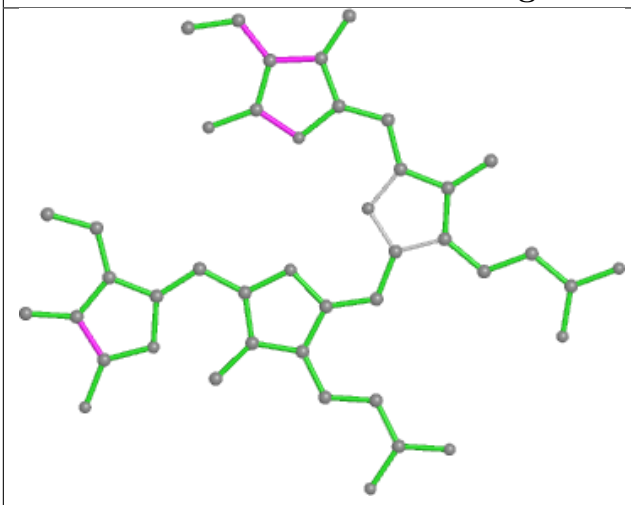

Bond lengths

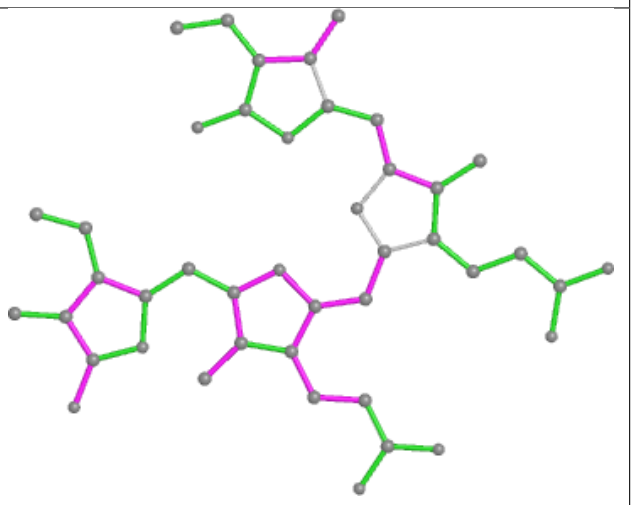

Bond angles

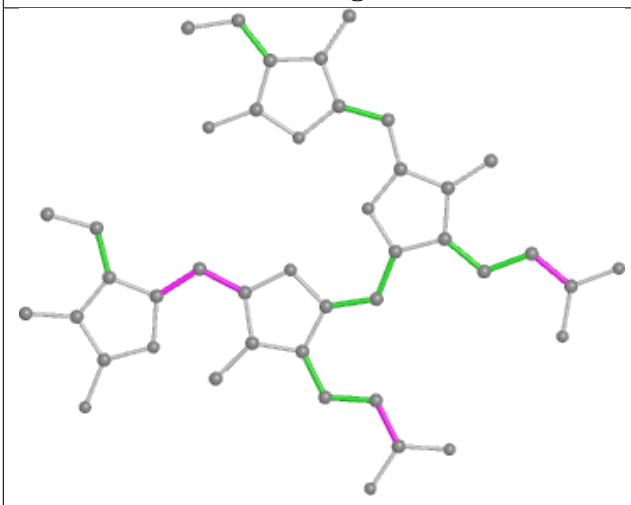

Torsions

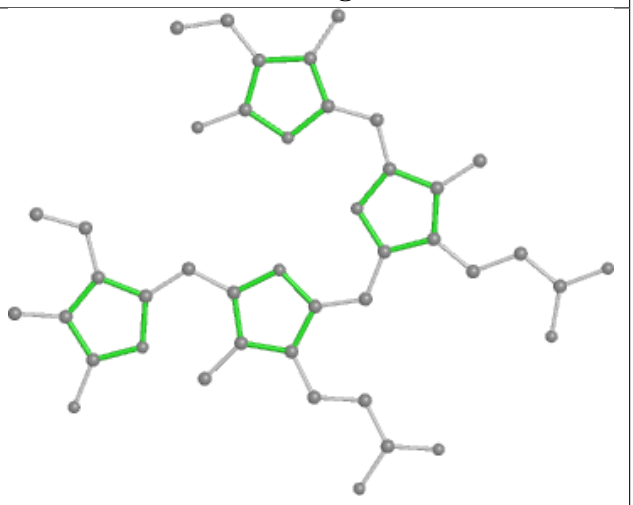

Rings

Ligand PUB bq 203

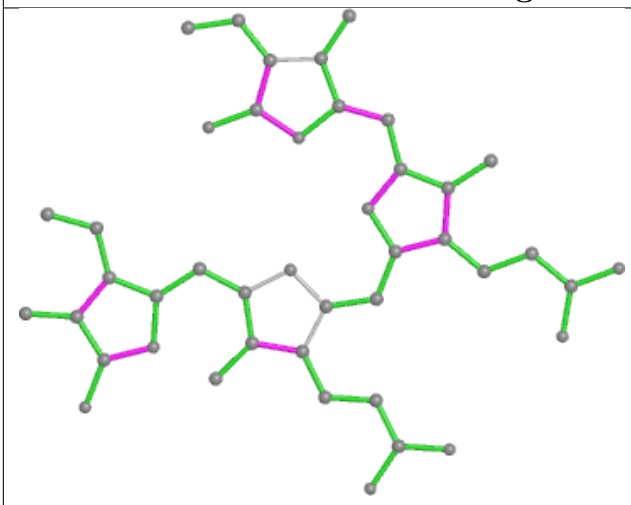

Bond lengths

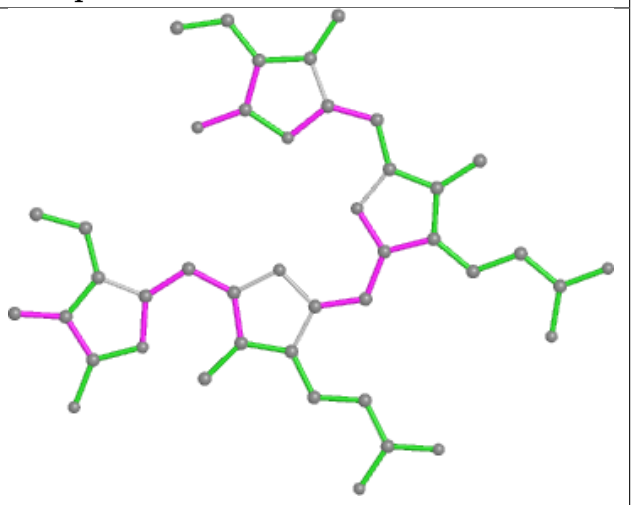

Bond angles

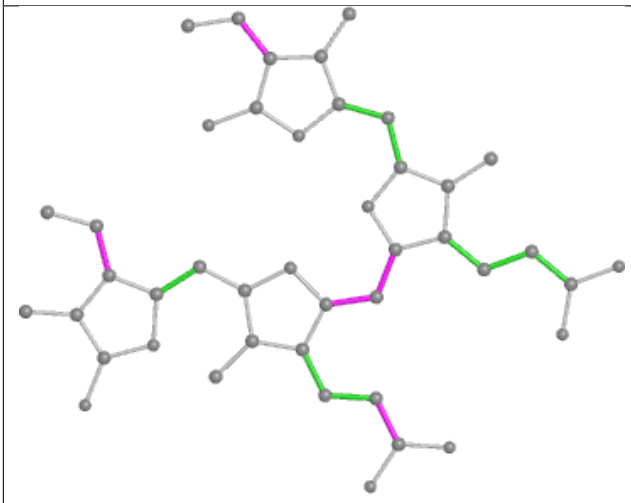

Torsions

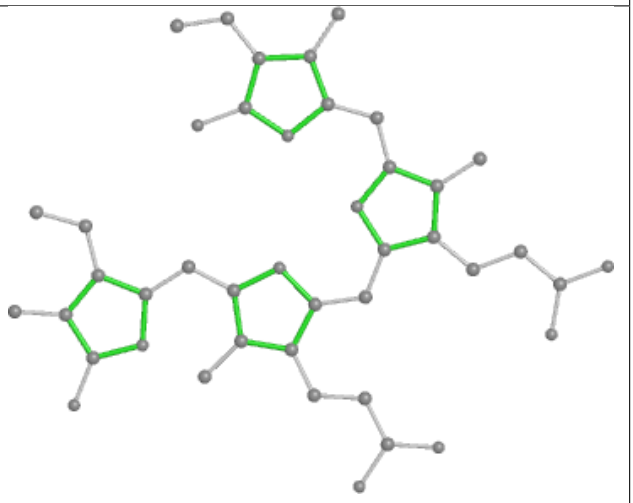

Rings

Ligand PUB dw 405

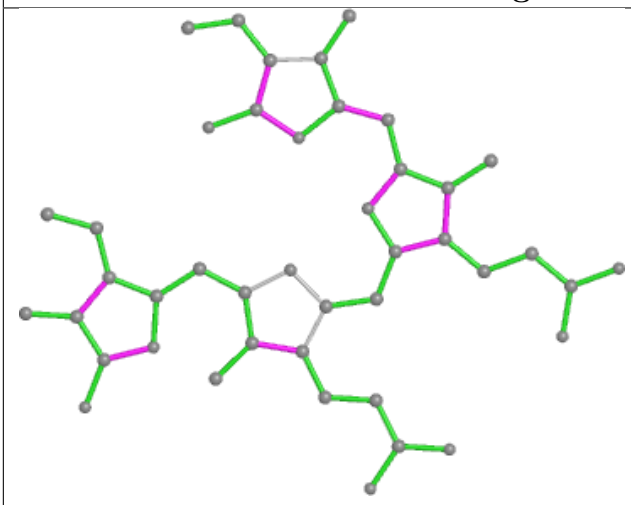

Bond lengths

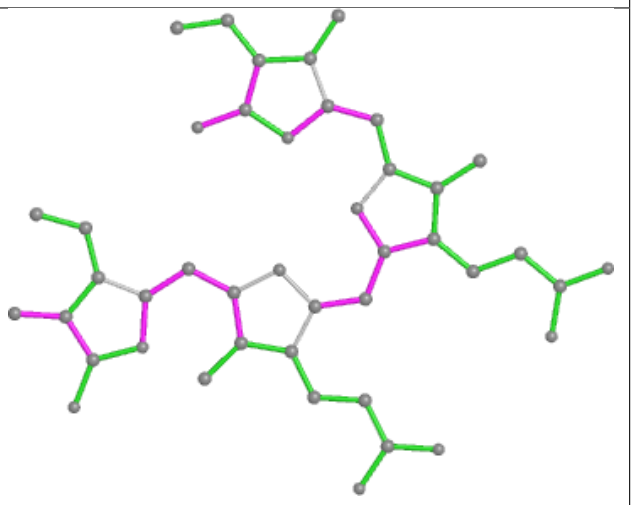

Bond angles

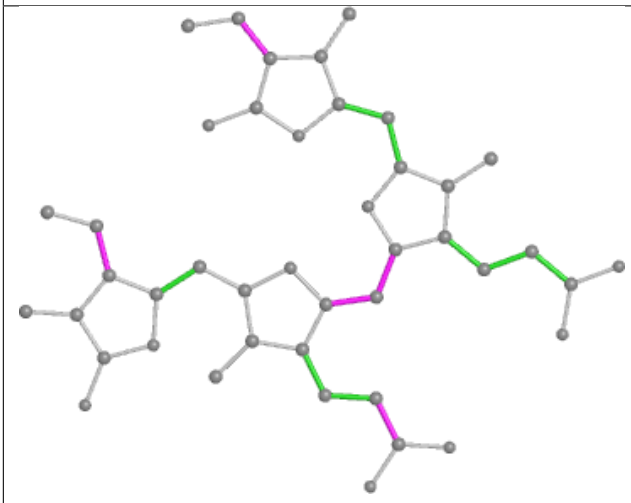

Torsions

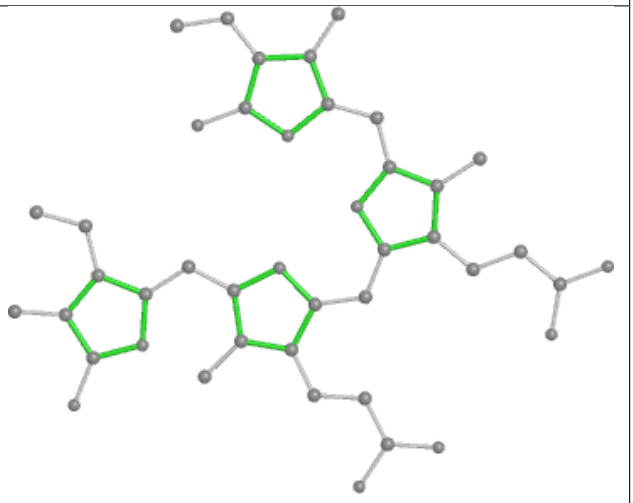

Rings

Ligand PEB b4 1001

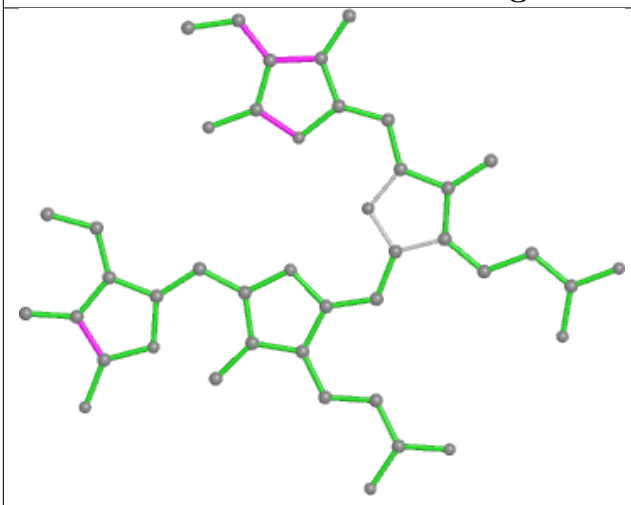

Bond lengths

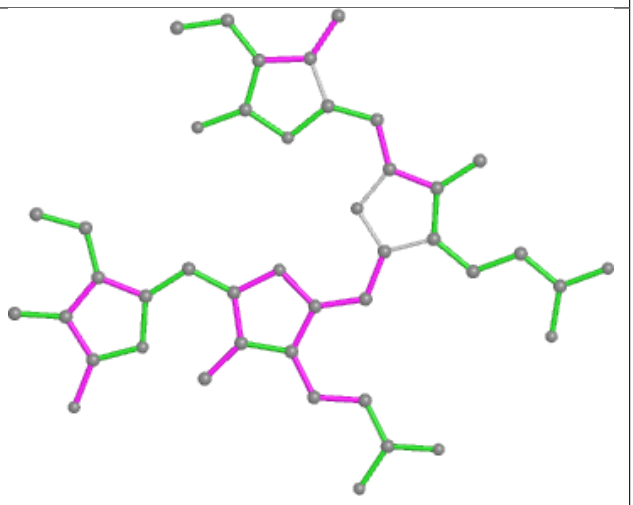

Bond angles

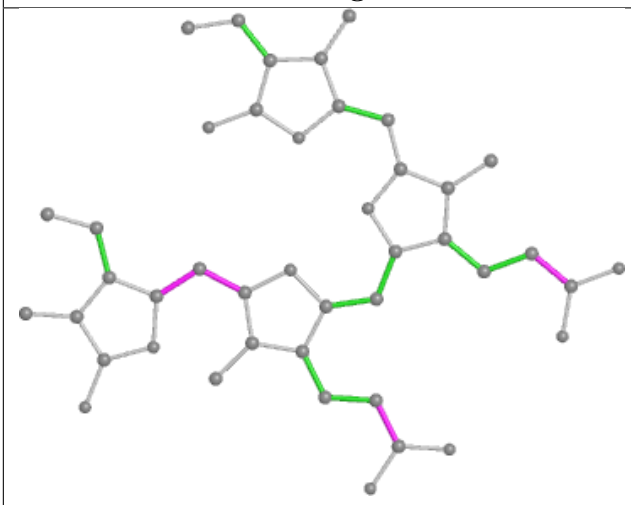

Torsions

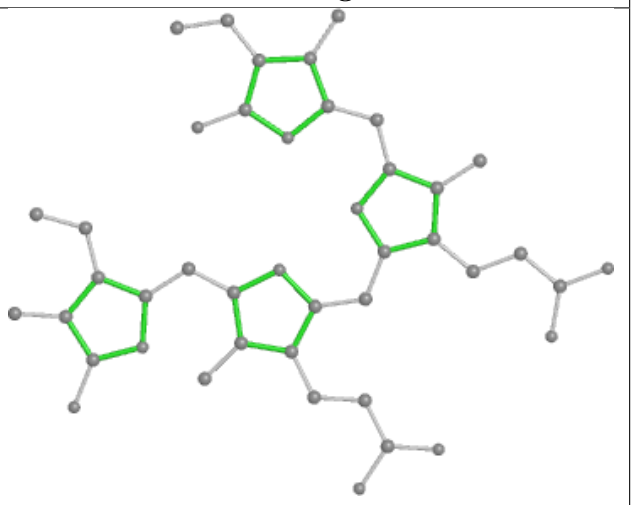

Rings

Ligand PEB f3 202

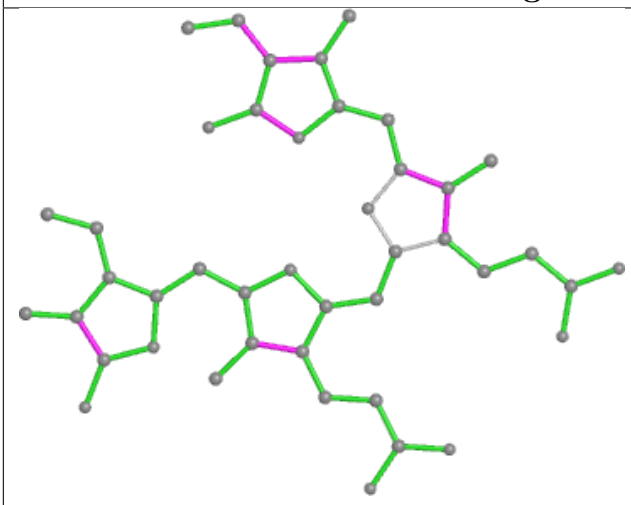

Bond lengths

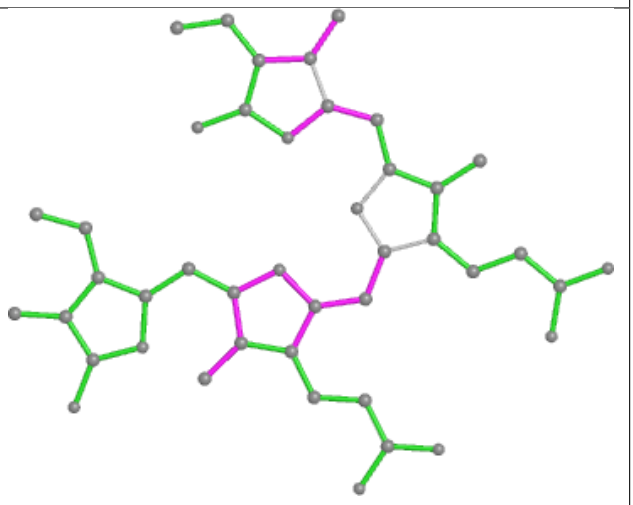

Bond angles

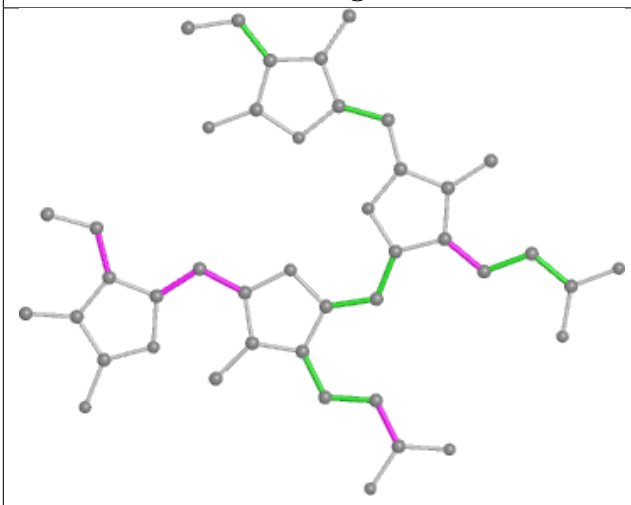

Torsions

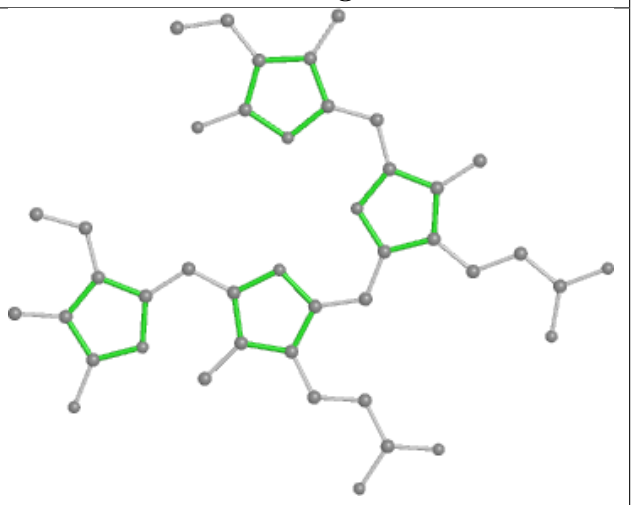

Rings

Ligand PEB H4 202

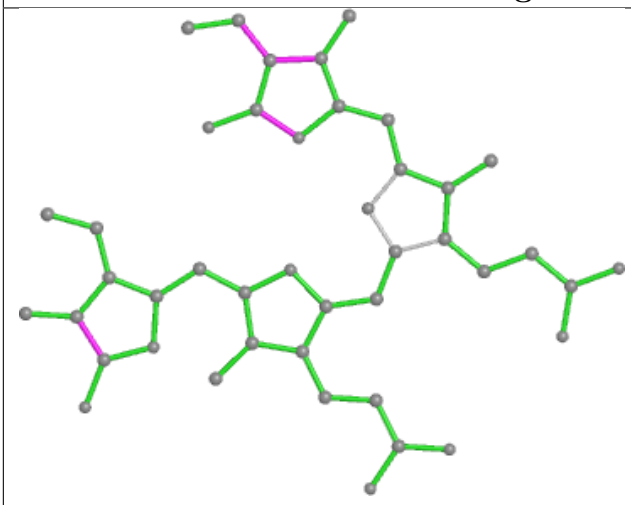

Bond lengths

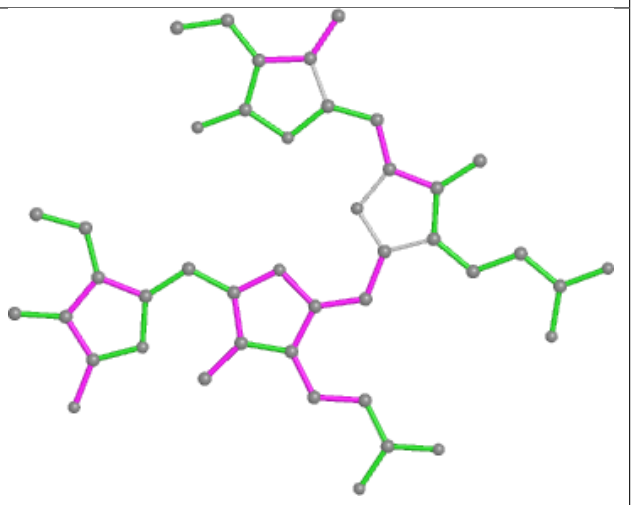

Bond angles

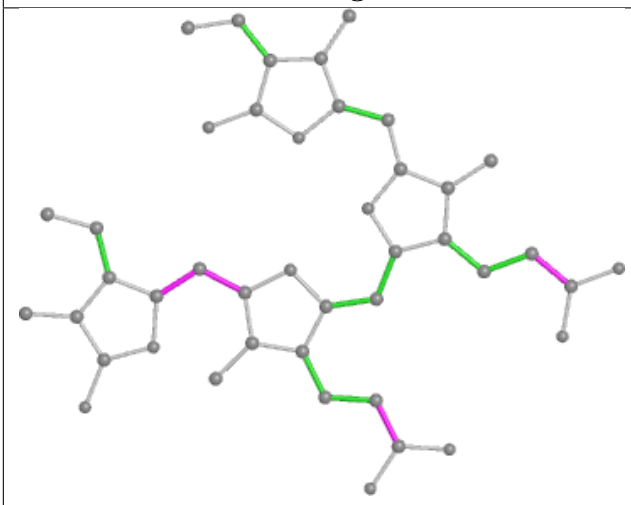

Torsions

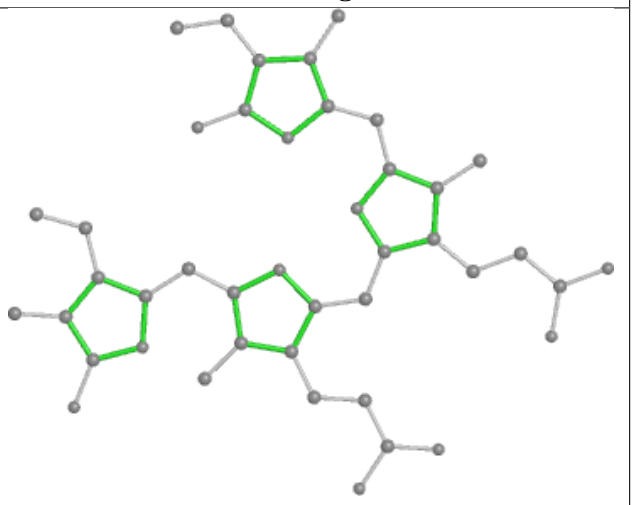

Rings

Ligand PUB D6 202

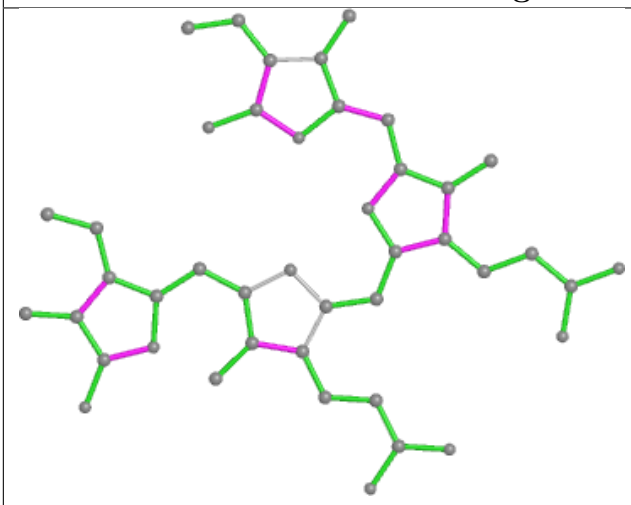

Bond lengths

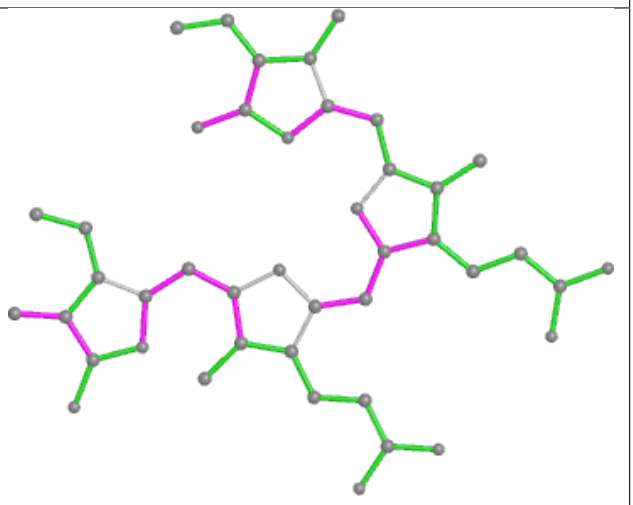

Bond angles

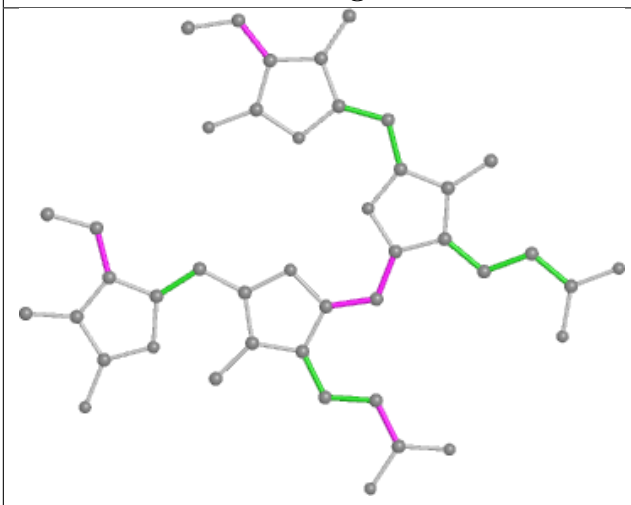

Torsions

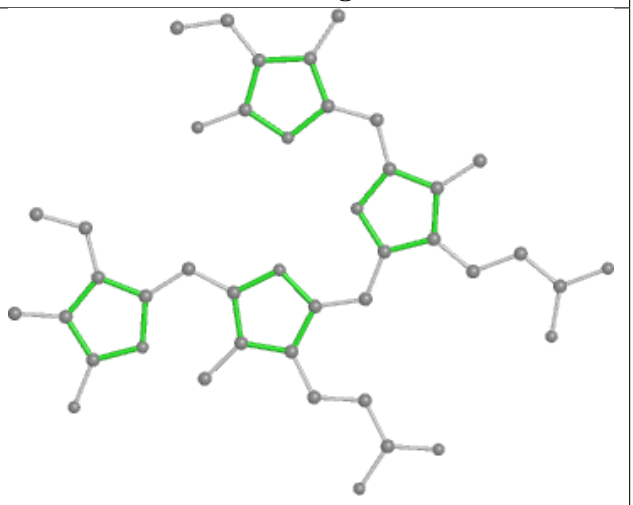

Rings

Ligand PEB cm 1002

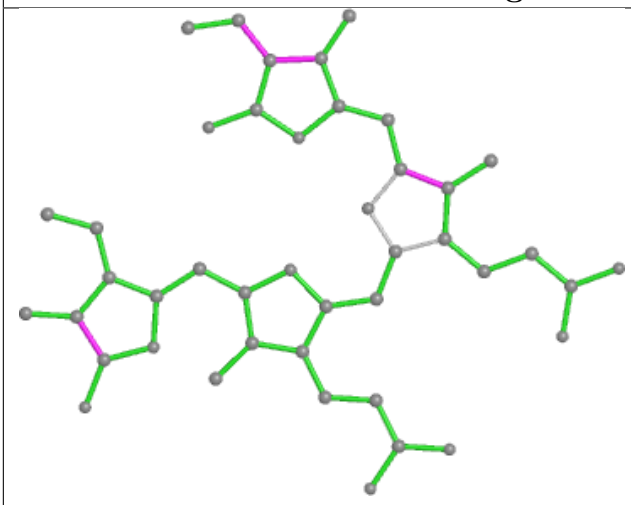

Bond lengths

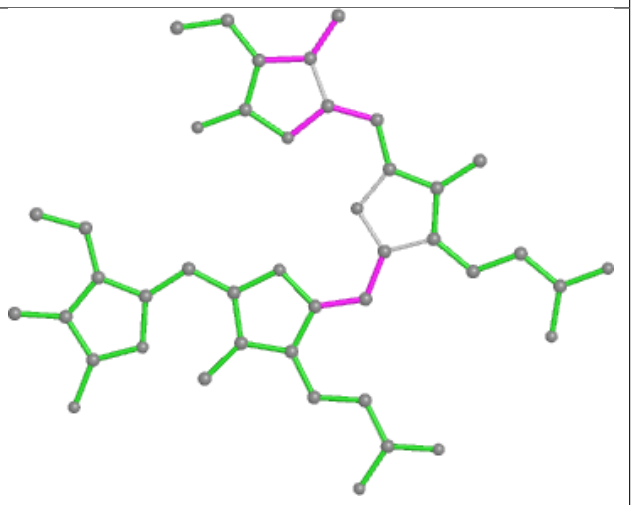

Bond angles

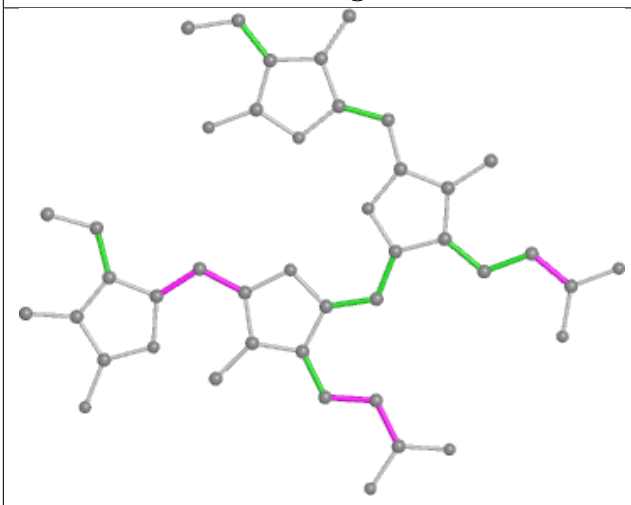

Torsions

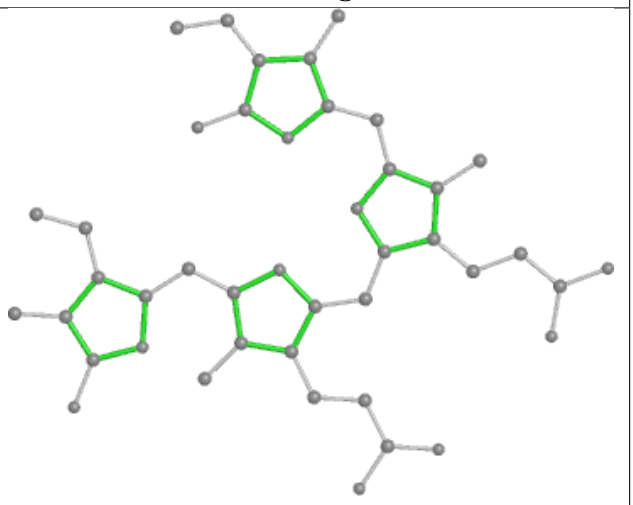

Rings

Ligand PUB iC 1003

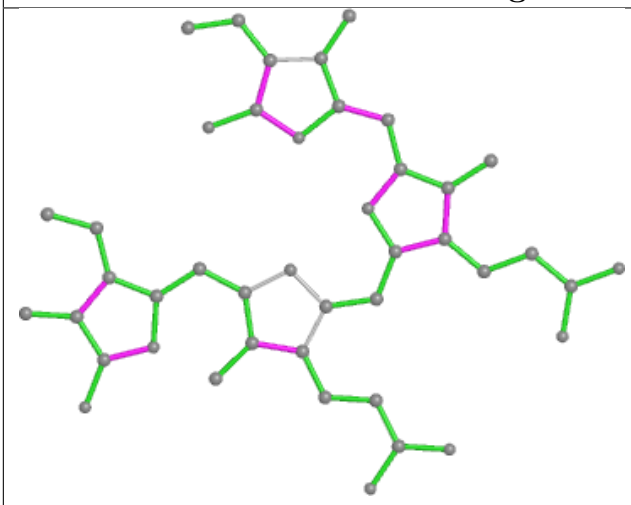

Bond lengths

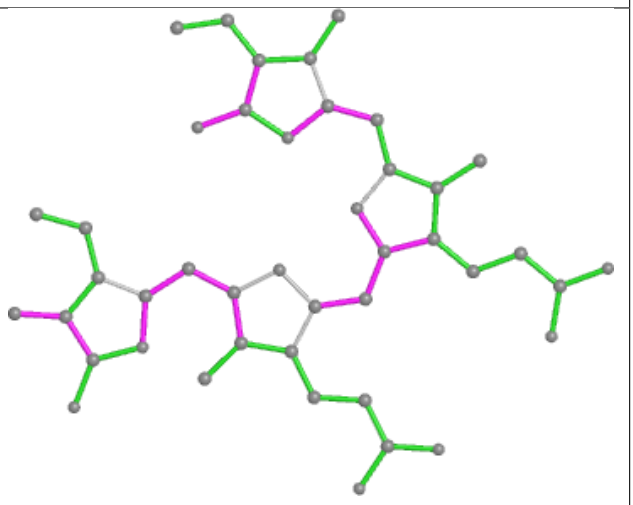

Bond angles

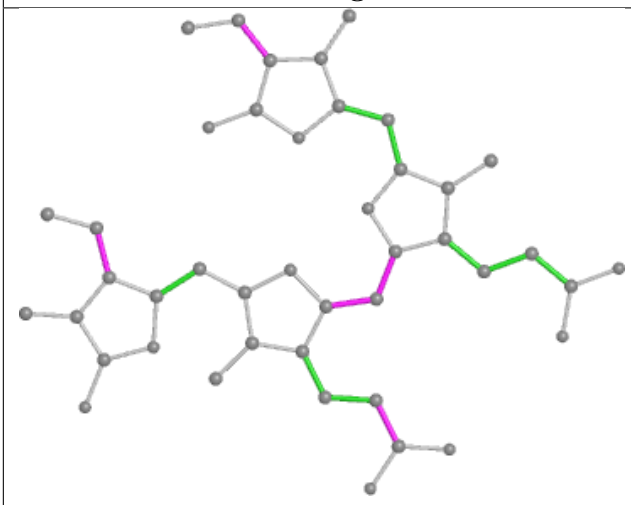

Torsions

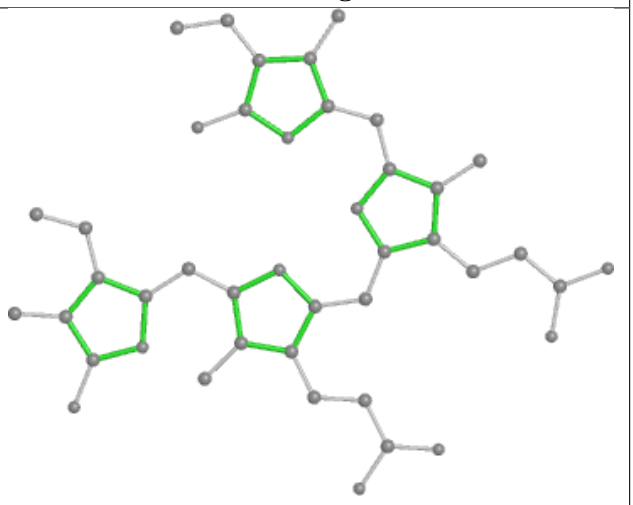

Rings

Ligand PEB fb 202

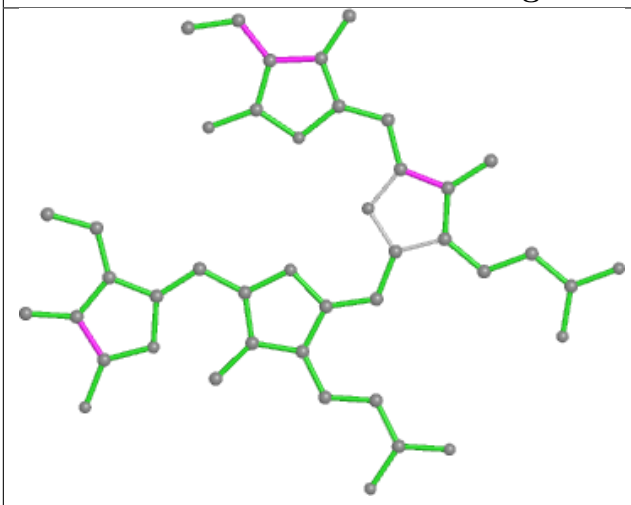

Bond lengths

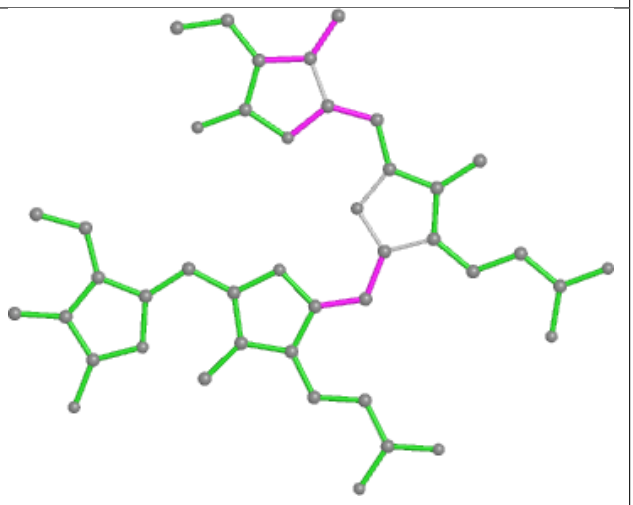

Bond angles

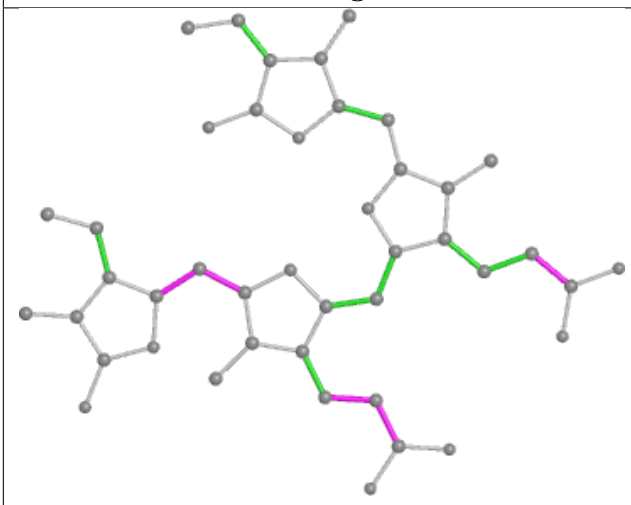

Torsions

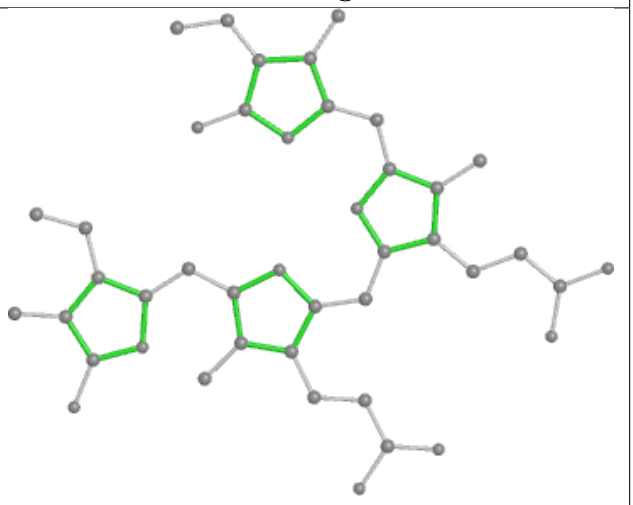

Rings

Ligand PEB dY 202

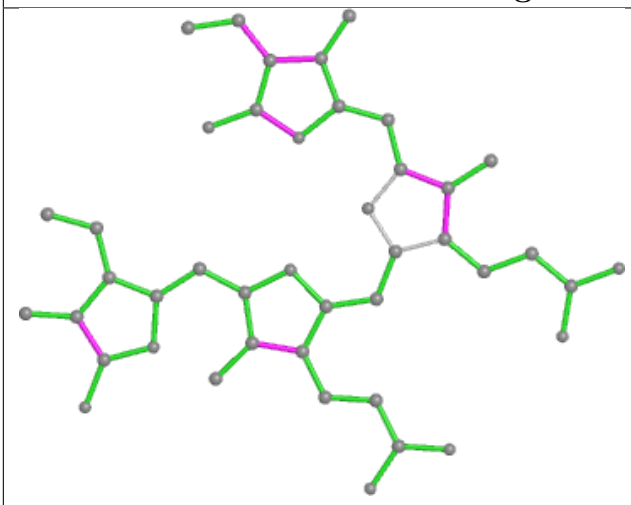

Bond lengths

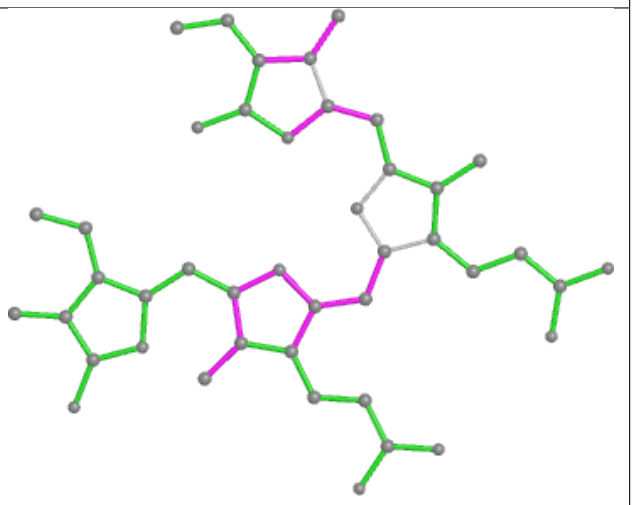

Bond angles

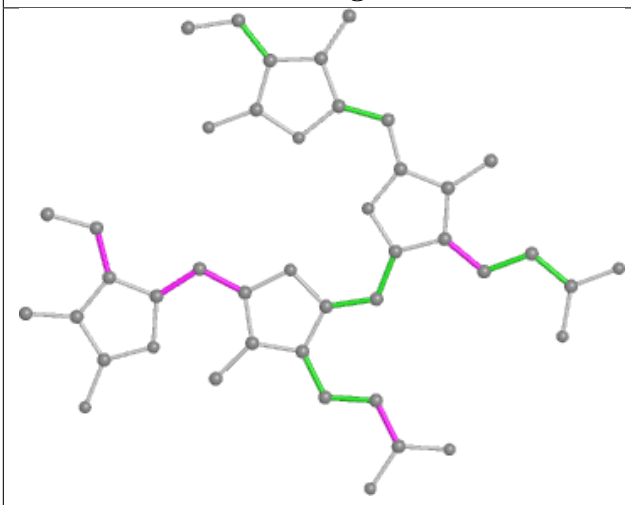

Torsions

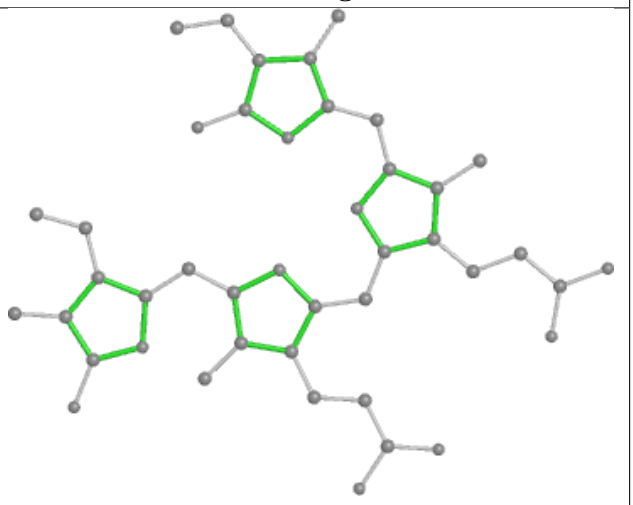

Rings

Ligand CYC a2 901

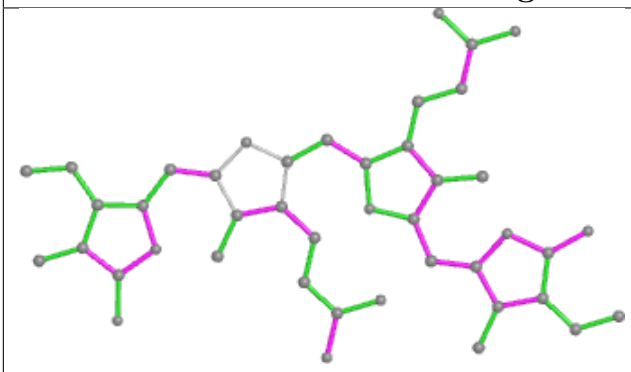

Bond lengths

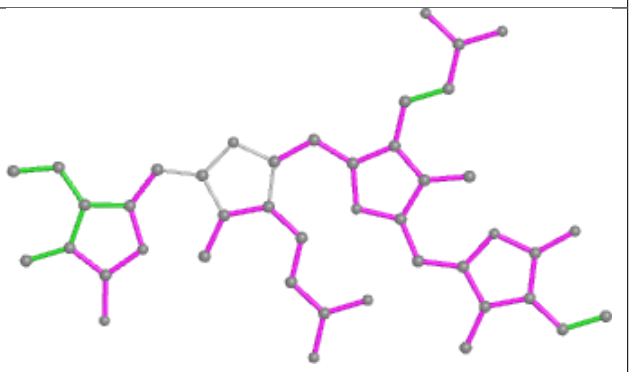

Bond angles

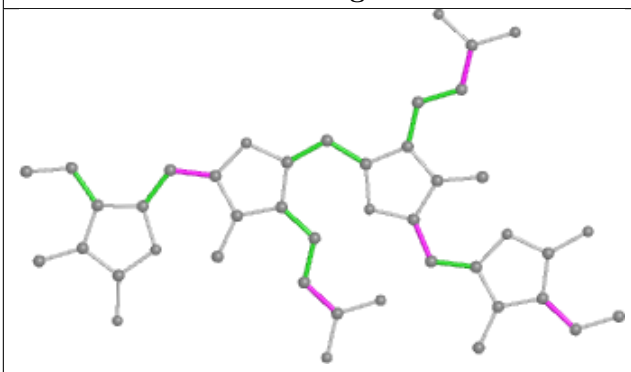

Torsions

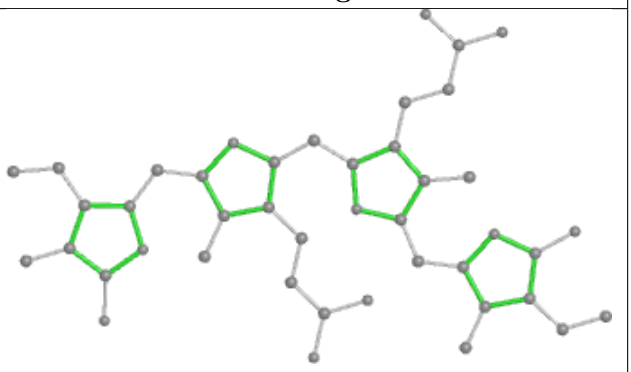

Rings

Ligand PUB eT 203

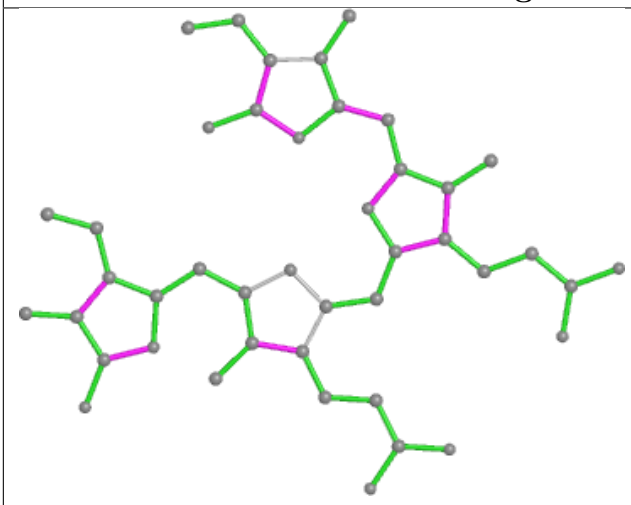

Bond lengths

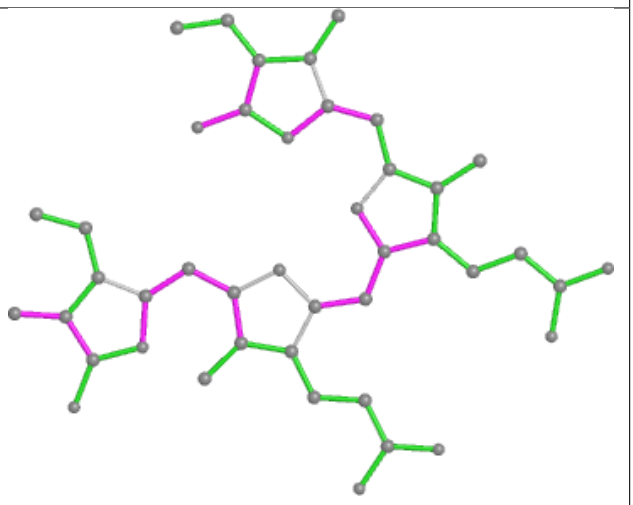

Bond angles

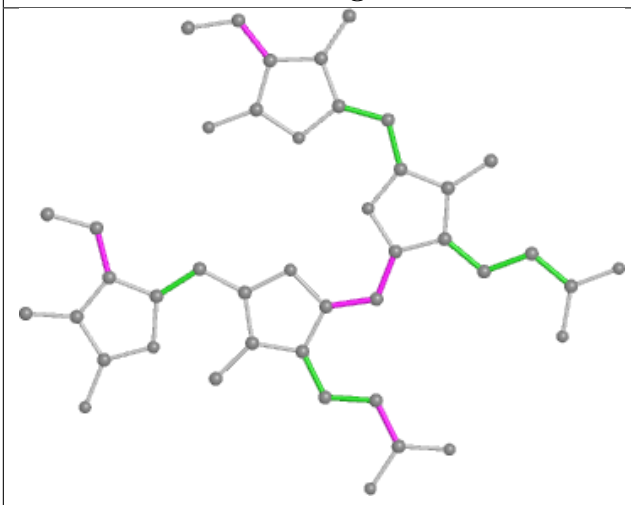

Torsions

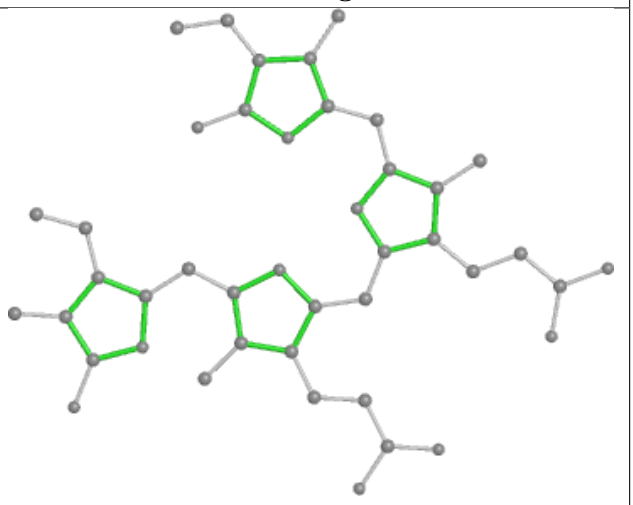

Rings

Ligand PEB Q4 201

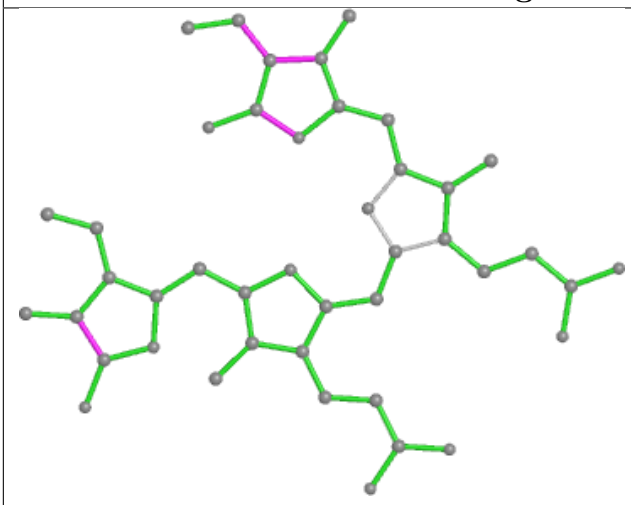

Bond lengths

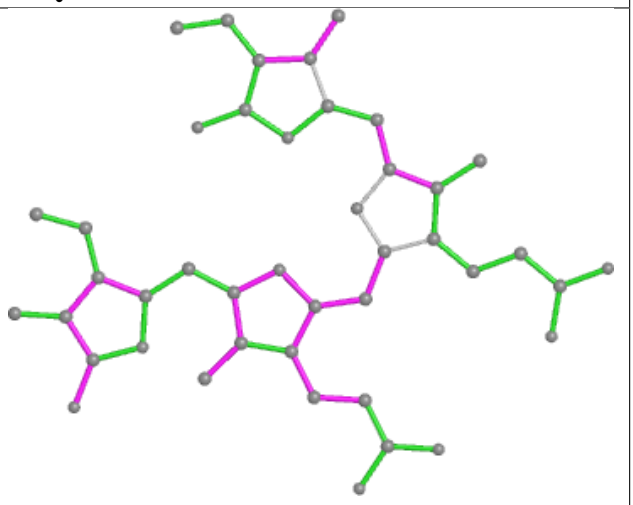

Bond angles

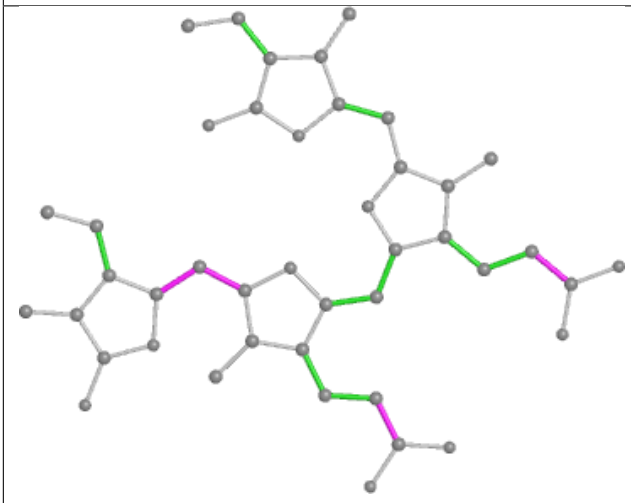

Torsions

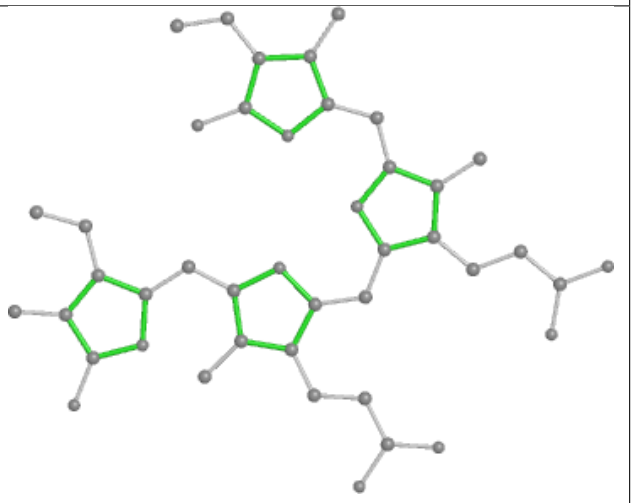

Rings

Ligand PEB dH 202

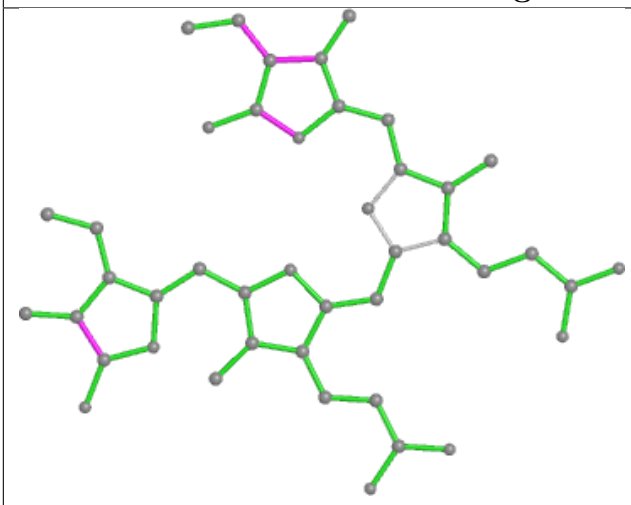

Bond lengths

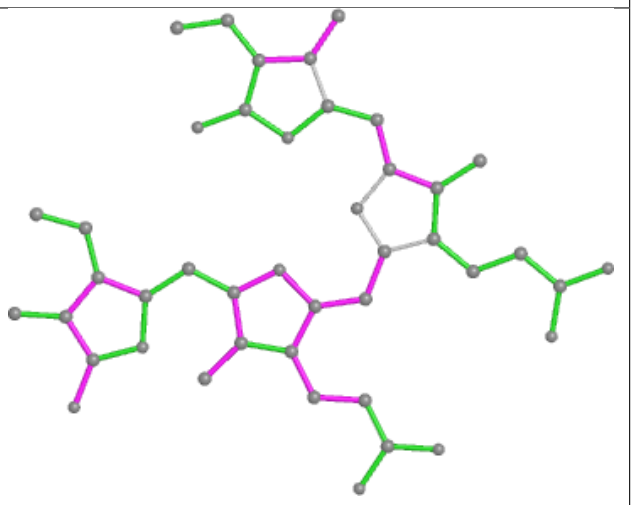

Bond angles

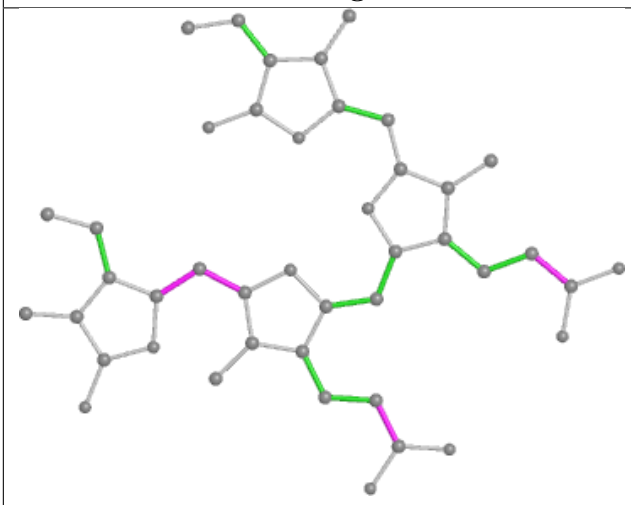

Torsions

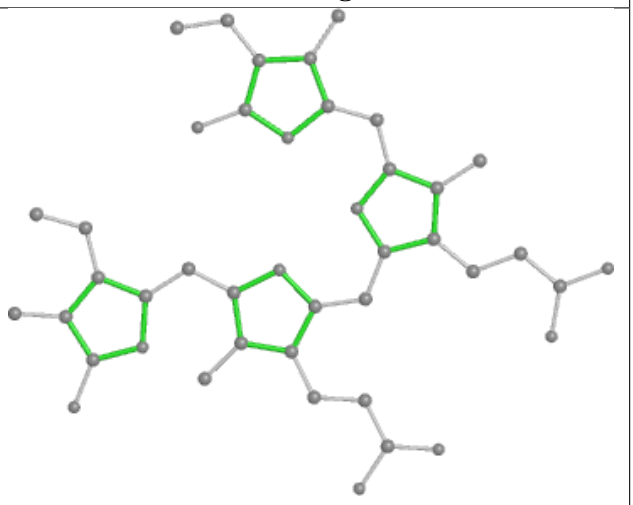

Rings

Ligand PEB I3 201

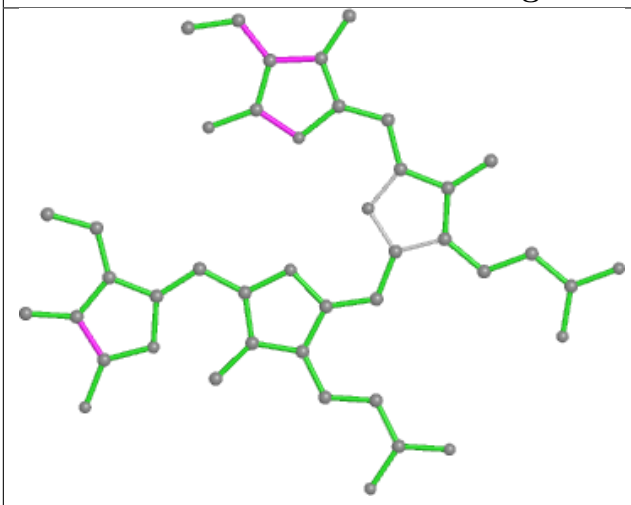

Bond lengths

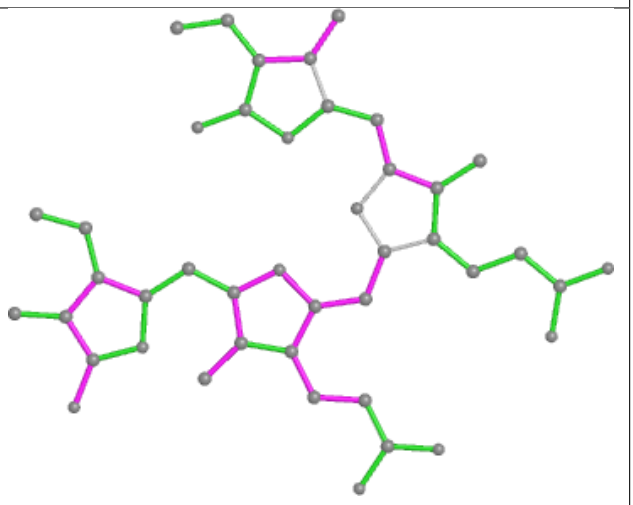

Bond angles

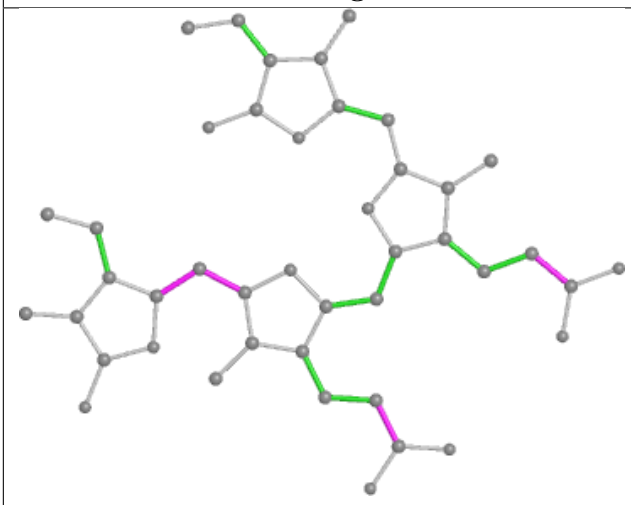

Torsions

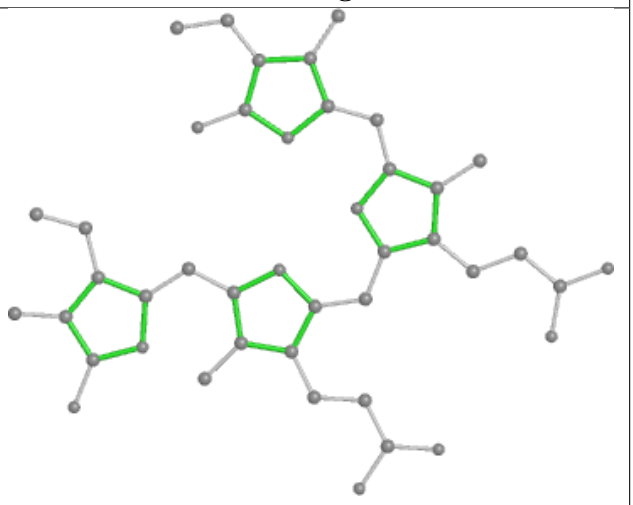

Rings

Ligand PEB D9 202

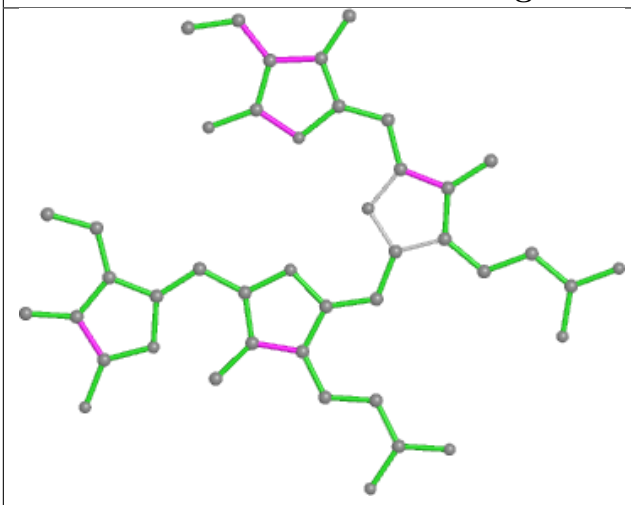

Bond lengths

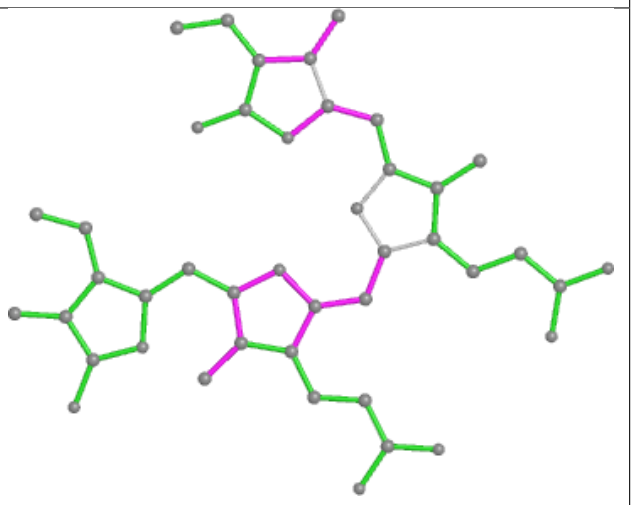

Bond angles

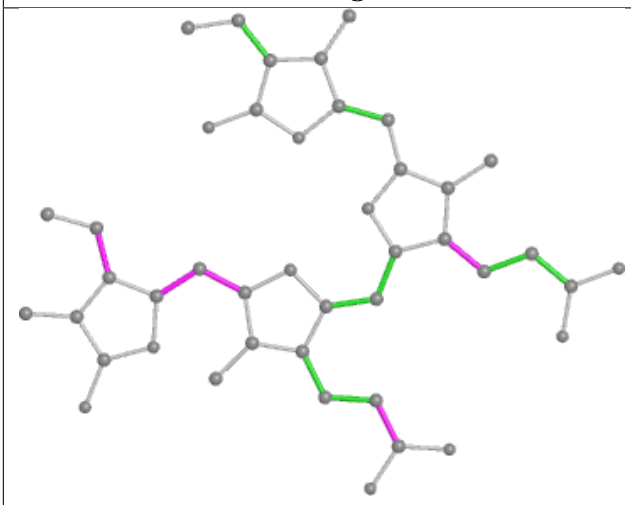

Torsions

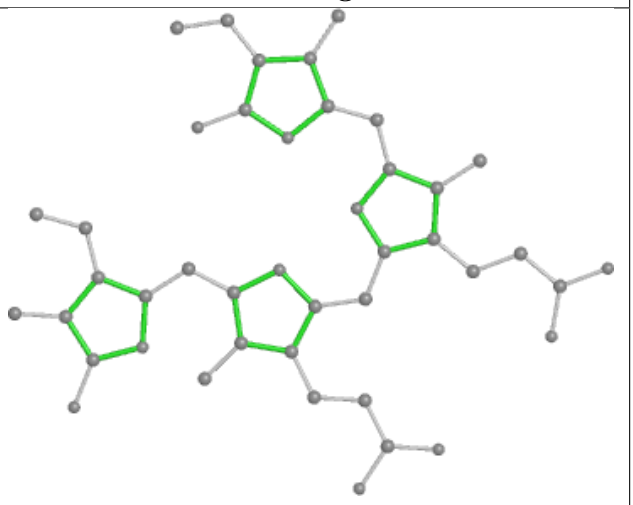

Rings

Ligand PEB U5 202

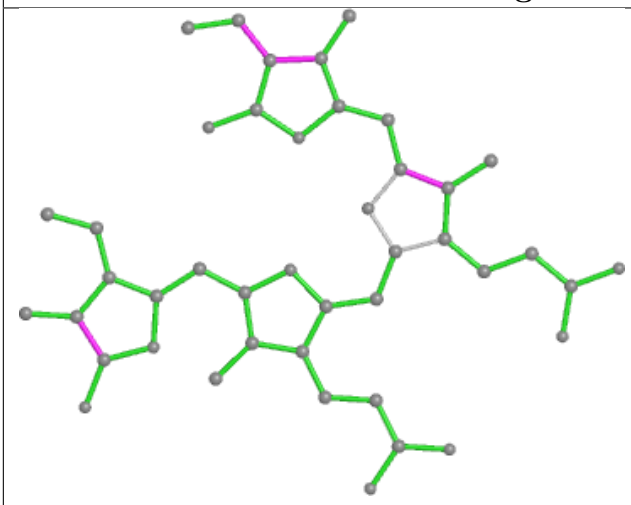

Bond lengths

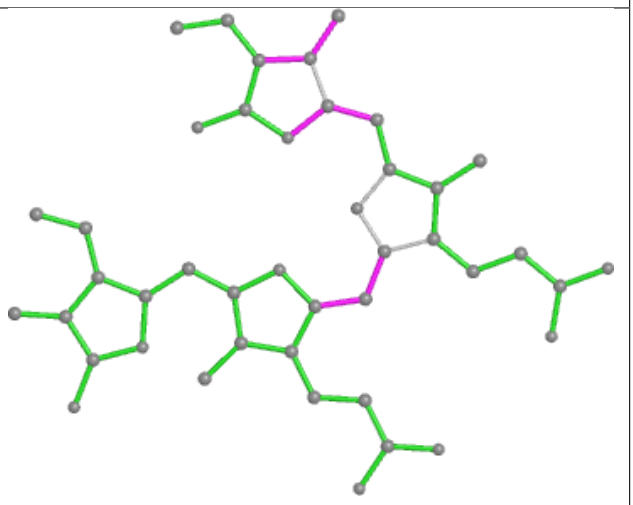

Bond angles

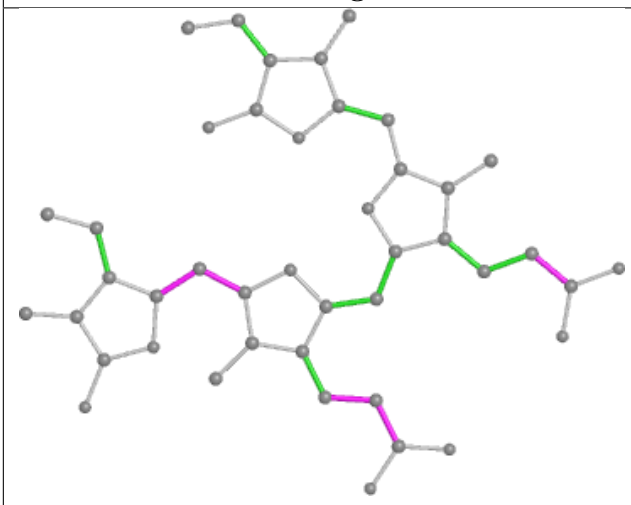

Torsions

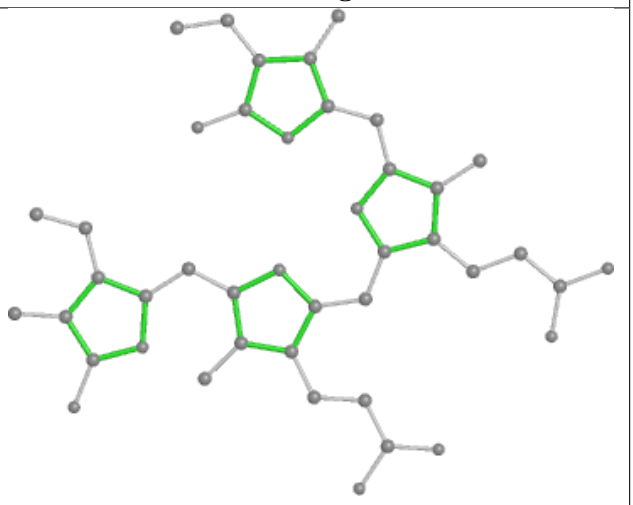

Rings

Ligand PEB z7 201

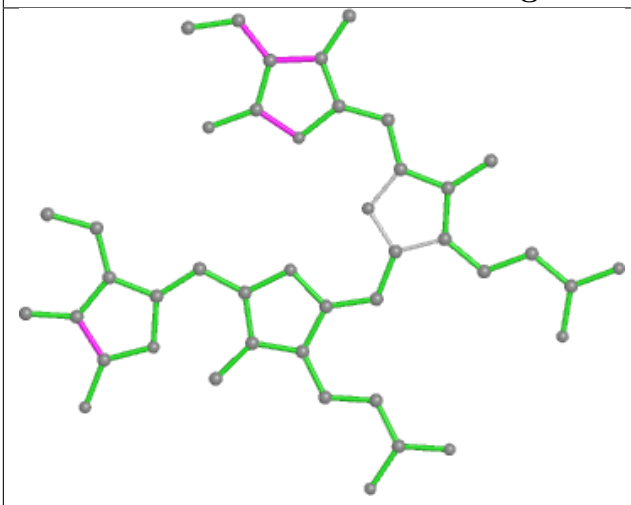

Bond lengths

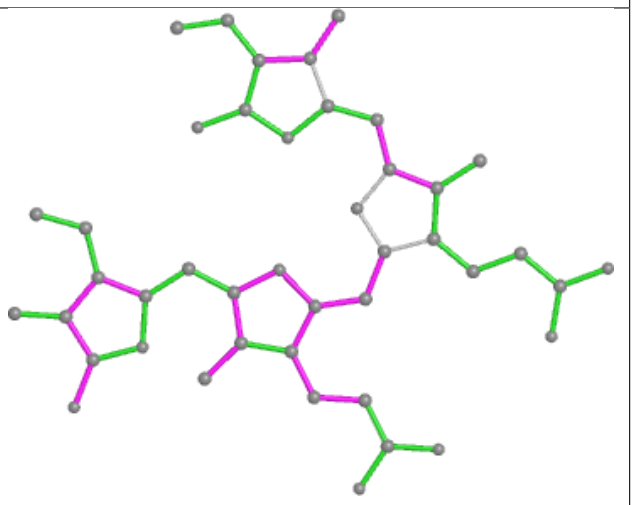

Bond angles

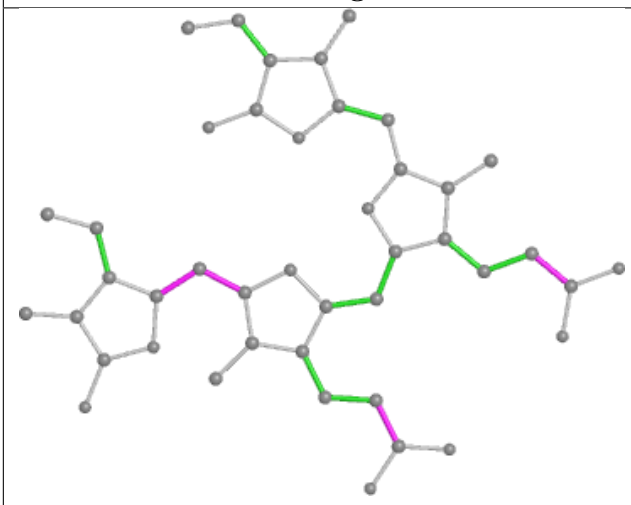

Torsions

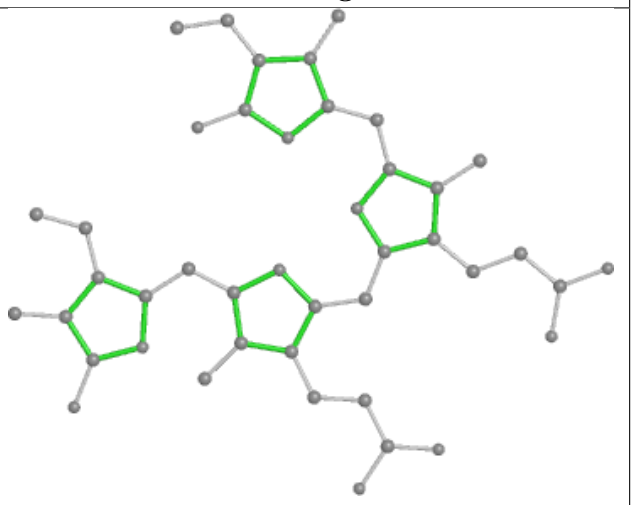

Rings

Ligand PEB S2 202

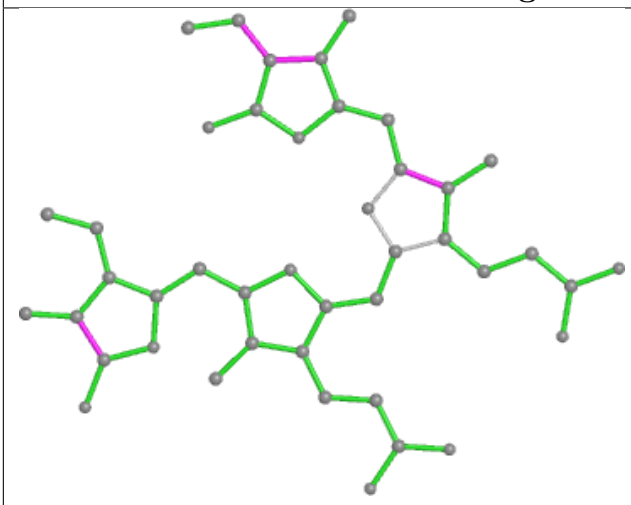

Bond lengths

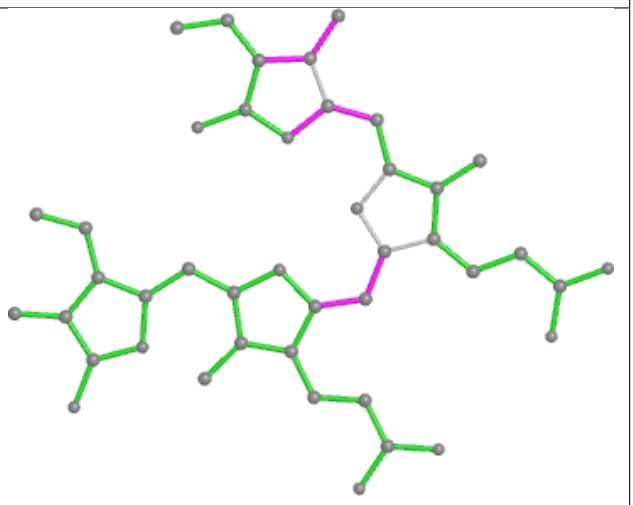

Bond angles

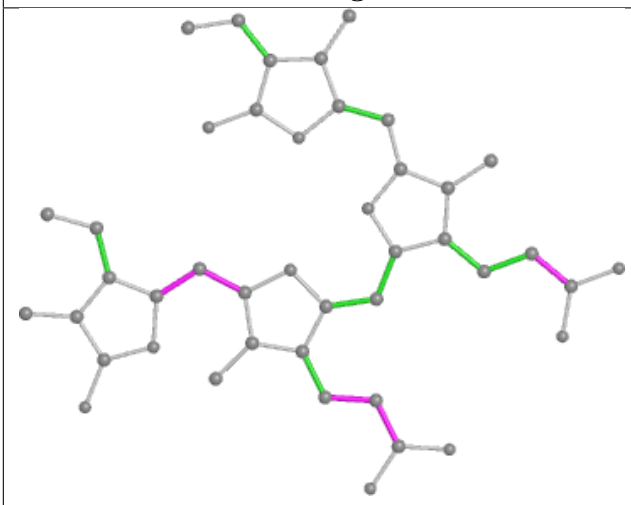

Torsions

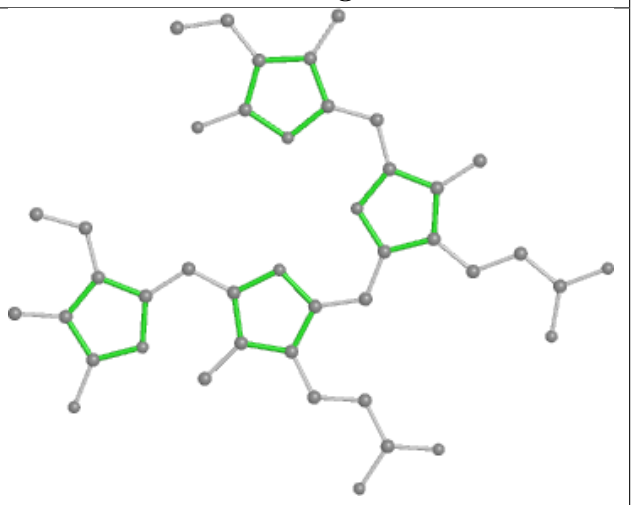

Rings

Ligand PEB eo 201

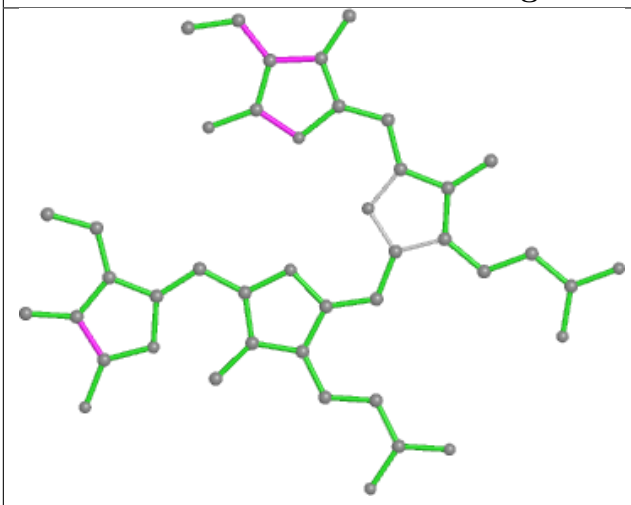

Bond lengths

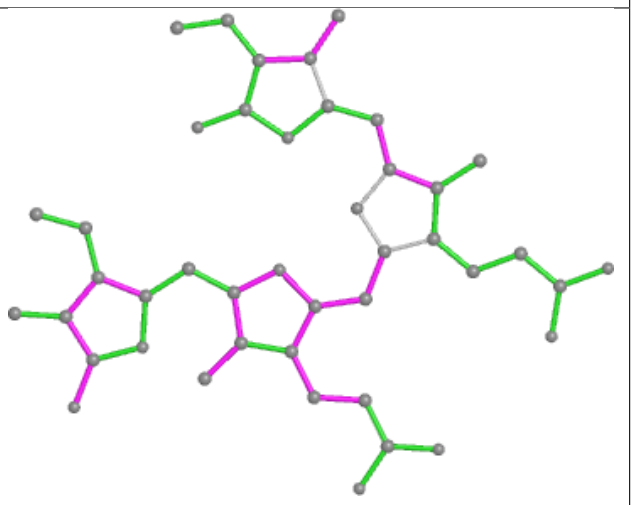

Bond angles

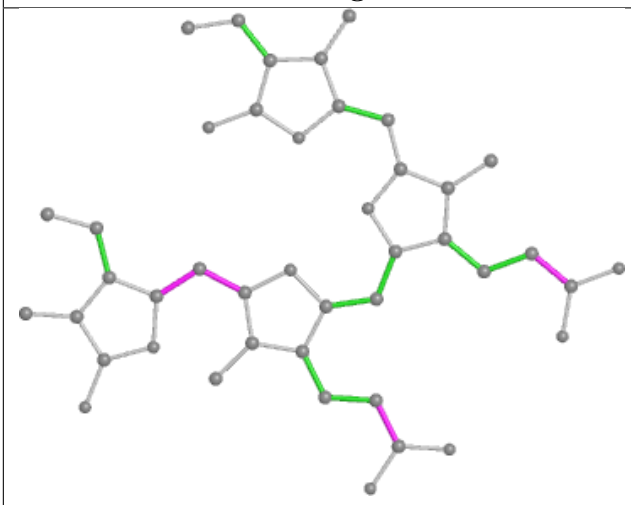

Torsions

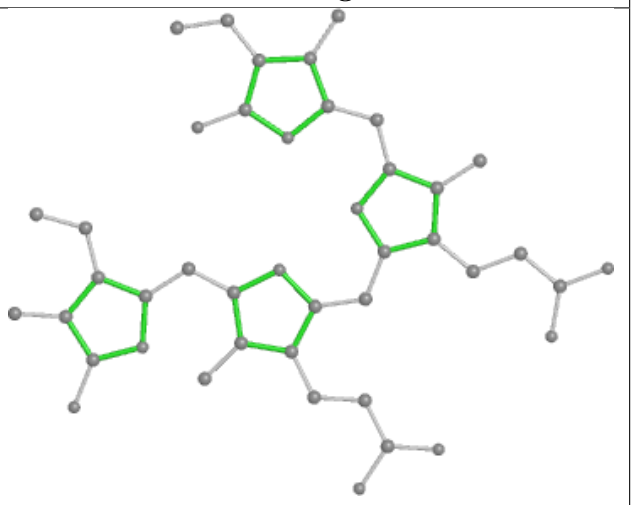

Rings

Ligand PEB fh 1001

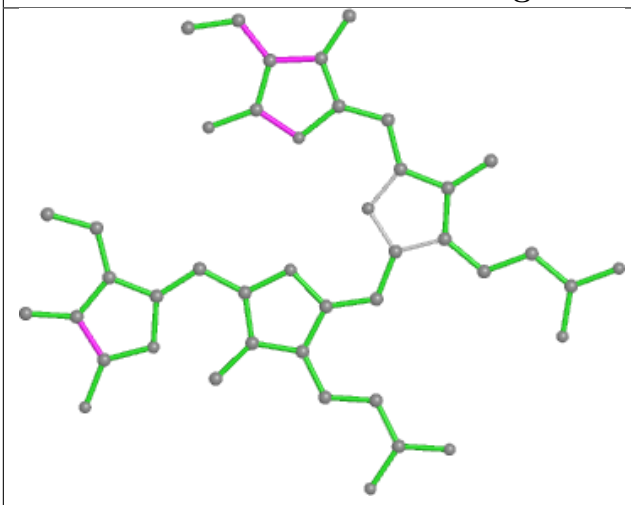

Bond lengths

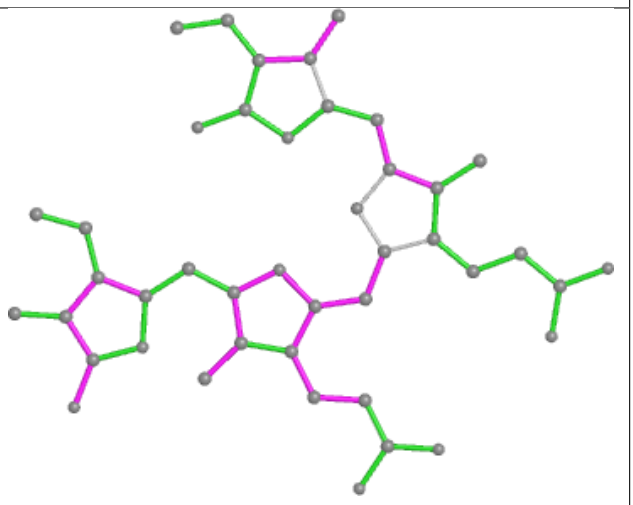

Bond angles

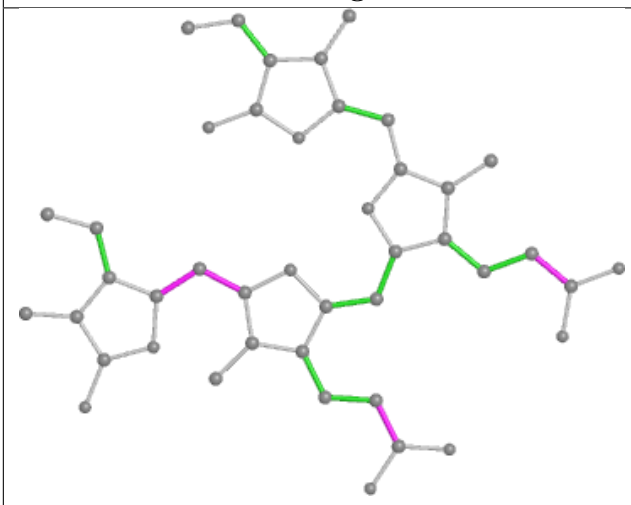

Torsions

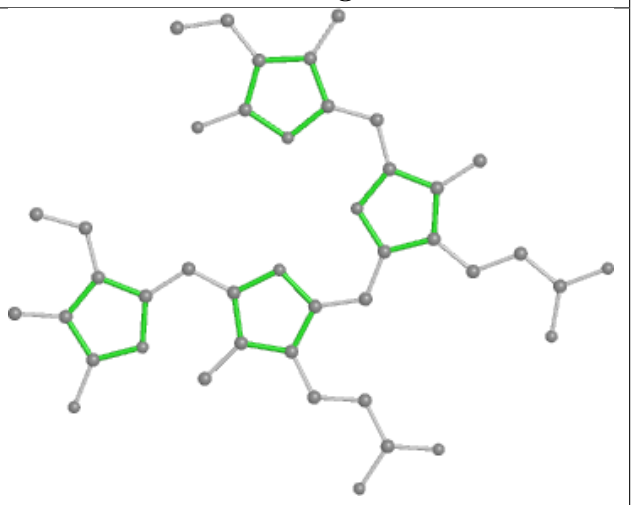

Rings

Ligand PEB dr 202

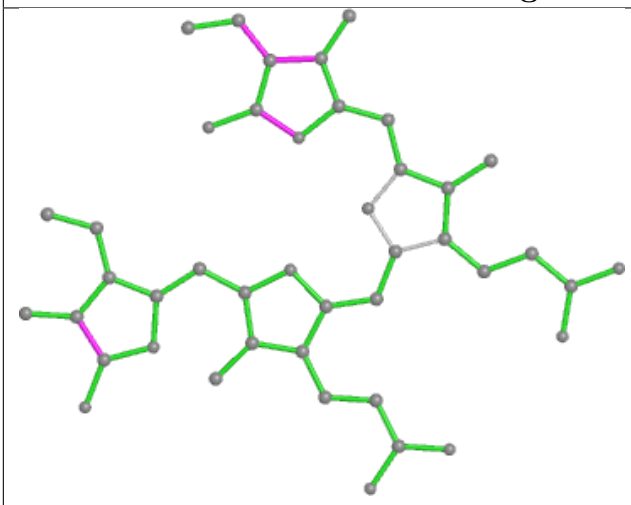

Bond lengths

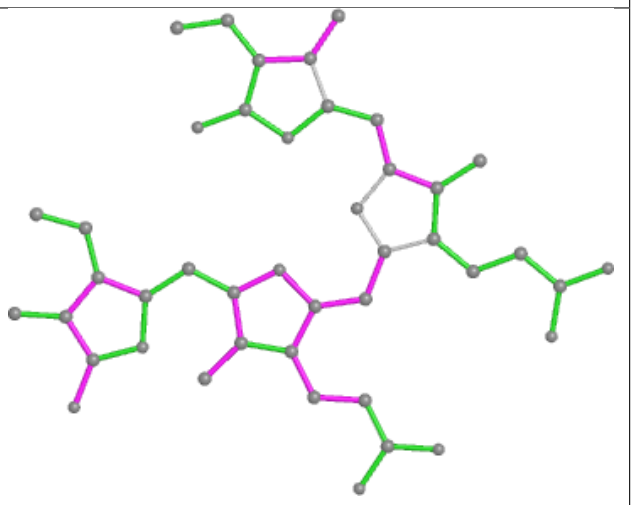

Bond angles

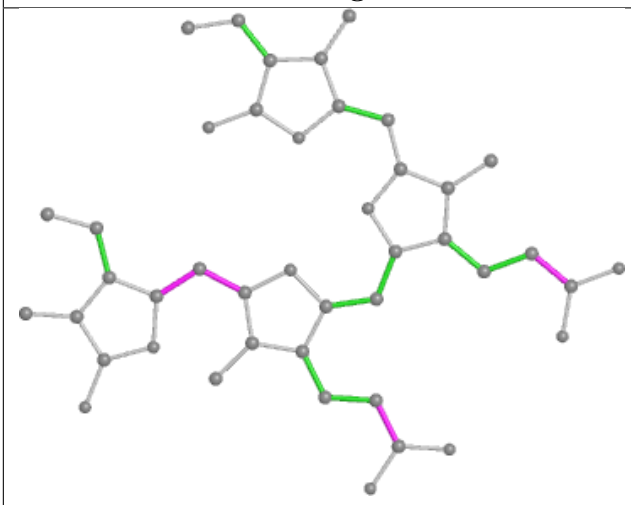

Torsions

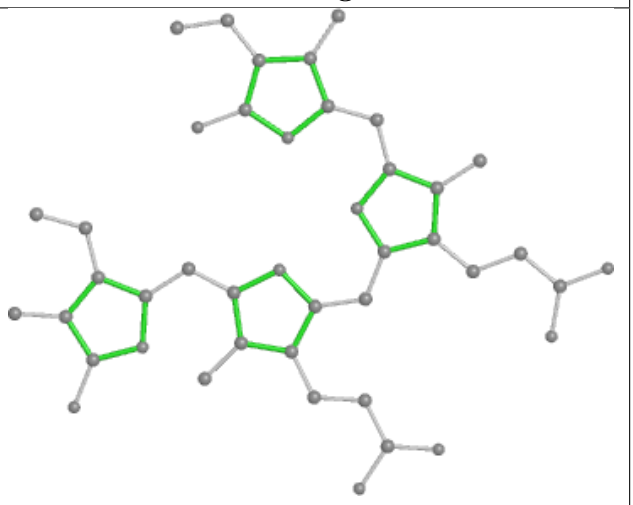

Rings

Ligand PUB Z2 203

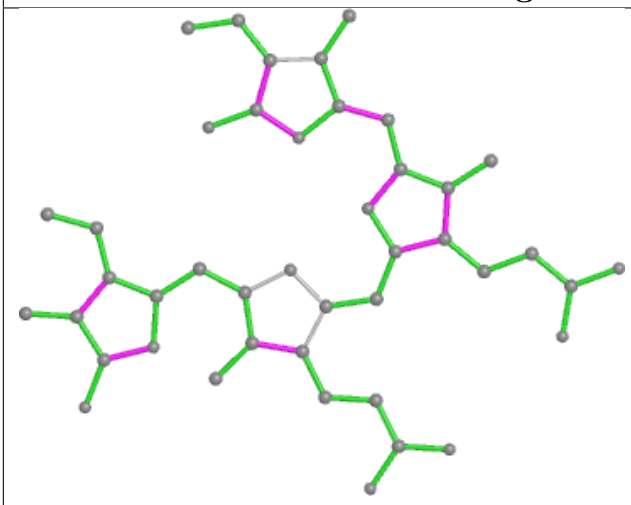

Bond lengths

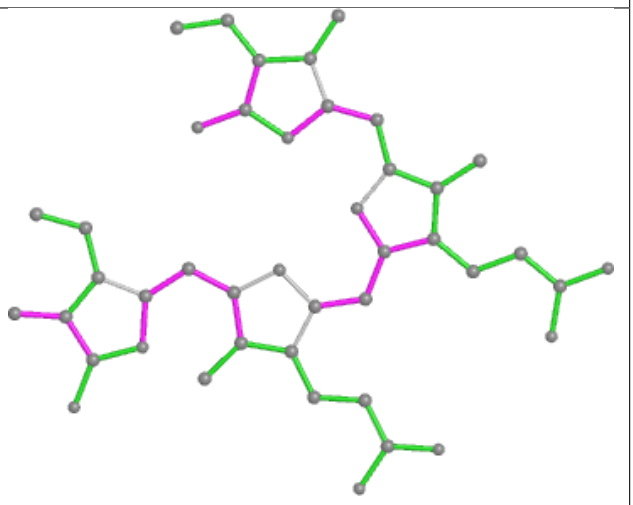

Bond angles

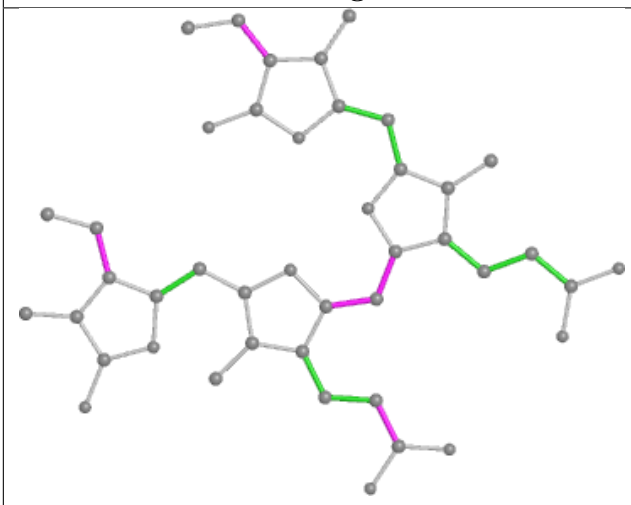

Torsions

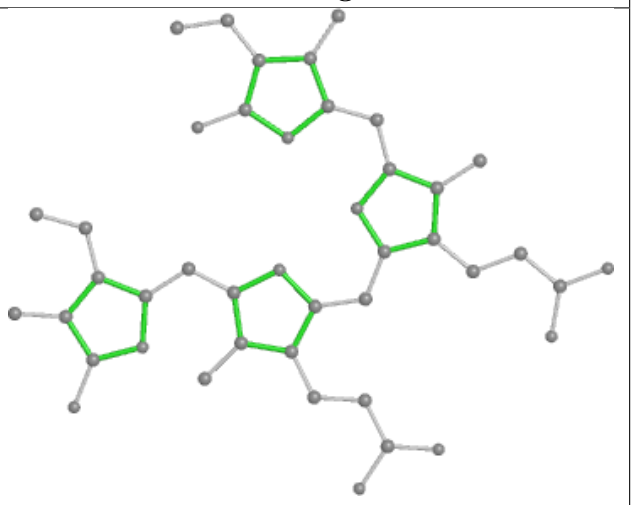

Rings

Ligand PEB V8 1001

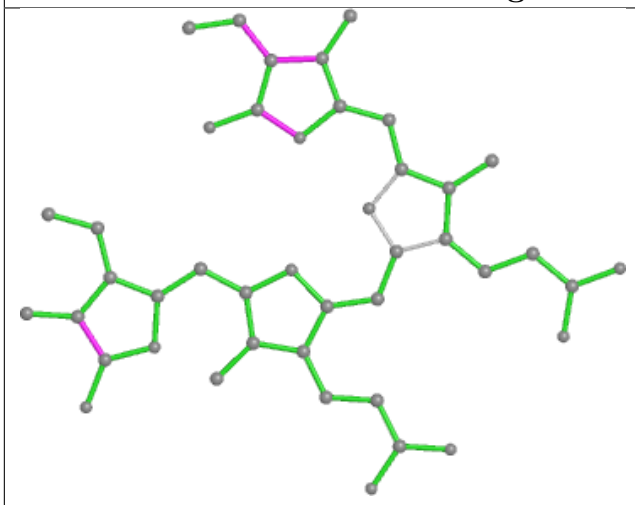

Bond lengths

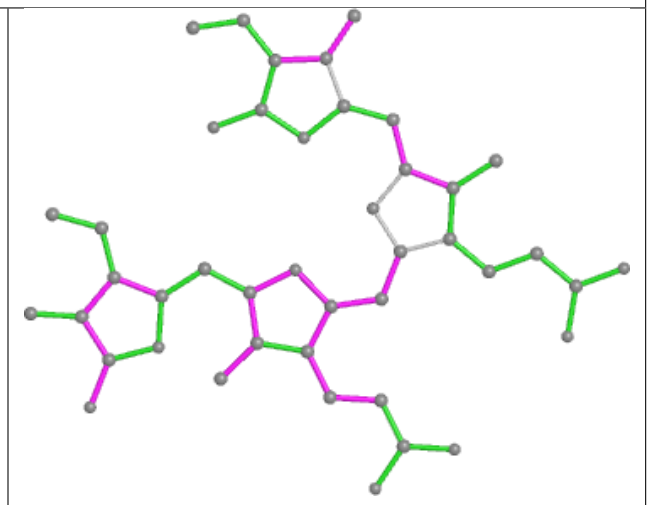

Bond angles

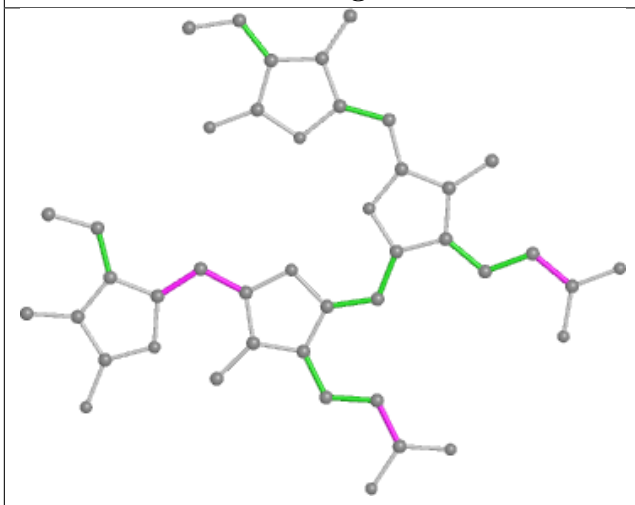

Torsions

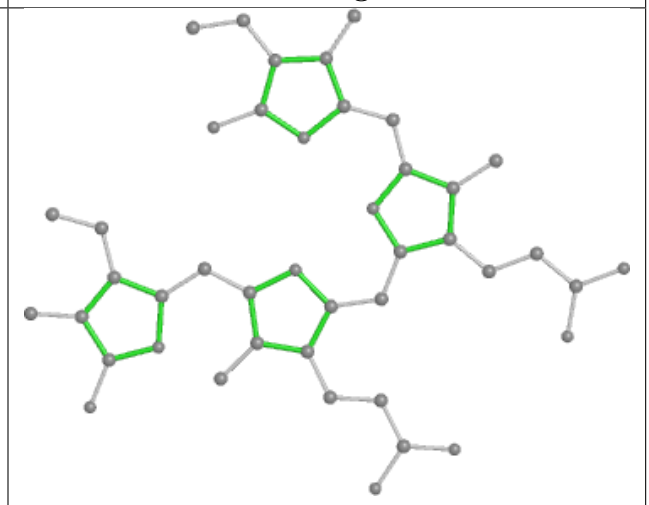

Rings

Ligand PUB jN 1003

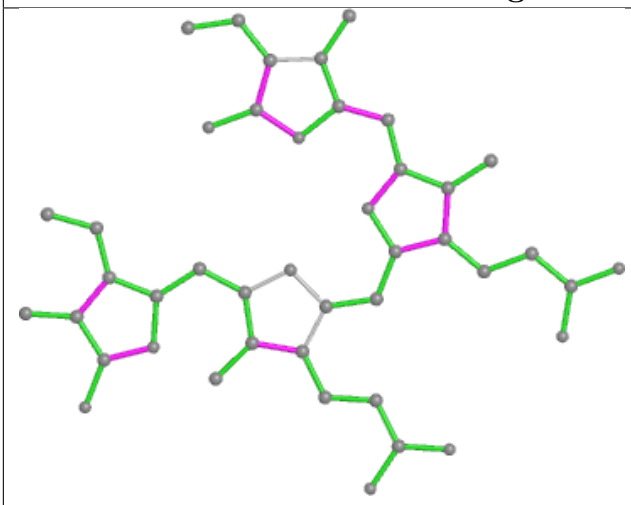

Bond lengths

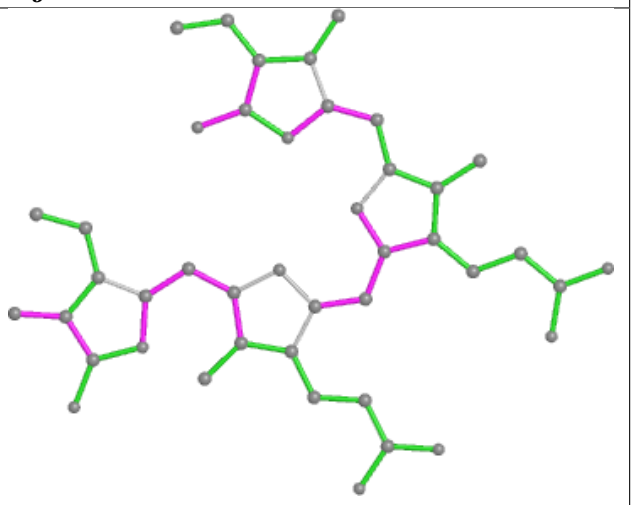

Bond angles

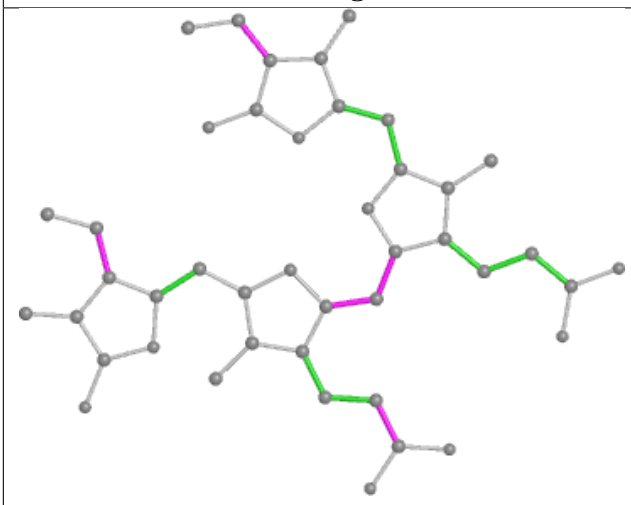

Torsions

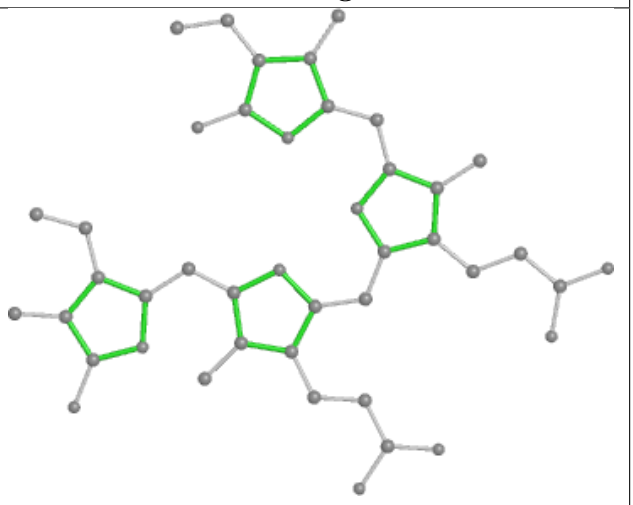

Rings

Ligand PUB C2 304

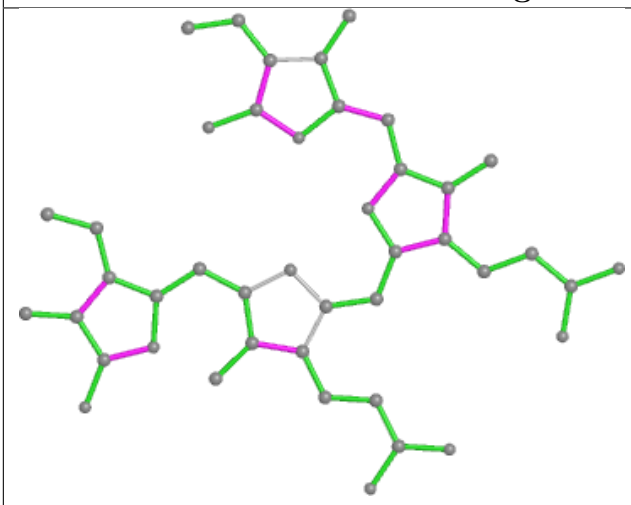

Bond lengths

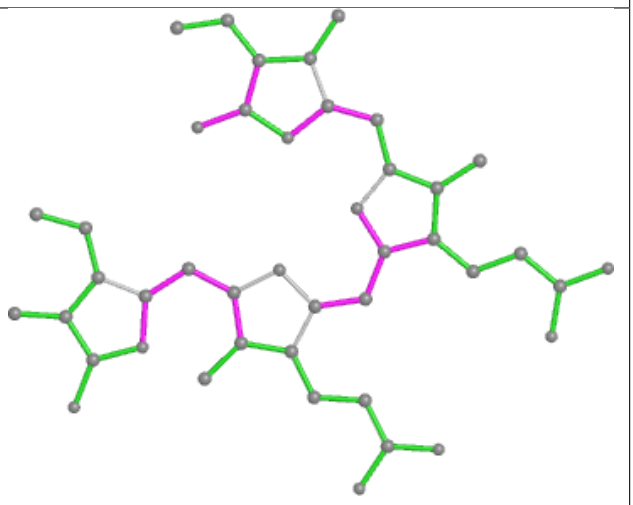

Bond angles

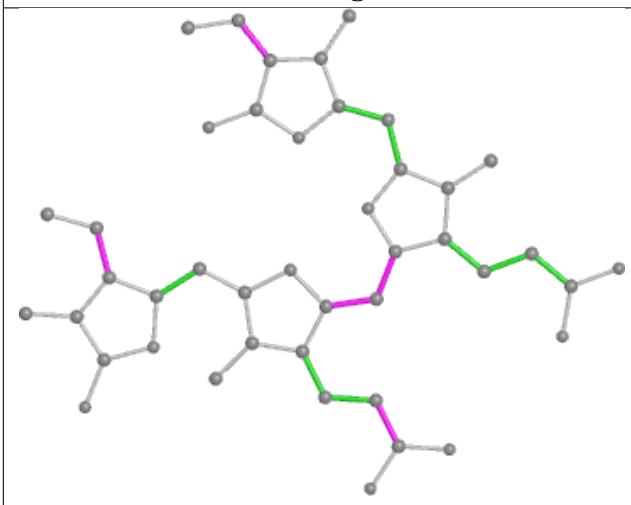

Torsions

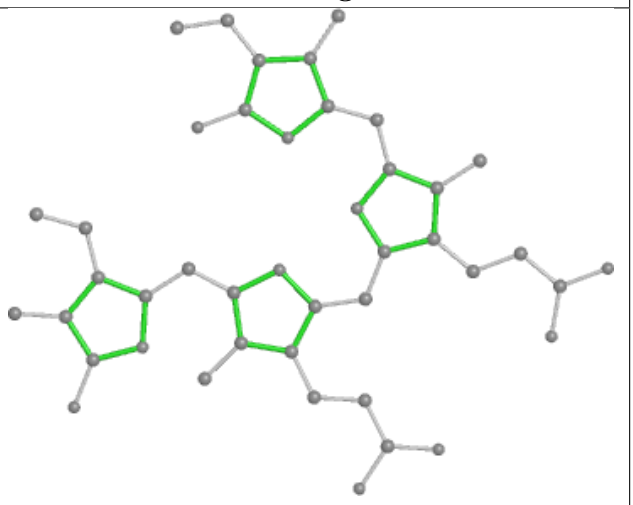

Rings

Ligand PEB lt 201

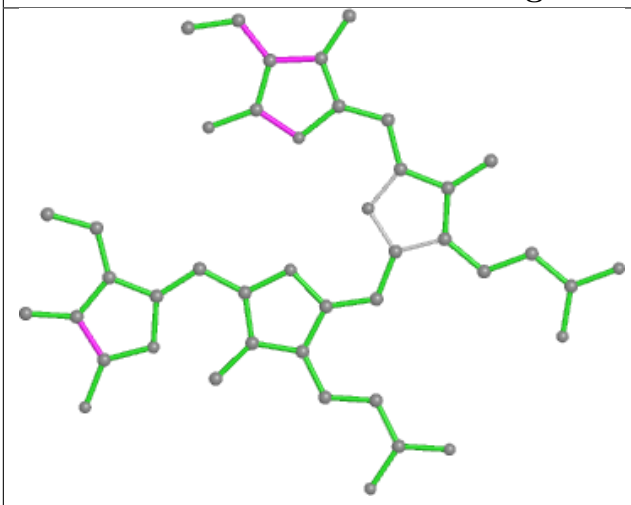

Bond lengths

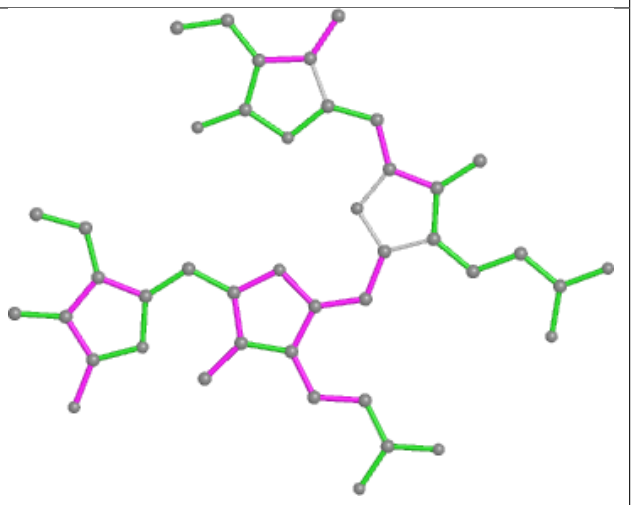

Bond angles

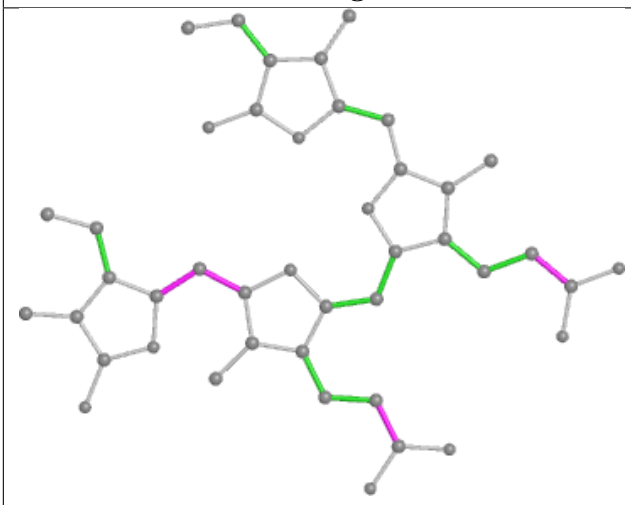

Torsions

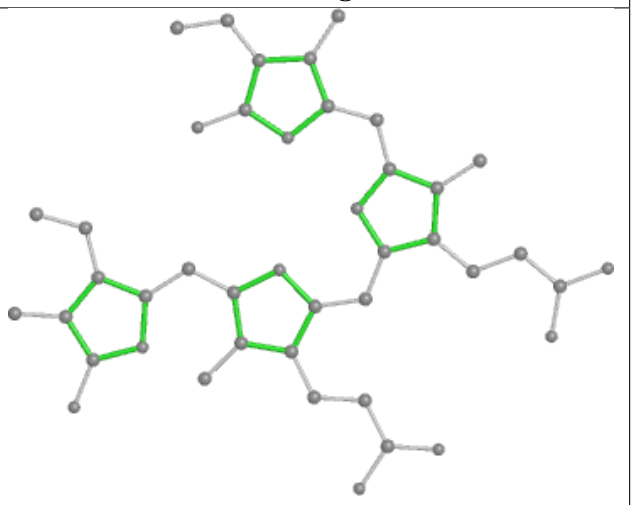

Rings

Ligand PUB lh 203

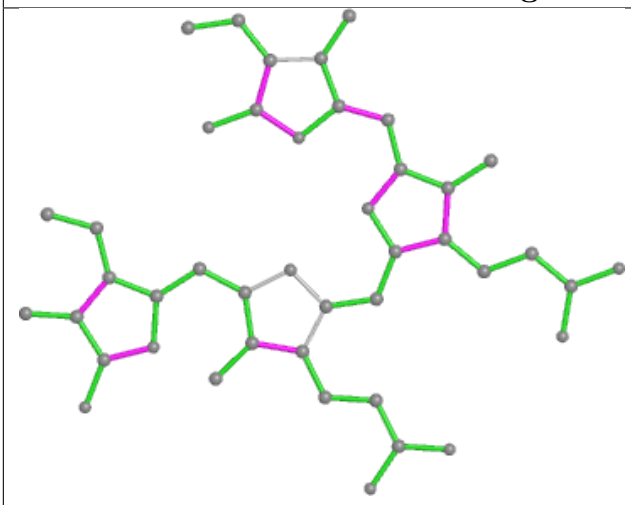

Bond lengths

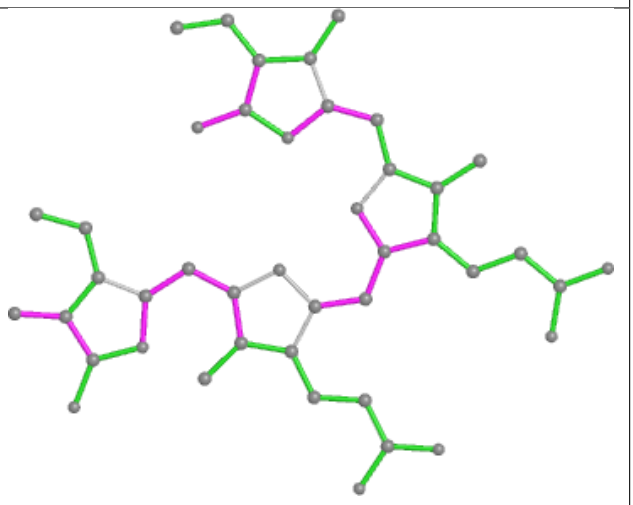

Bond angles

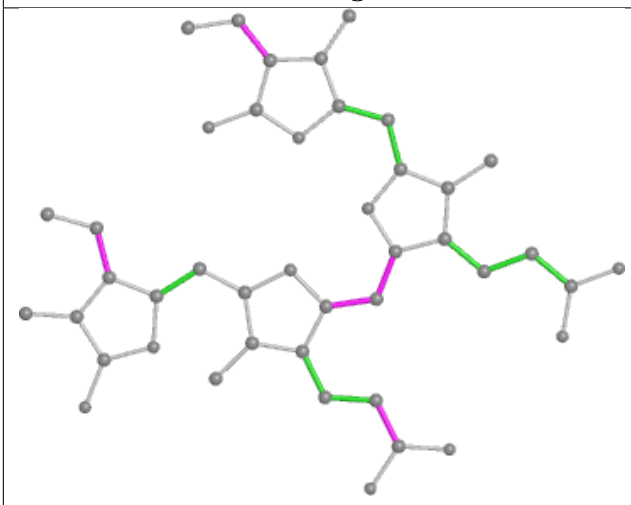

Torsions

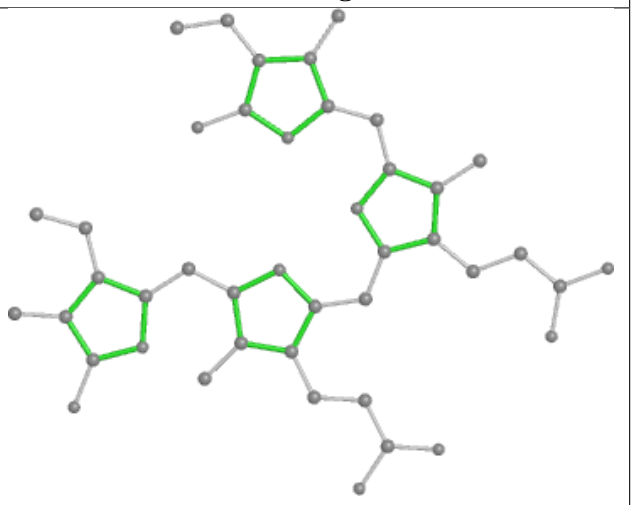

Rings

Ligand PEB a8 601

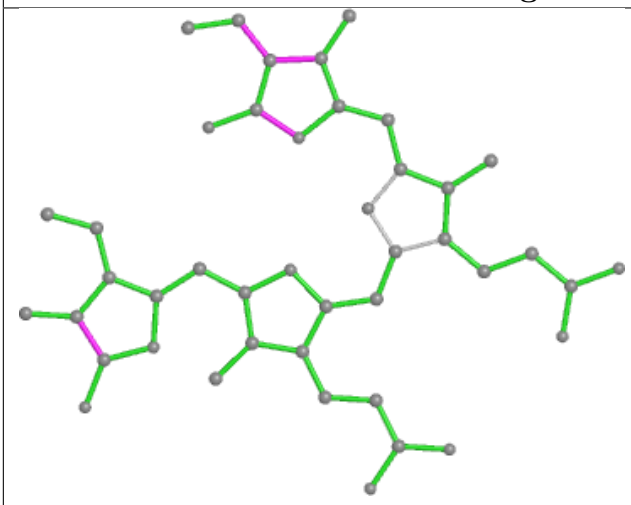

Bond lengths

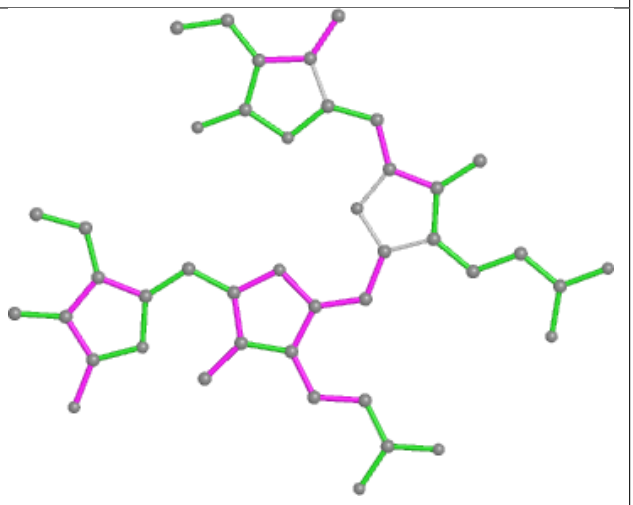

Bond angles

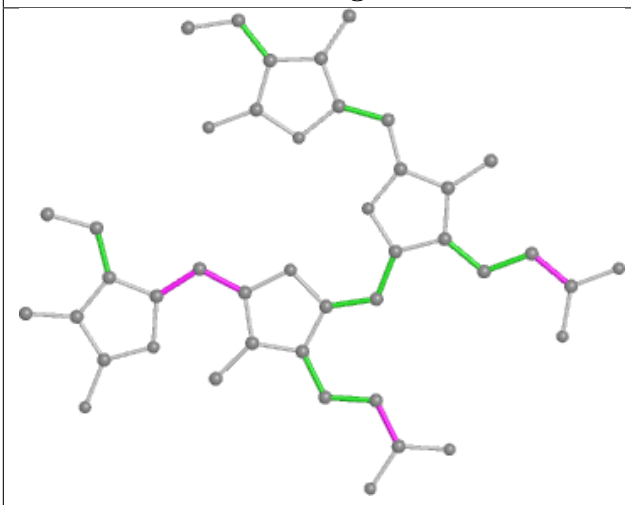

Torsions

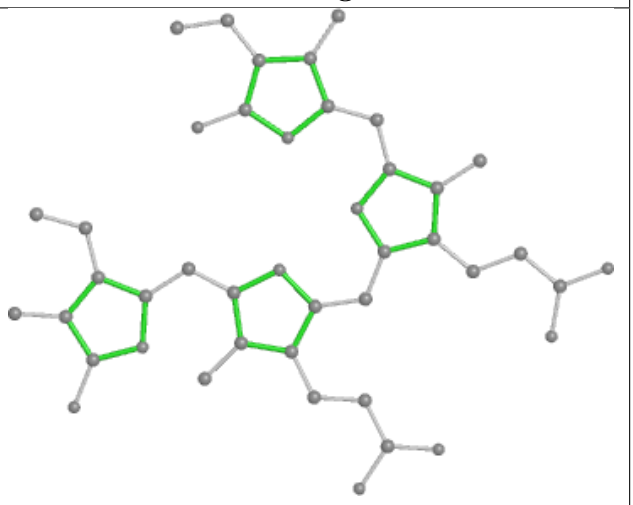

Rings

Ligand PEB fp 201

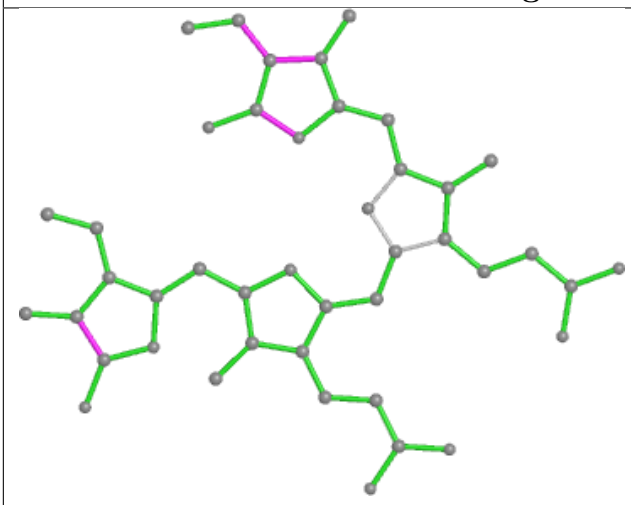

Bond lengths

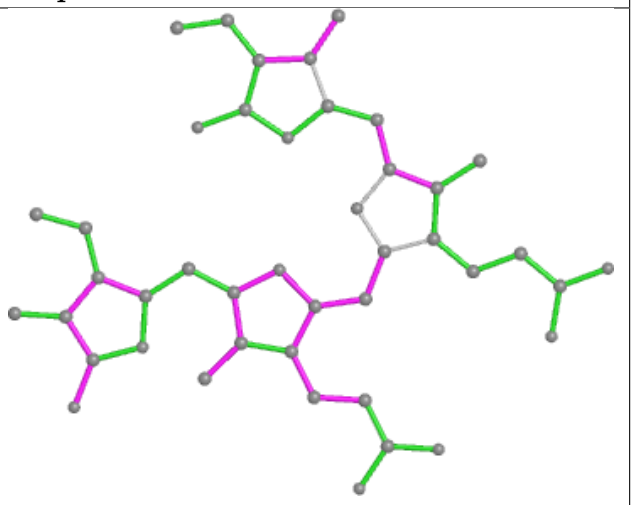

Bond angles

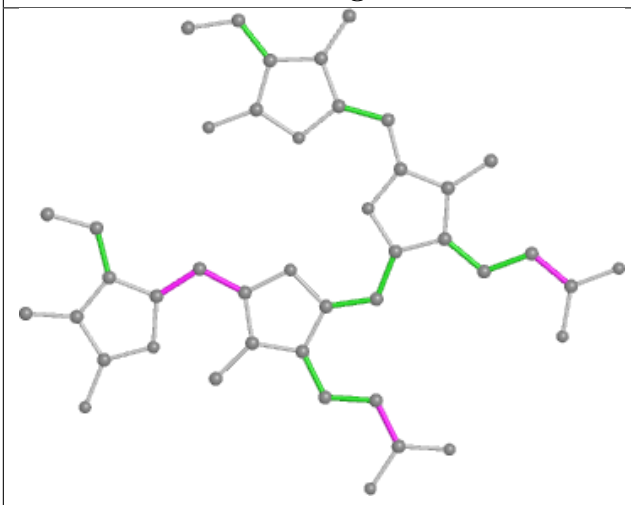

Torsions

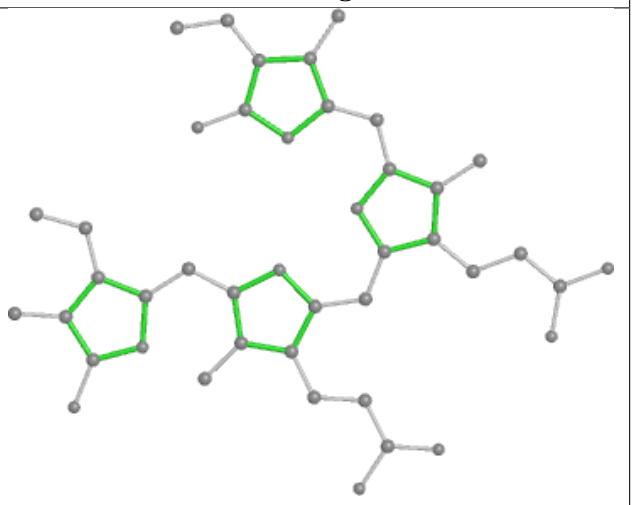

Rings

Ligand PUB dN 203

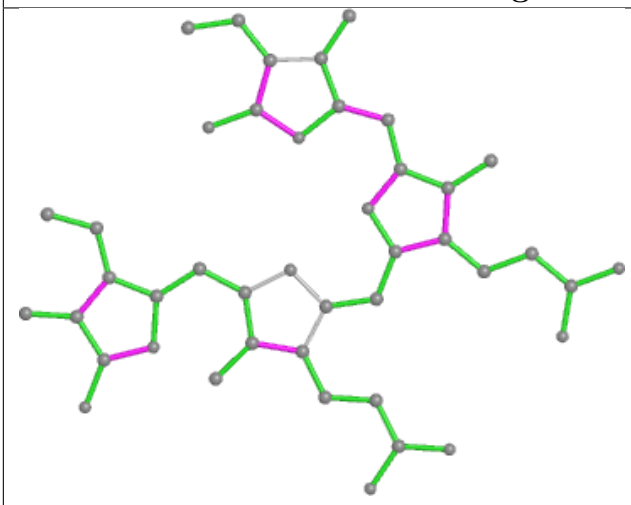

Bond lengths

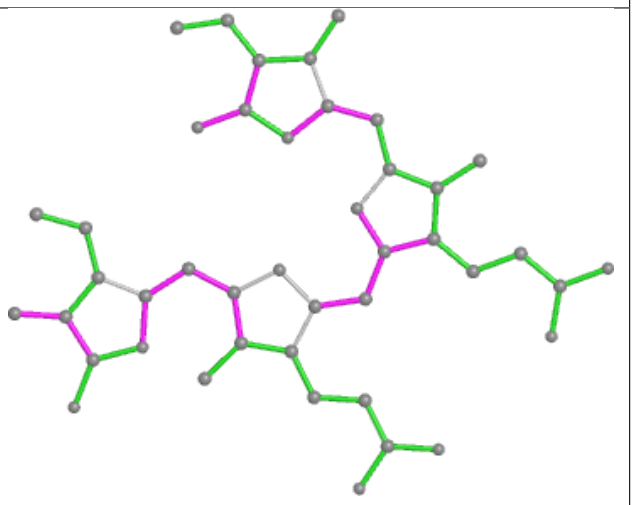

Bond angles

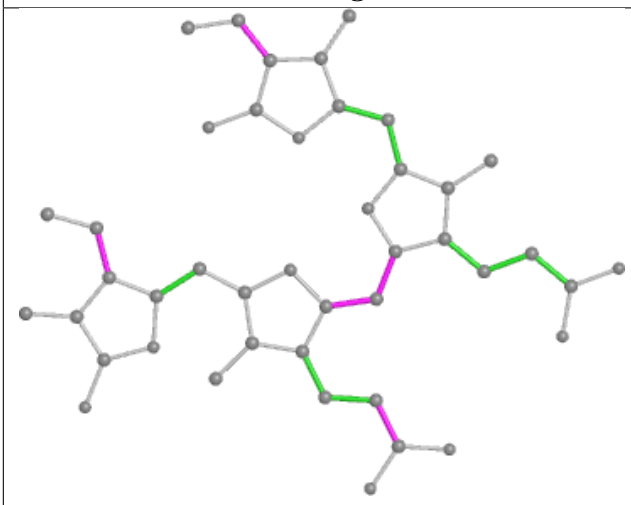

Torsions

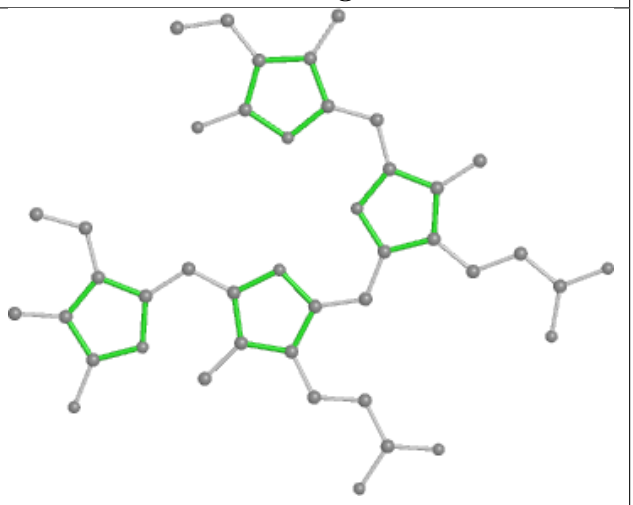

Rings

Ligand PEB a9 601

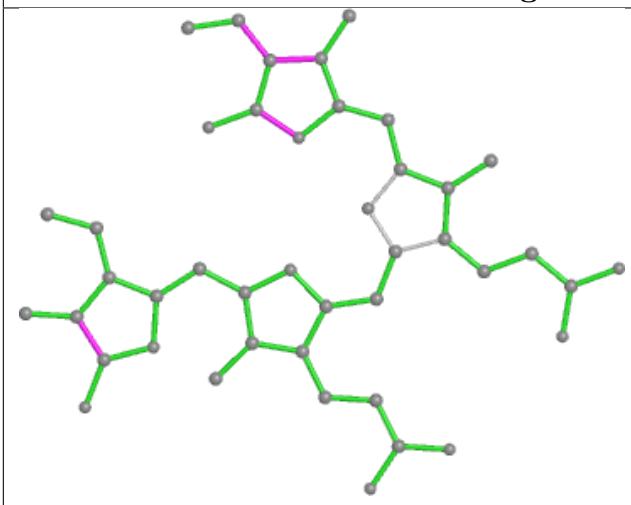

Bond lengths

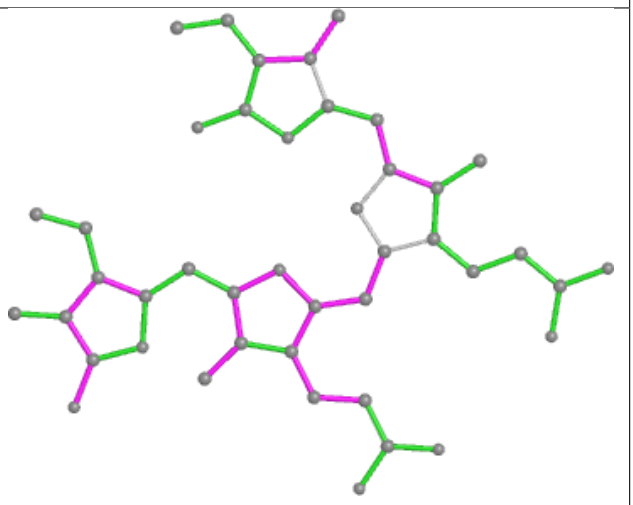

Bond angles

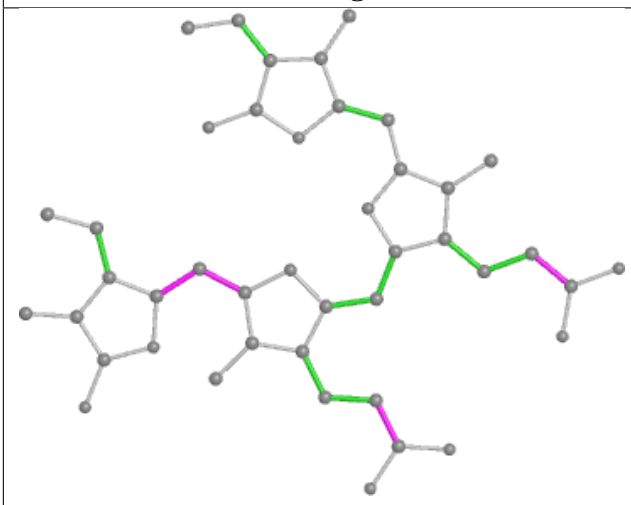

Torsions

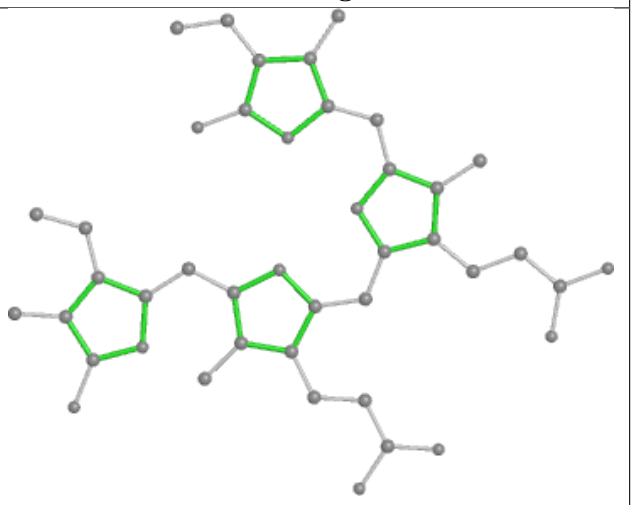

Rings

Ligand PEB jO 1001

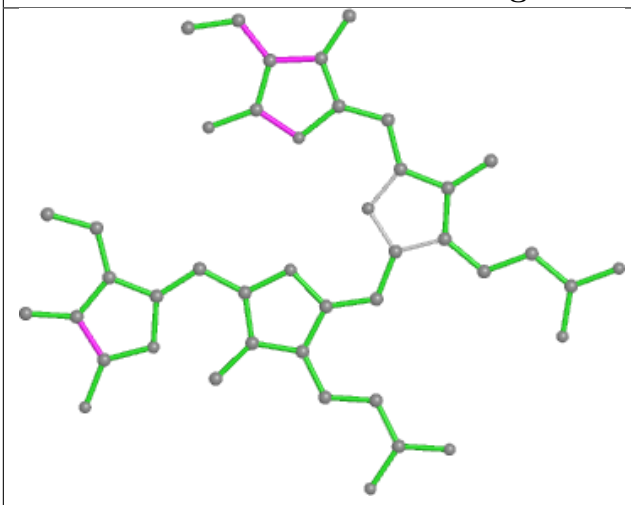

Bond lengths

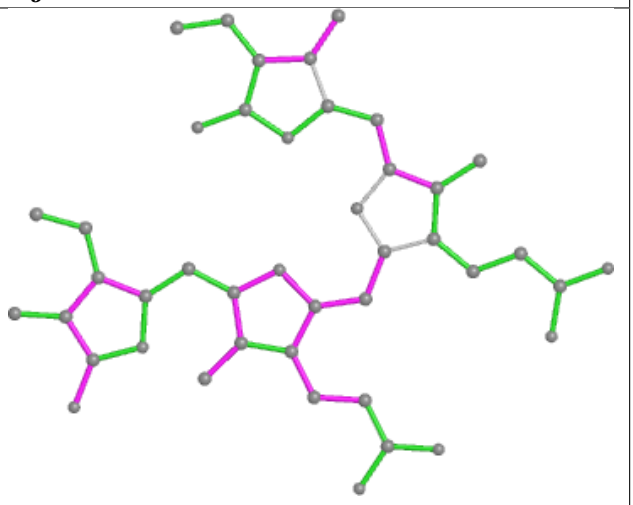

Bond angles

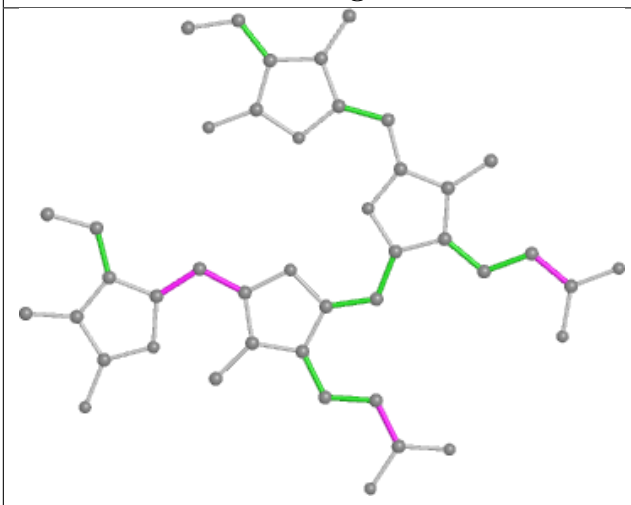

Torsions

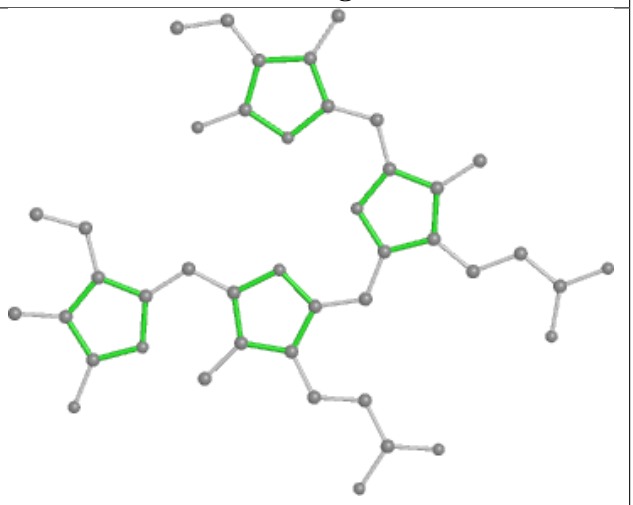

Rings

Ligand PEB fi 201

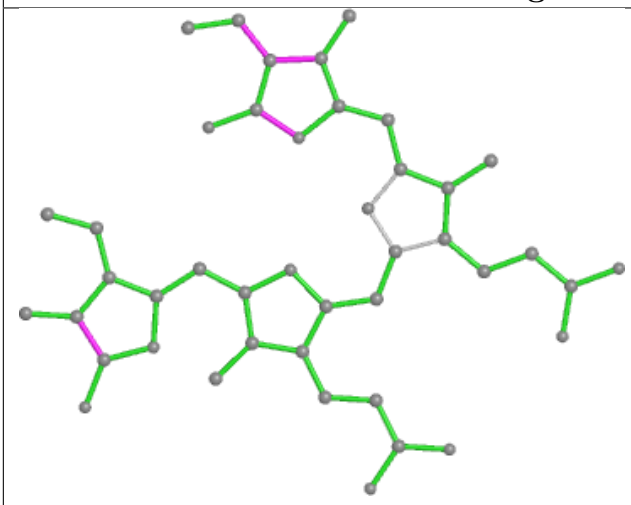

Bond lengths

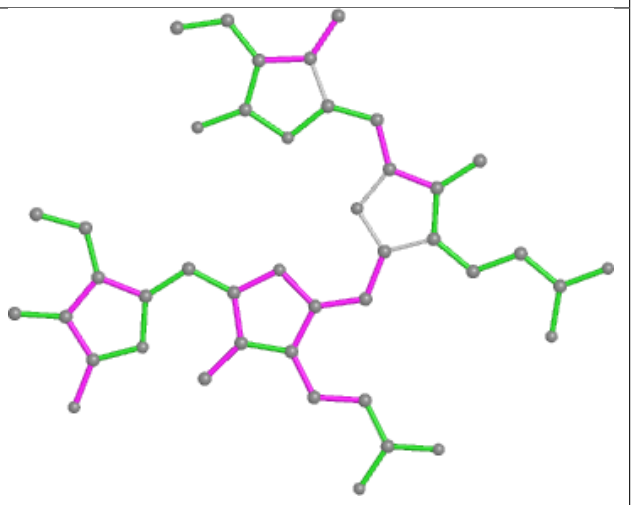

Bond angles

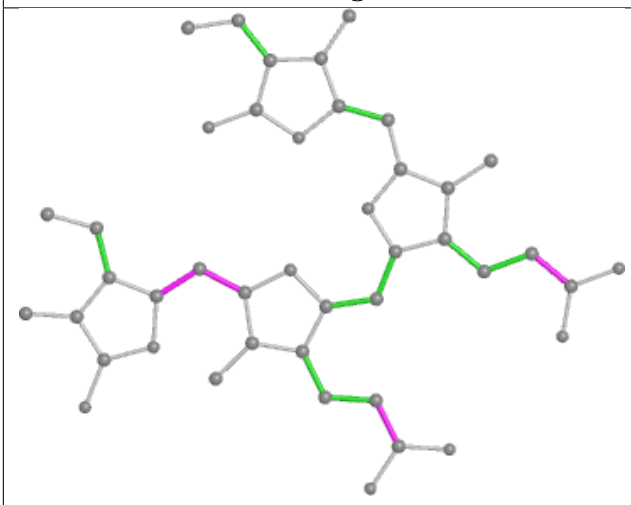

Torsions

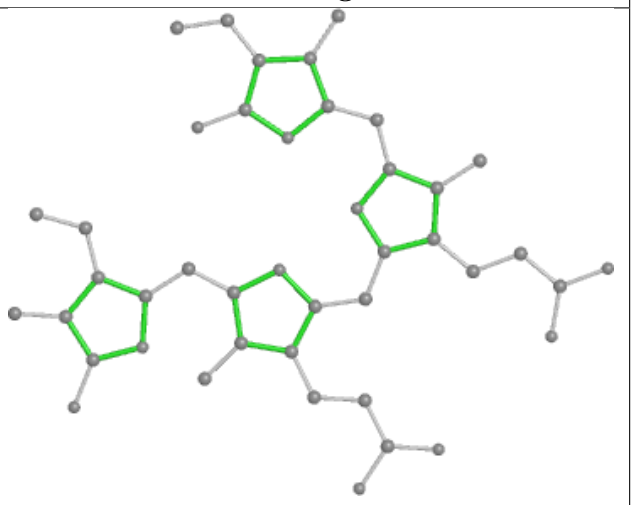

Rings

Ligand PEB E2 1001

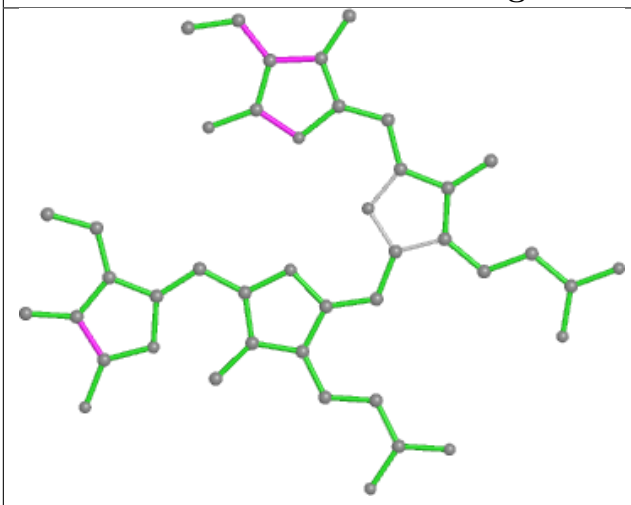

Bond lengths

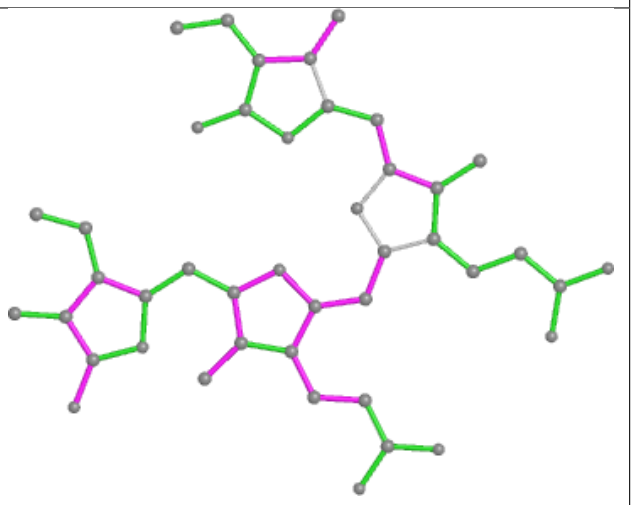

Bond angles

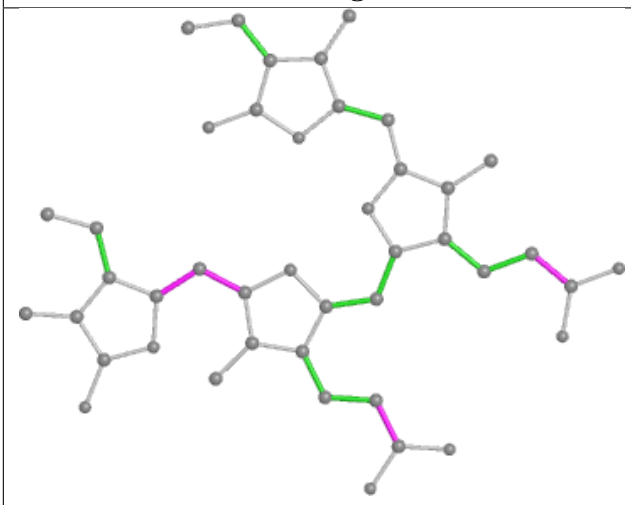

Torsions

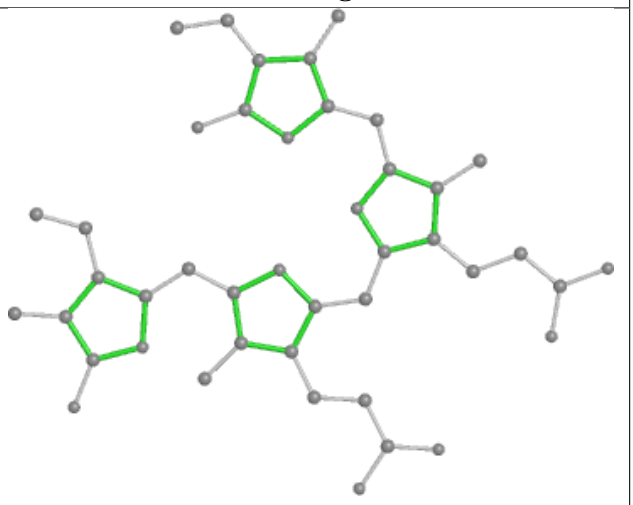

Rings

Ligand PUB iG 1002

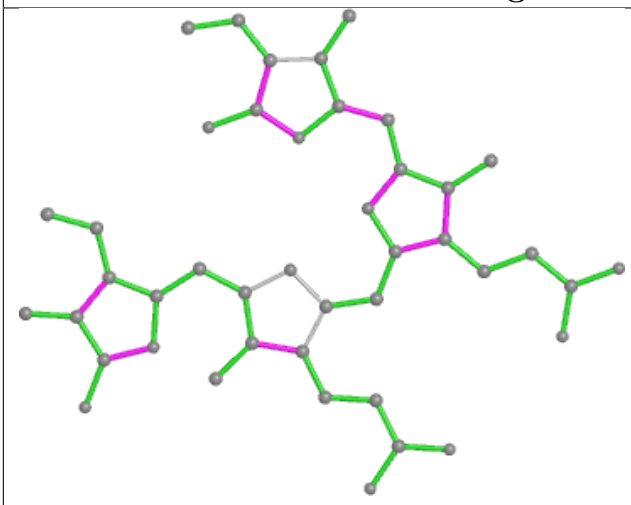

Bond lengths

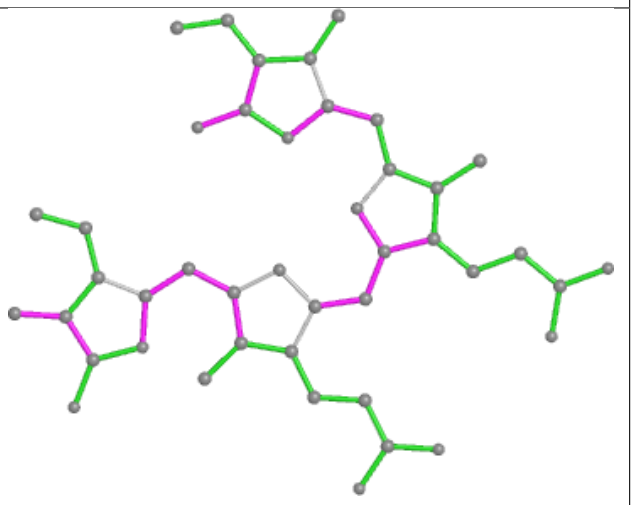

Bond angles

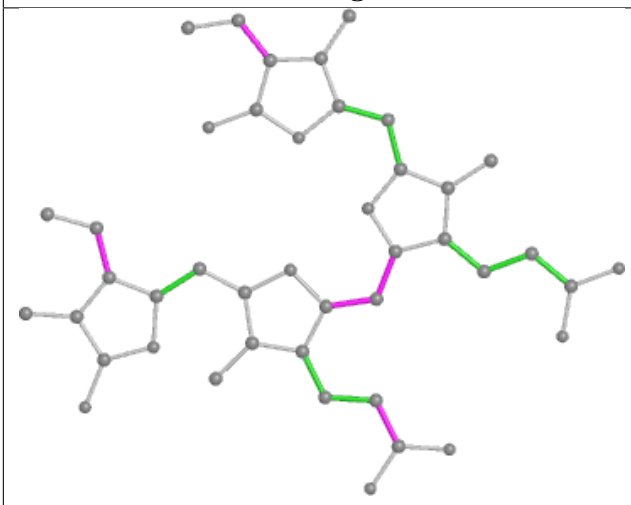

Torsions

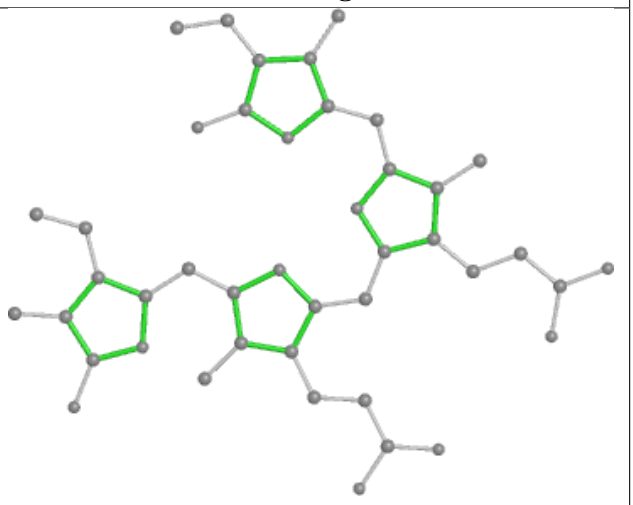

Rings

Ligand PUB N9 203

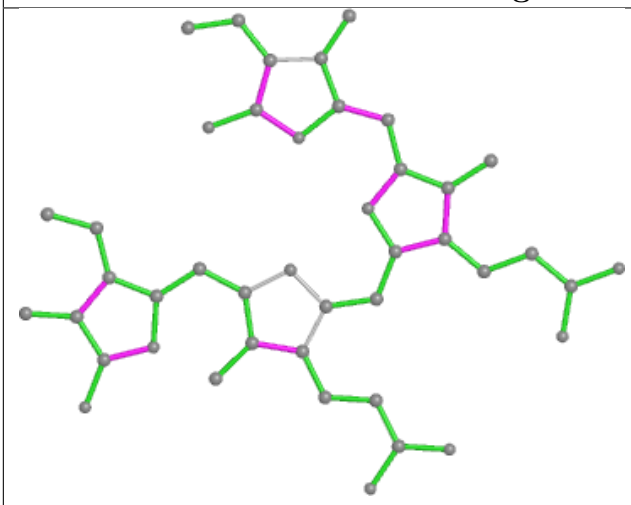

Bond lengths

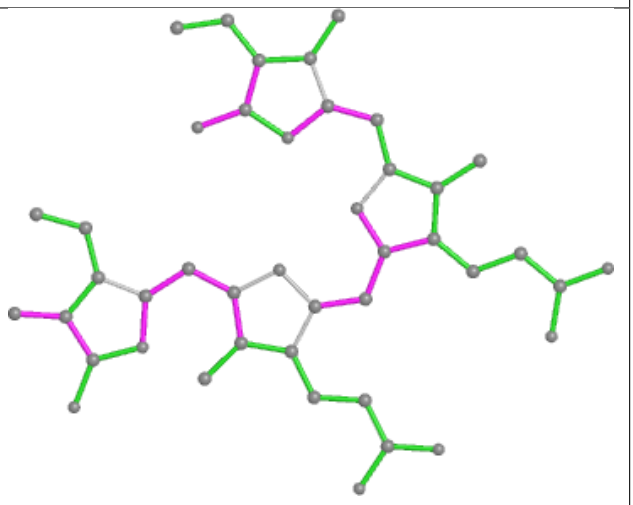

Bond angles

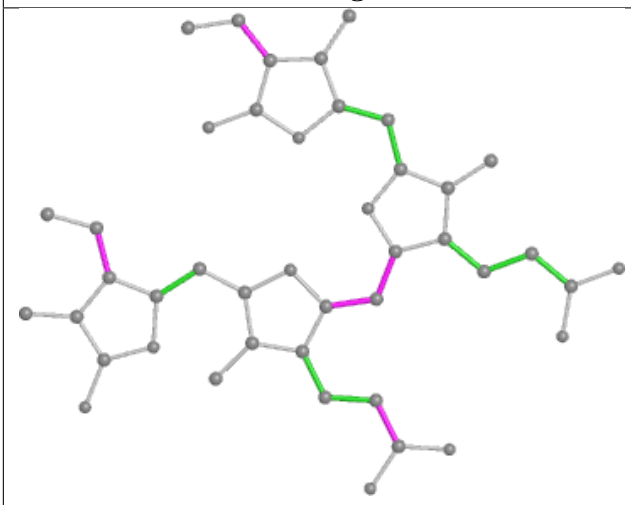

Torsions

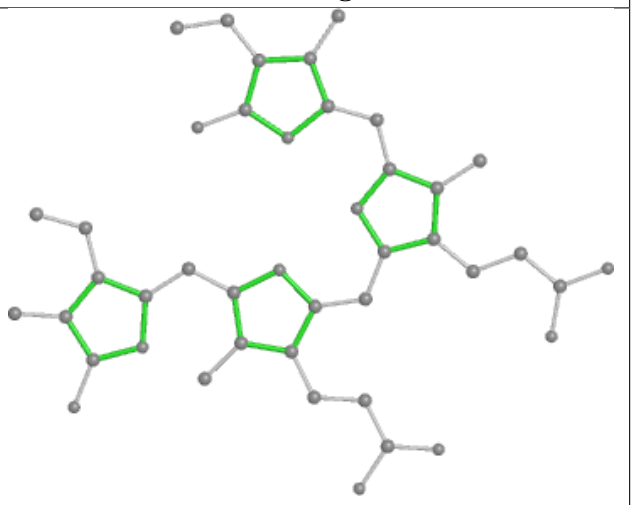

Rings

Ligand PEB dV 202

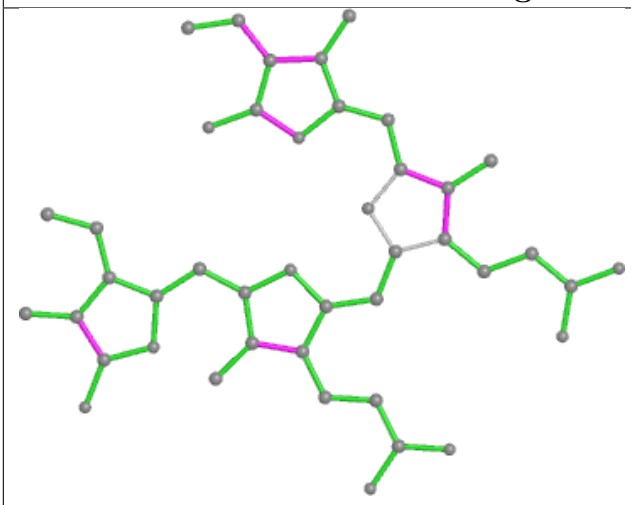

Bond lengths

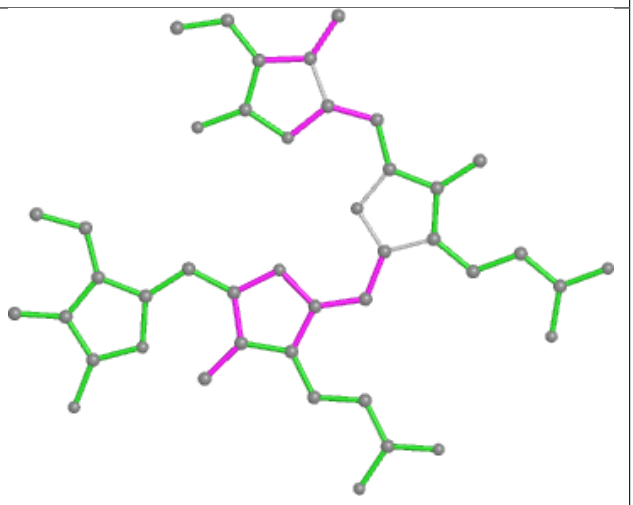

Bond angles

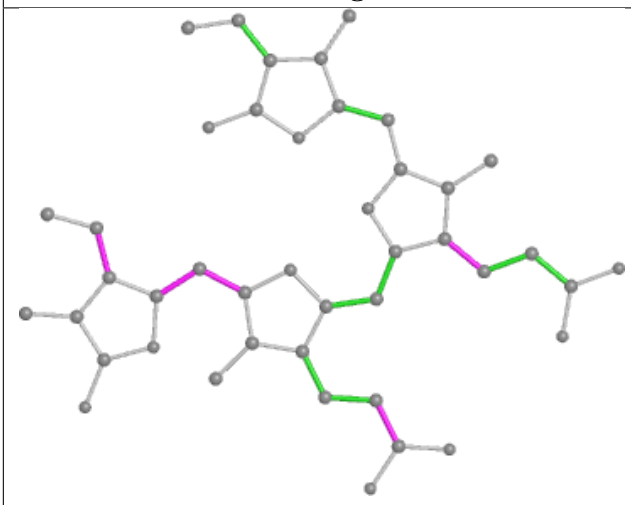

Torsions

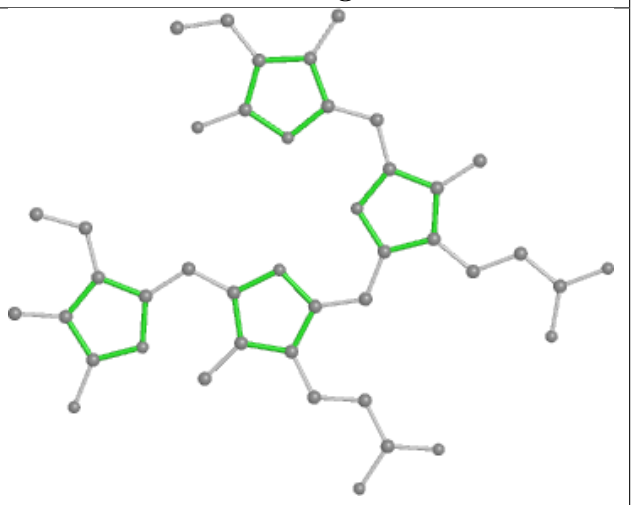

Rings

Ligand PEB hM 1001

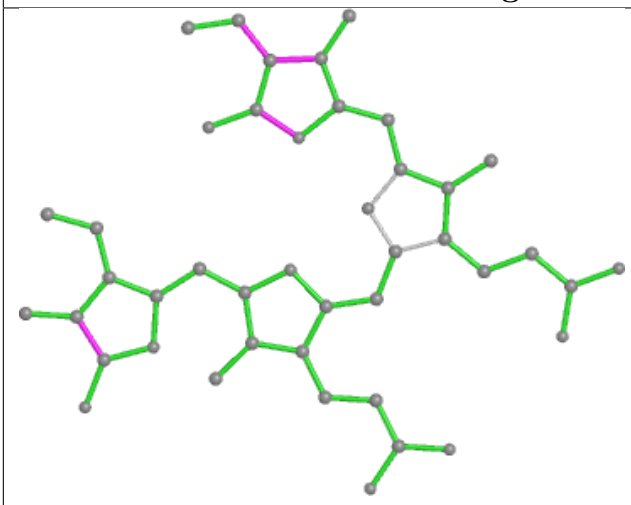

Bond lengths

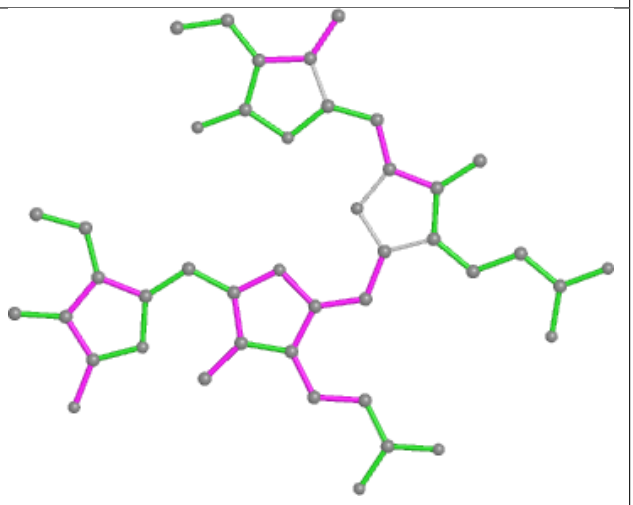

Bond angles

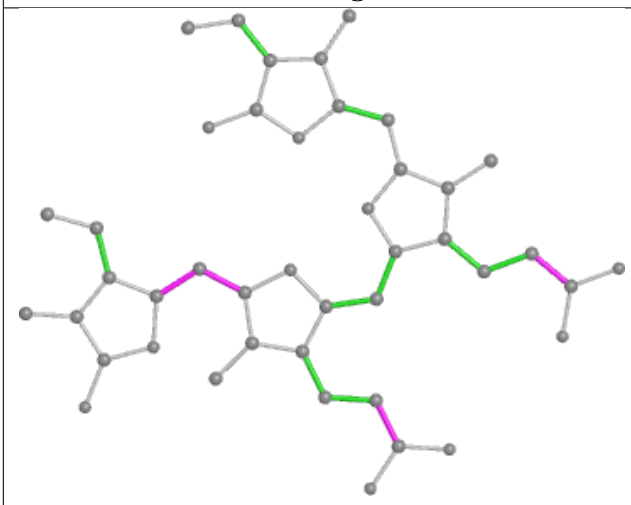

Torsions

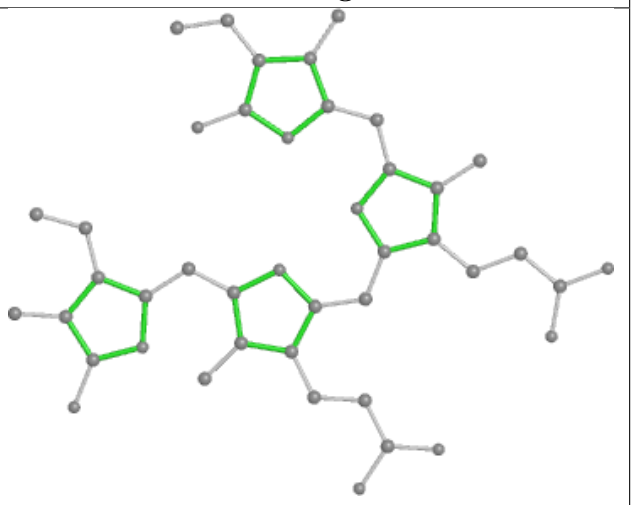

Rings

Ligand PEB fx 202

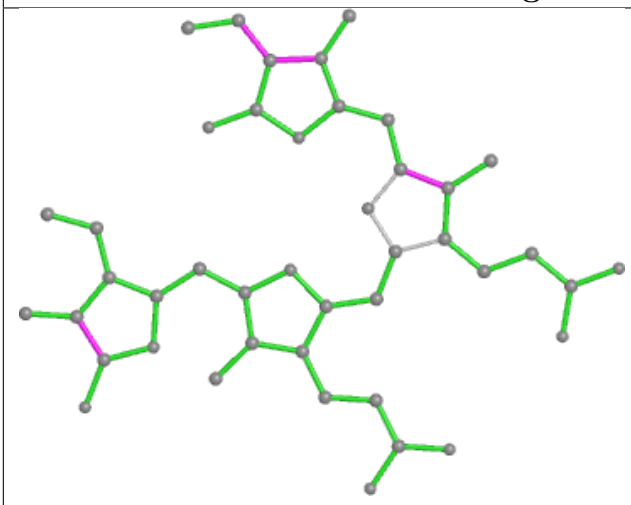

Bond lengths

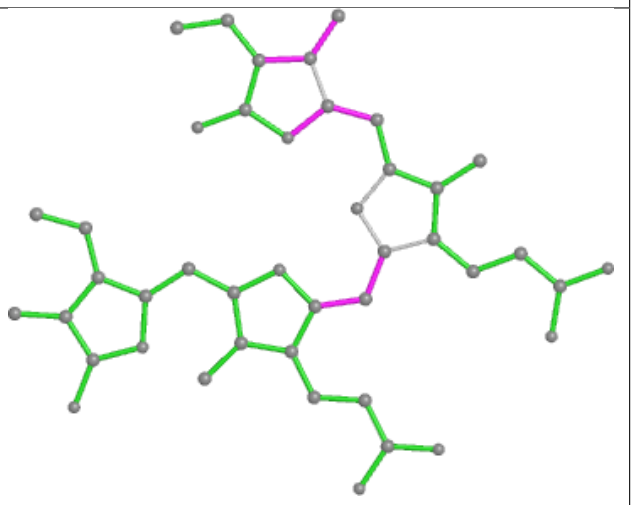

Bond angles

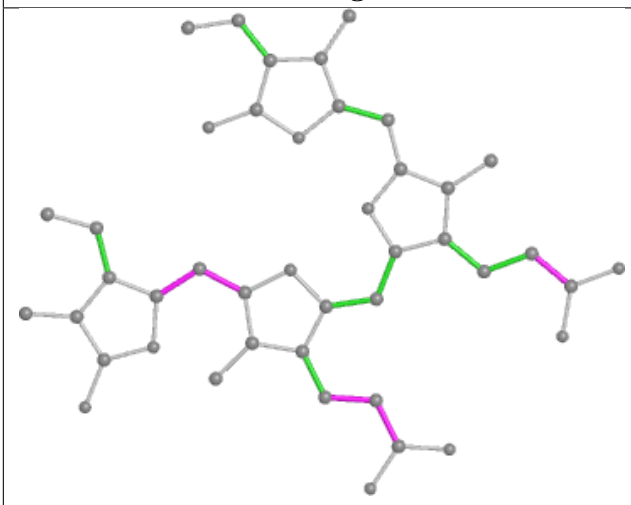

Torsions

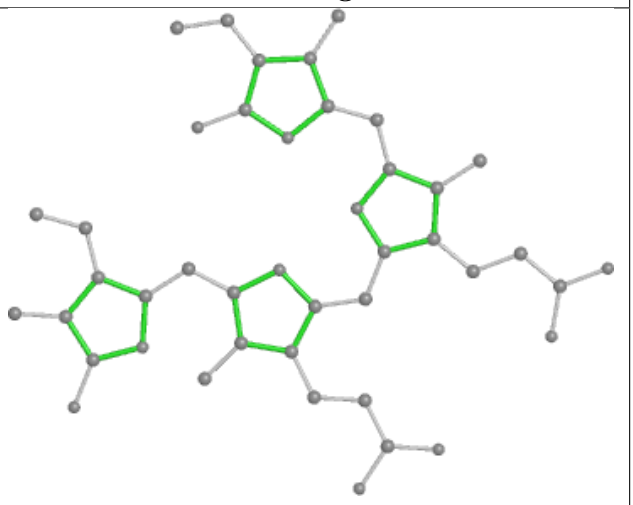

Rings

Ligand PEB dP 201

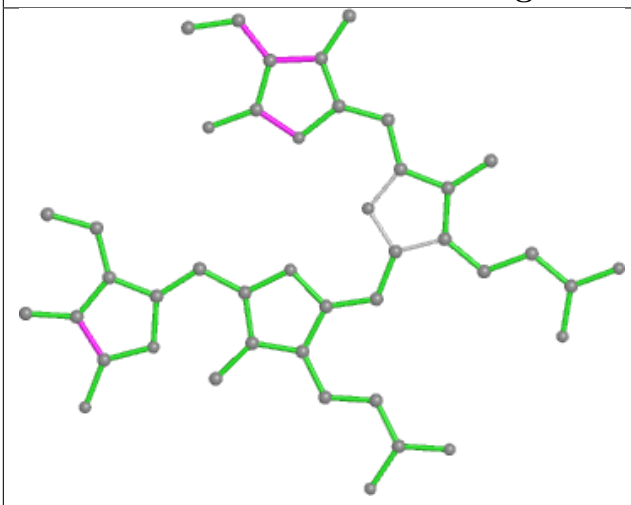

Bond lengths

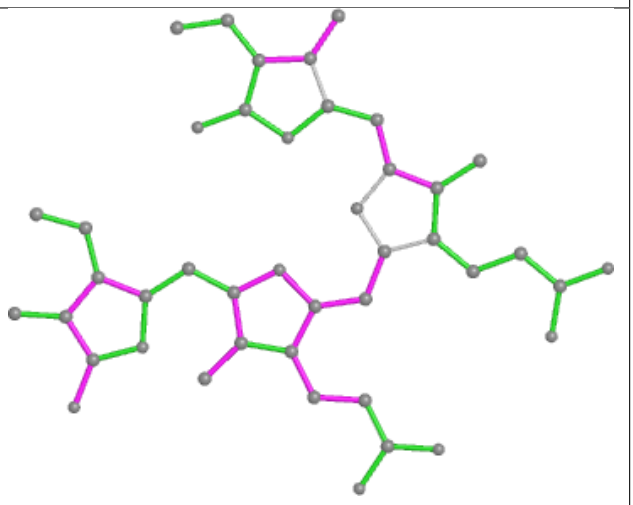

Bond angles

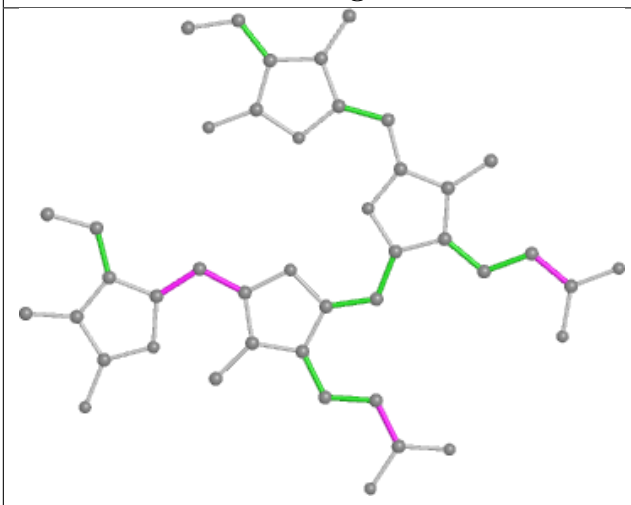

Torsions

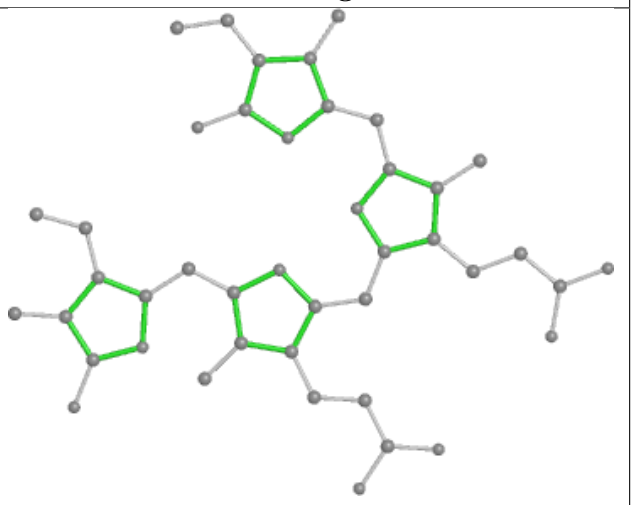

Rings

Ligand PEB fs 201

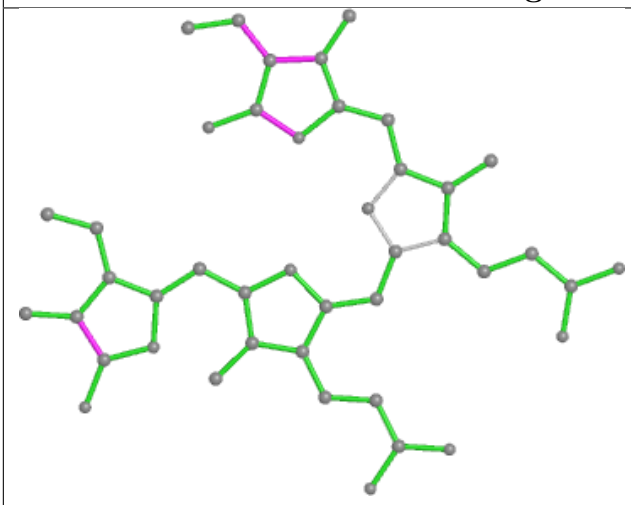

Bond lengths

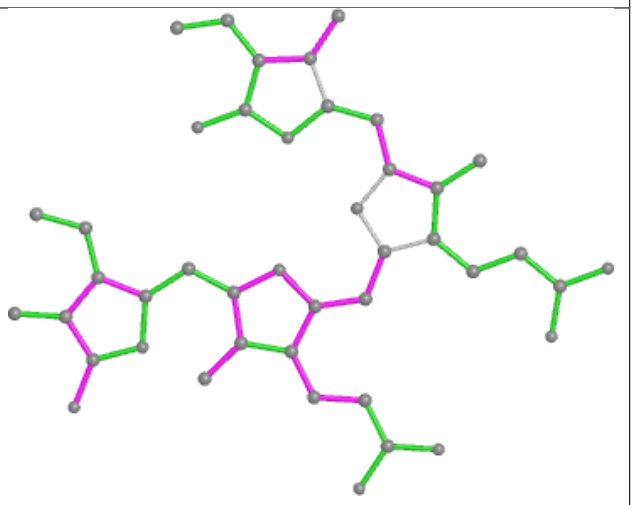

Bond angles

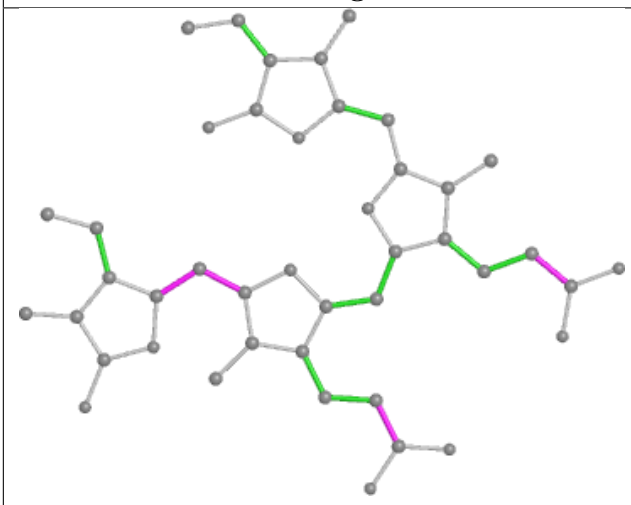

Torsions

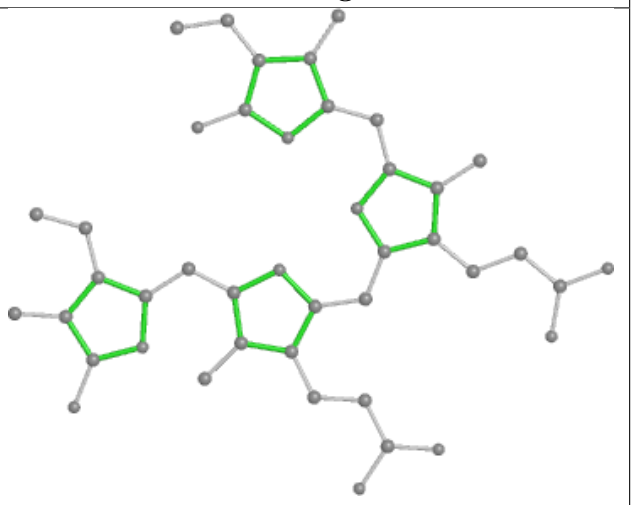

Rings

Ligand PUB X3 202

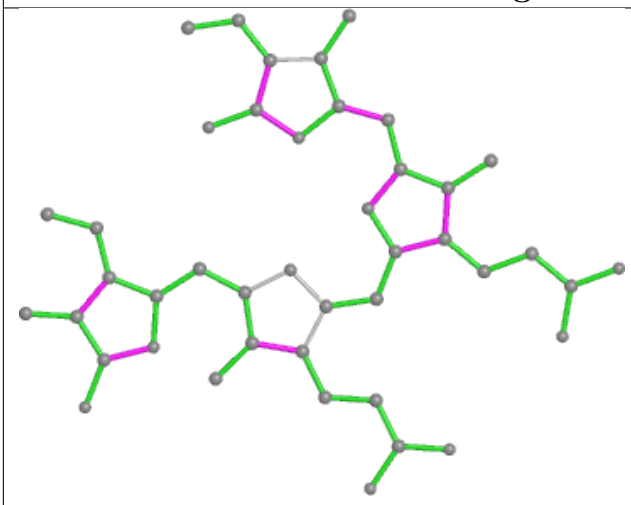

Bond lengths

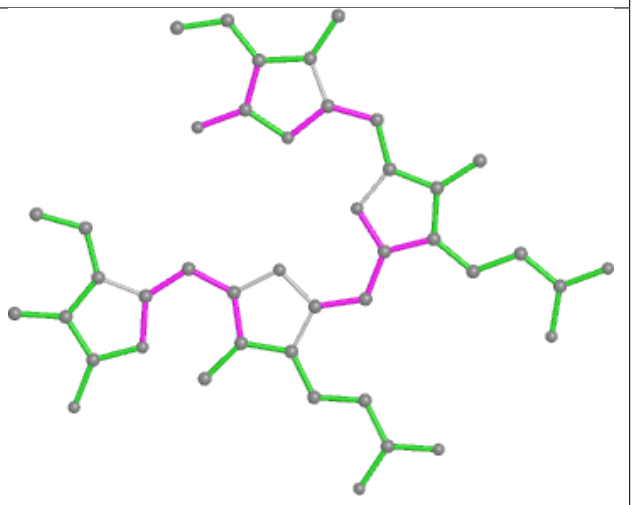

Bond angles

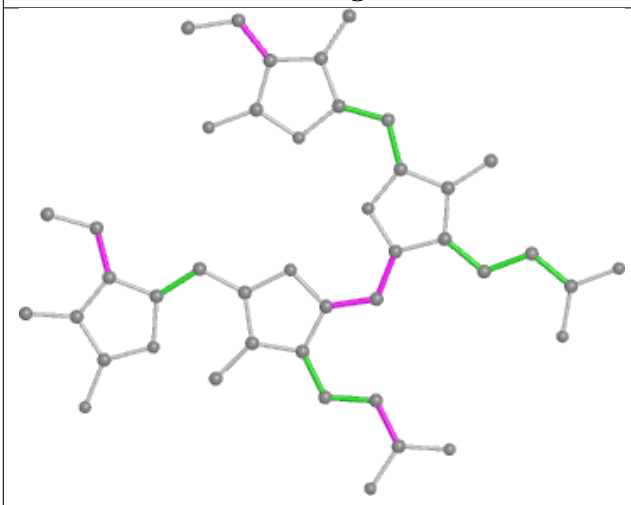

Torsions

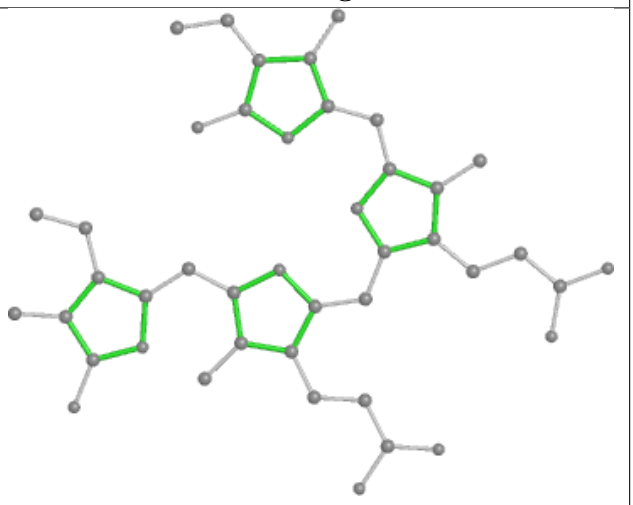

Rings

Ligand PEB L9 201

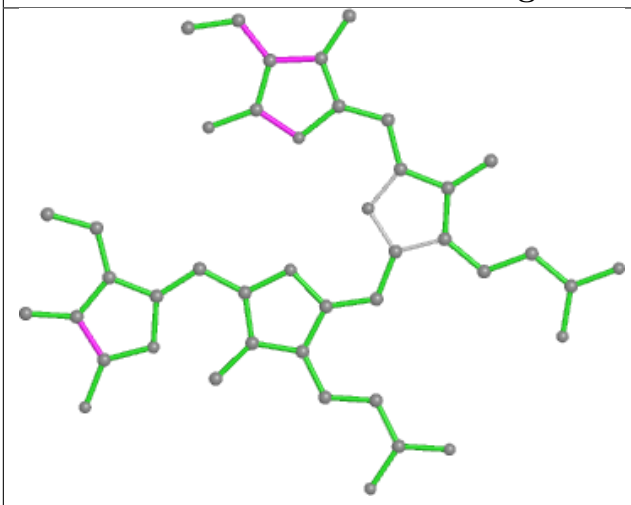

Bond lengths

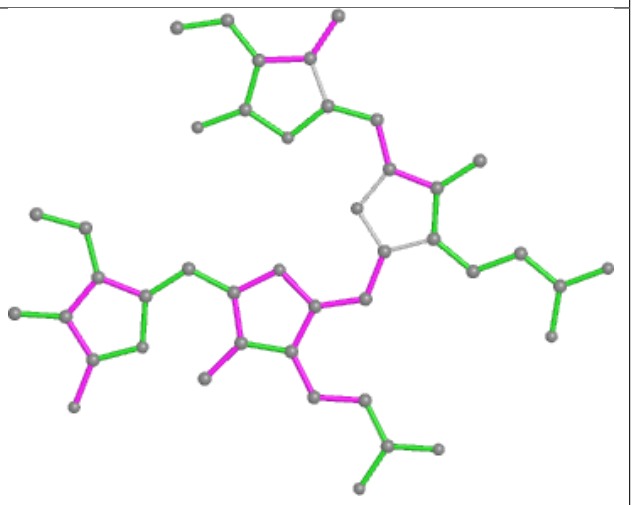

Bond angles

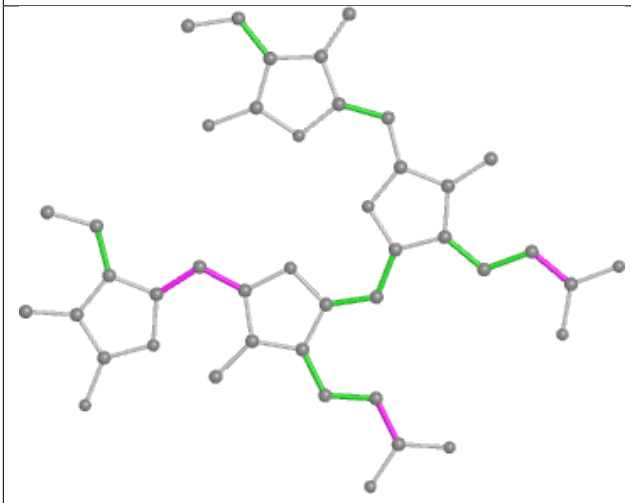

Torsions

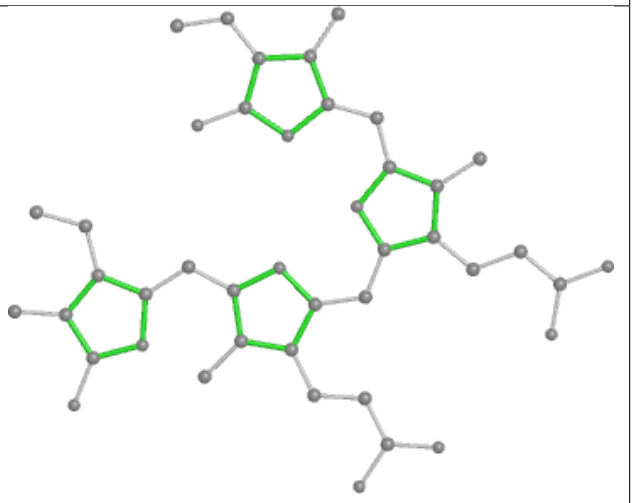

Rings

Ligand PEB Y9 301

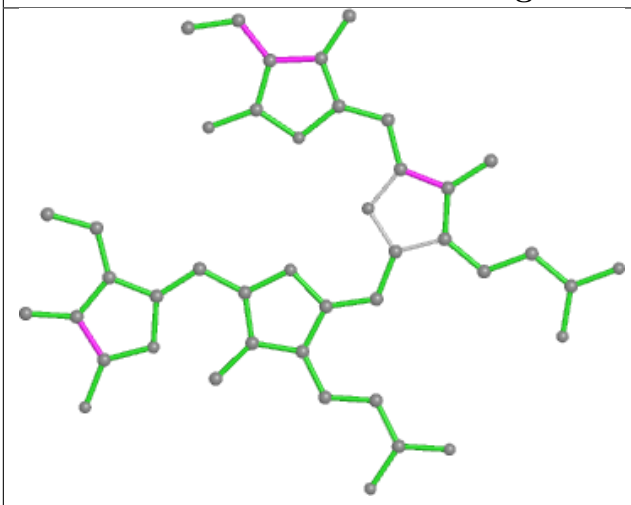

Bond lengths

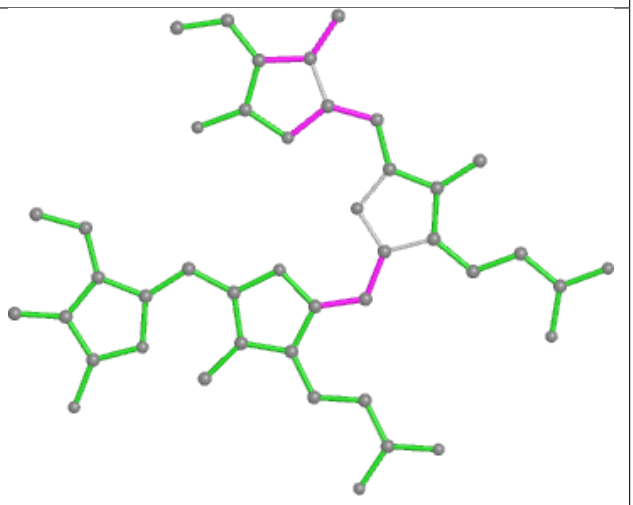

Bond angles

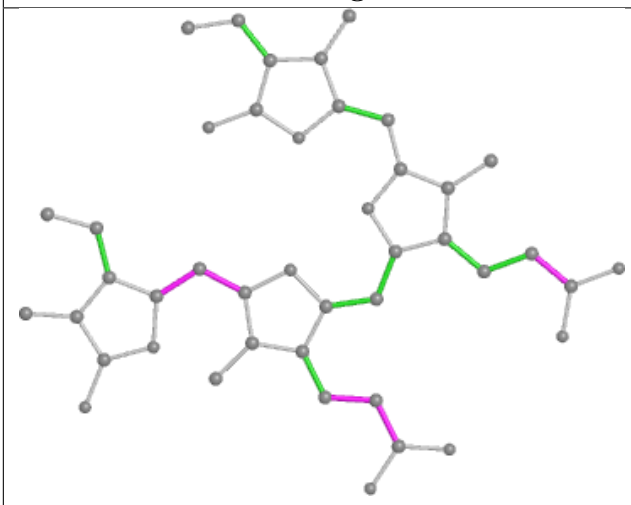

Torsions

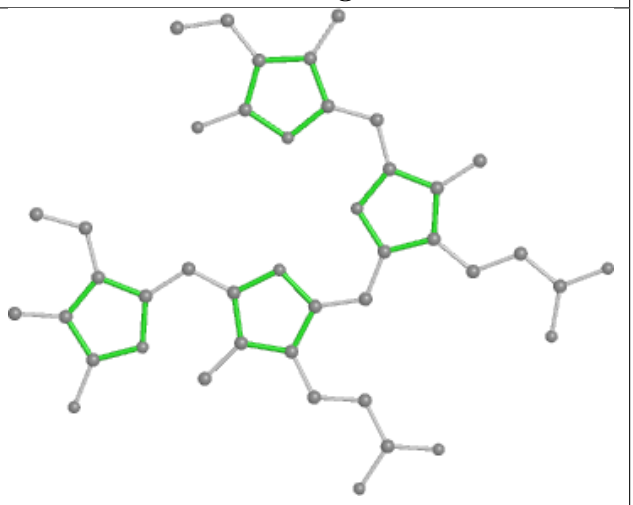

Rings

Ligand PEB U3 201

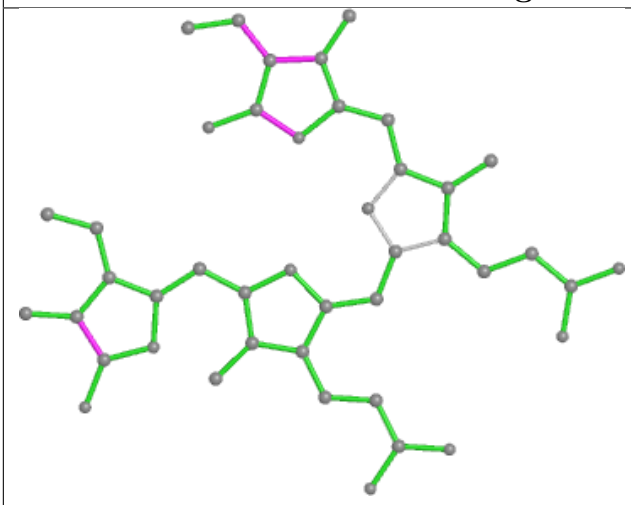

Bond lengths

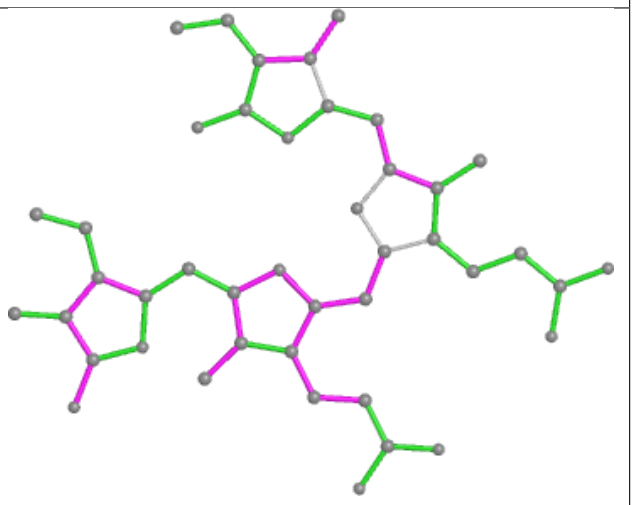

Bond angles

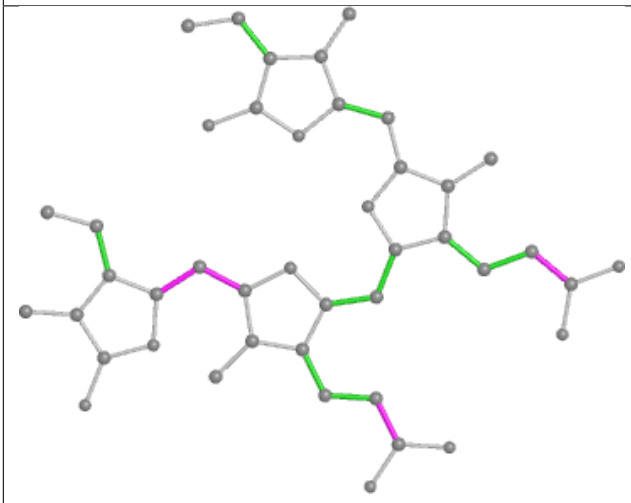

Torsions

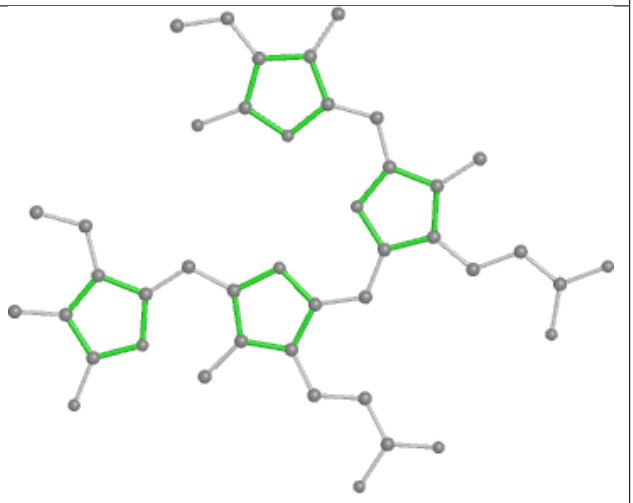

Rings

Ligand PUB bF 203

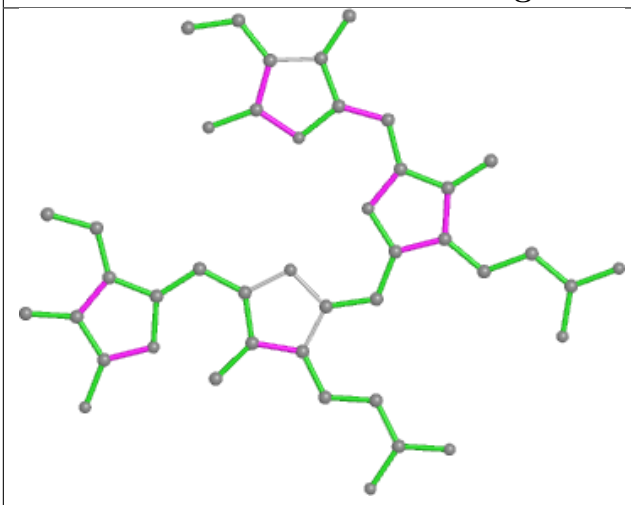

Bond lengths

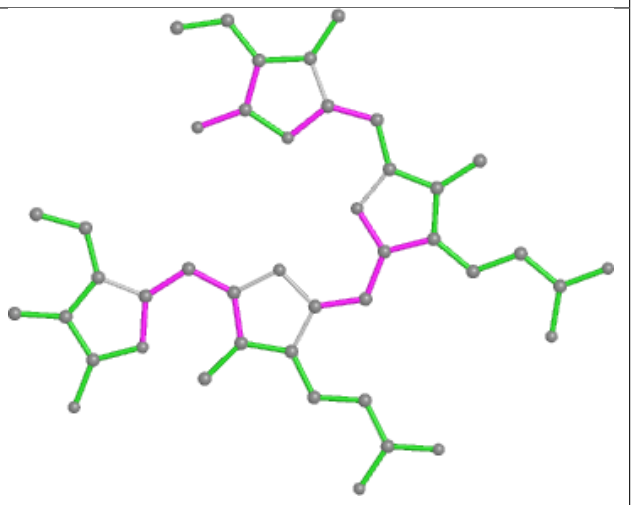

Bond angles

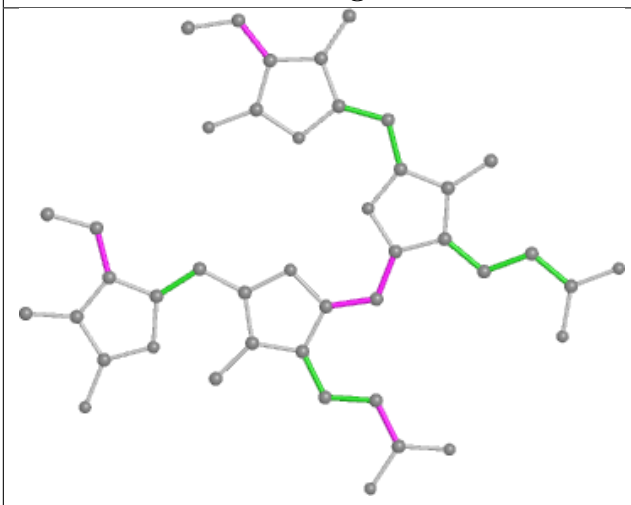

Torsions

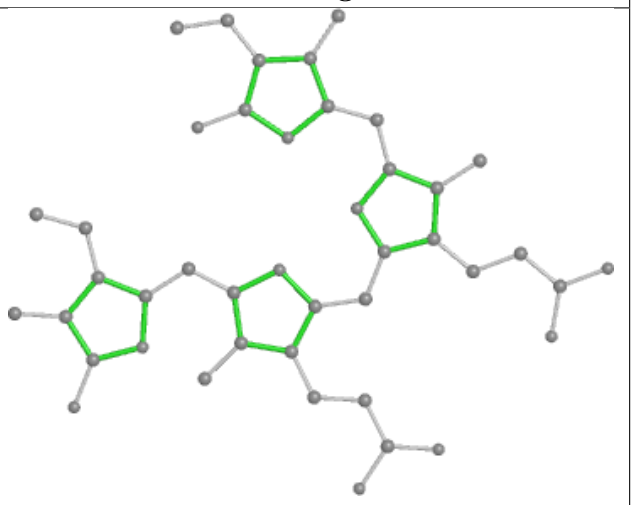

Rings

Ligand PEB i7 202

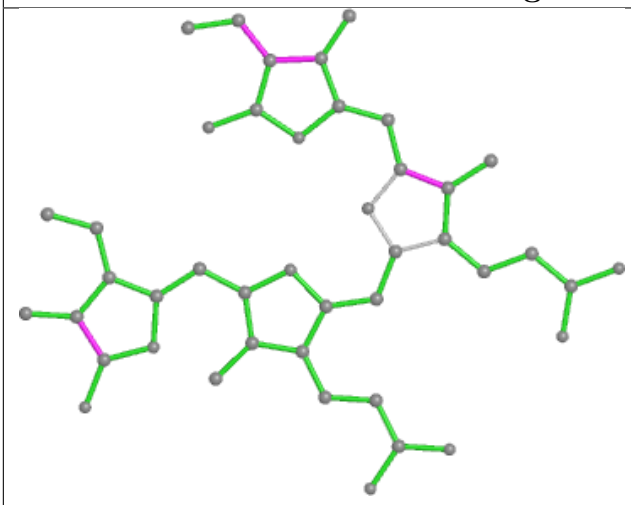

Bond lengths

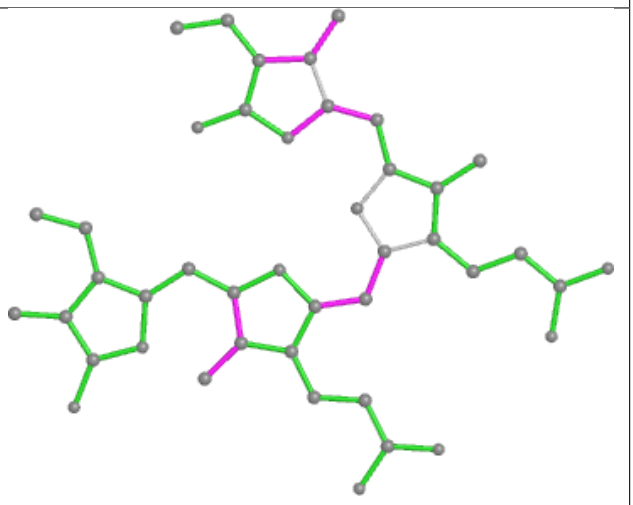

Bond angles

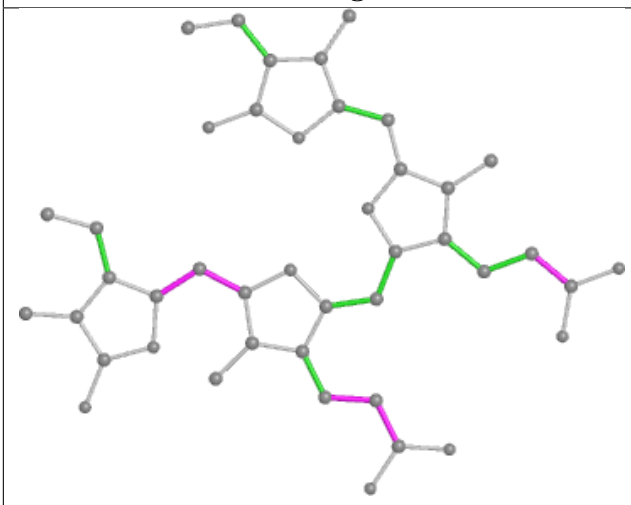

Torsions

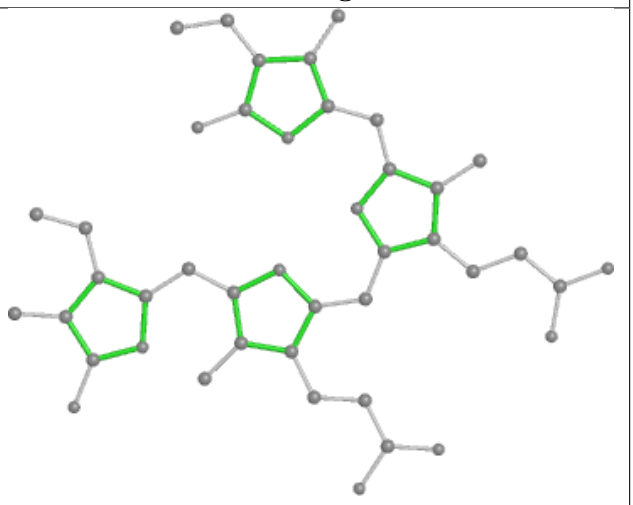

Rings

Ligand PEB aK 1001

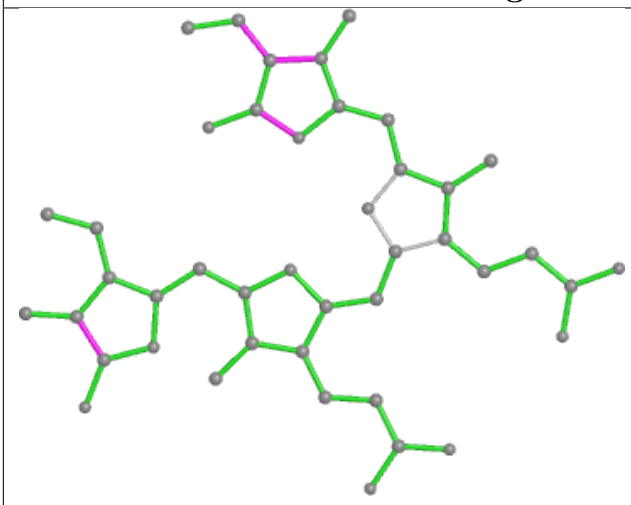

Bond lengths

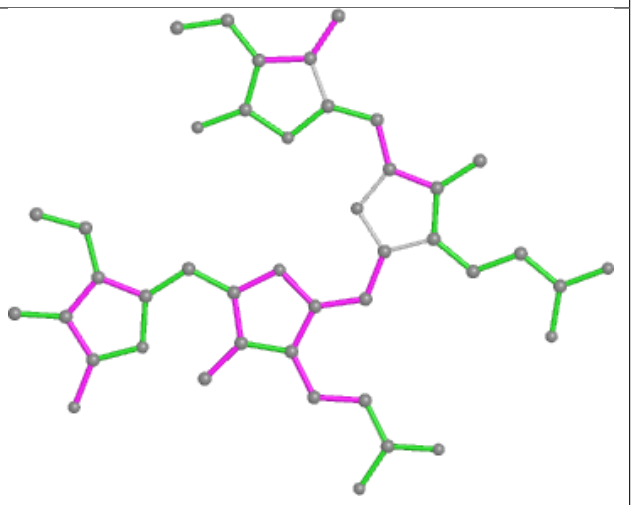

Bond angles

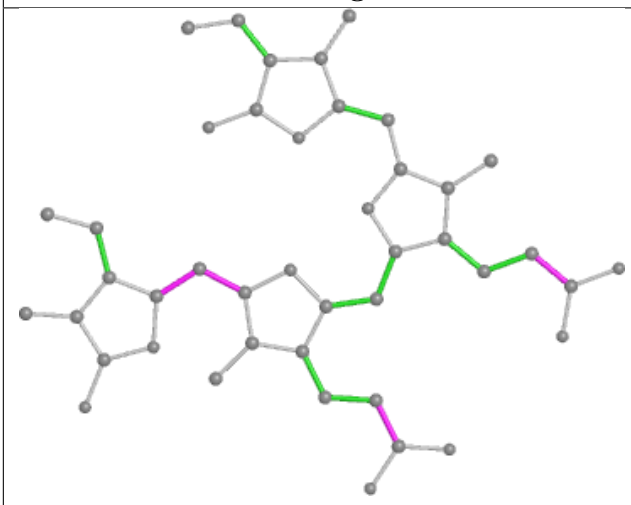

Torsions

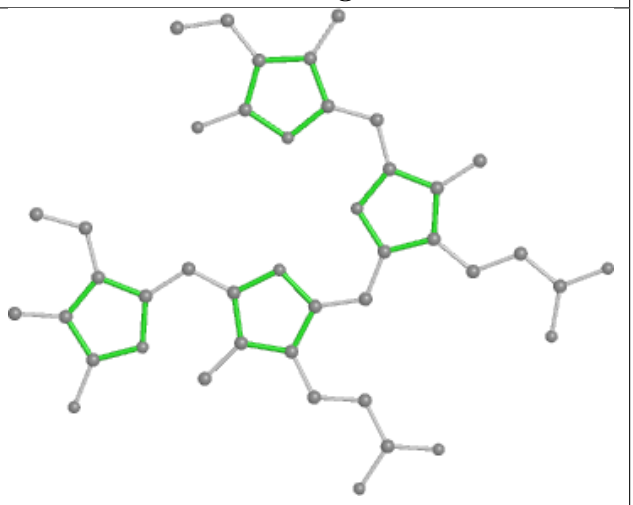

Rings

Ligand PEB e2 201

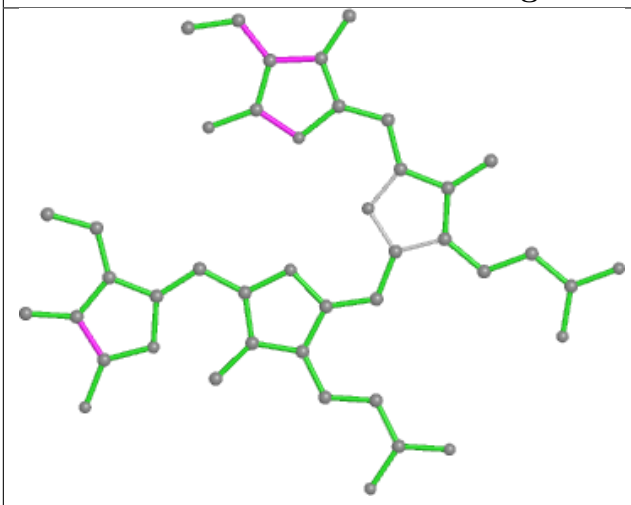

Bond lengths

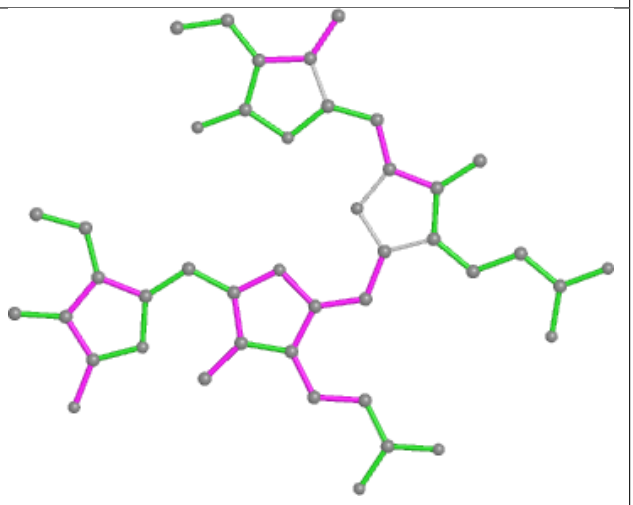

Bond angles

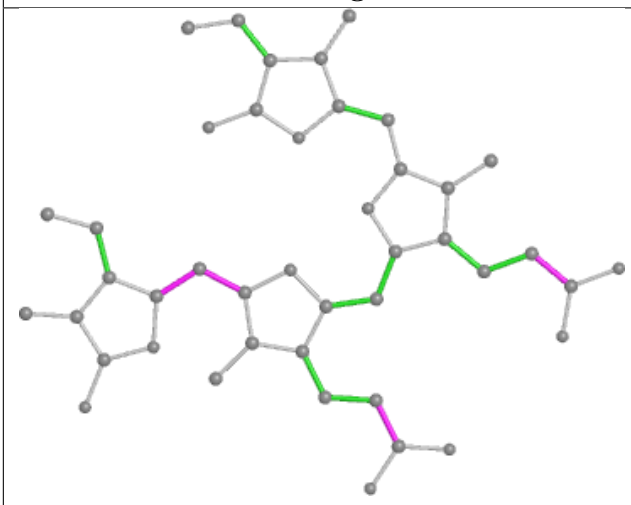

Torsions

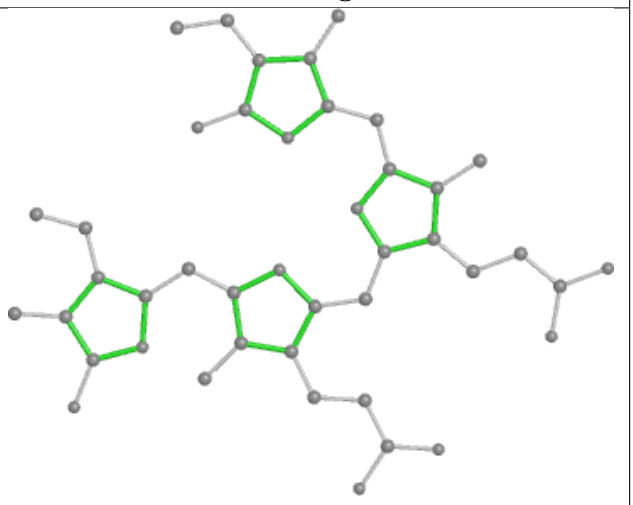

Rings

Ligand PEB n9 401

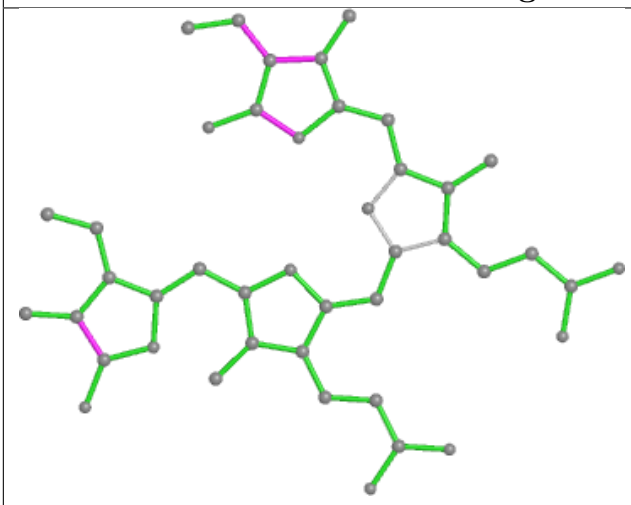

Bond lengths

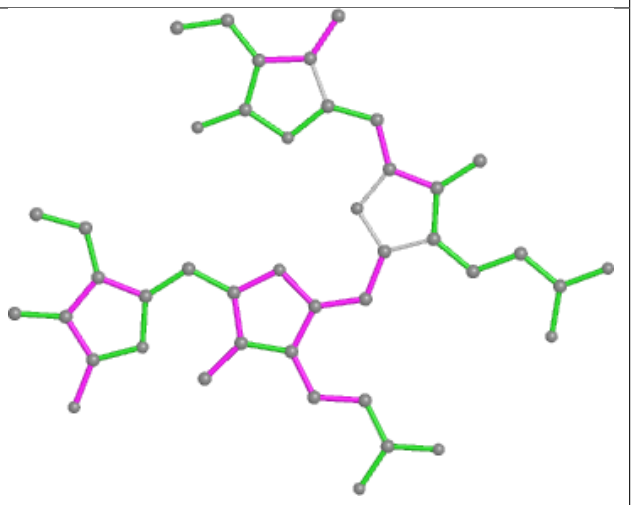

Bond angles

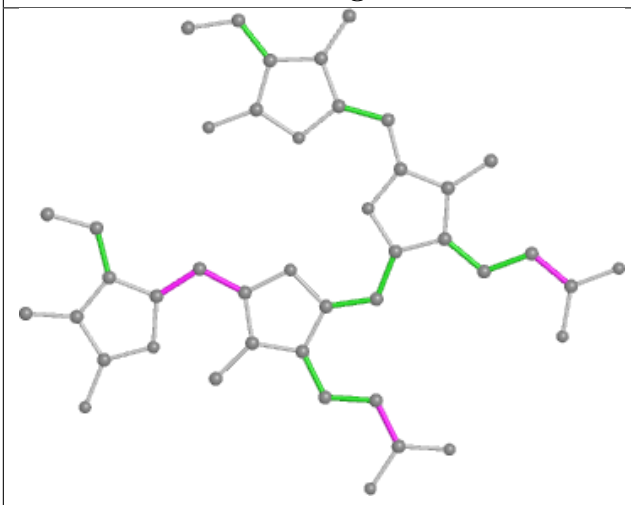

Torsions

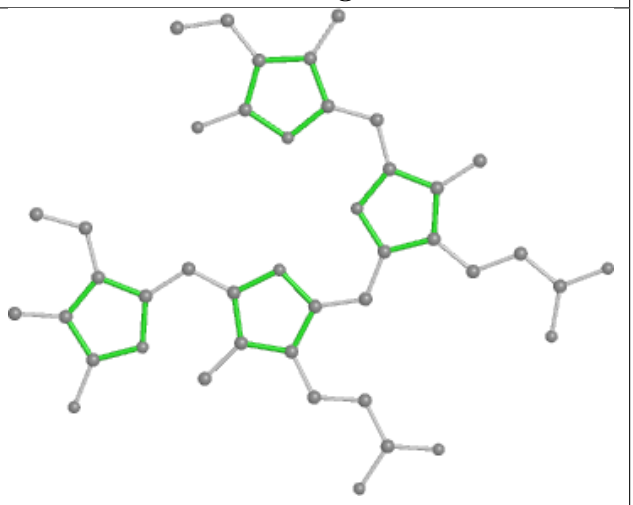

Rings

Ligand PUB A2 1005

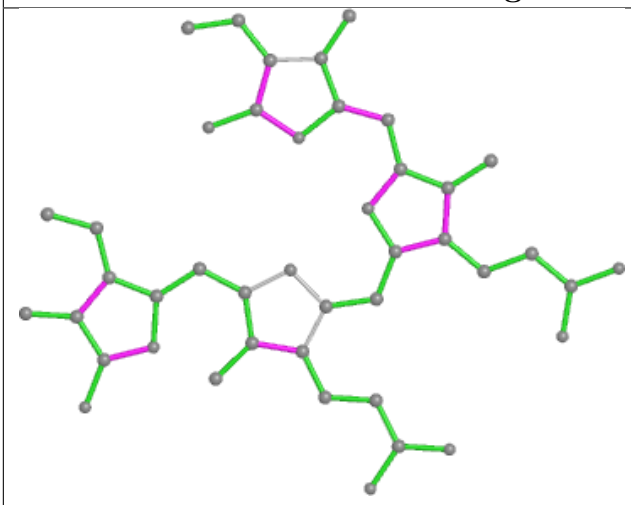

Bond lengths

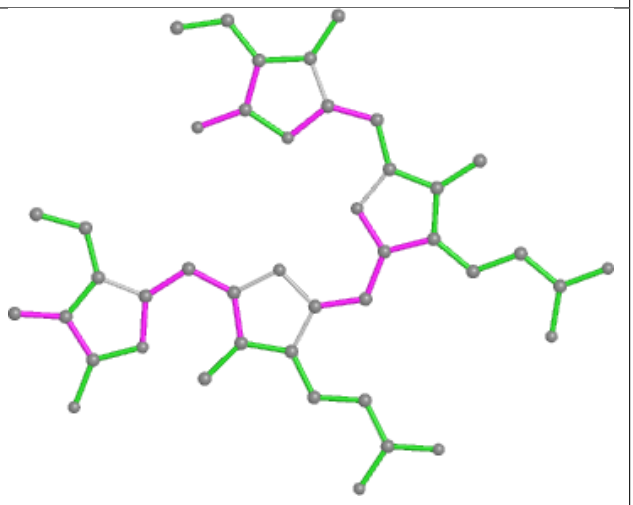

Bond angles

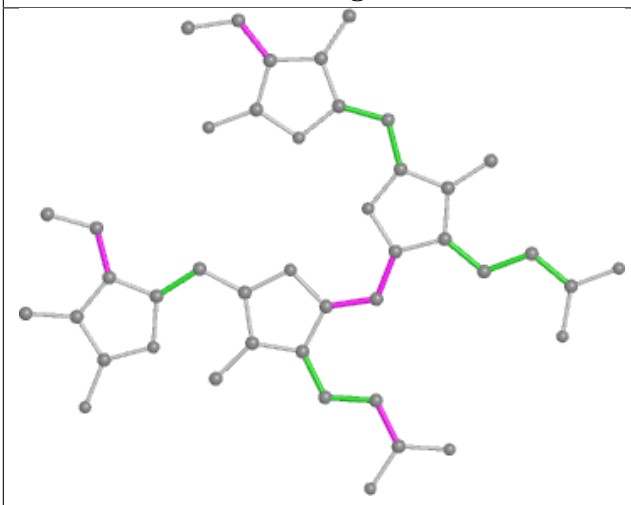

Torsions

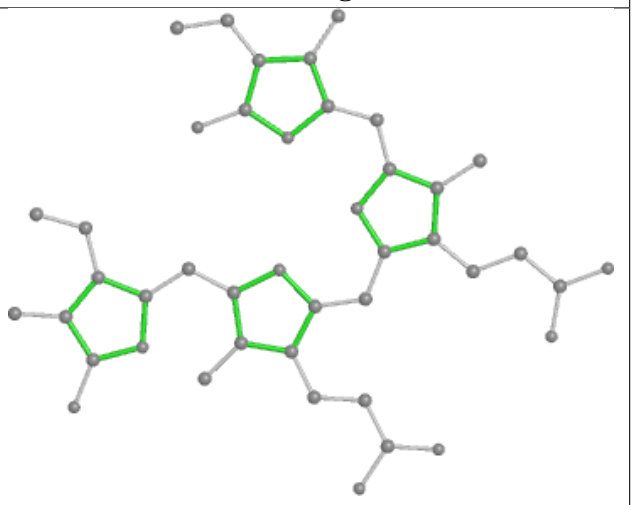

Rings

Ligand PEB gt 202

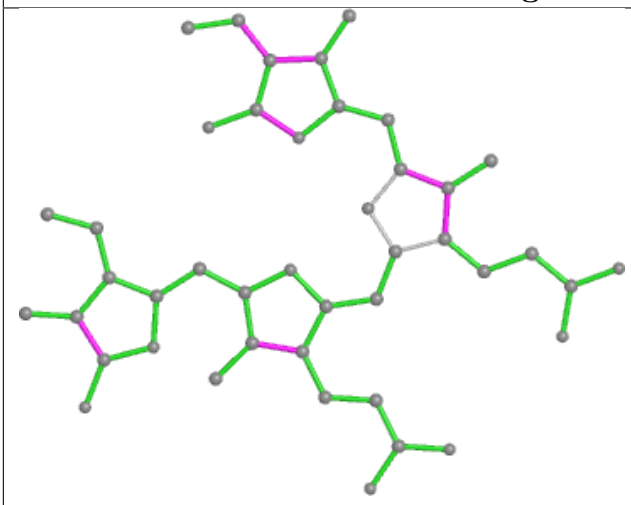

Bond lengths

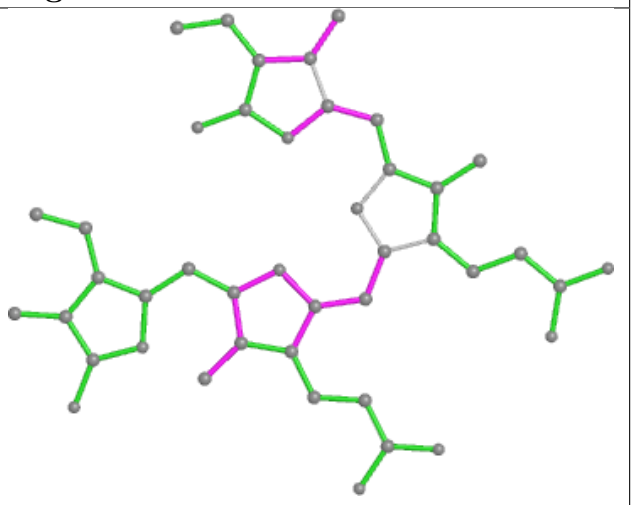

Bond angles

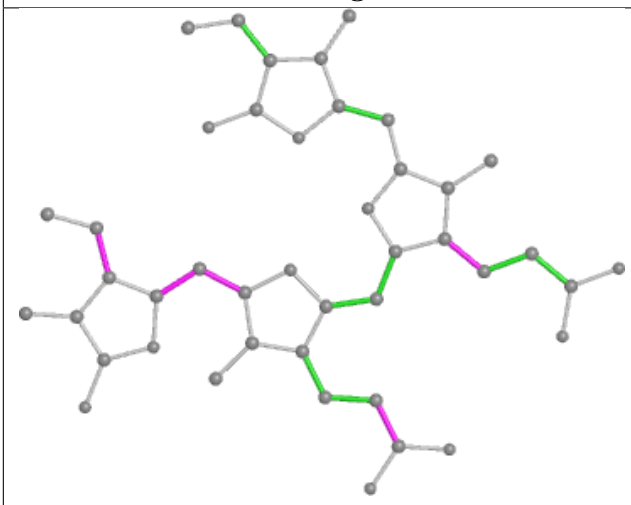

Torsions

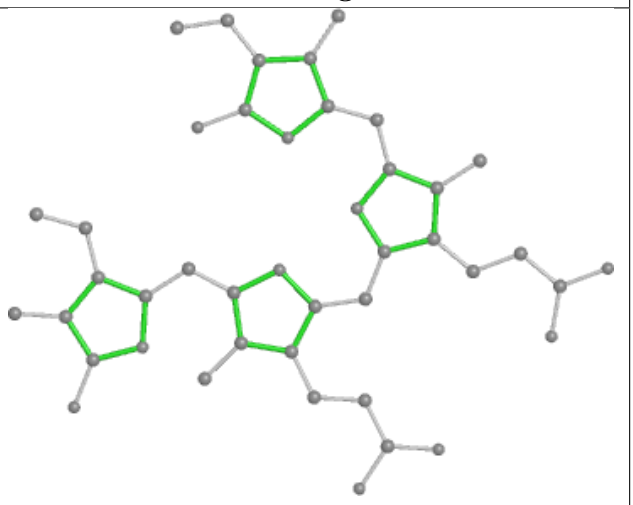

Rings

Ligand PUB lx 201

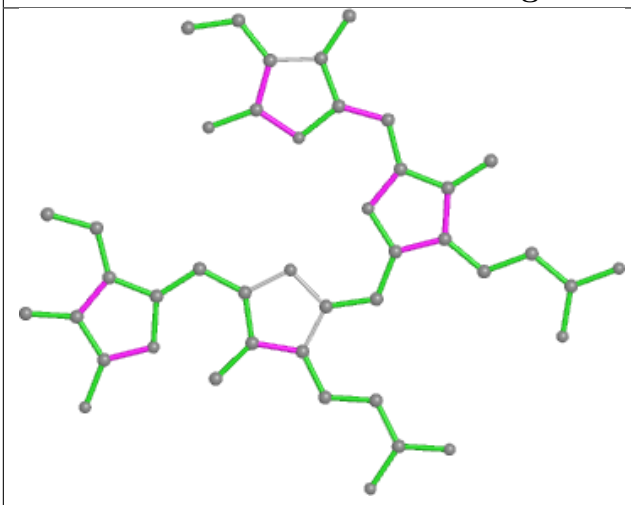

Bond lengths

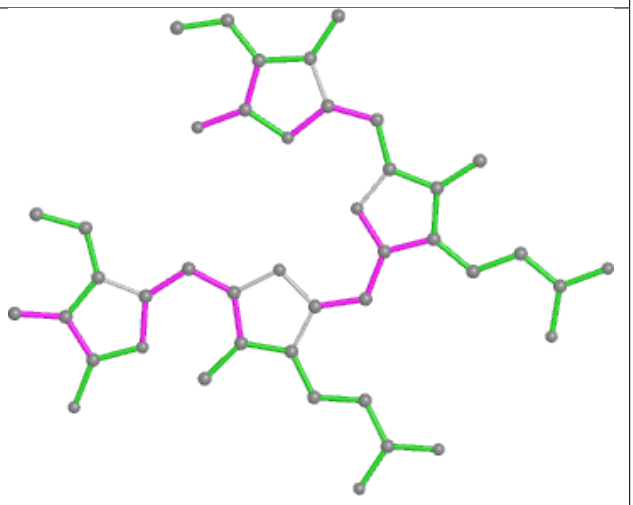

Bond angles

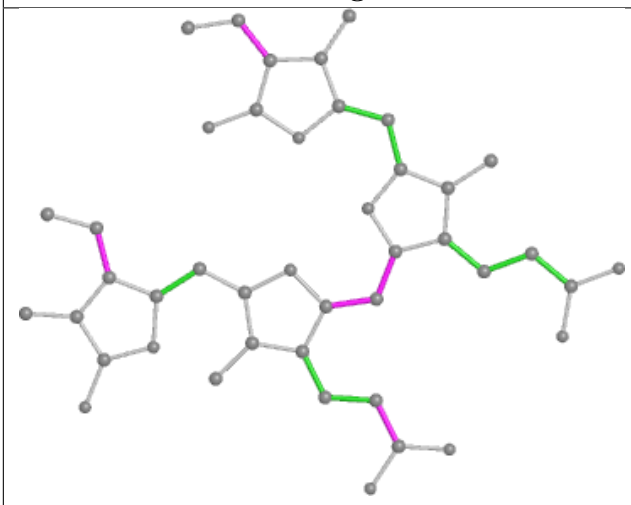

Torsions

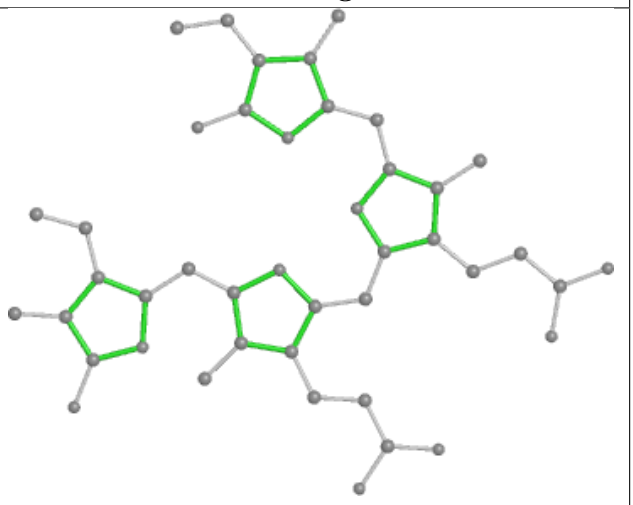

Rings

Ligand PEB N4 201

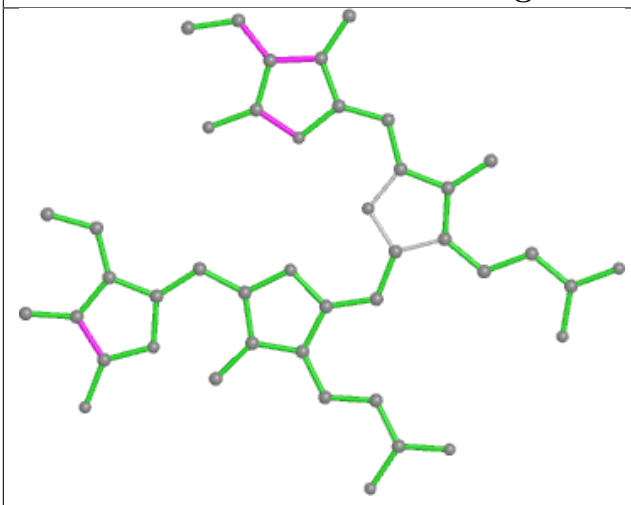

Bond lengths

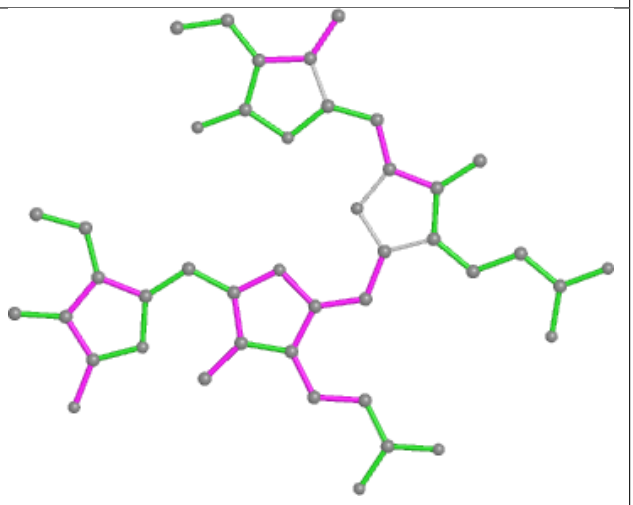

Bond angles

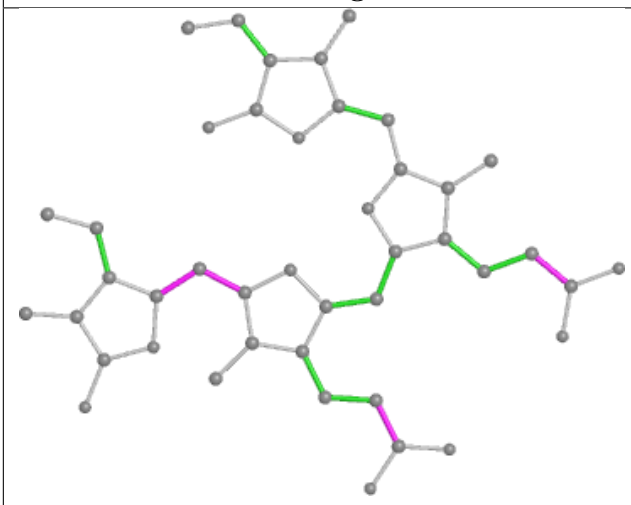

Torsions

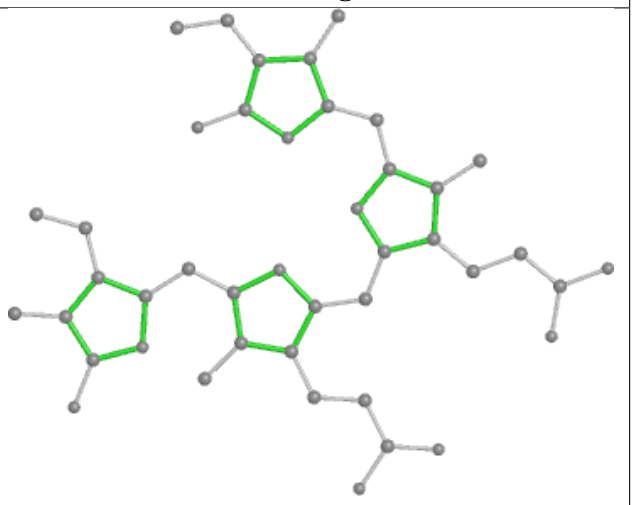

Rings

Ligand PEB h7 202

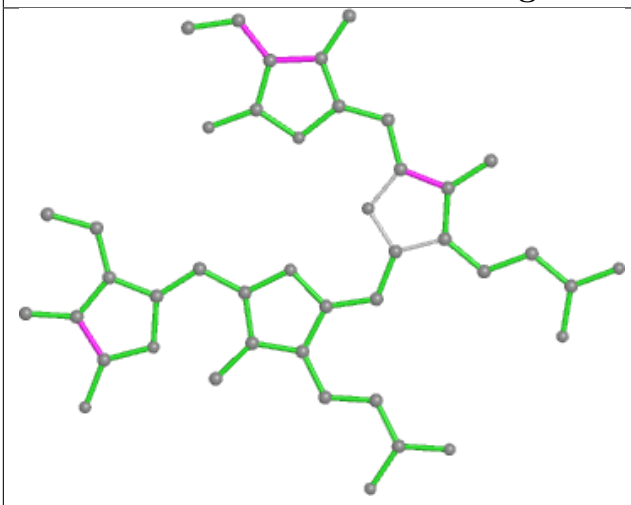

Bond lengths

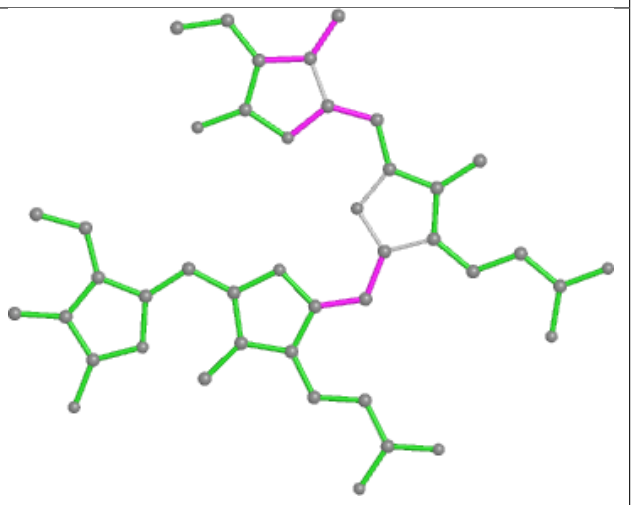

Bond angles

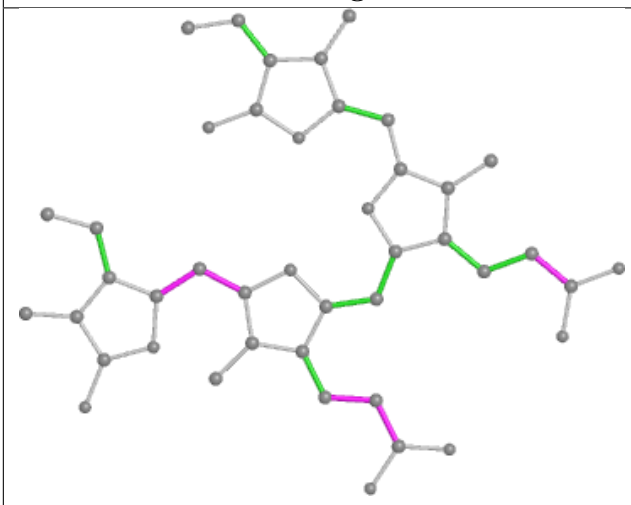

Torsions

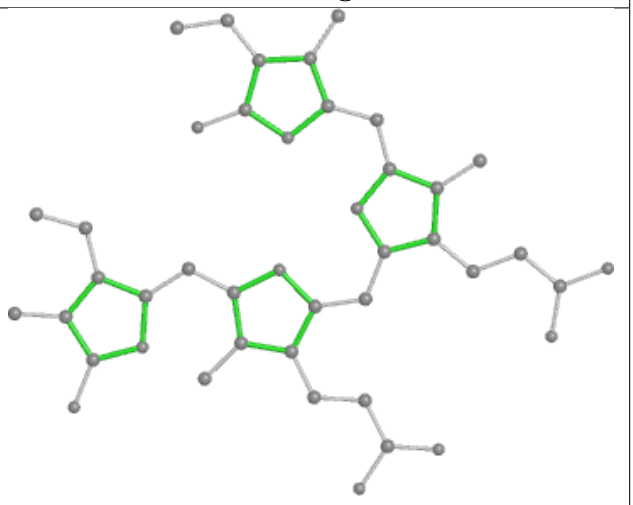

Rings

Ligand PVN e9 304

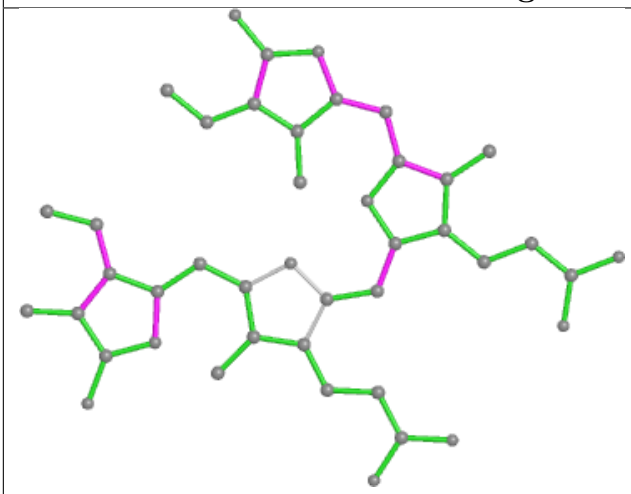

Bond lengths

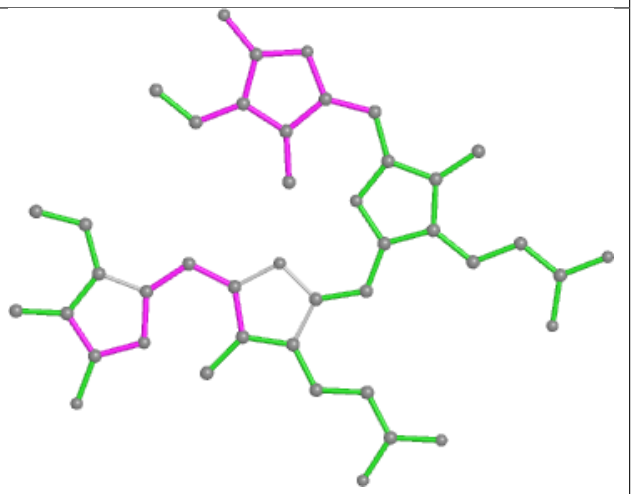

Bond angles

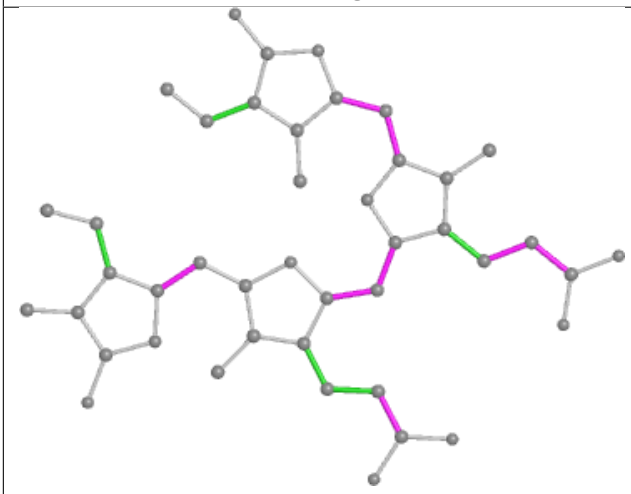

Torsions

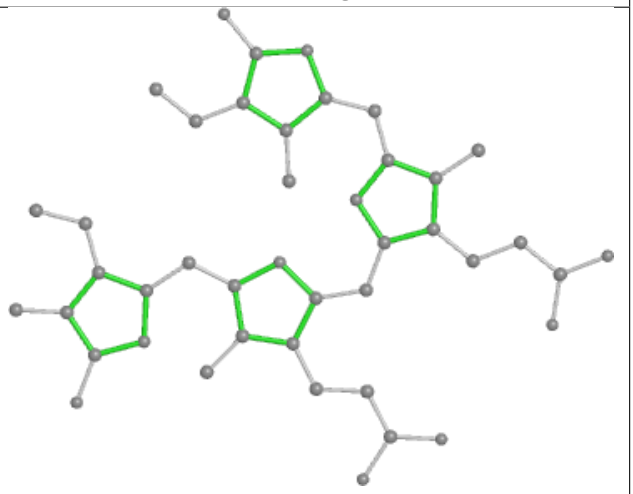

Rings

Ligand PEB j7 201

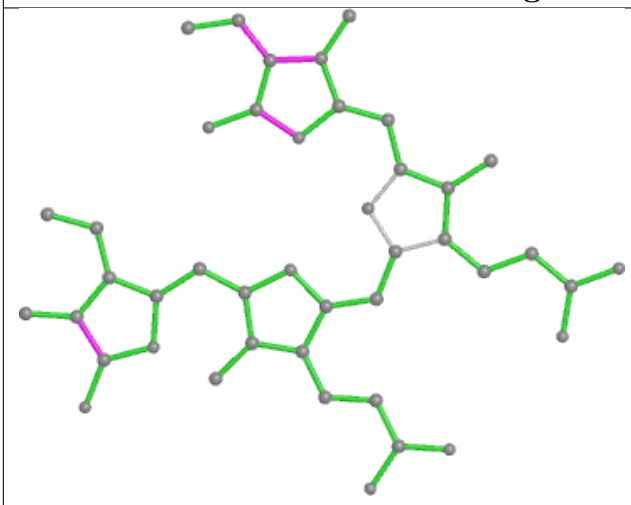

Bond lengths

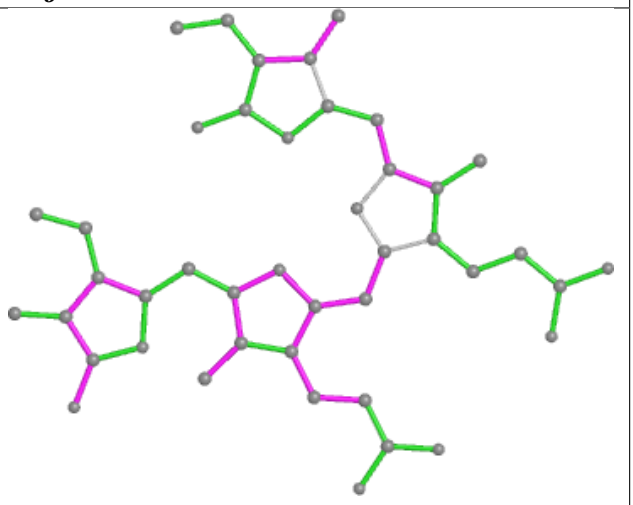

Bond angles

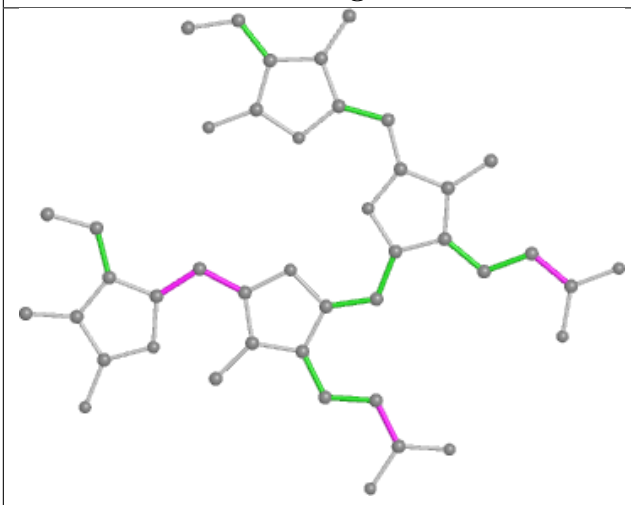

Torsions

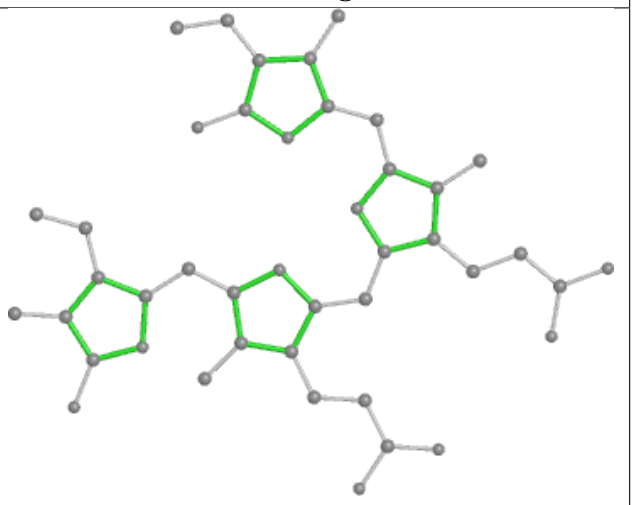

Rings

Ligand PEB B6 202

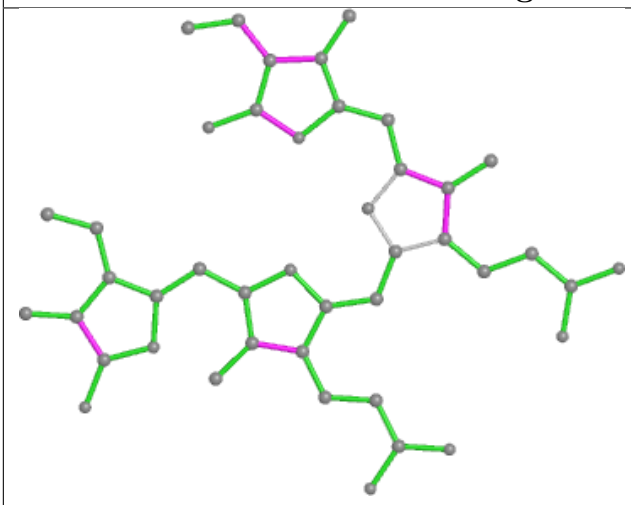

Bond lengths

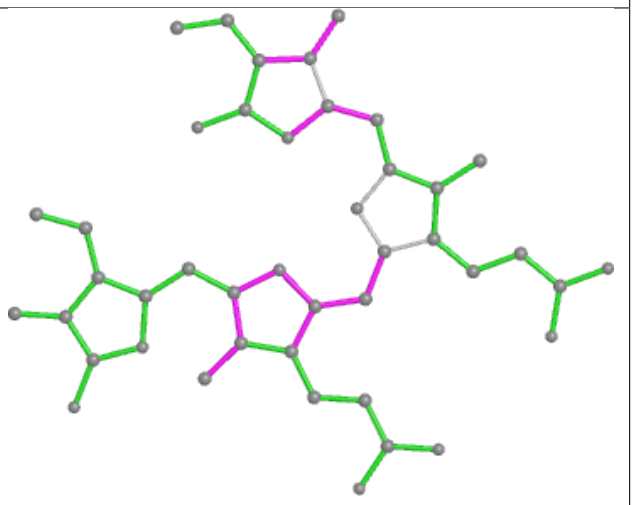

Bond angles

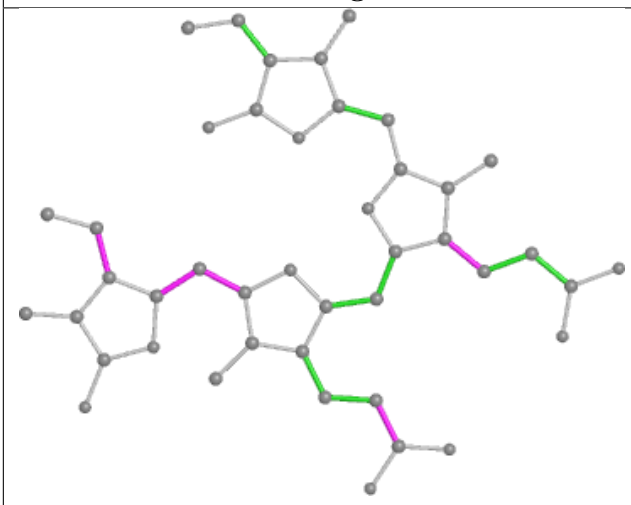

Torsions

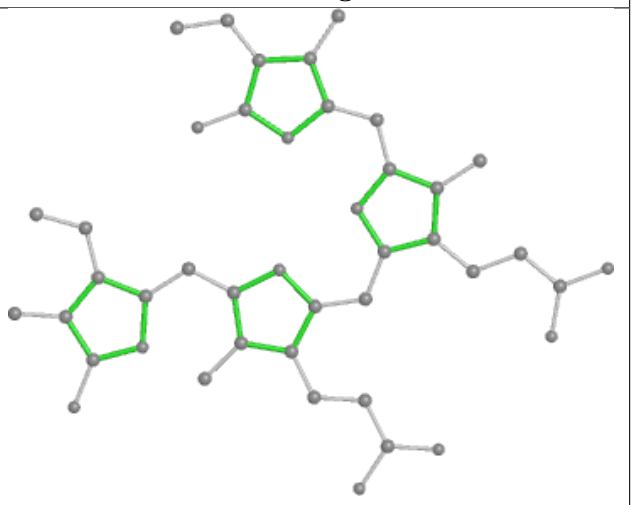

Rings

Ligand PEB eQ 202

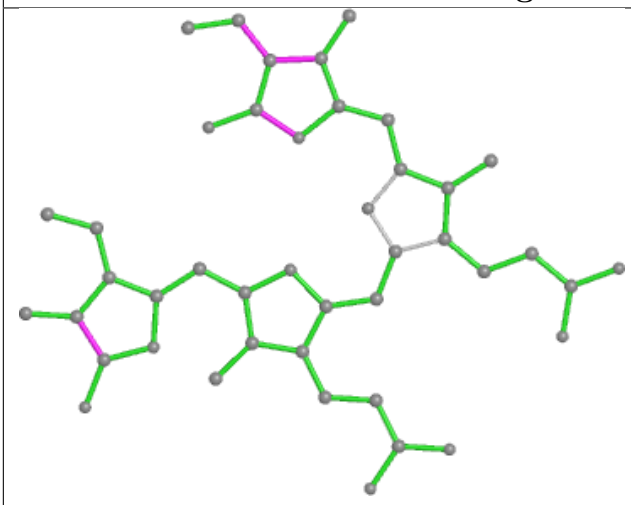

Bond lengths

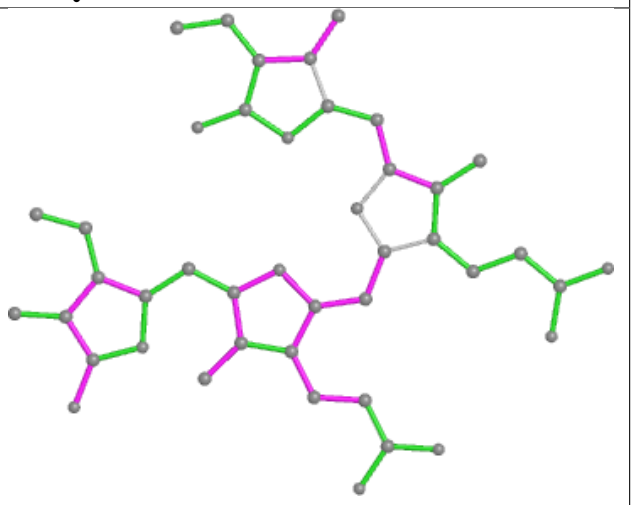

Bond angles

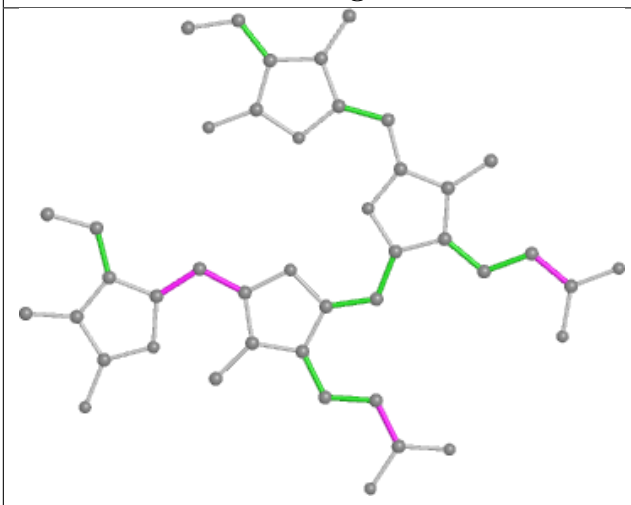

Torsions

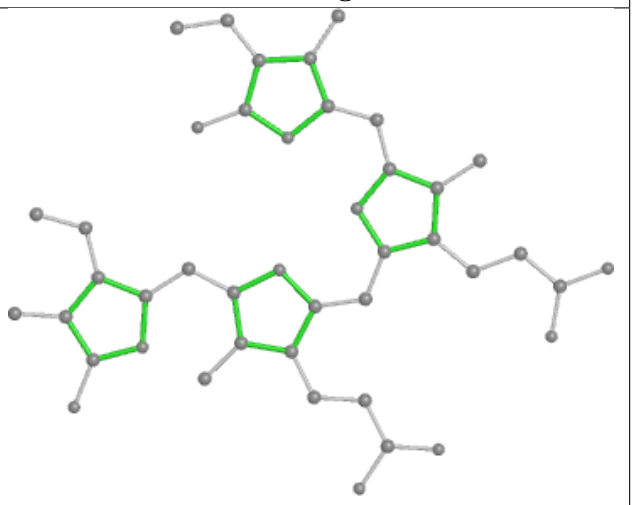

Rings

Ligand PEB bC 201

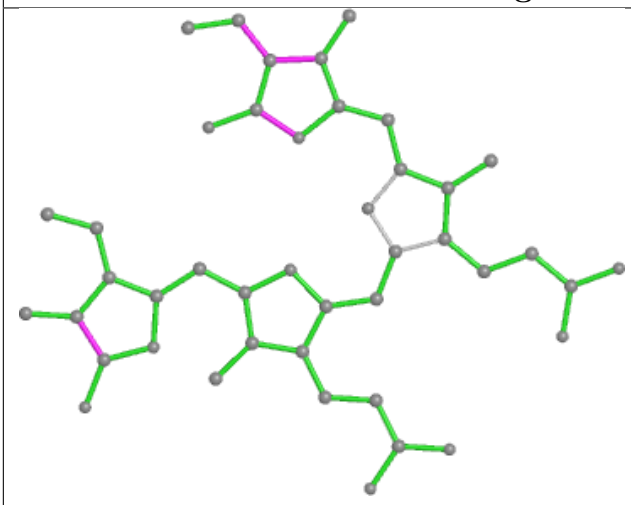

Bond lengths

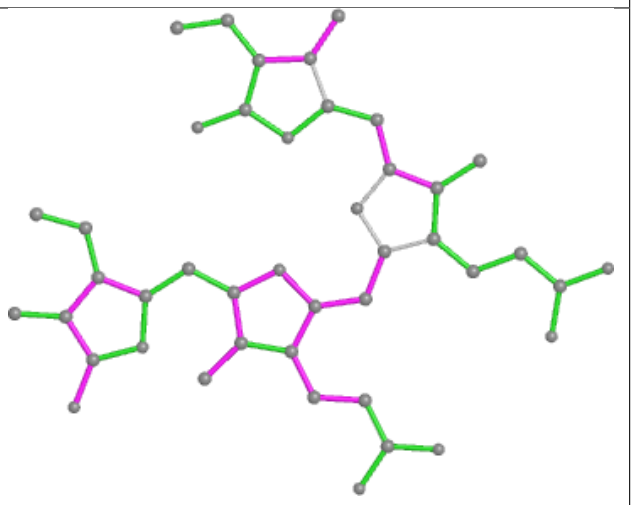

Bond angles

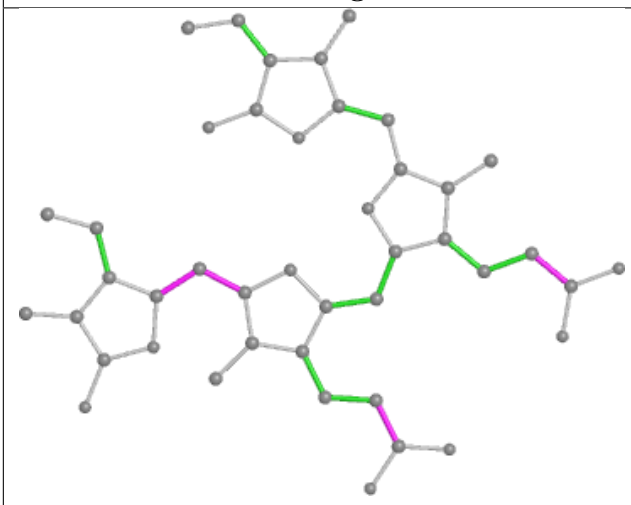

Torsions

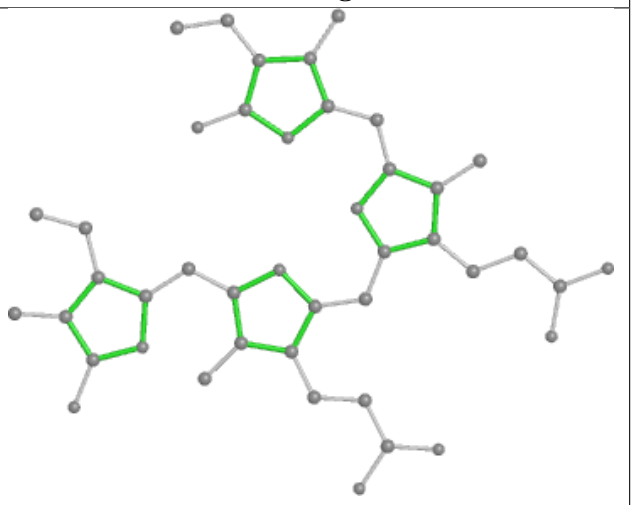

Rings

Ligand PEB hC 201

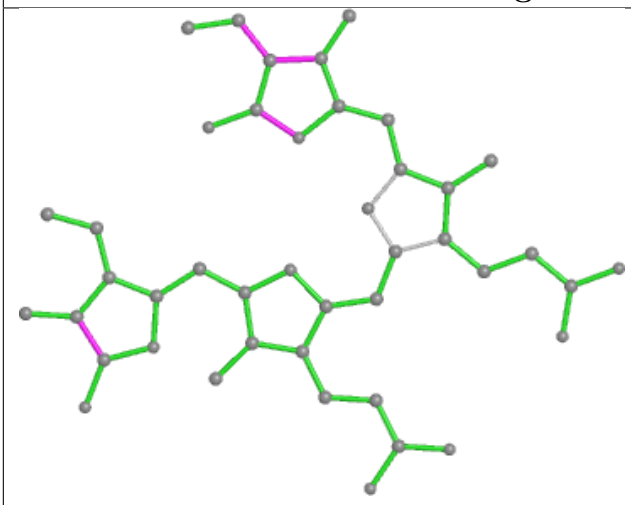

Bond lengths

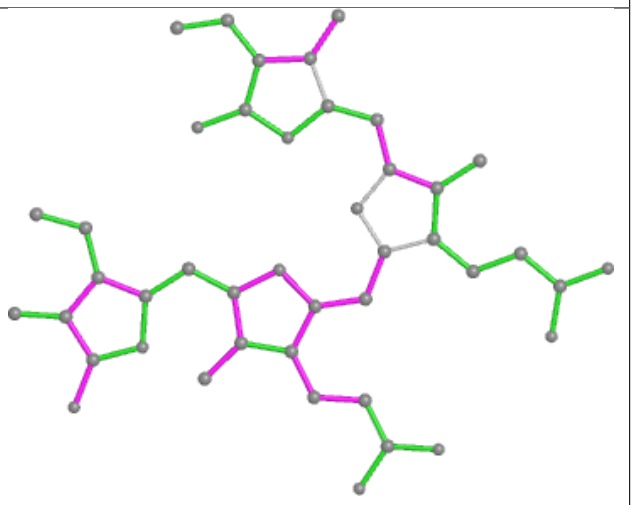

Bond angles

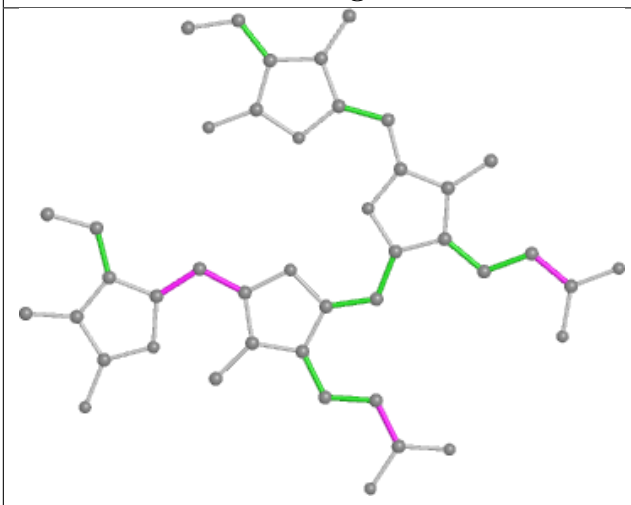

Torsions

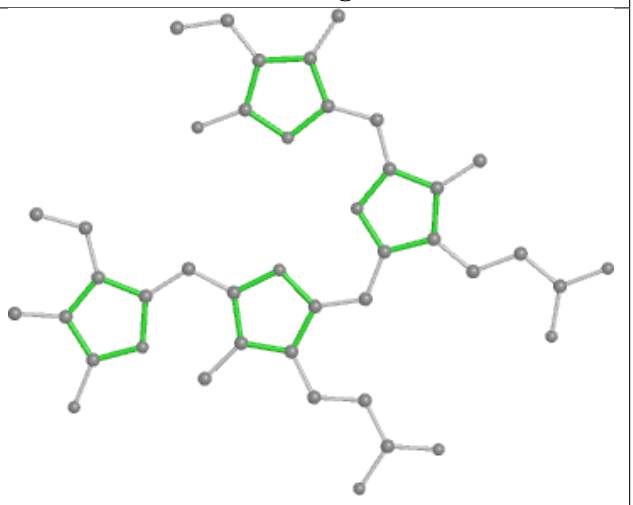

Rings

Ligand PEB S4 201

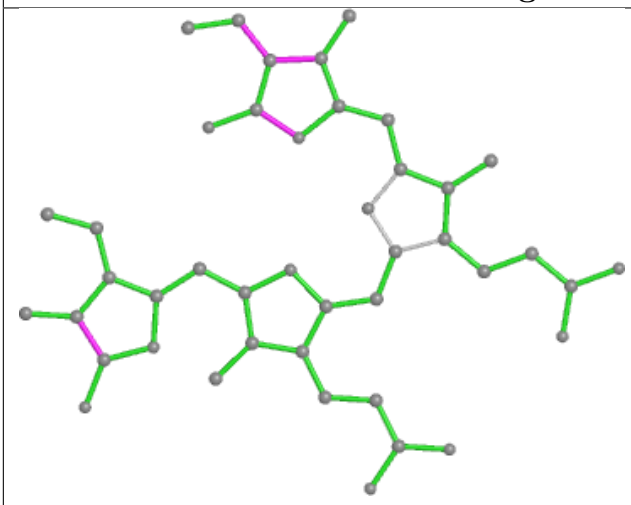

Bond lengths

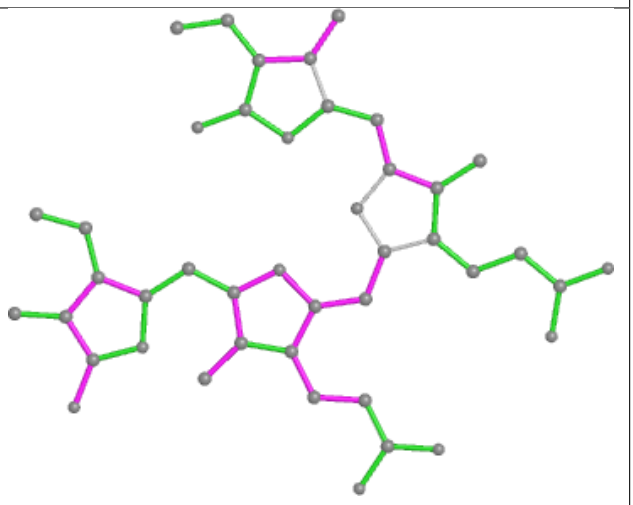

Bond angles

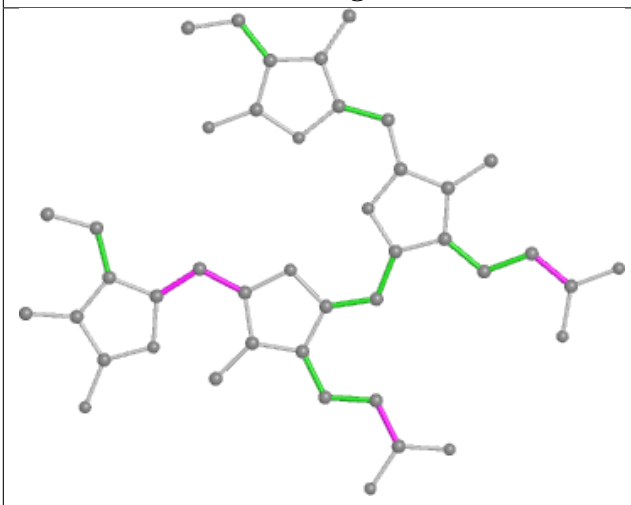

Torsions

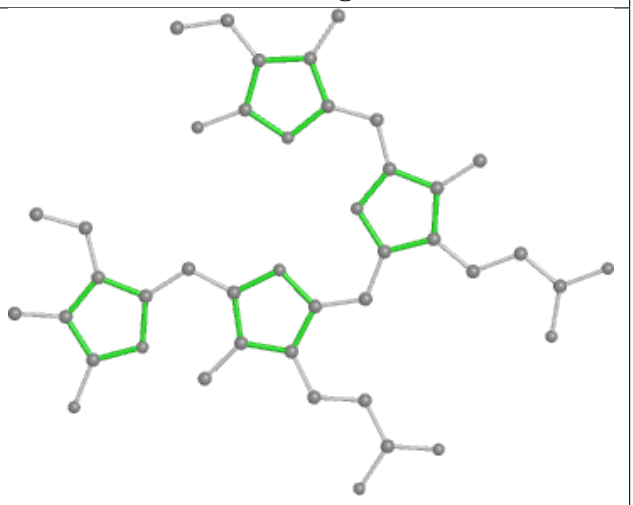

Rings

Ligand PUB hG 202

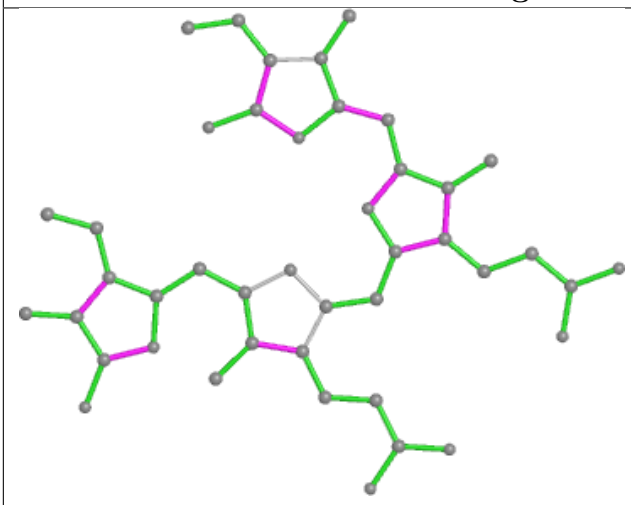

Bond lengths

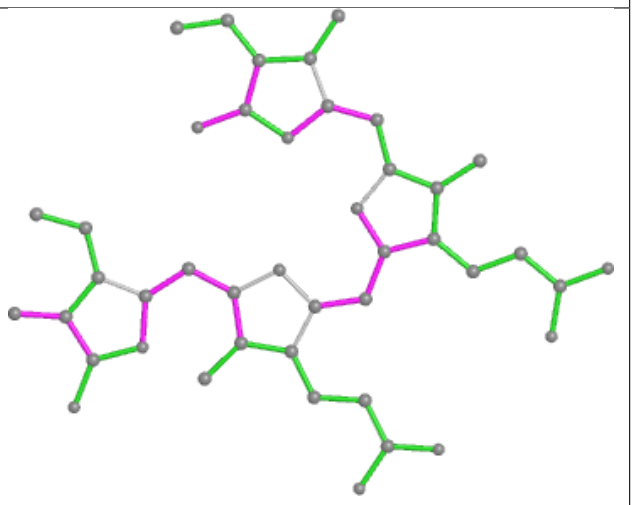

Bond angles

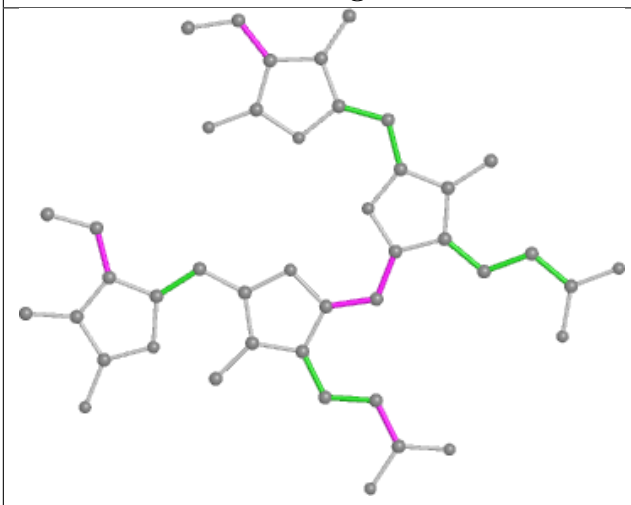

Torsions

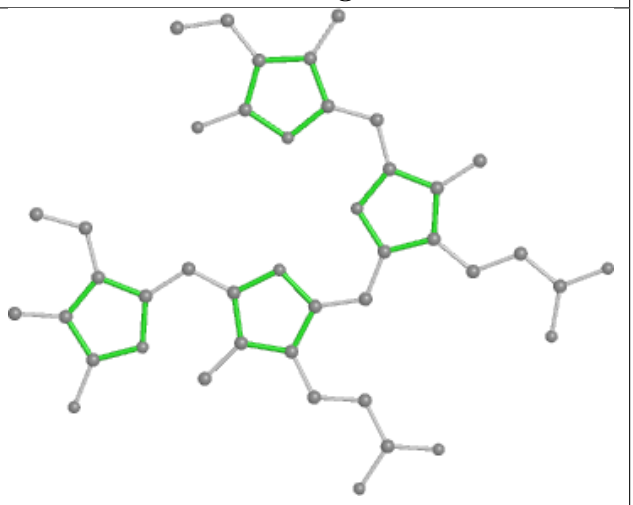

Rings

Ligand PEB B9 202

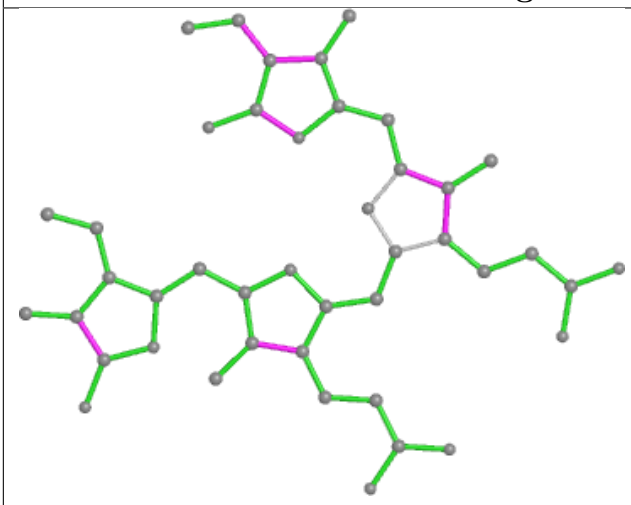

Bond lengths

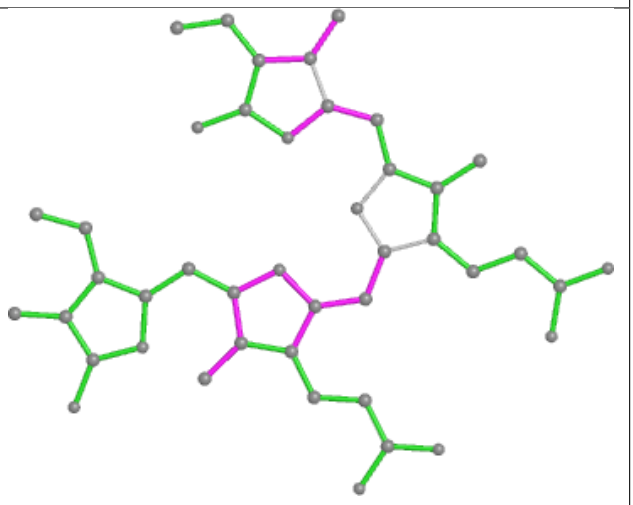

Bond angles

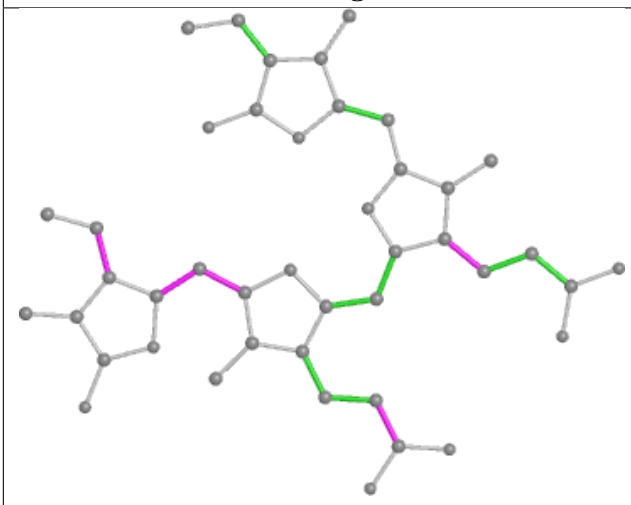

Torsions

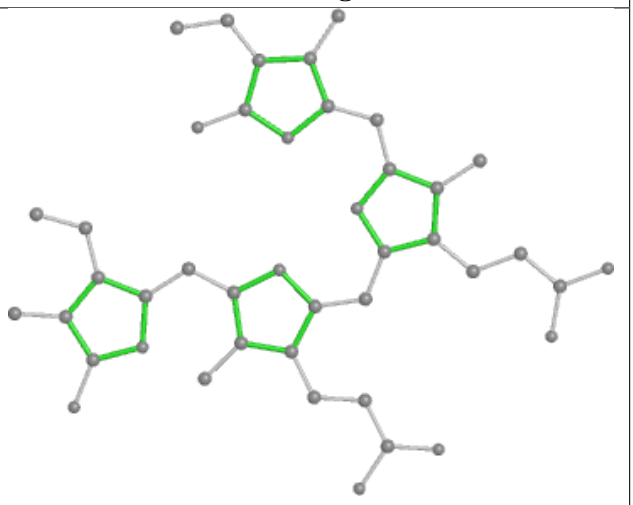

Rings

Ligand PEB fs 202

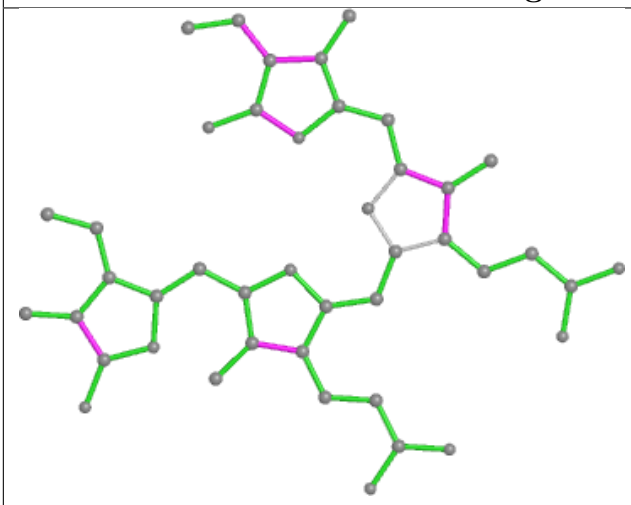

Bond lengths

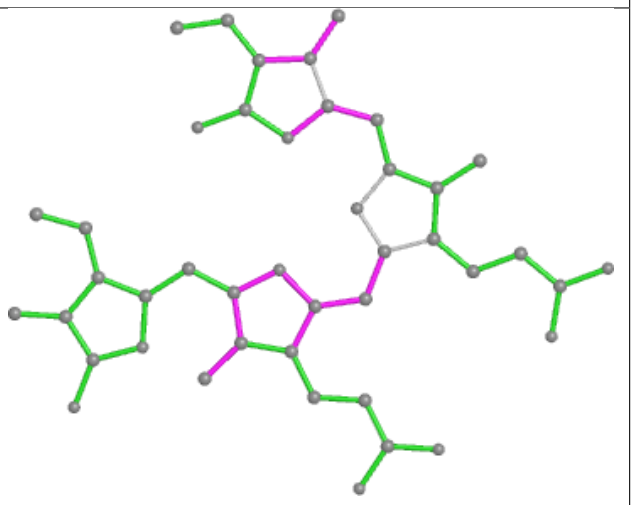

Bond angles

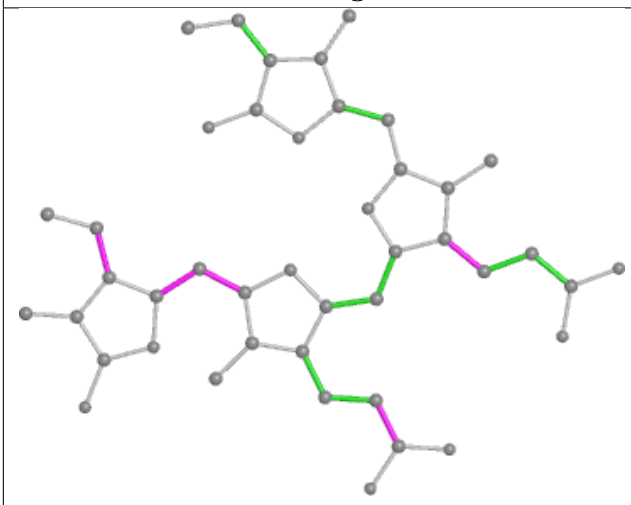

Torsions

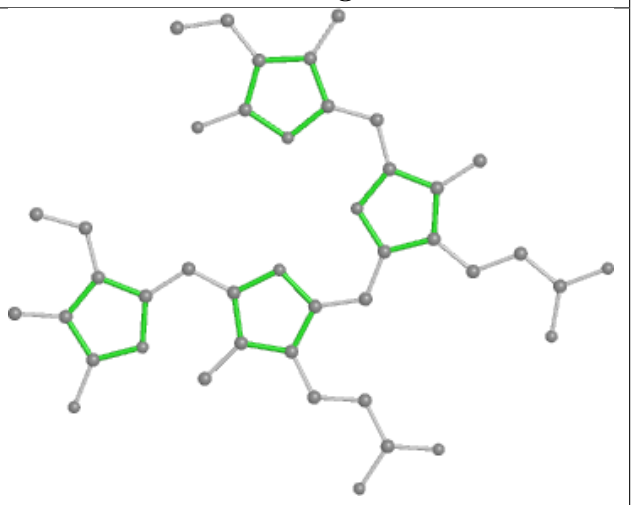

Rings

Ligand PEB bL 202

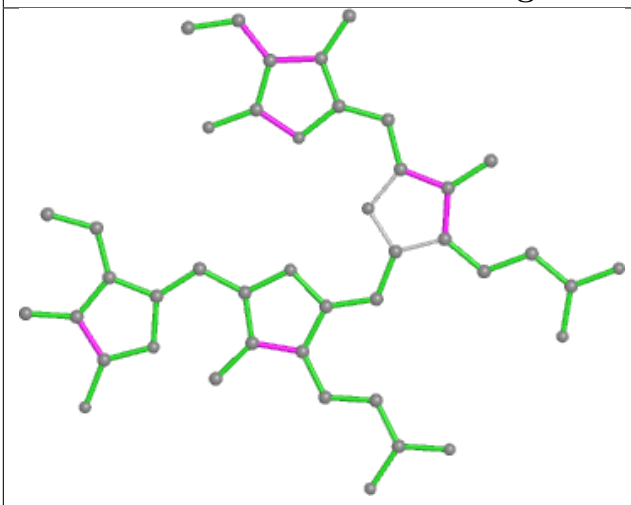

Bond lengths

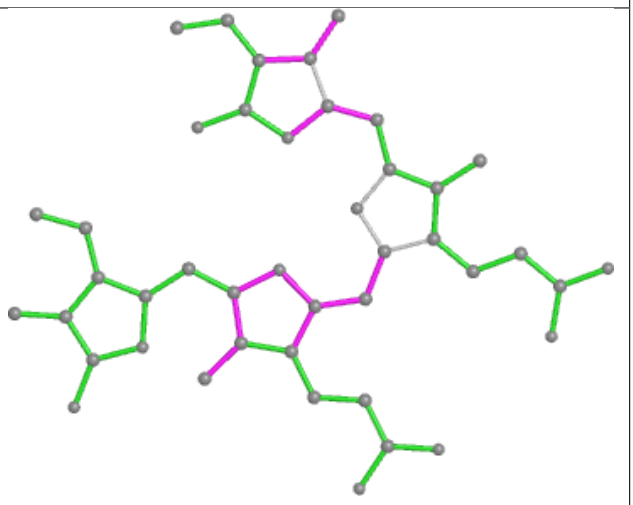

Bond angles

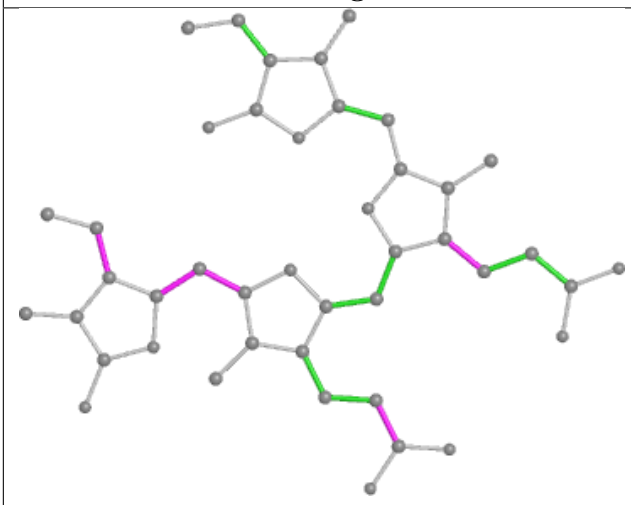

Torsions

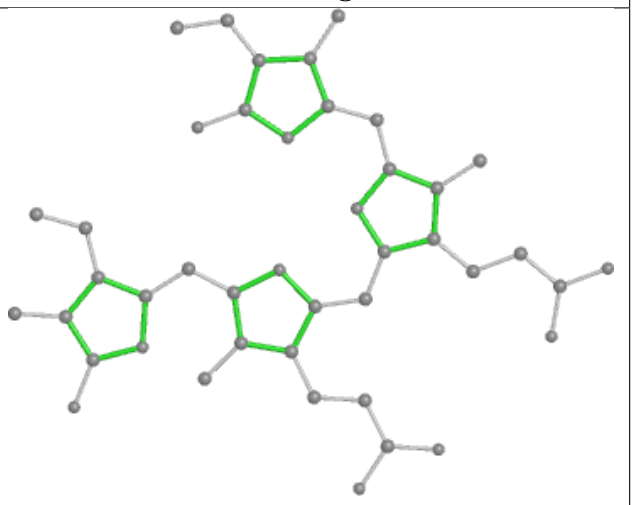

Rings

Ligand PEB ea 203

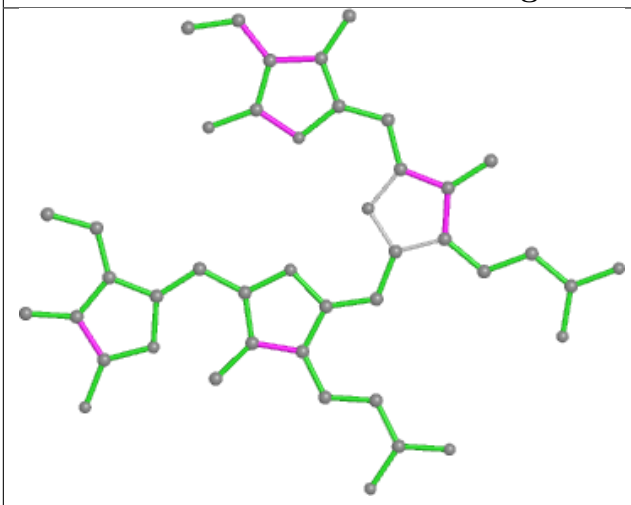

Bond lengths

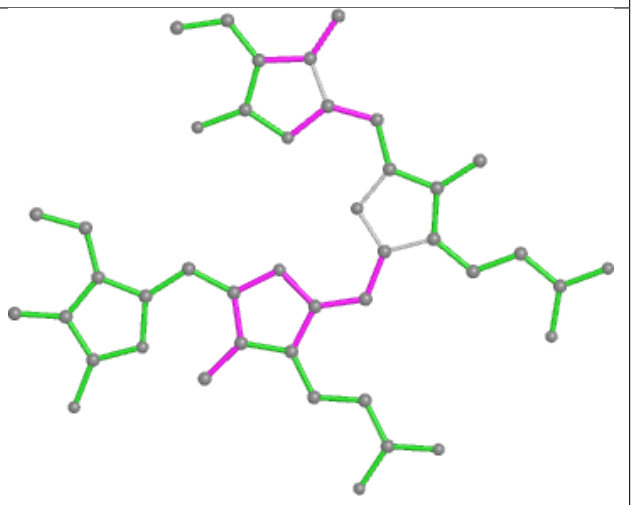

Bond angles

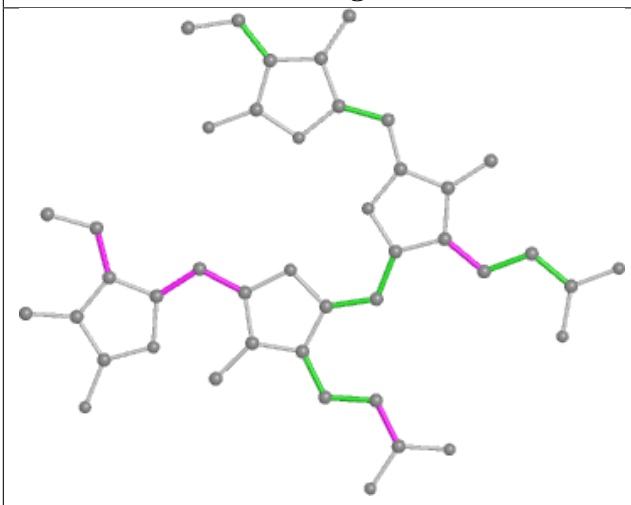

Torsions

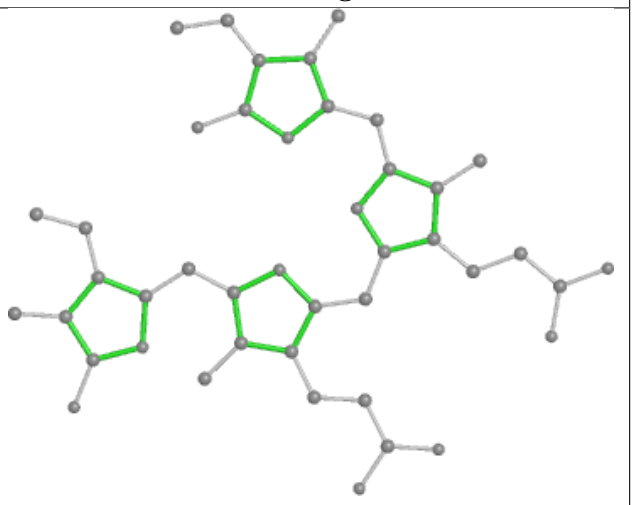

Rings

Ligand PEB ec 201

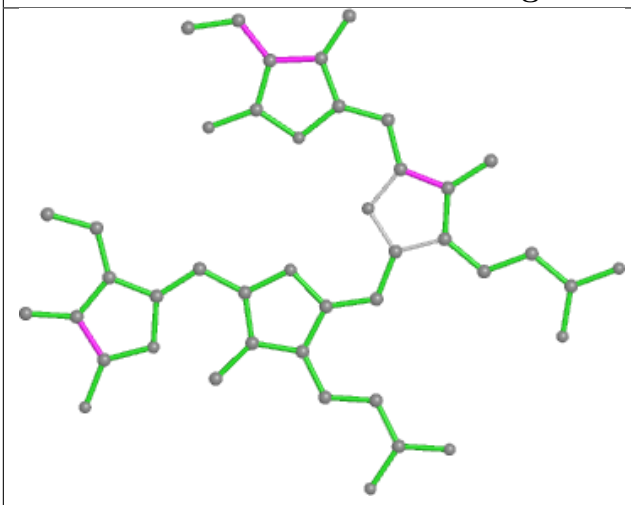

Bond lengths

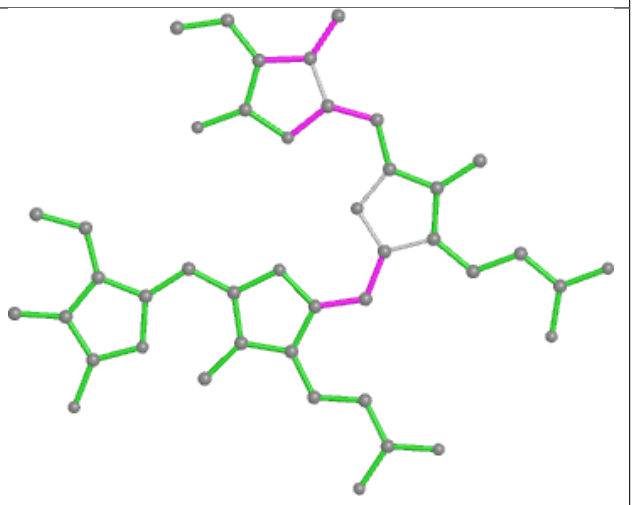

Bond angles

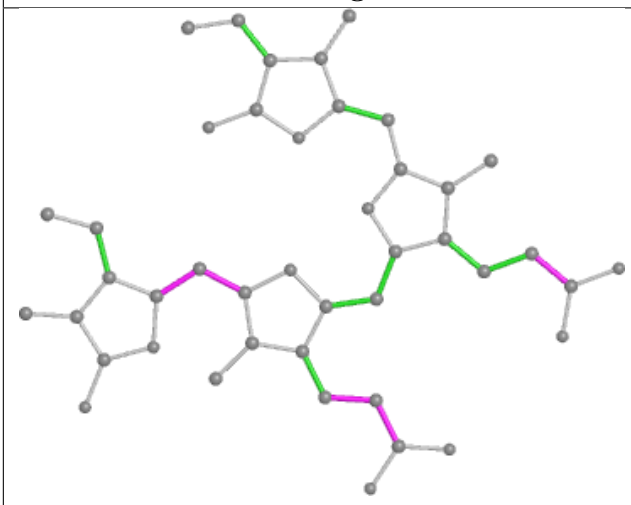

Torsions

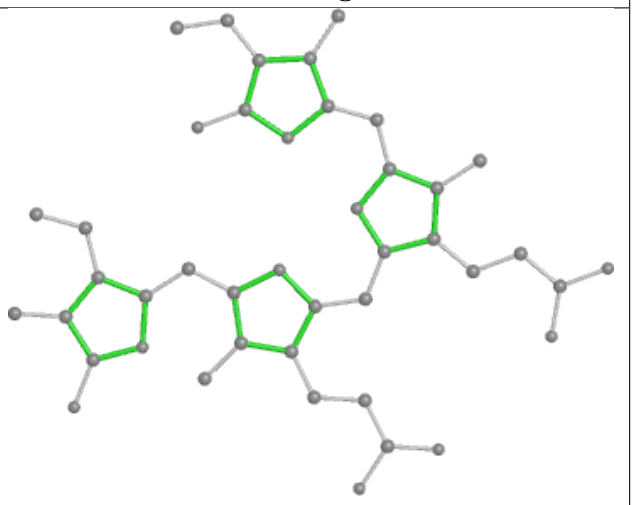

Rings

Ligand PEB ag 201

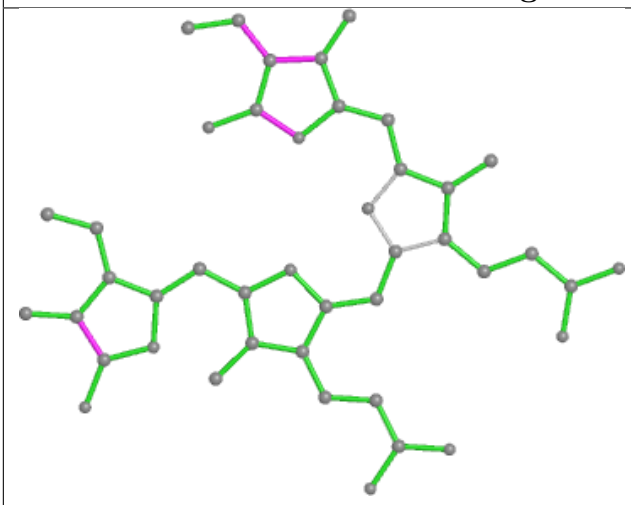

Bond lengths

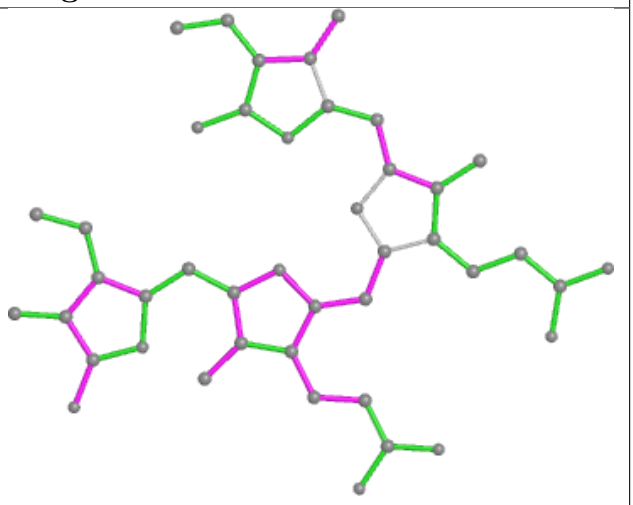

Bond angles

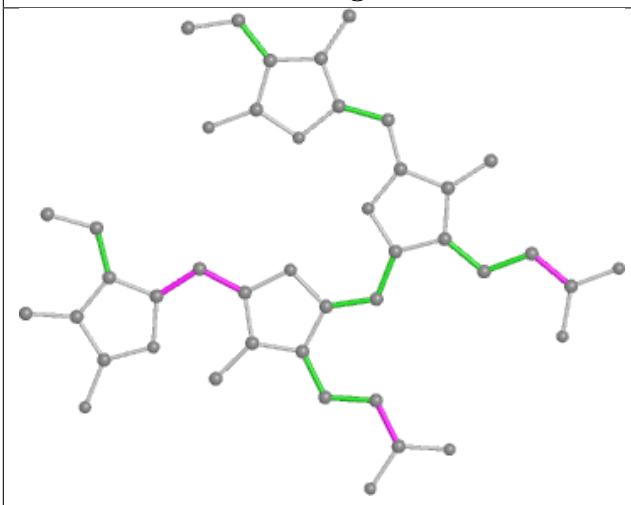

Torsions

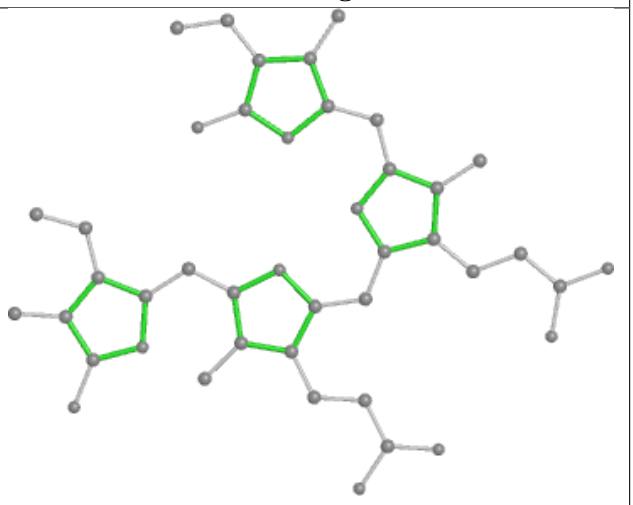

Rings

Ligand PEB cK 202

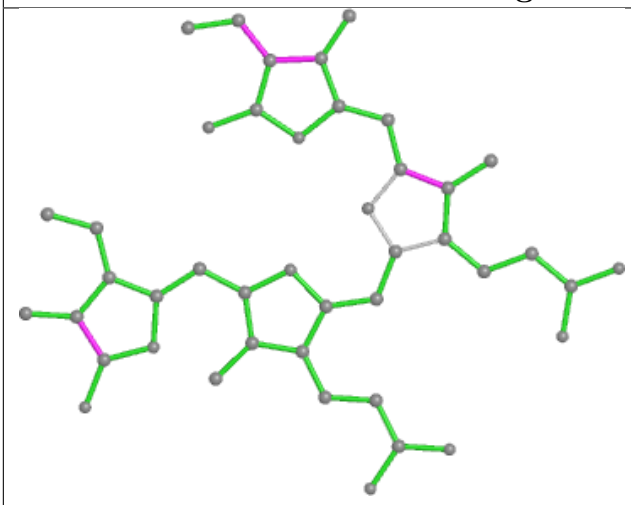

Bond lengths

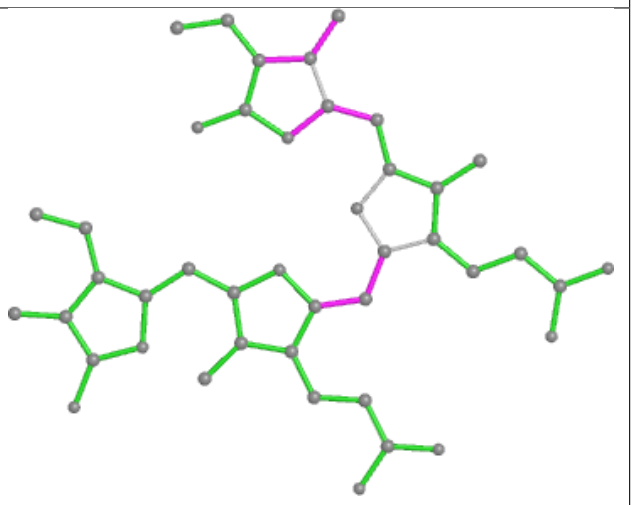

Bond angles

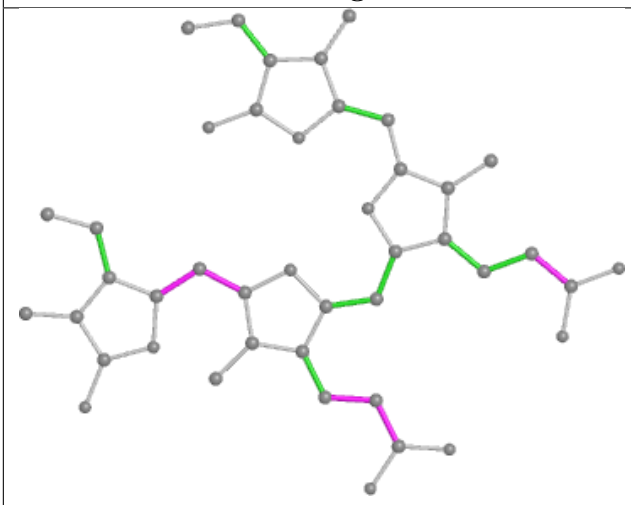

Torsions

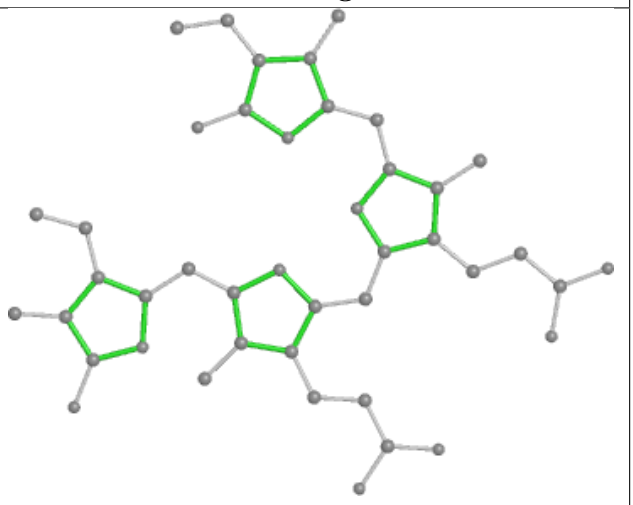

Rings

Ligand PEB hI 202

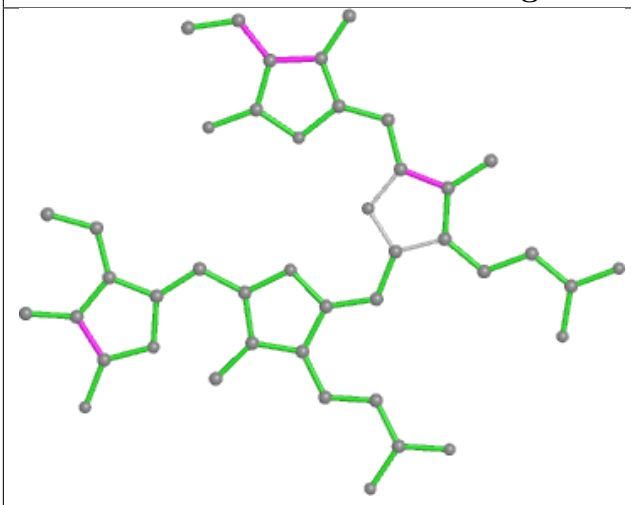

Bond lengths

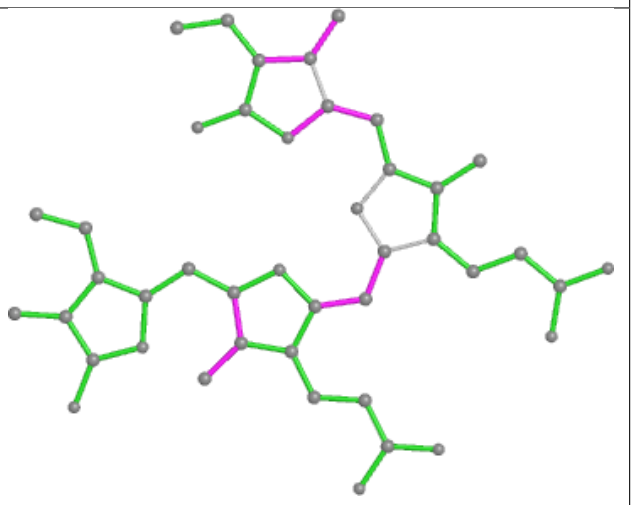

Bond angles

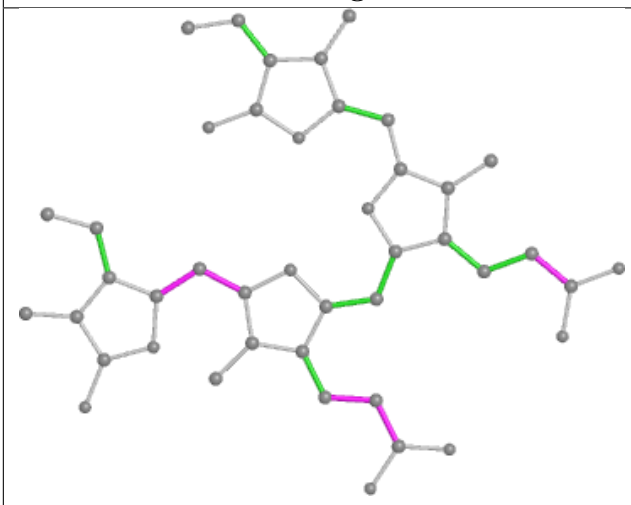

Torsions

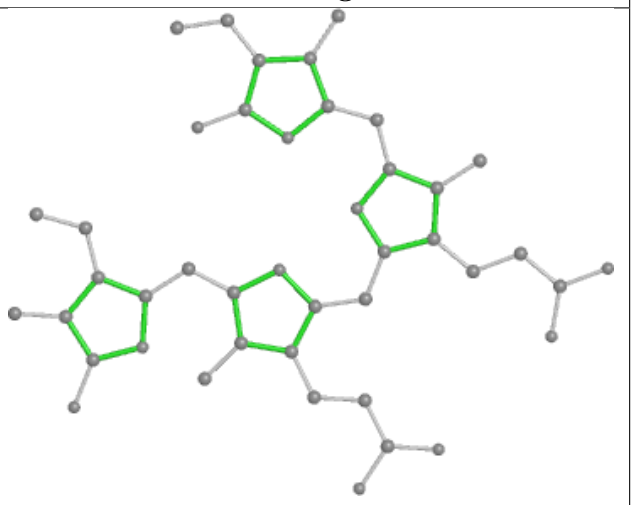

Rings

Ligand PUB z3 203

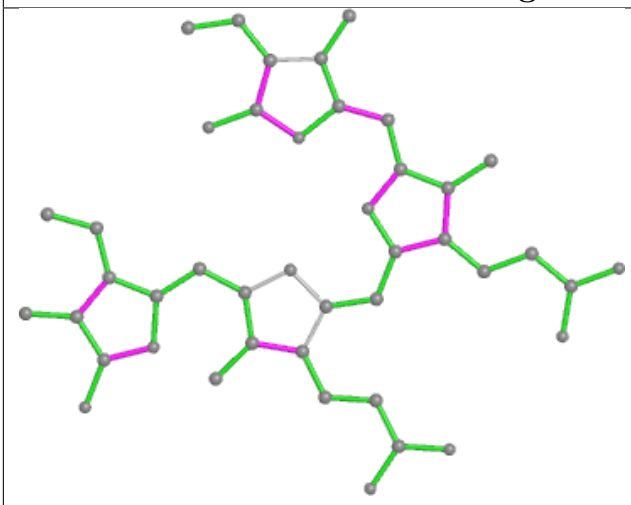

Bond lengths

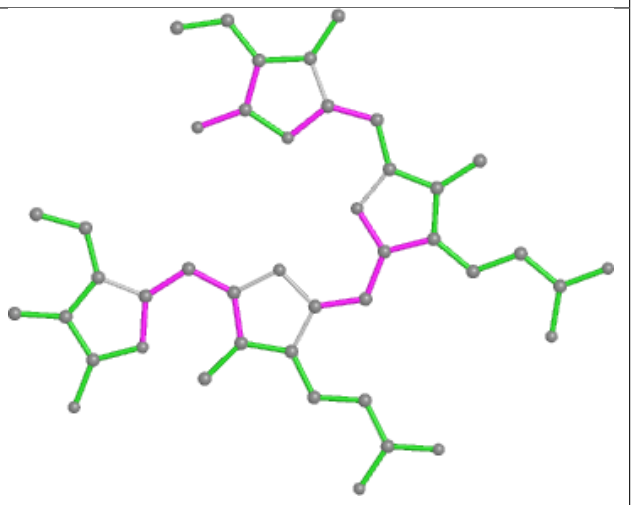

Bond angles

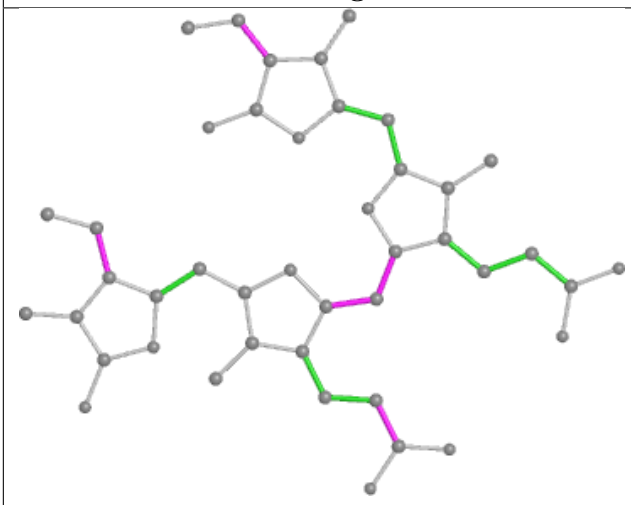

Torsions

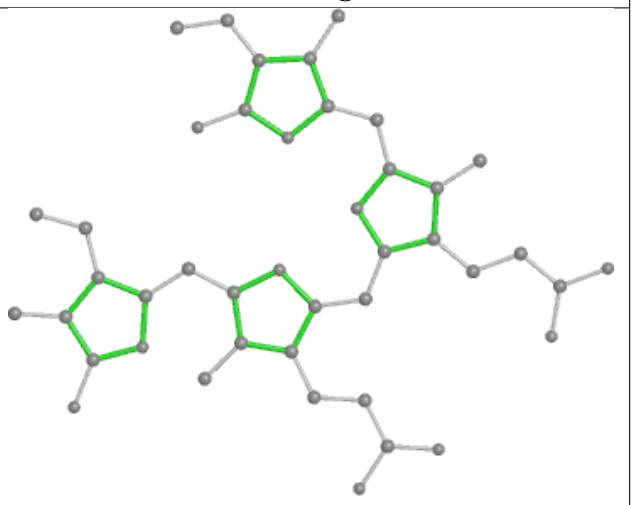

Rings

Ligand PEB r5 201

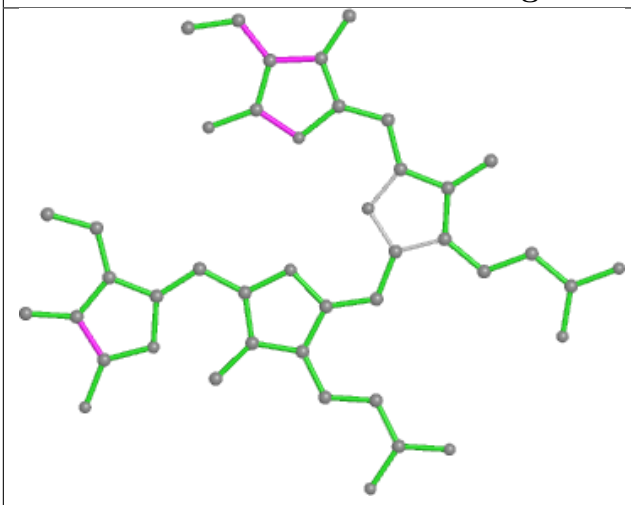

Bond lengths

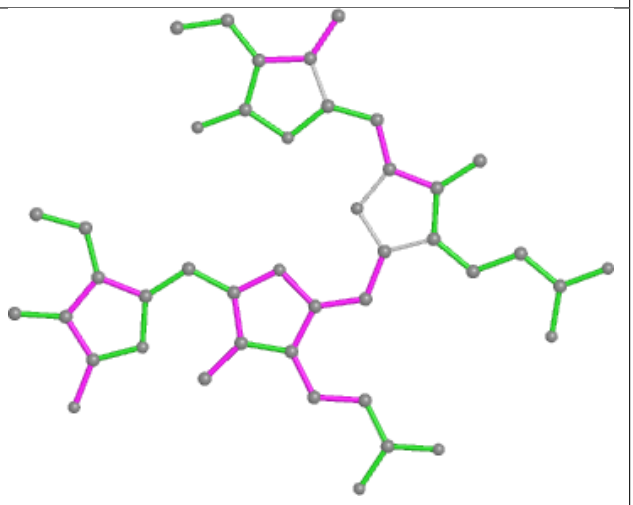

Bond angles

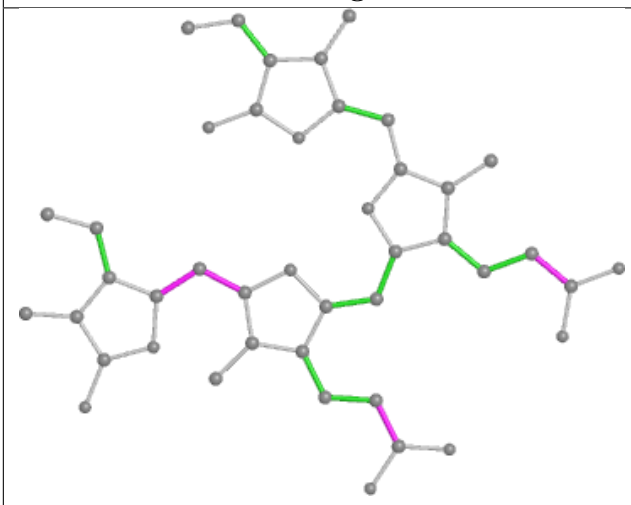

Torsions

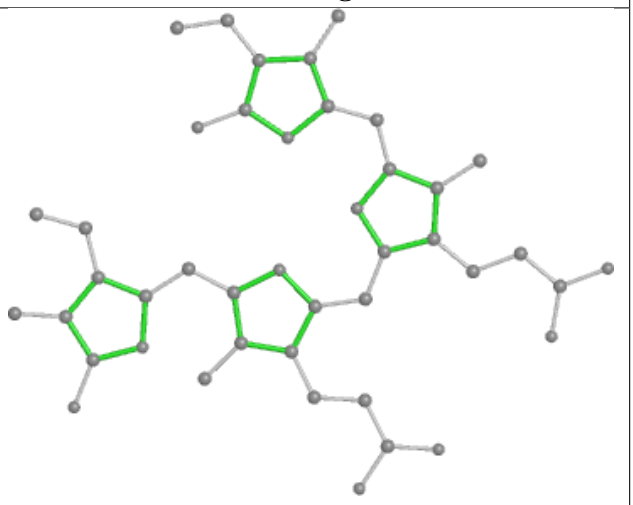

Rings

Ligand PEB v4 201

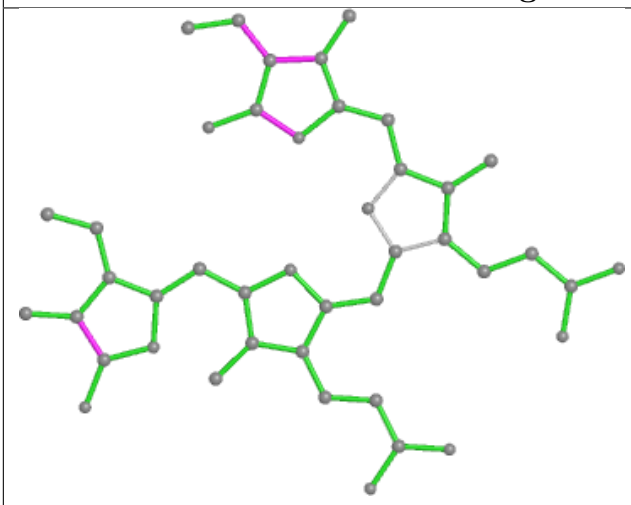

Bond lengths

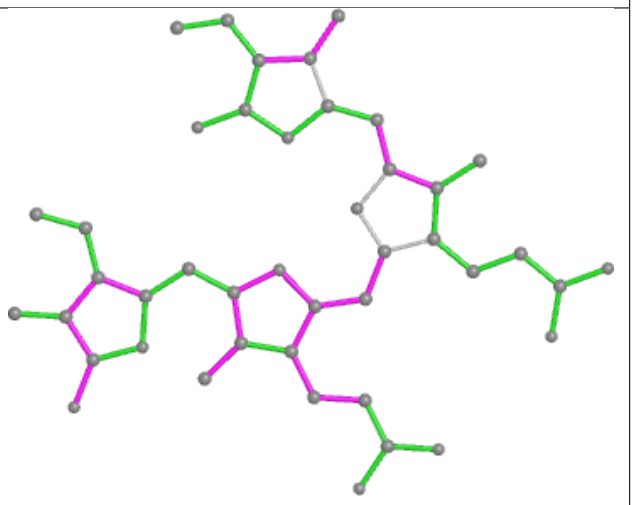

Bond angles

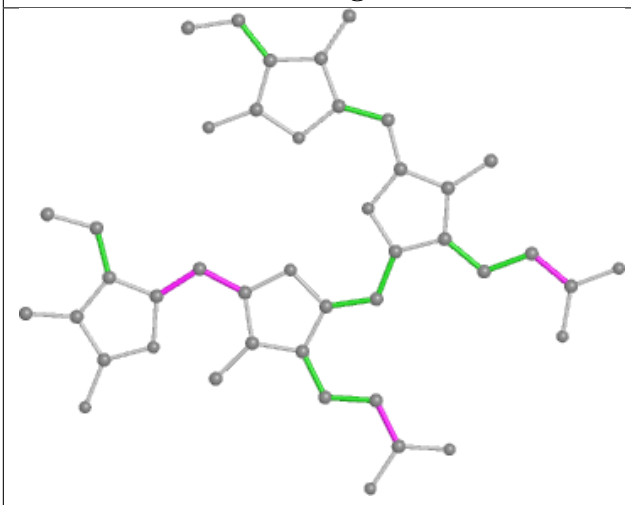

Torsions

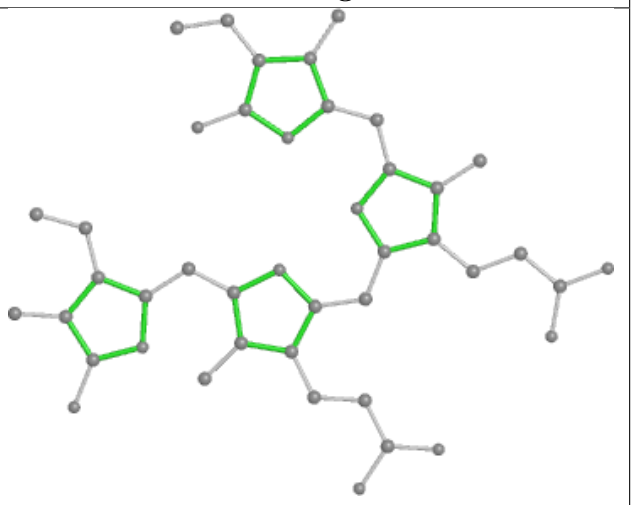

Rings

Ligand PUB C8 203

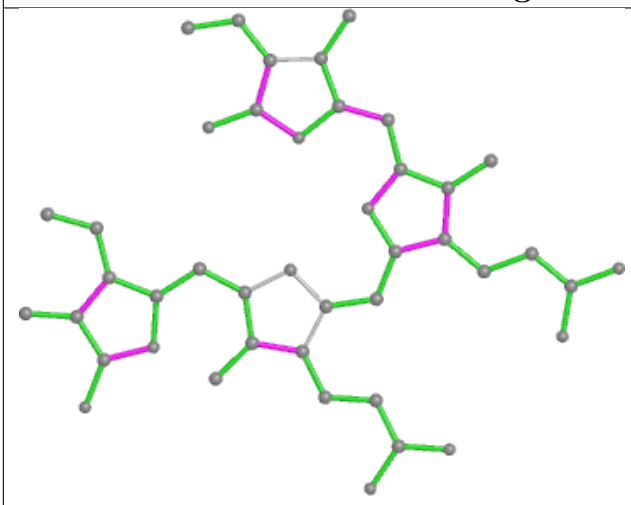

Bond lengths

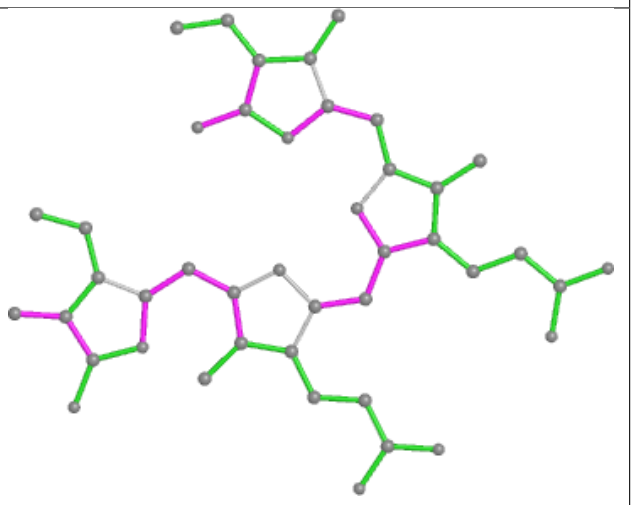

Bond angles

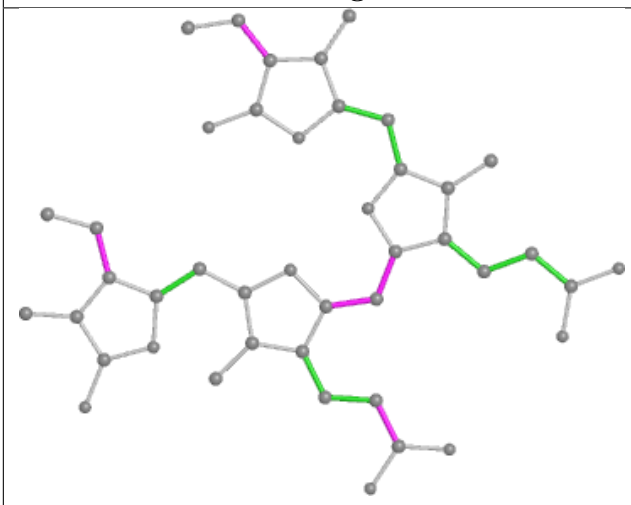

Torsions

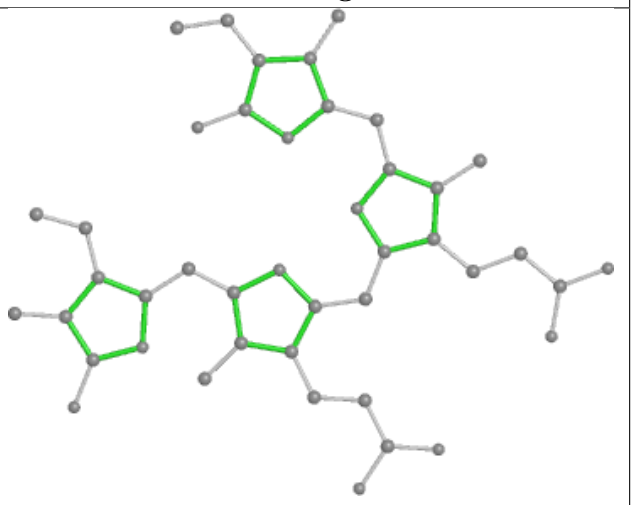

Rings

Ligand PEB bh 201

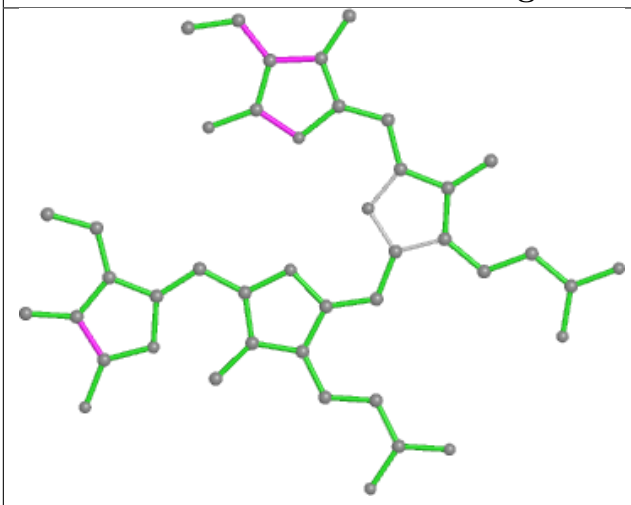

Bond lengths

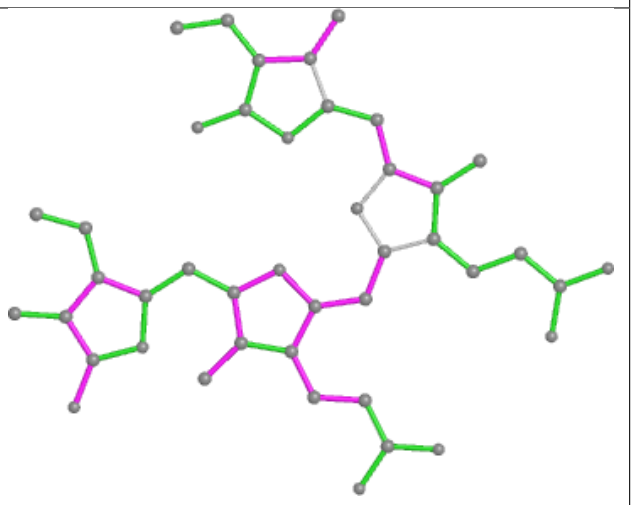

Bond angles

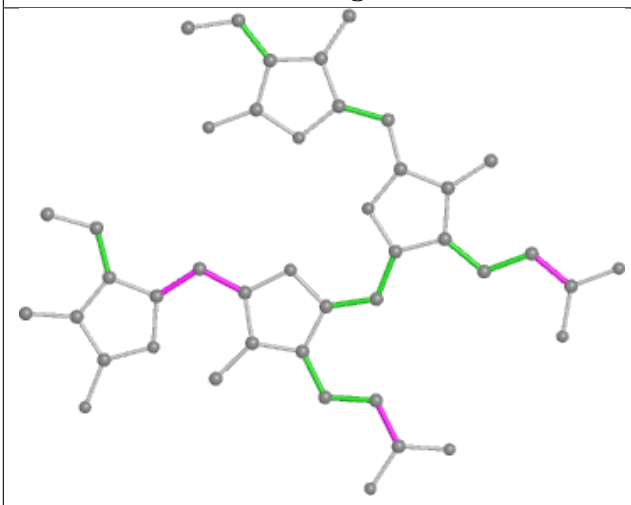

Torsions

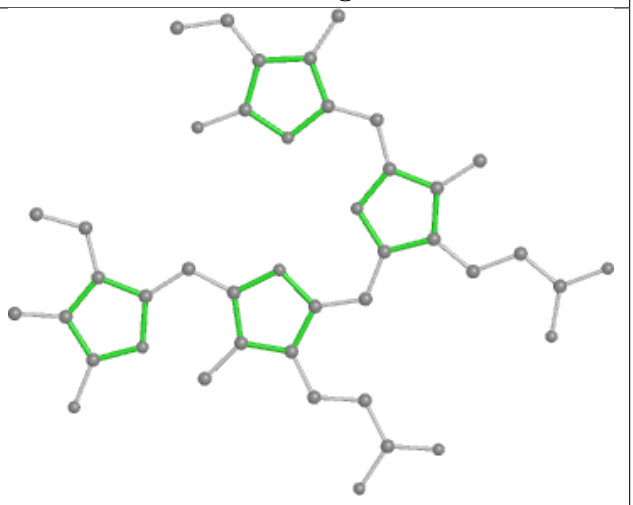

Rings

Ligand PUB n3 203

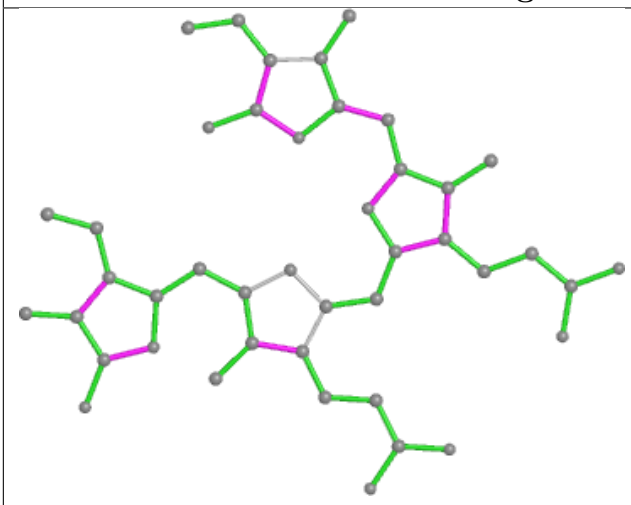

Bond lengths

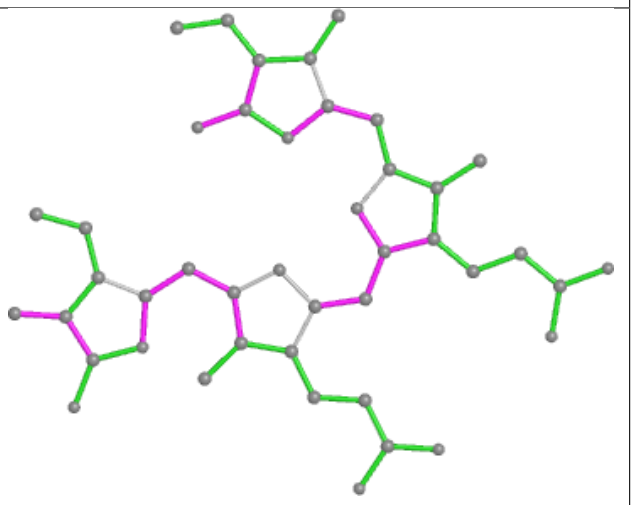

Bond angles

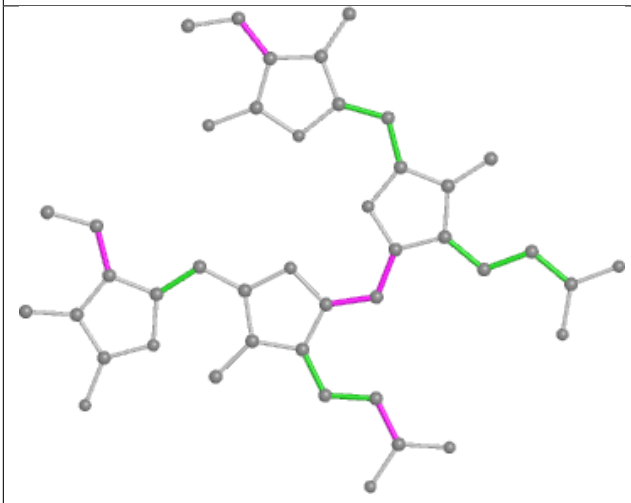

Torsions

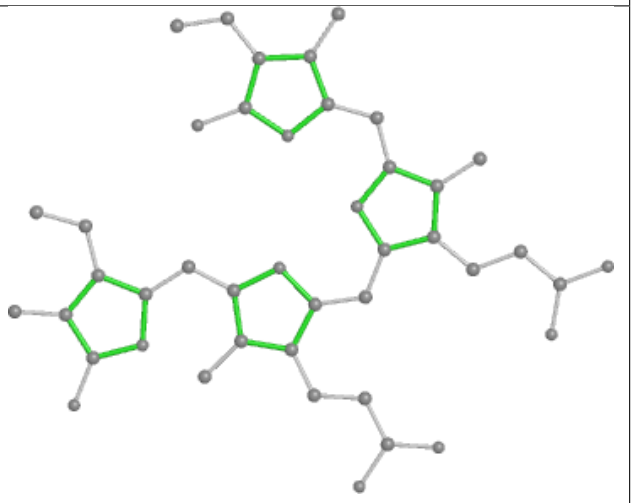

Rings

Ligand PEB t8 202

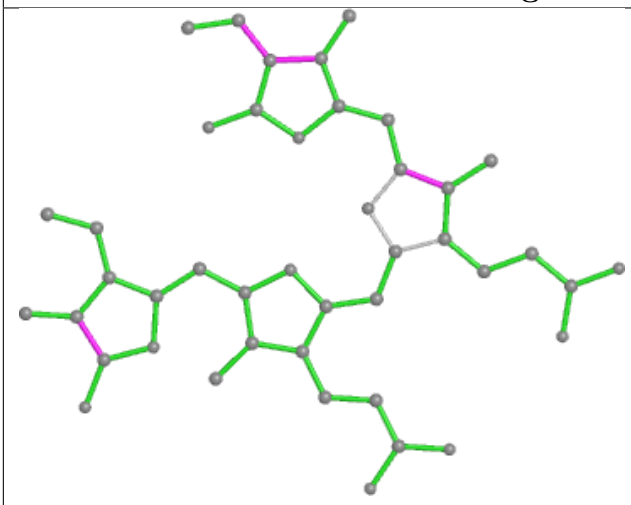

Bond lengths

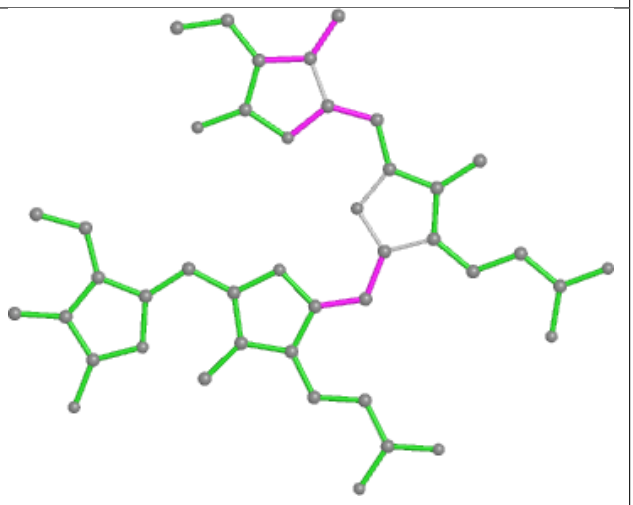

Bond angles

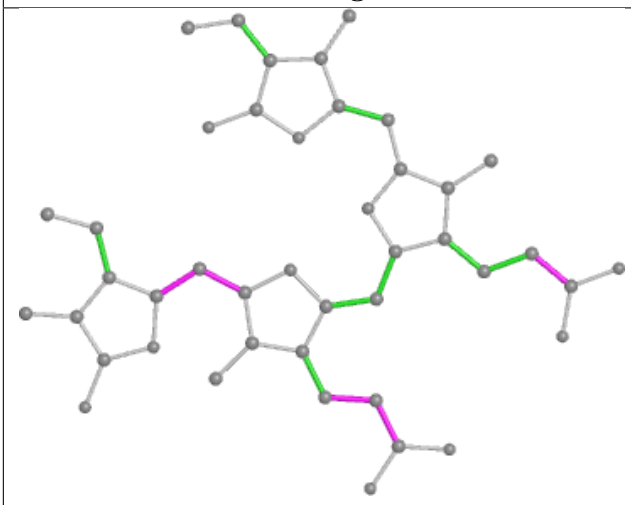

Torsions

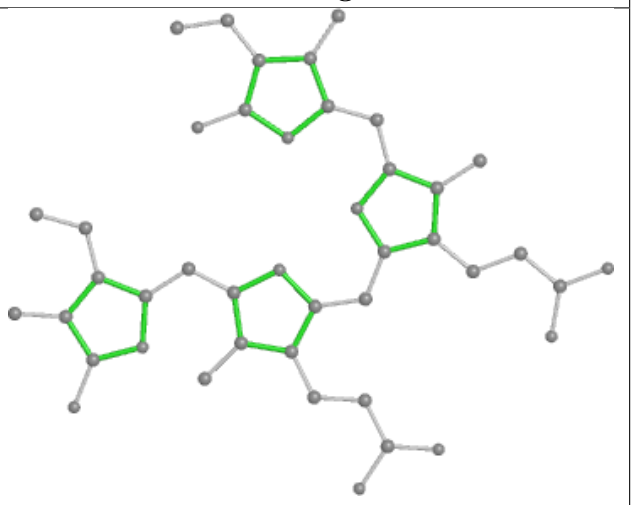

Rings

Ligand PEB dx 404

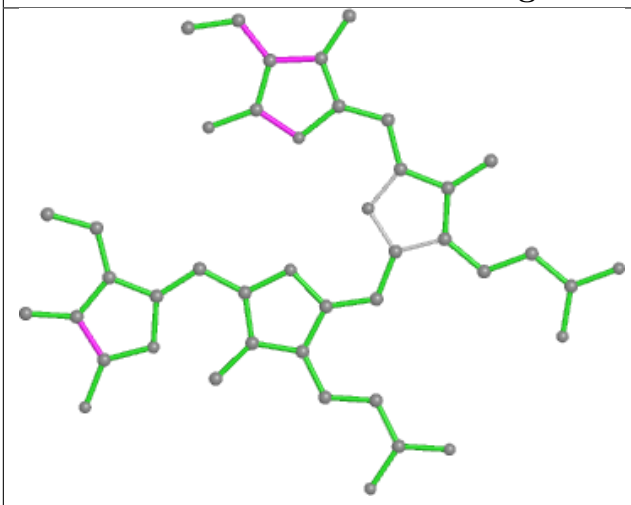

Bond lengths

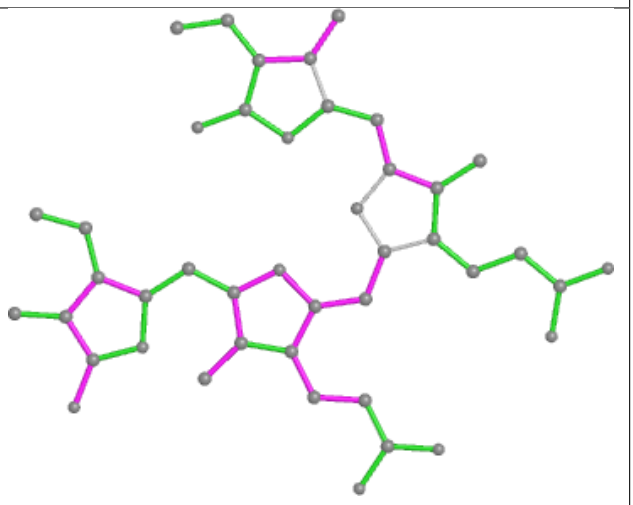

Bond angles

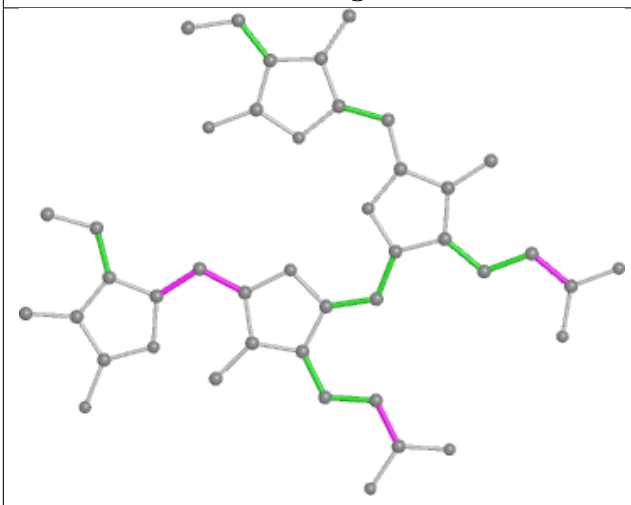

Torsions

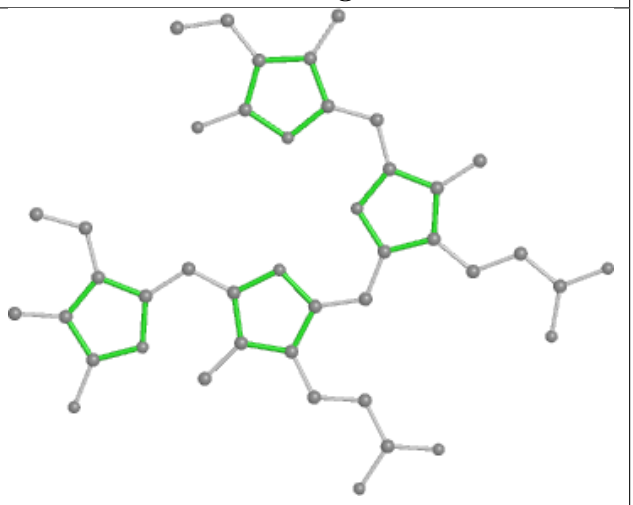

Rings

Ligand PEB p3 202

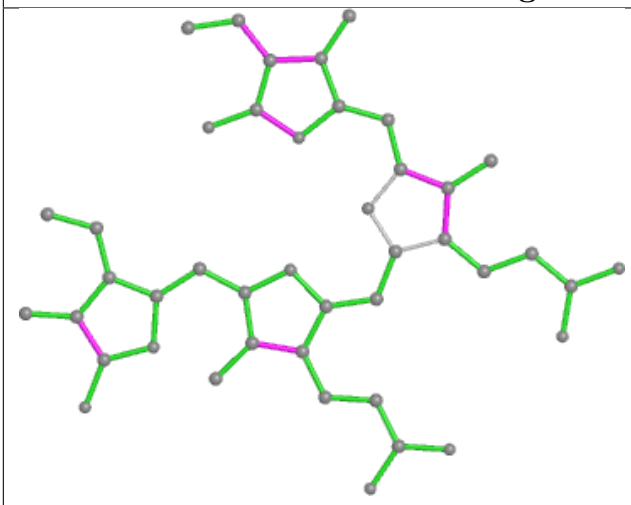

Bond lengths

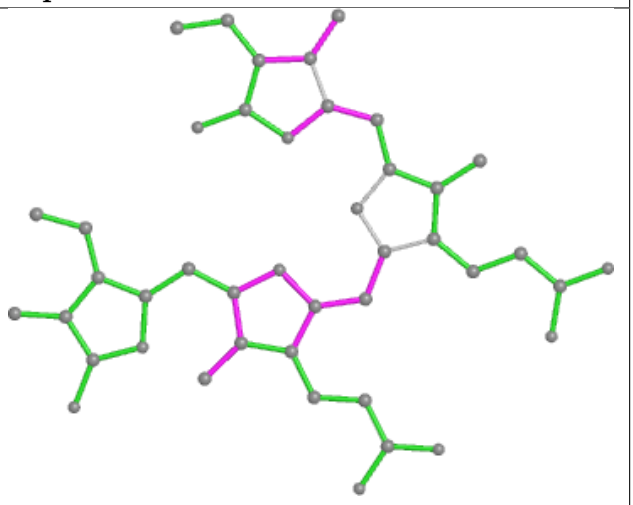

Bond angles

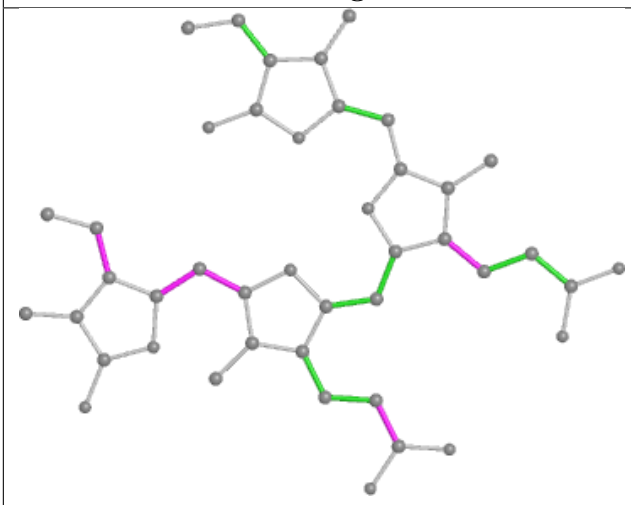

Torsions

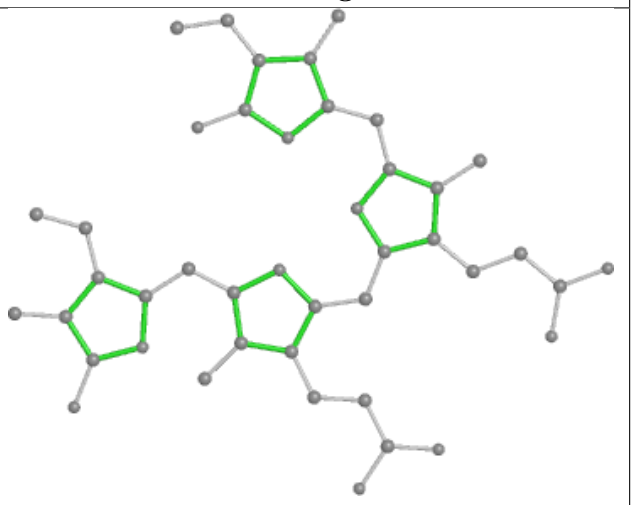

Rings

Ligand PUB bY 1005

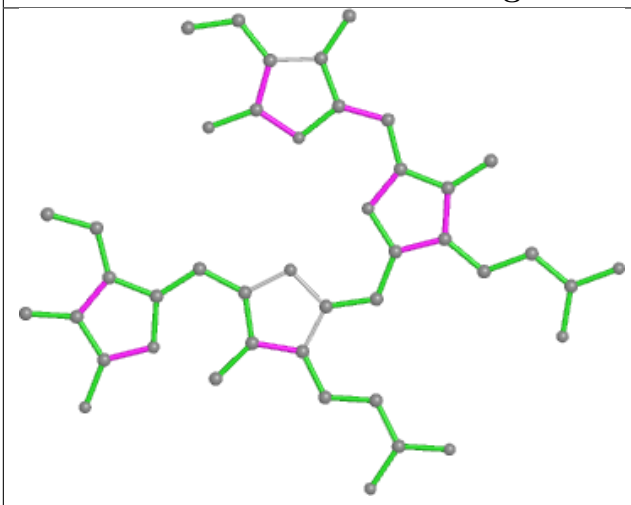

Bond lengths

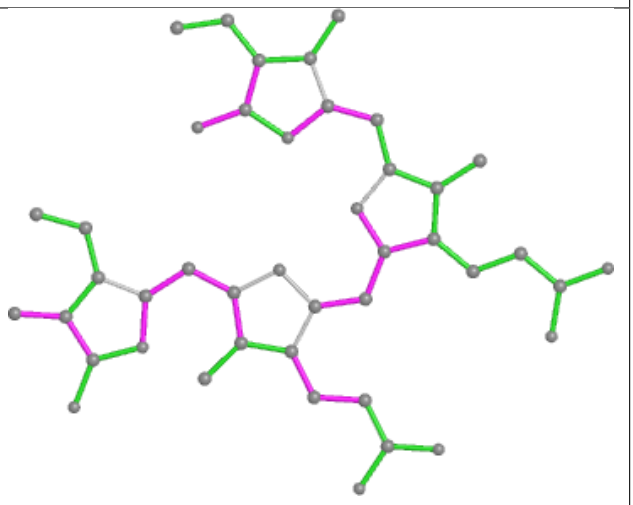

Bond angles

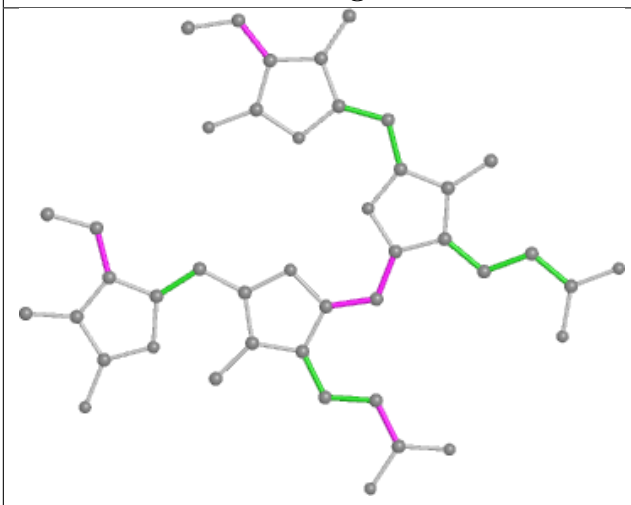

Torsions

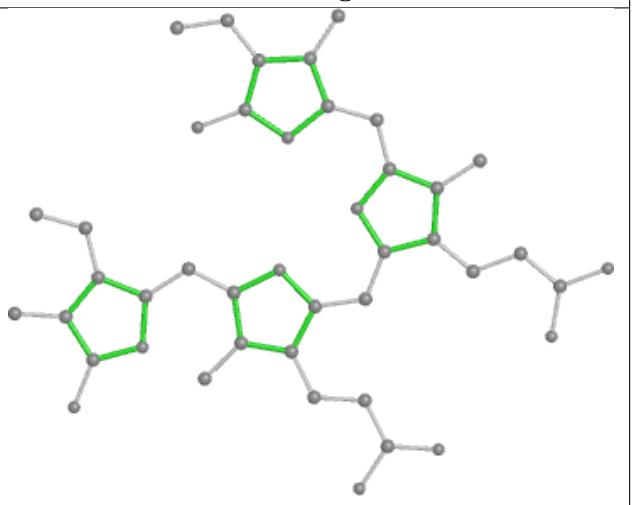

Rings

Ligand PUB co 202

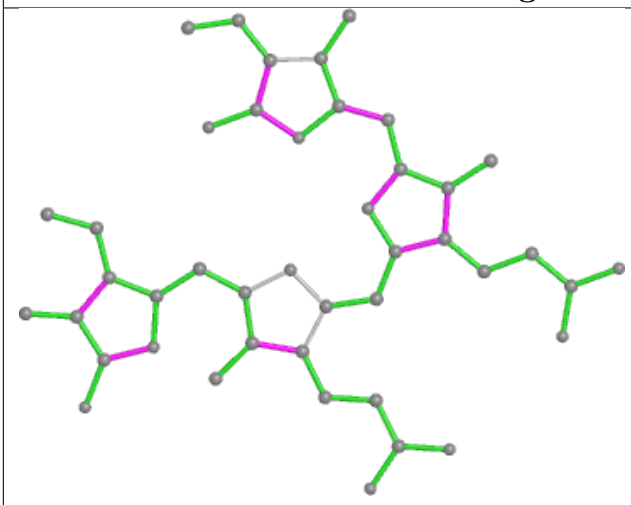

Bond lengths

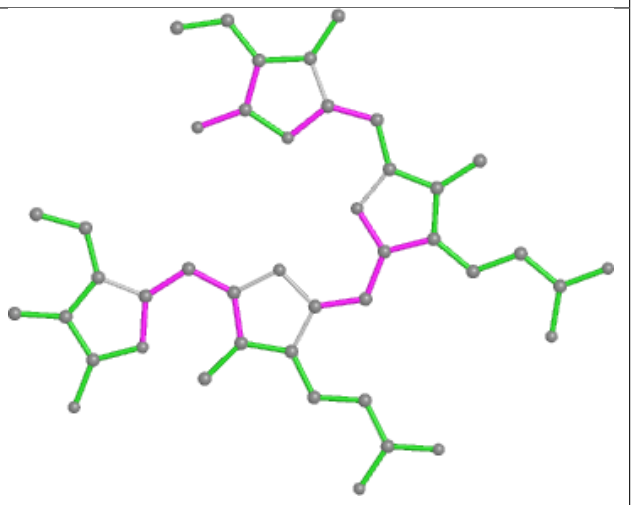

Bond angles

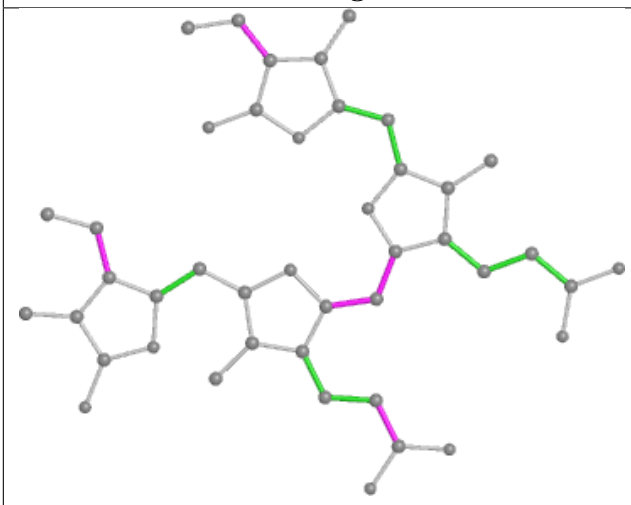

Torsions

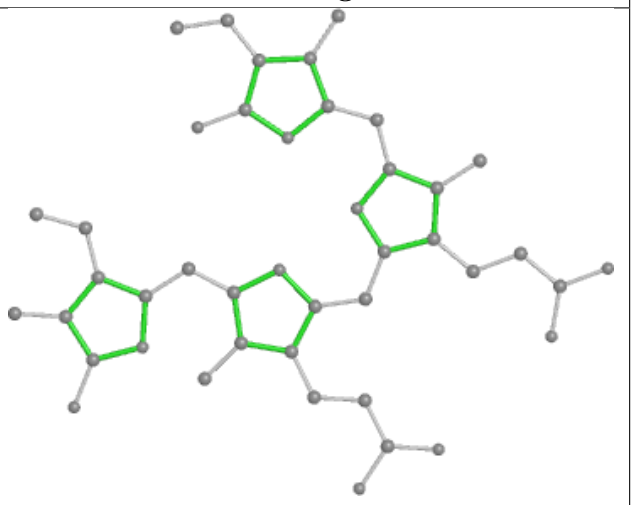

Rings

Ligand PEB l2 202

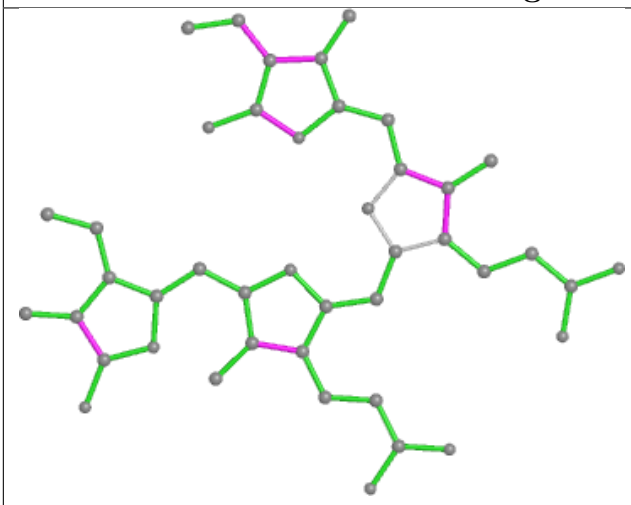

Bond lengths

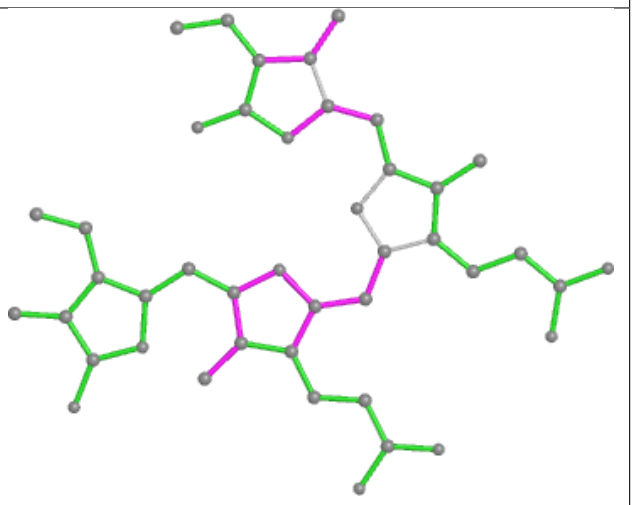

Bond angles

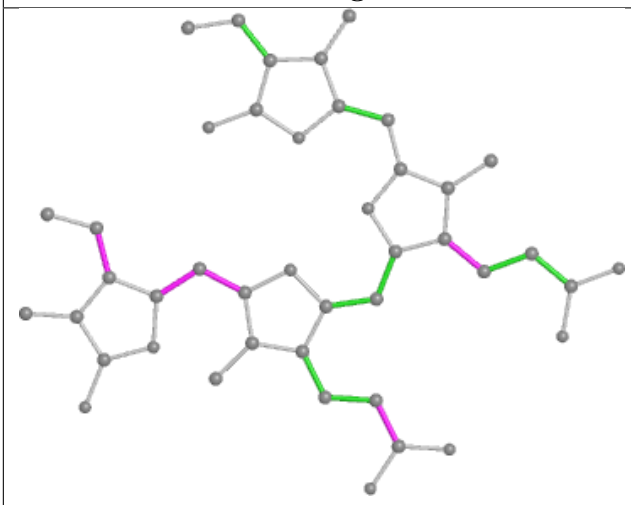

Torsions

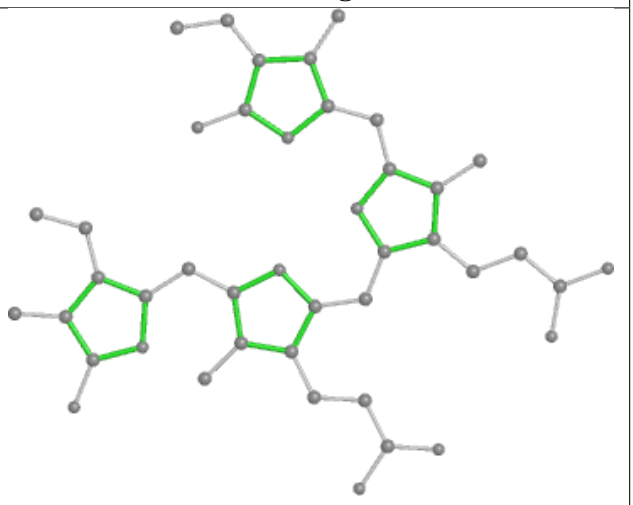

Rings

Ligand PEB lk 202

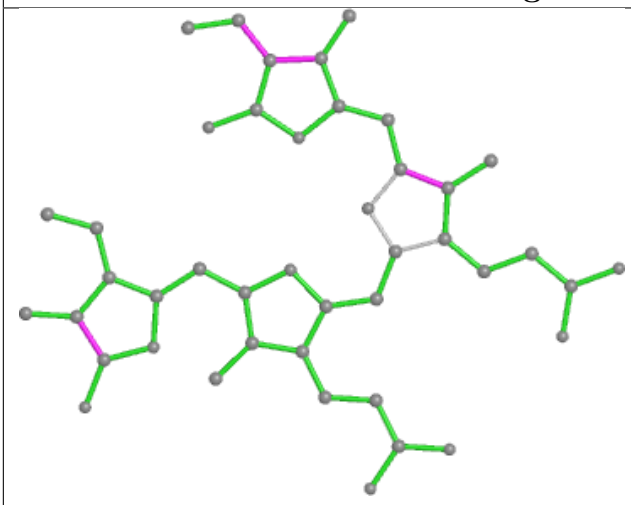

Bond lengths

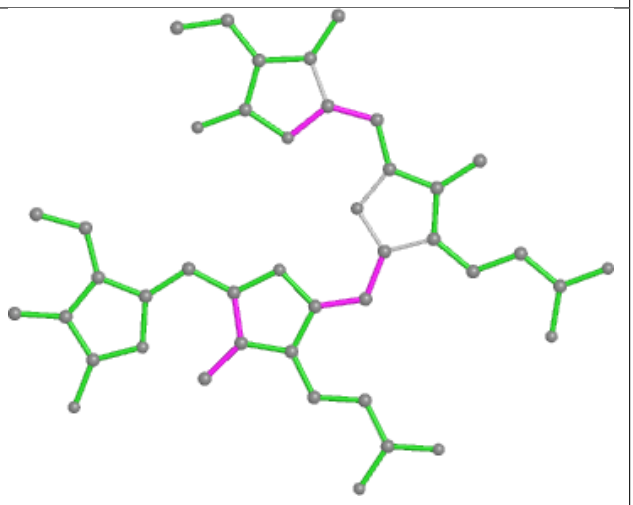

Bond angles

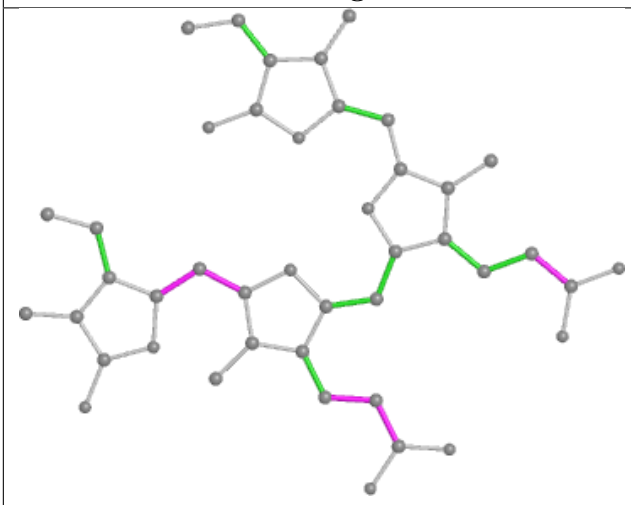

Torsions

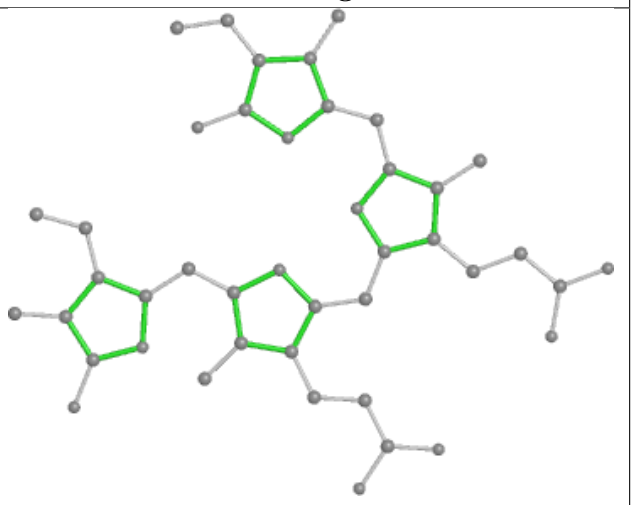

Rings

Ligand PEB k7 1002

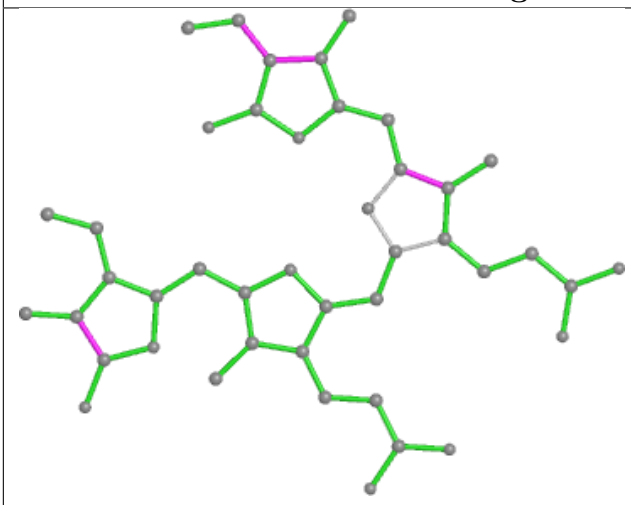

Bond lengths

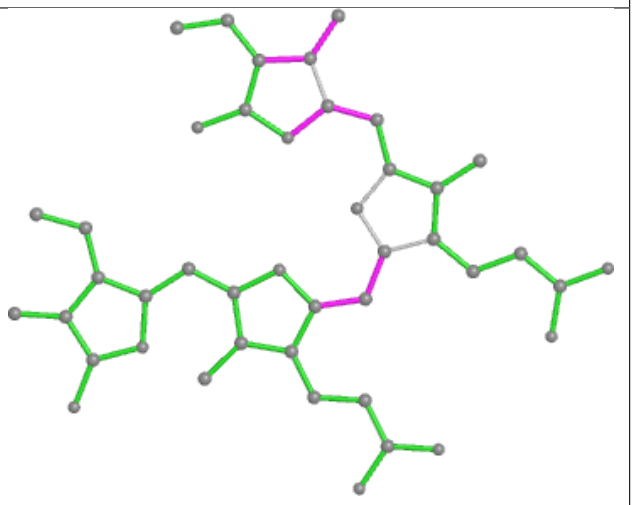

Bond angles

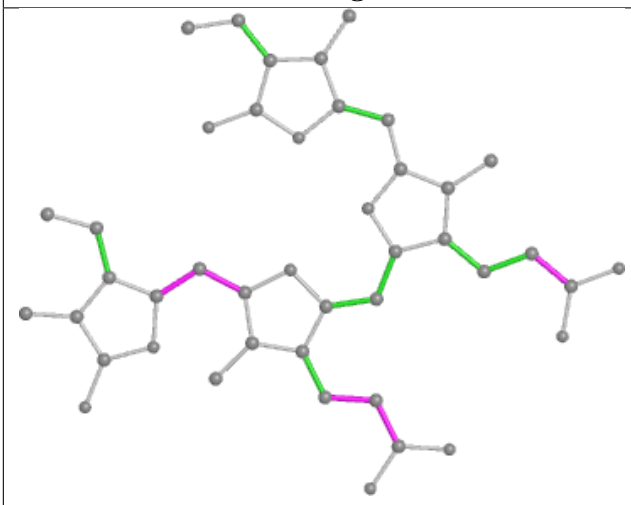

Torsions

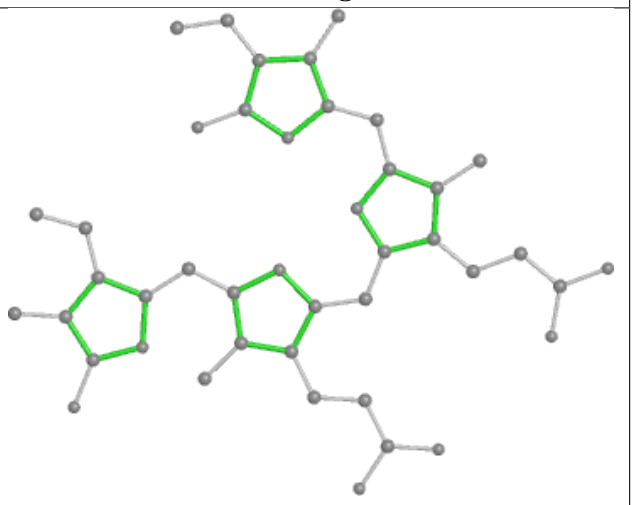

Rings

Ligand PEB T2 202

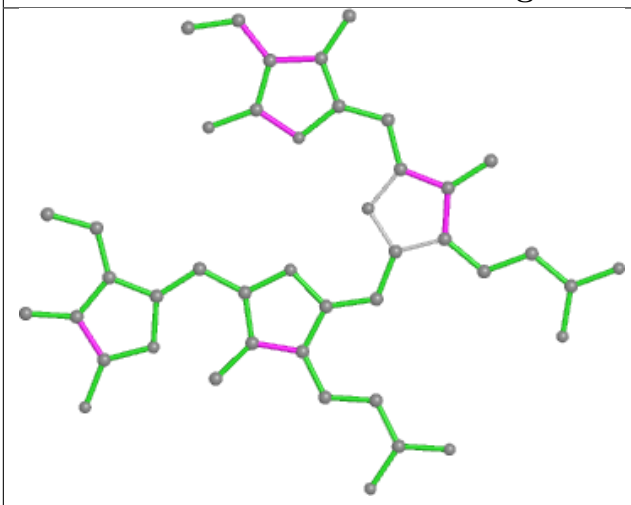

Bond lengths

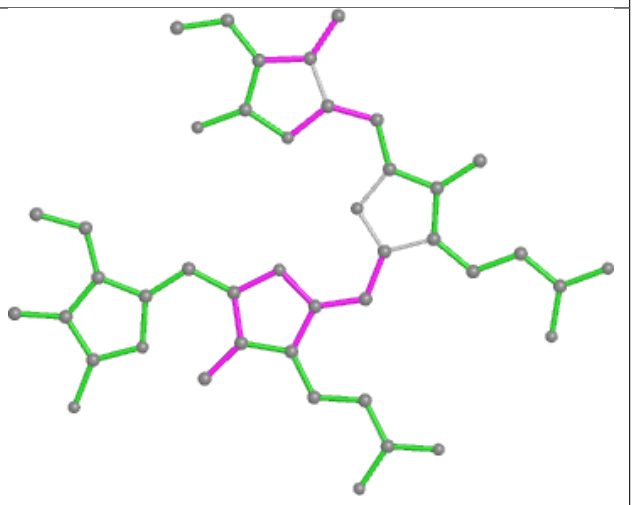

Bond angles

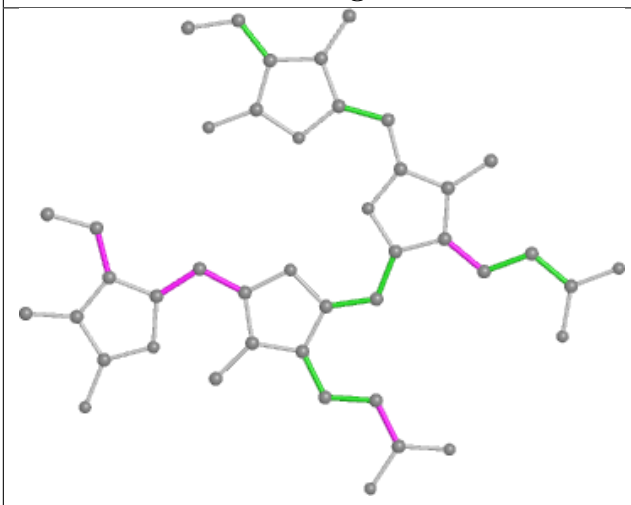

Torsions

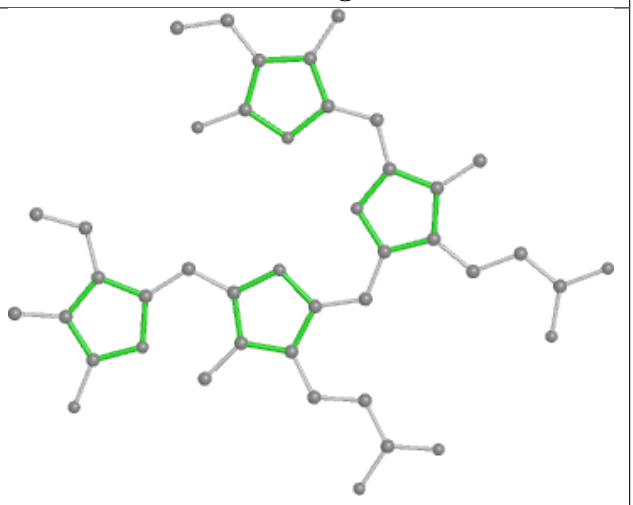

Rings

Ligand PEB df 201

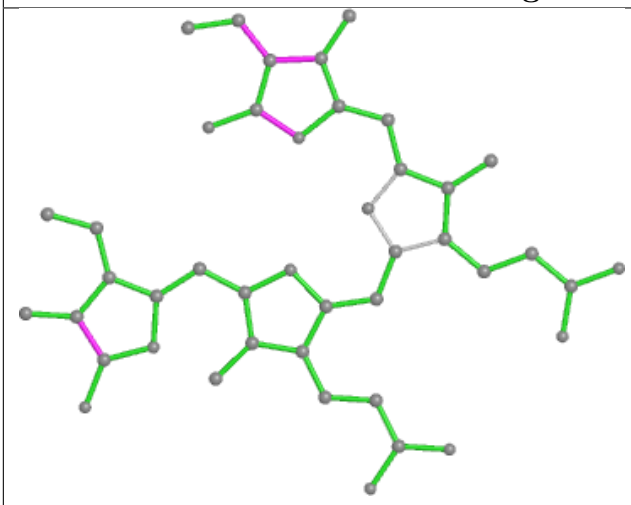

Bond lengths

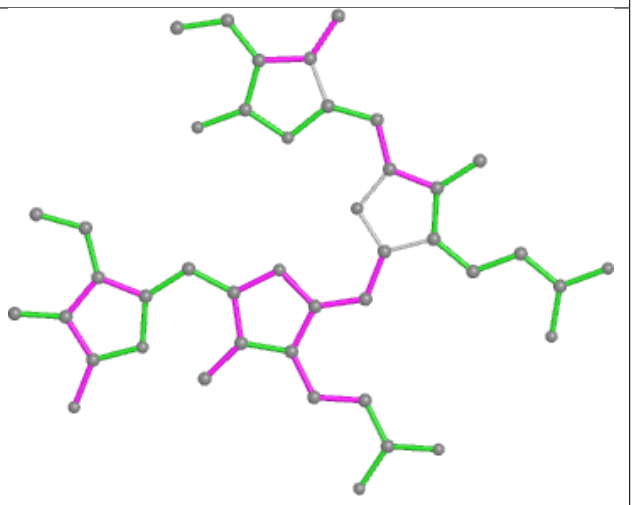

Bond angles

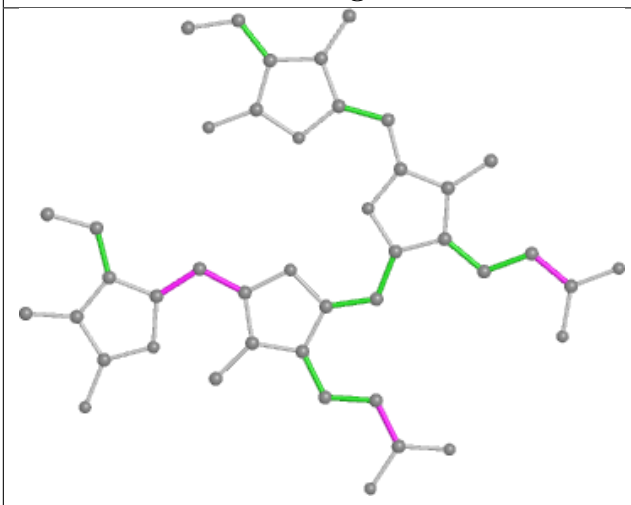

Torsions

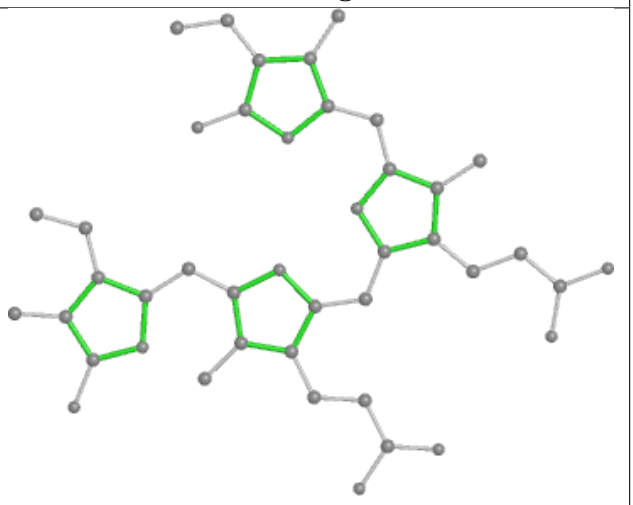

Rings

Ligand PEB O7 202

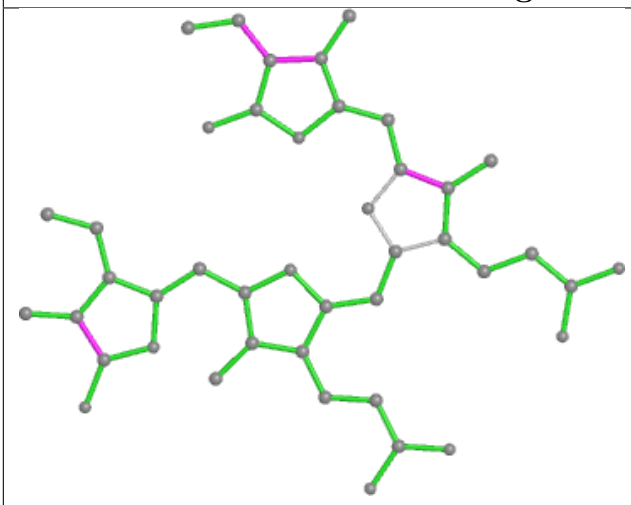

Bond lengths

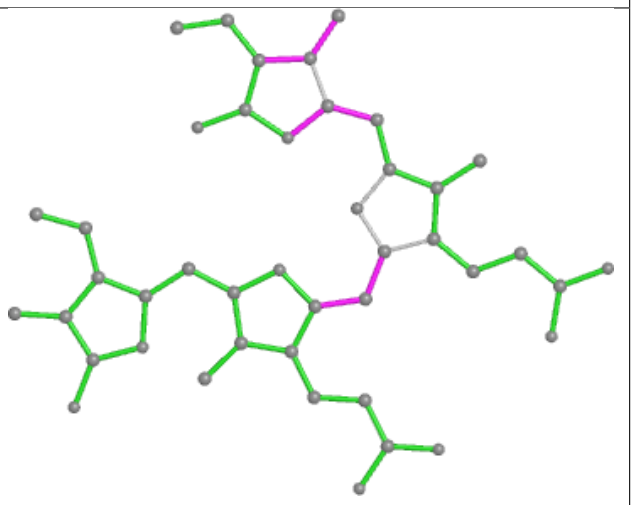

Bond angles

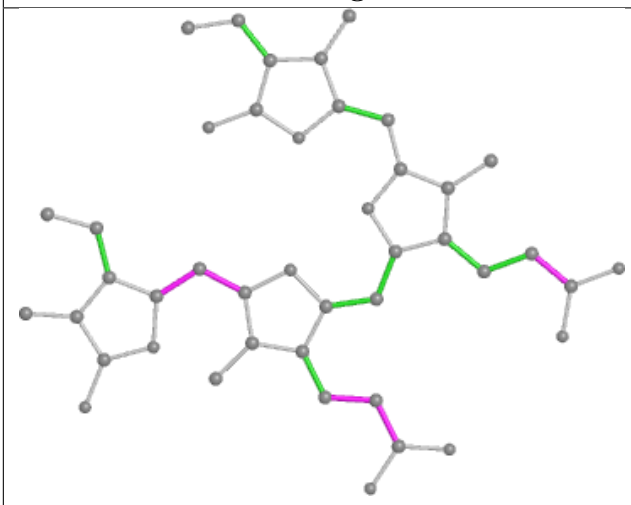

Torsions

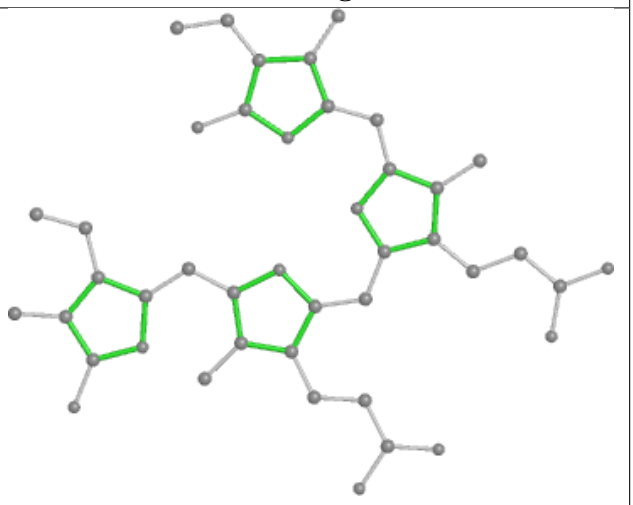

Rings

Ligand PEB c9 301

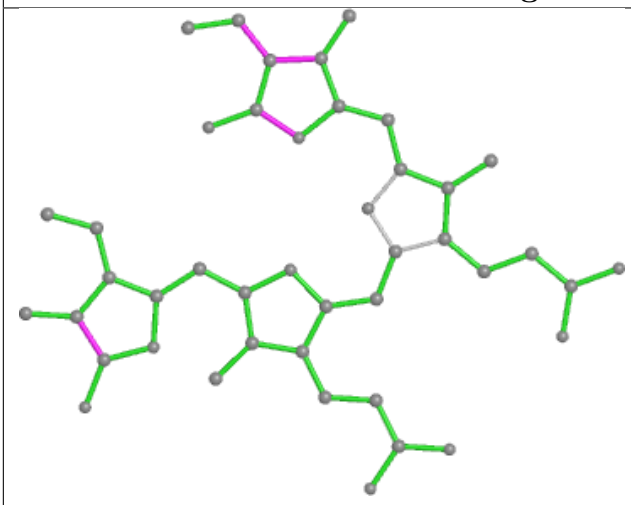

Bond lengths

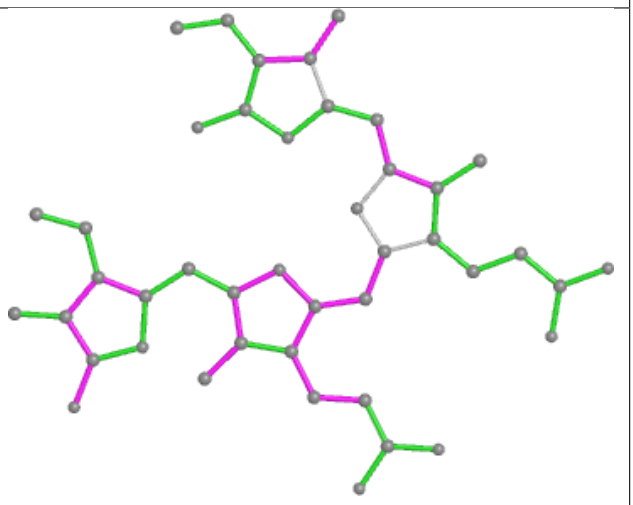

Bond angles

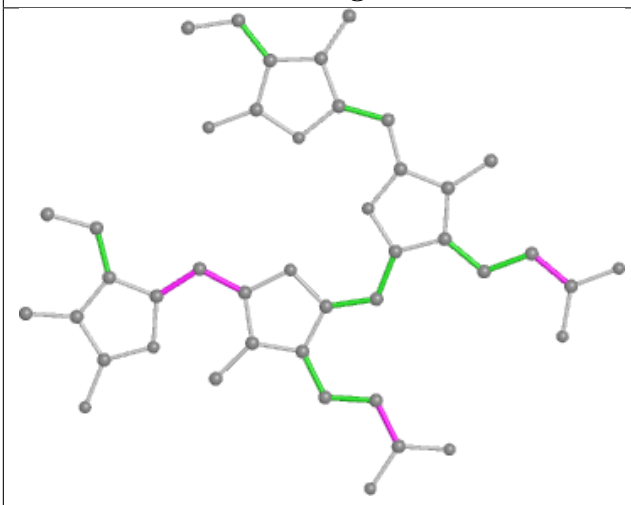

Torsions

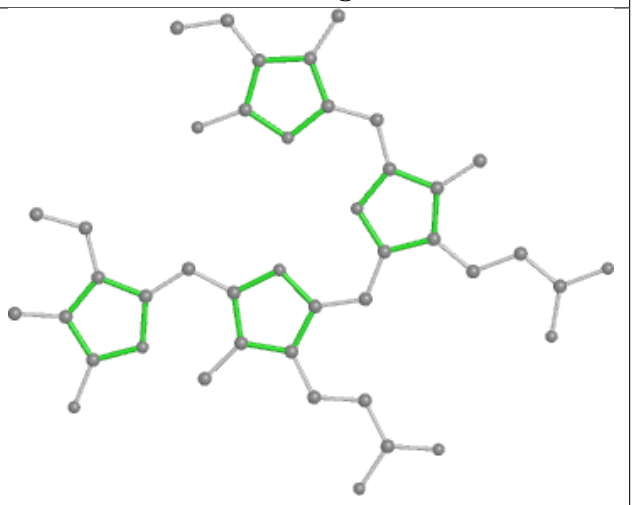

Rings

Ligand PEB S3 202

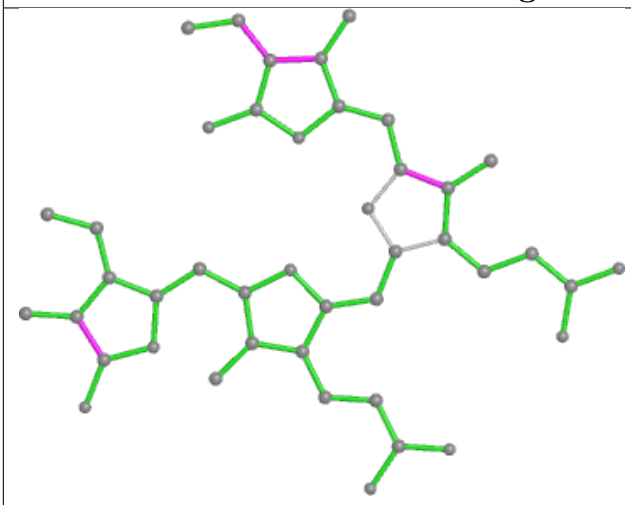

Bond lengths

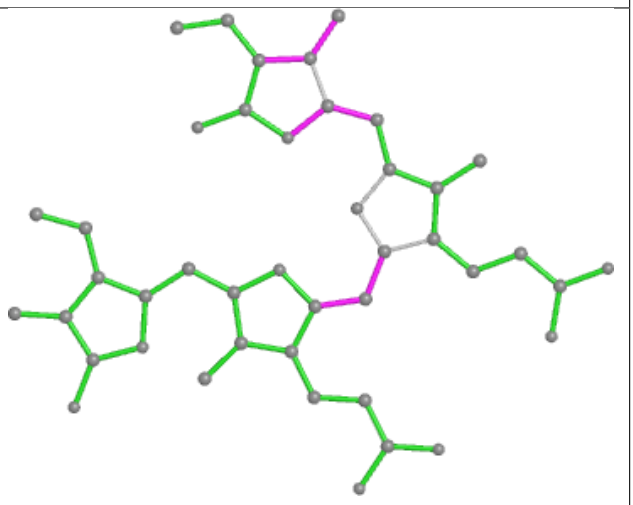

Bond angles

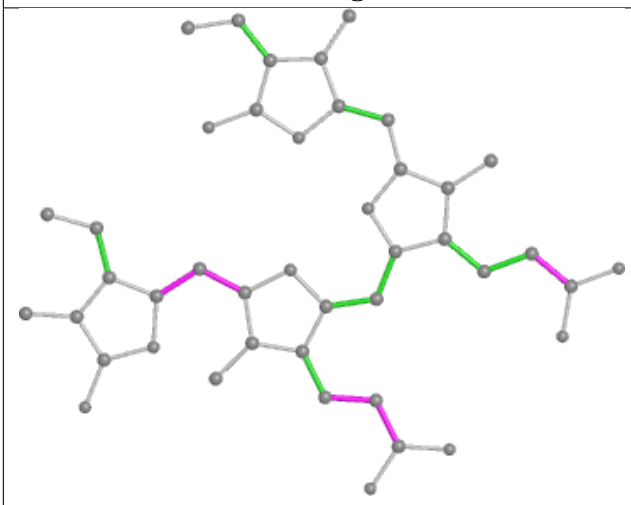

Torsions

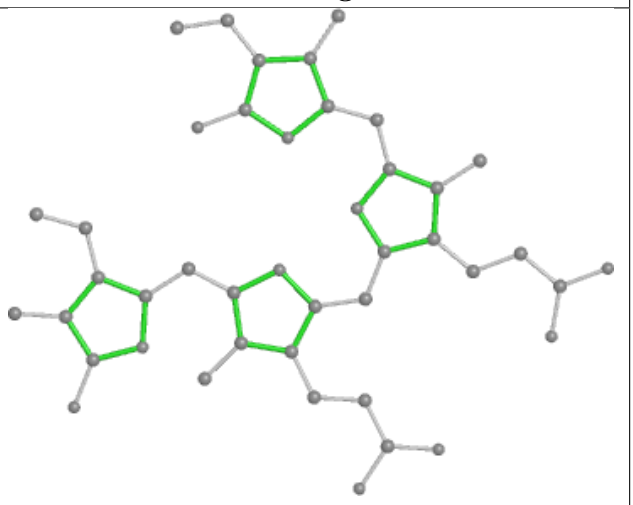

Rings

Ligand PEB a7 202

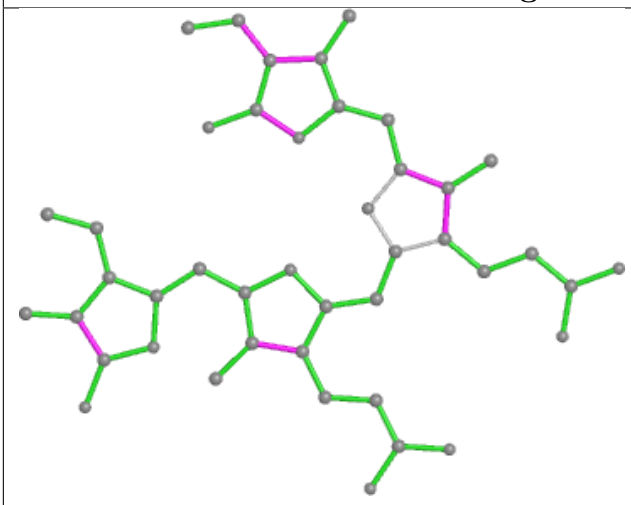

Bond lengths

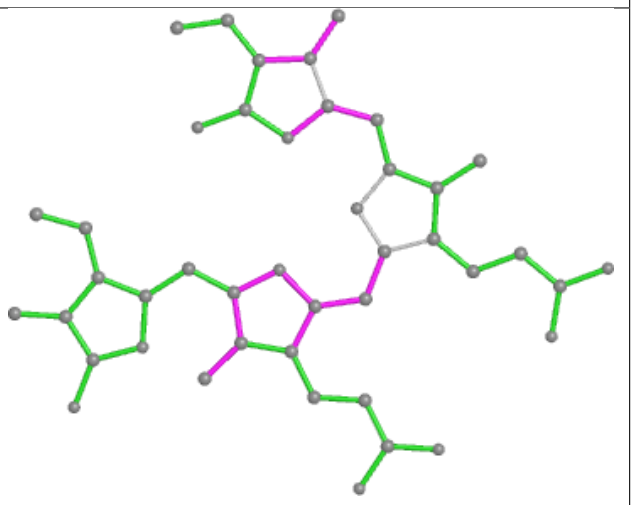

Bond angles

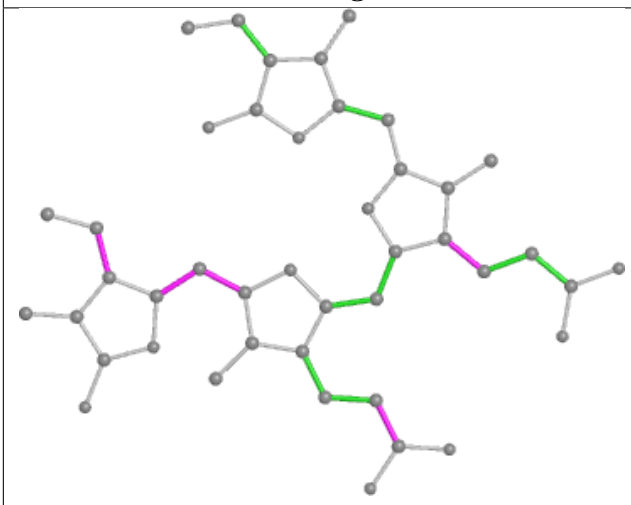

Torsions

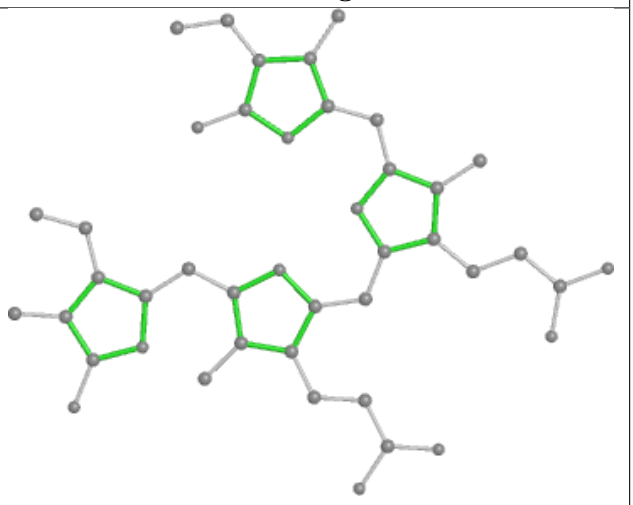

Rings

Ligand PEB e3 1001

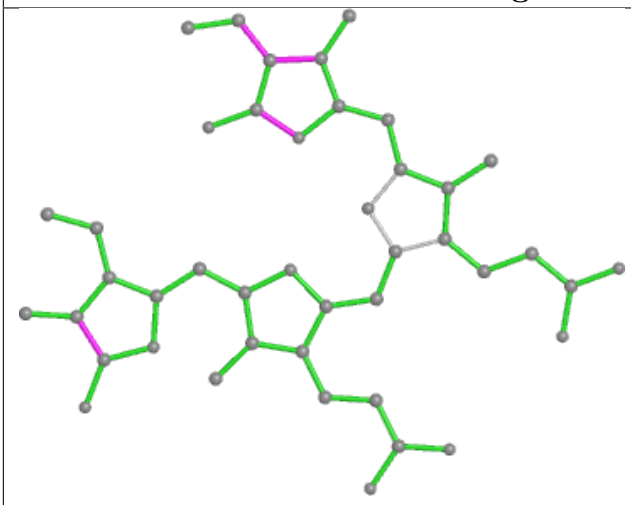

Bond lengths

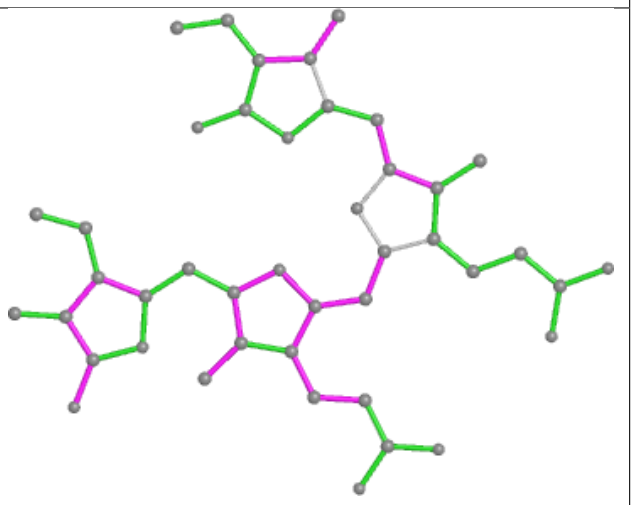

Bond angles

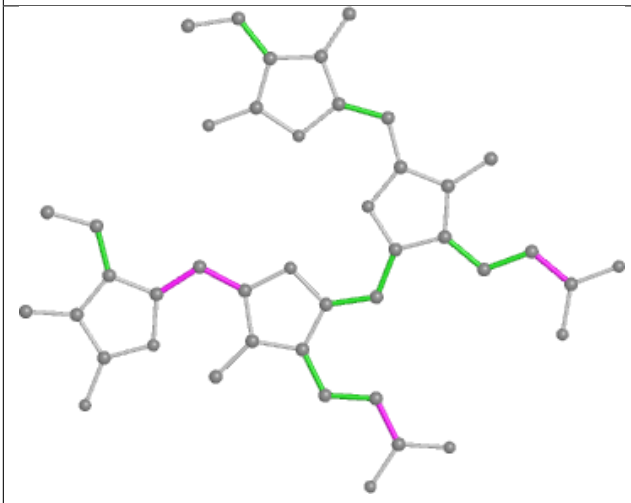

Torsions

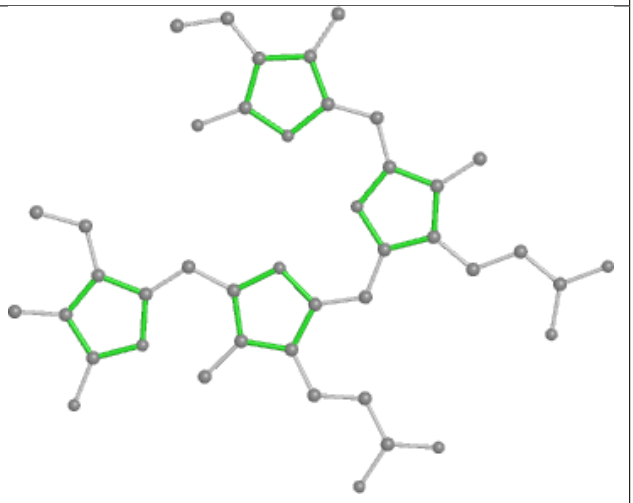

Rings

Ligand PEB C6 201

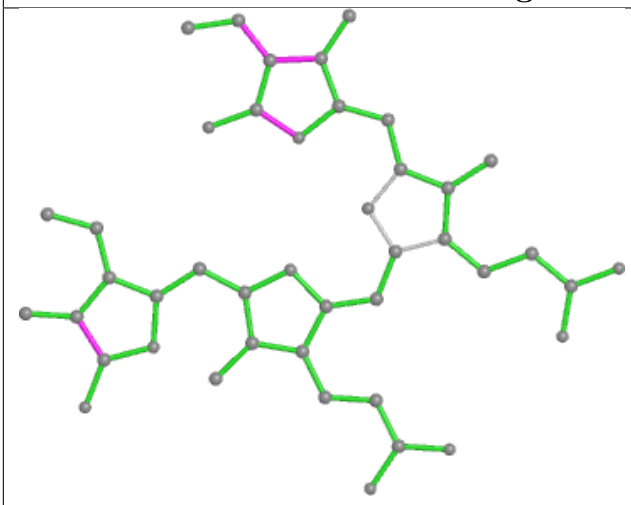

Bond lengths

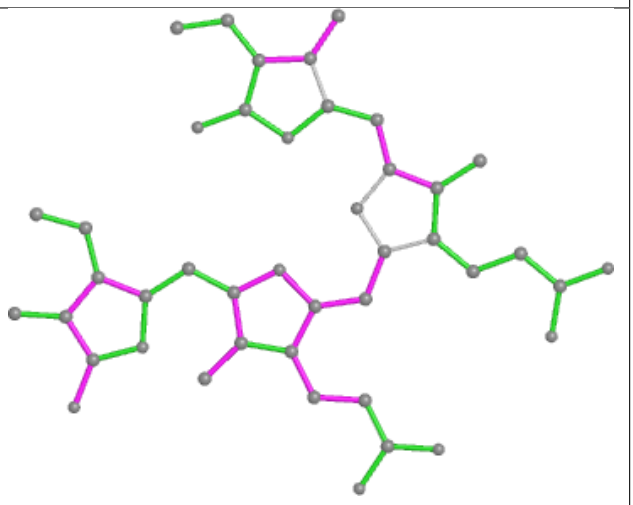

Bond angles

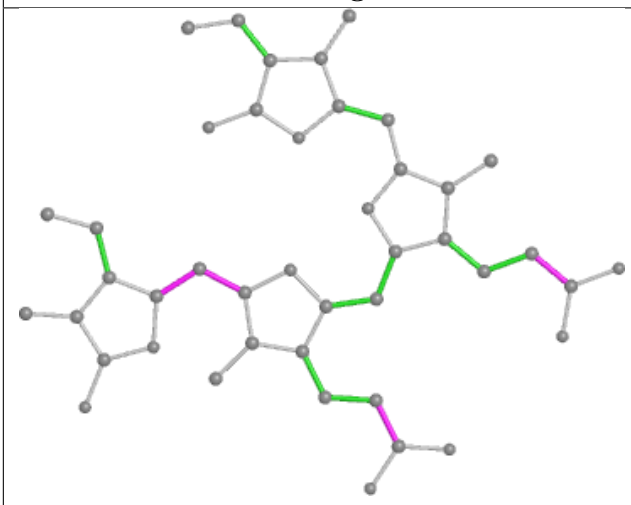

Torsions

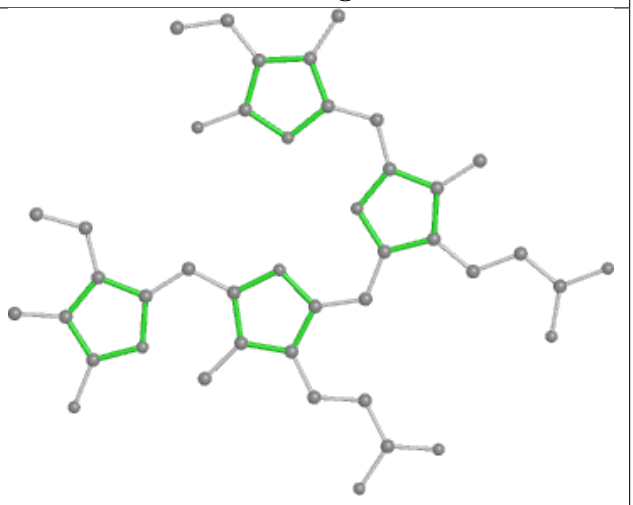

Rings

Ligand PUB cr 203

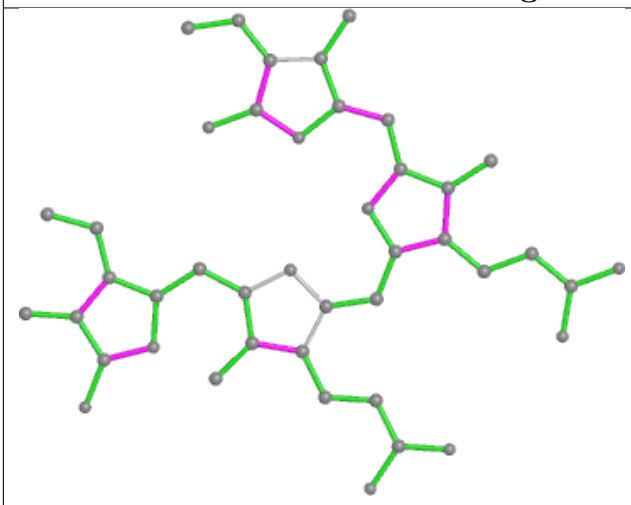

Bond lengths

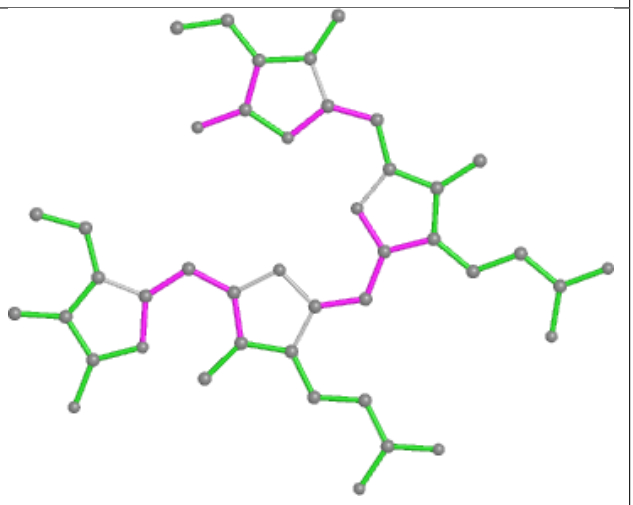

Bond angles

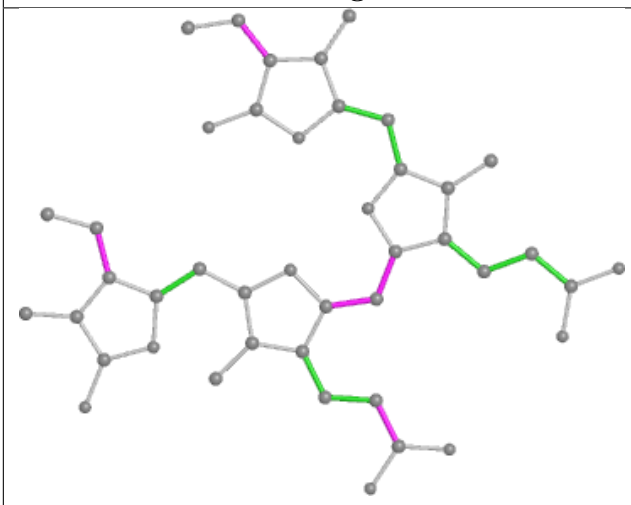

Torsions

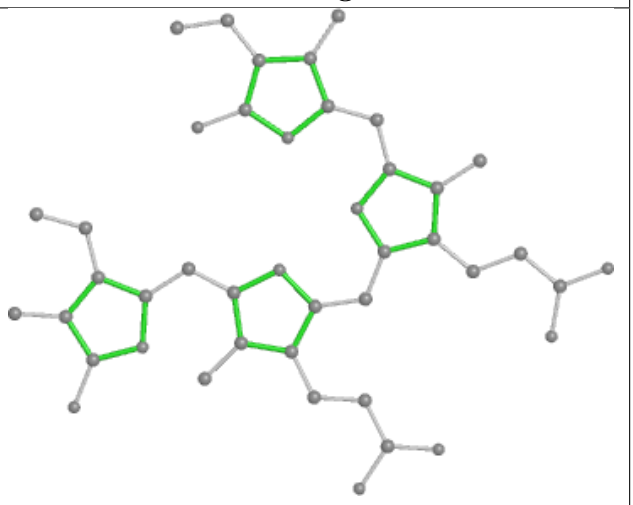

Rings

Ligand PEB b6 201

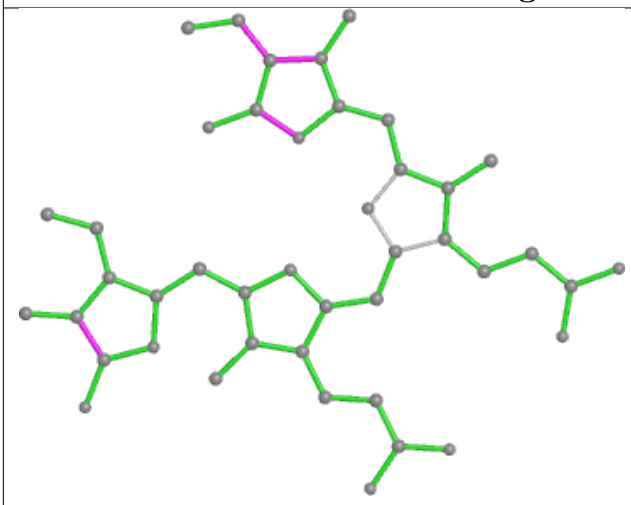

Bond lengths

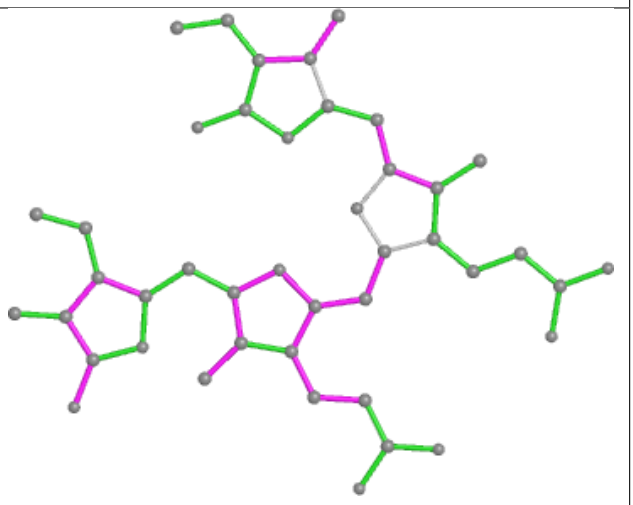

Bond angles

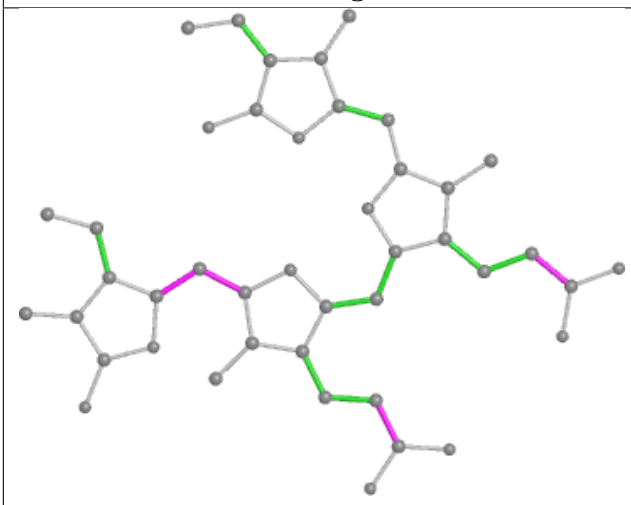

Torsions

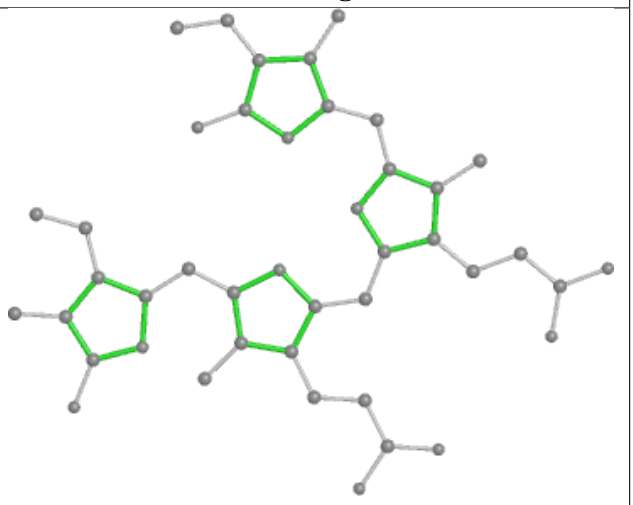

Rings

Ligand PEB cr 201

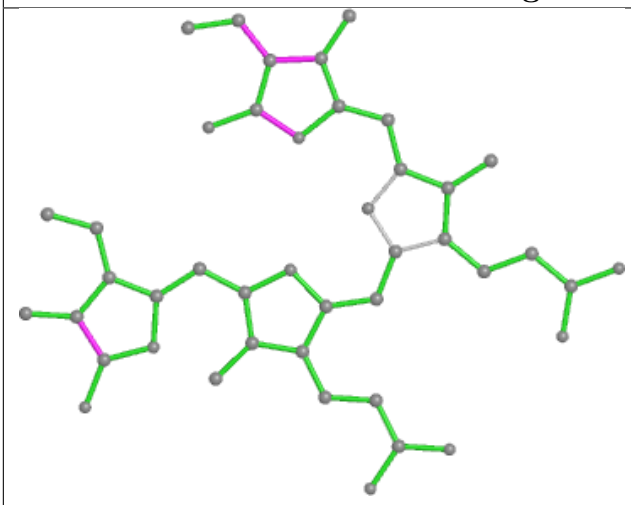

Bond lengths

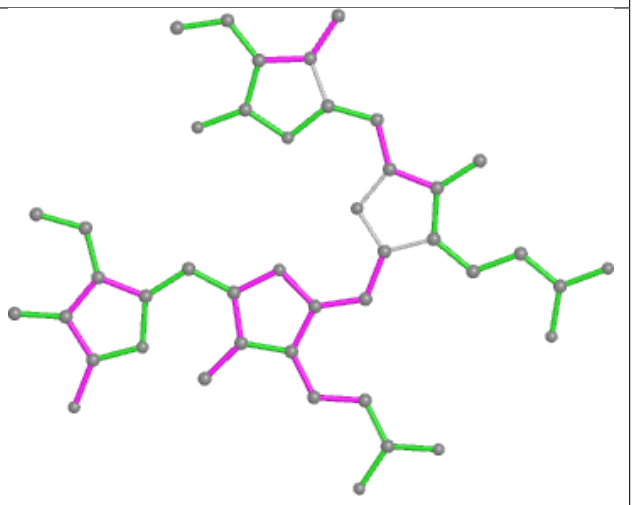

Bond angles

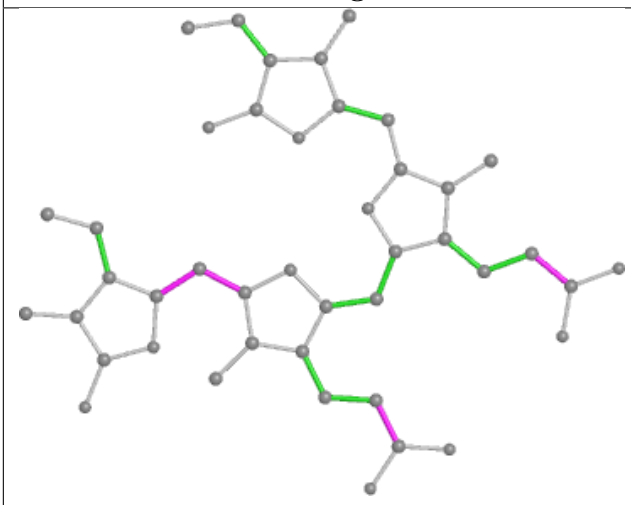

Torsions

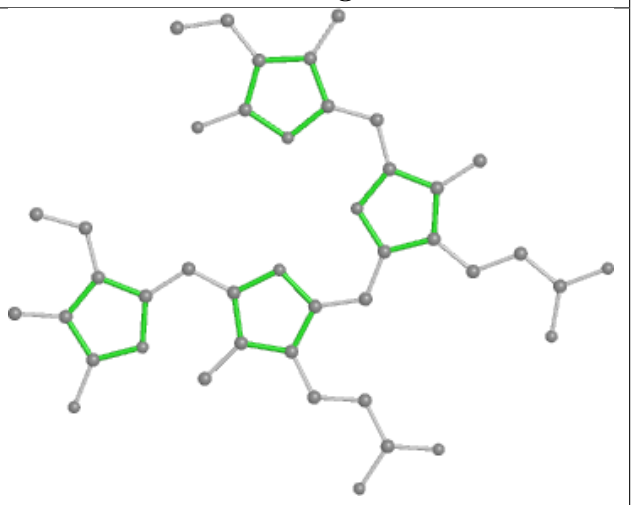

Rings

Ligand PEB j2 201

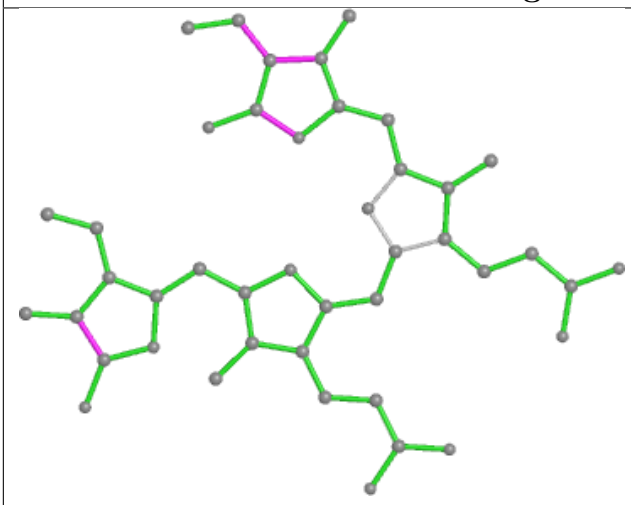

Bond lengths

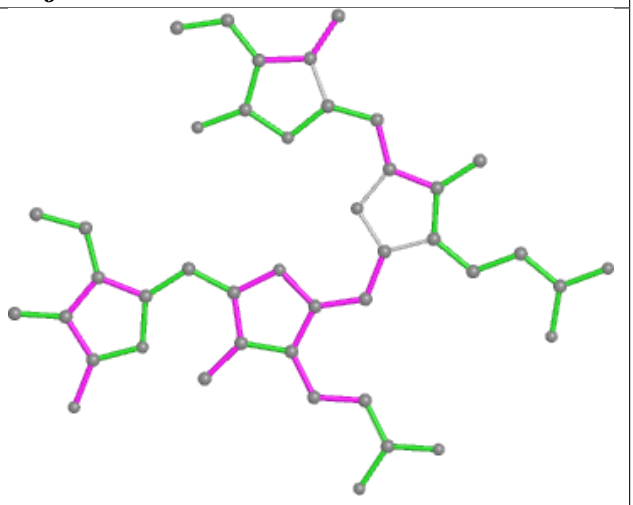

Bond angles

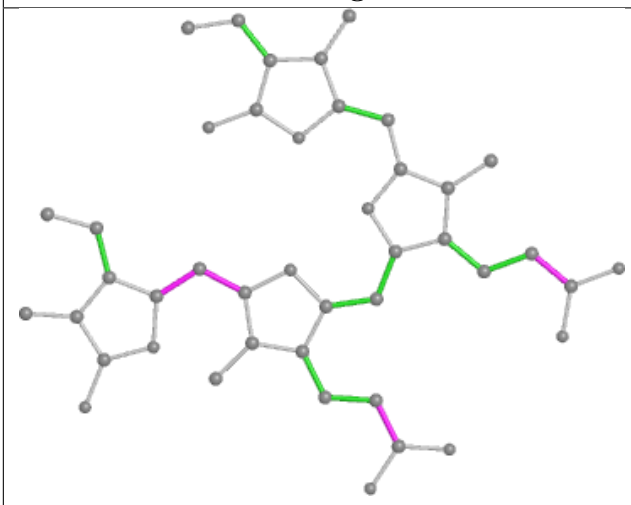

Torsions

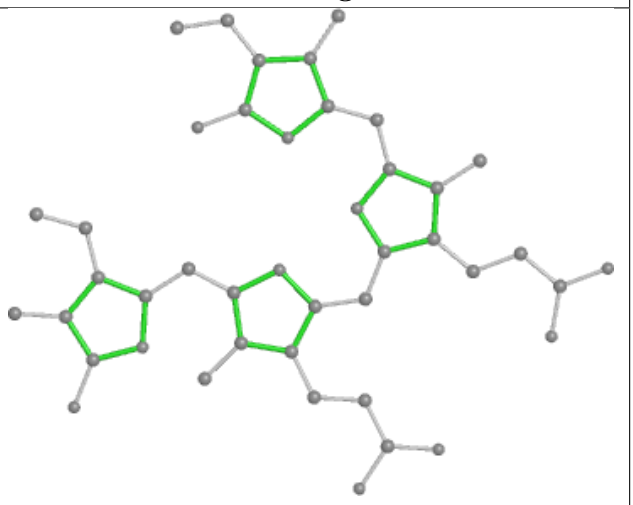

Rings

Ligand PEB D6 201

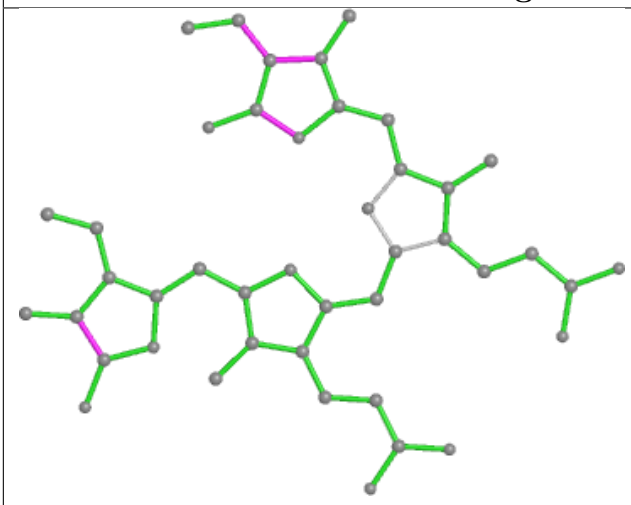

Bond lengths

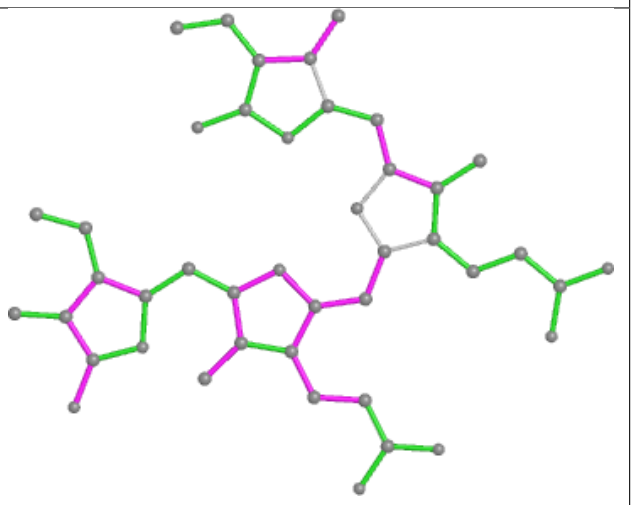

Bond angles

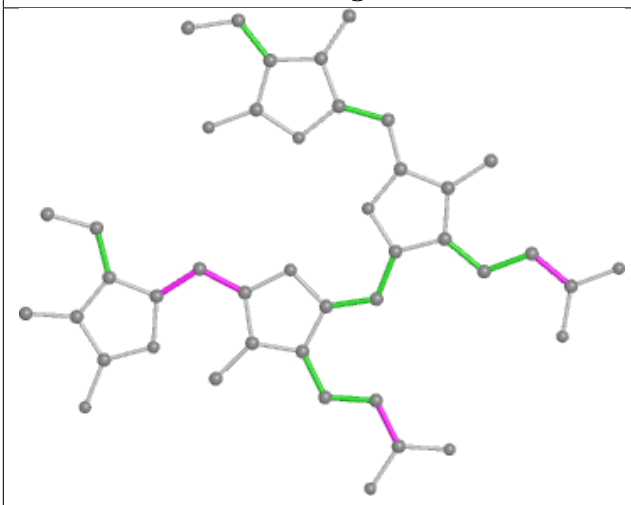

Torsions

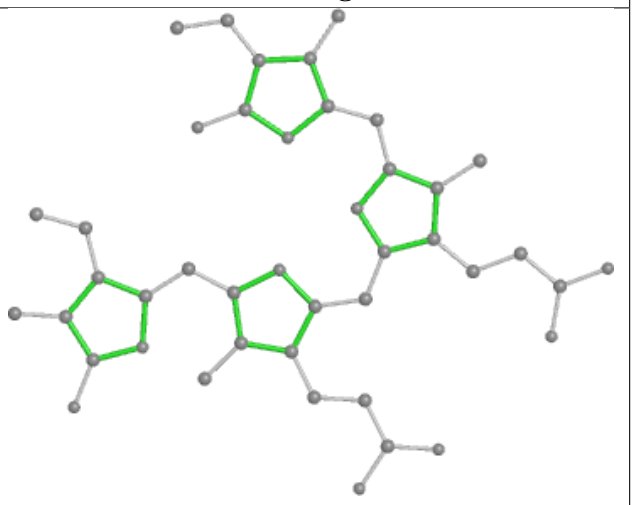

Rings

Ligand PEB eq 202

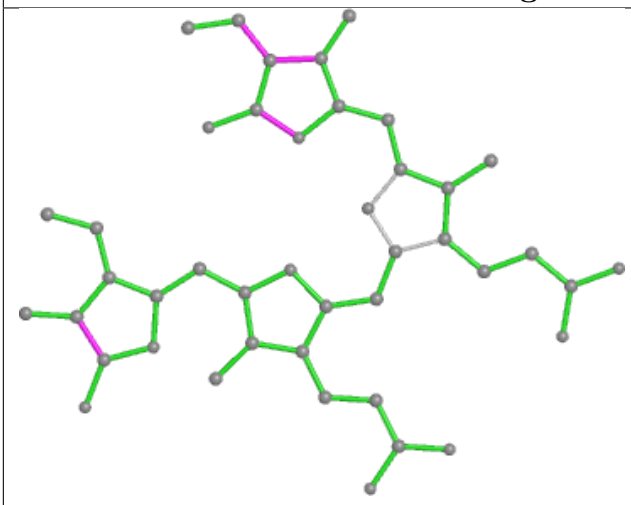

Bond lengths

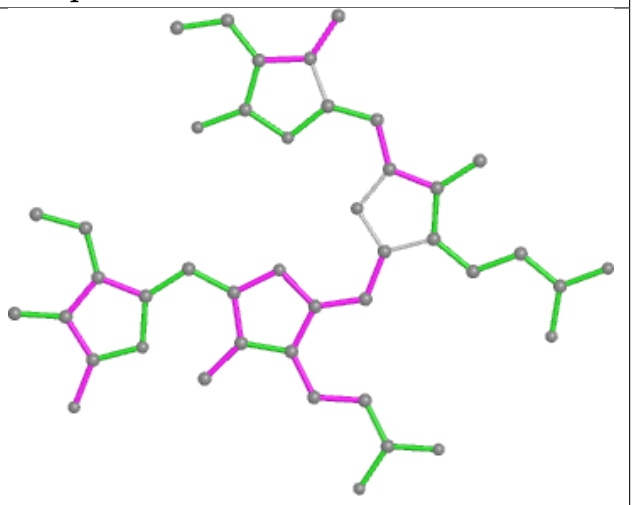

Bond angles

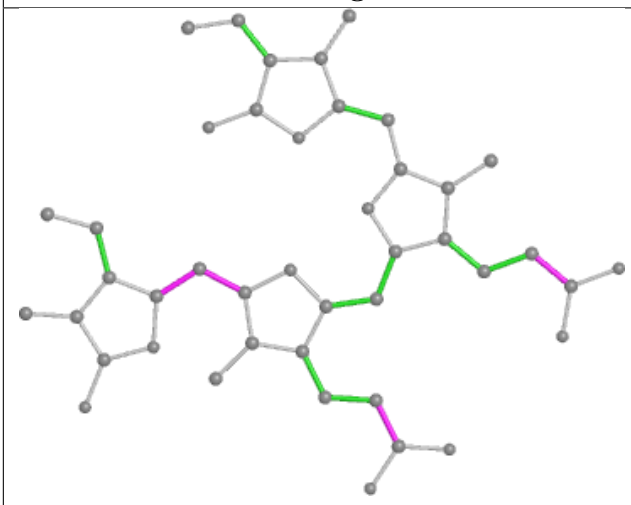

Torsions

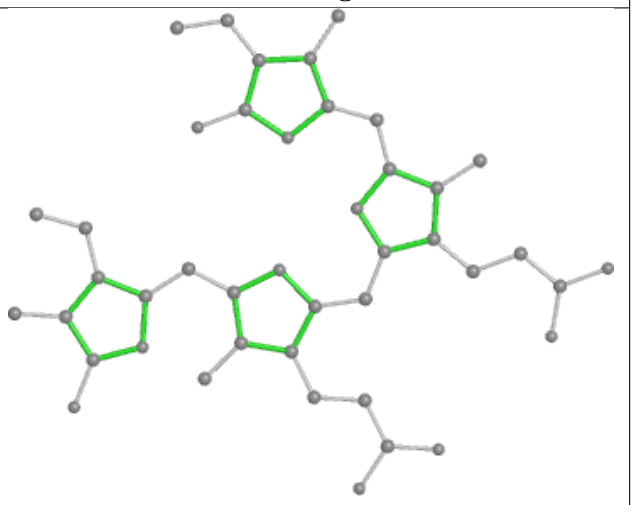

Rings

Ligand PEB jP 1001

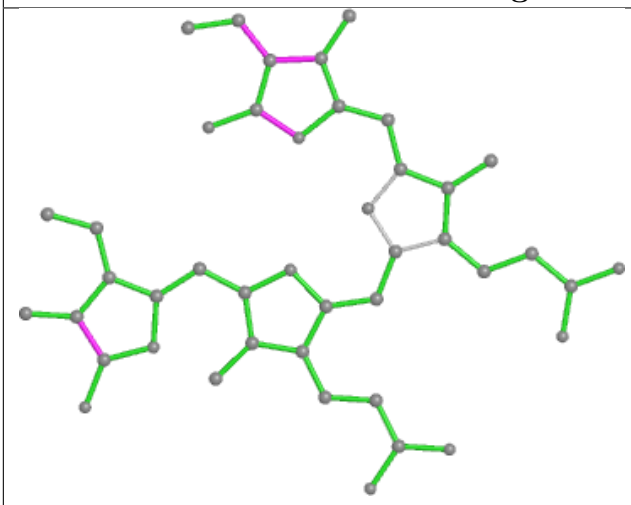

Bond lengths

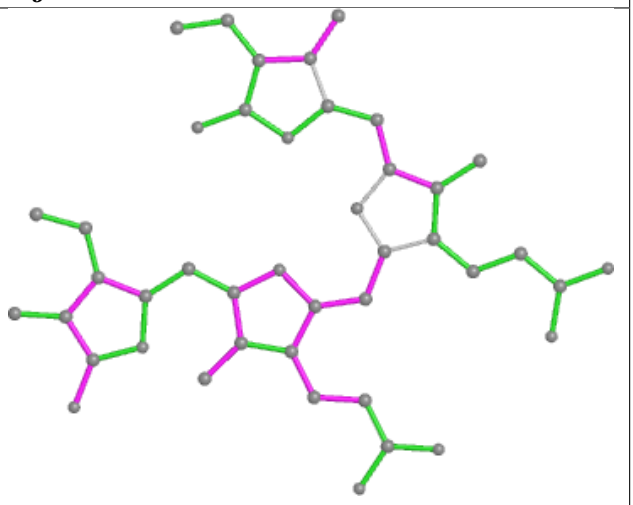

Bond angles

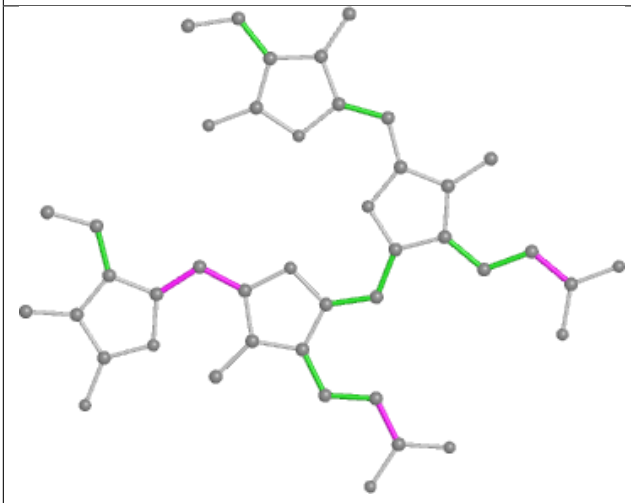

Torsions

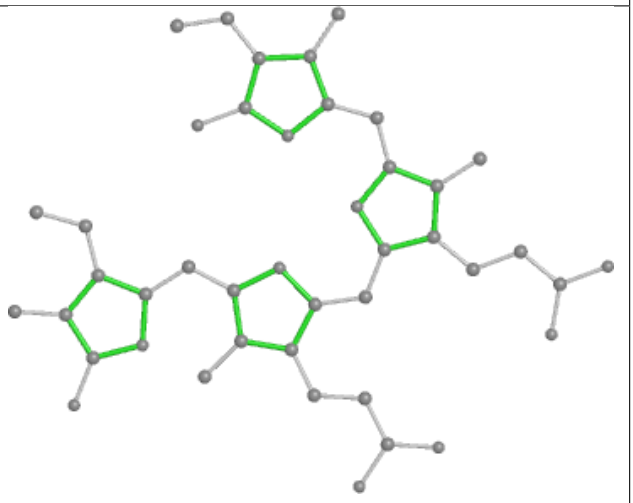

Rings

Ligand PEB eB 203

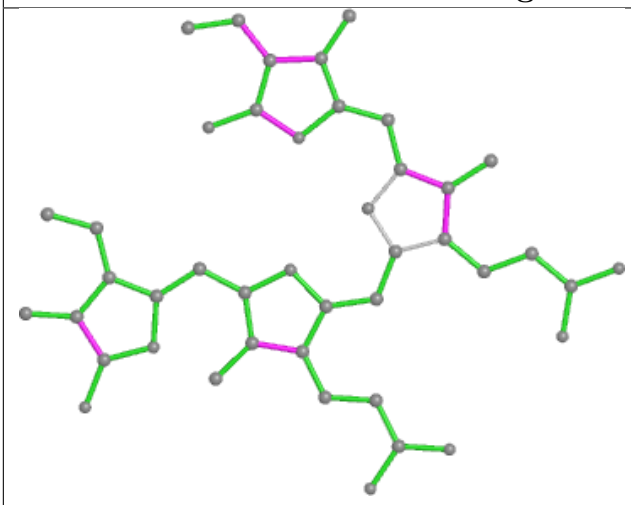

Bond lengths

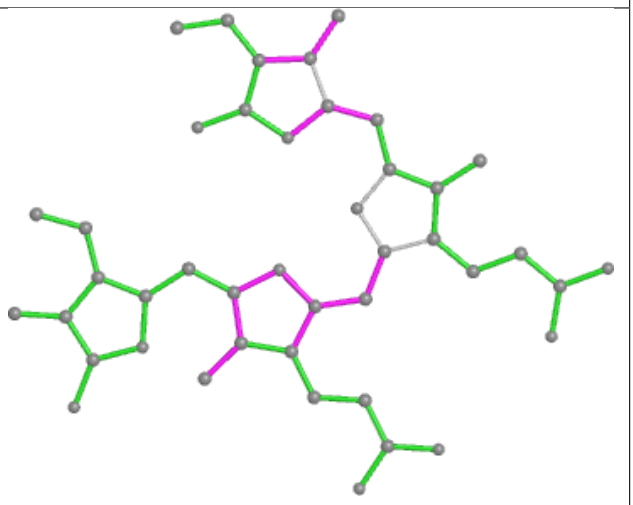

Bond angles

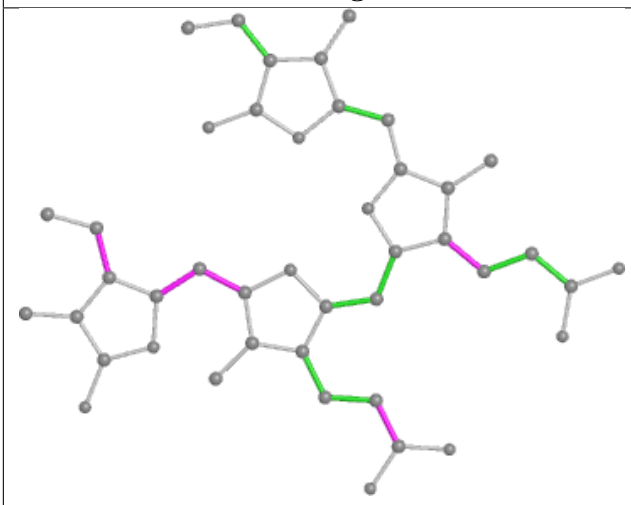

Torsions

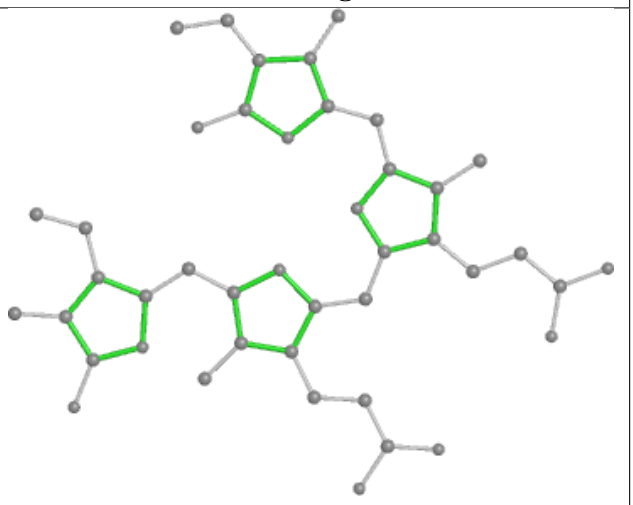

Rings

Ligand PEB Q9 201

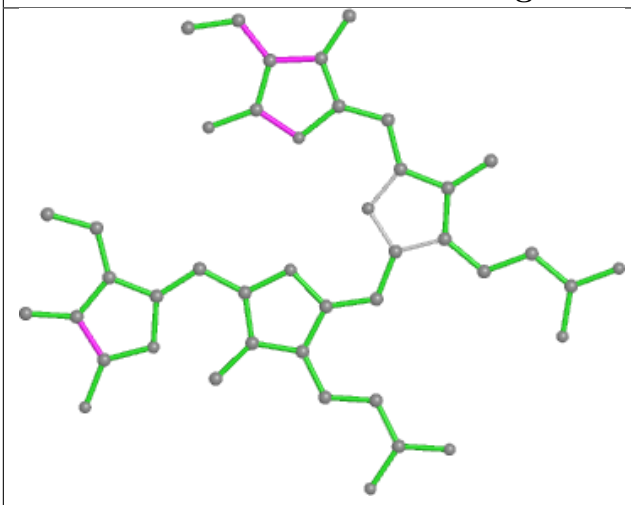

Bond lengths

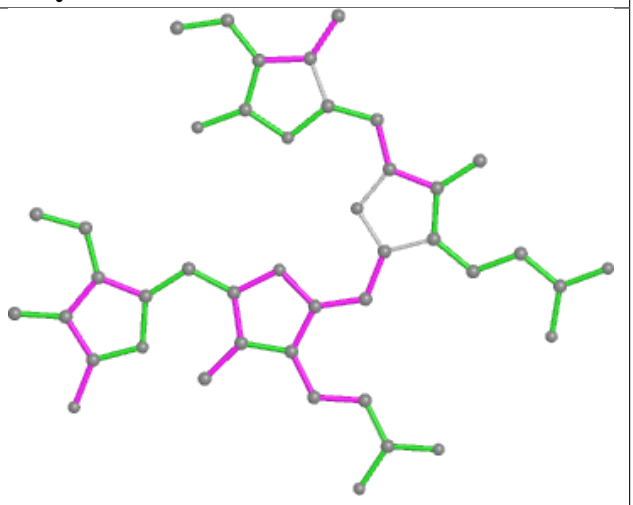

Bond angles

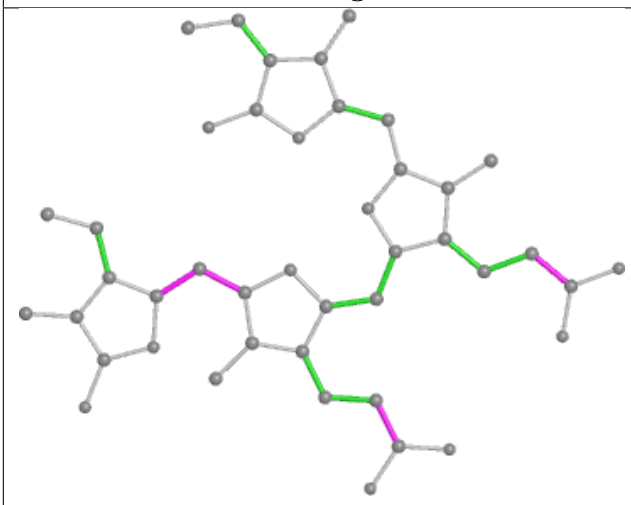

Torsions

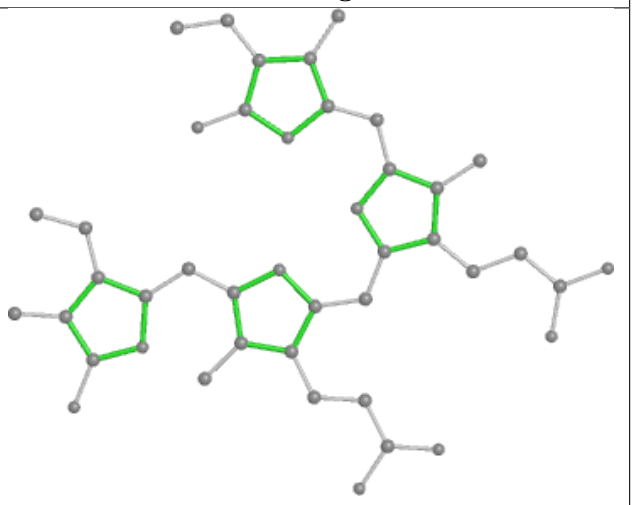

Rings

Ligand PEB lk 201

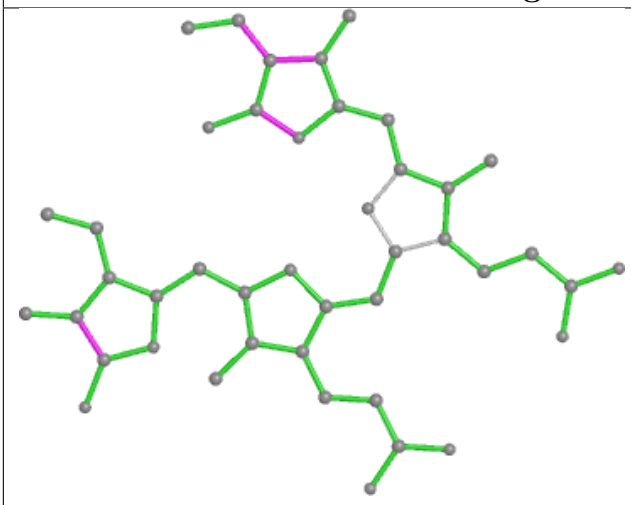

Bond lengths

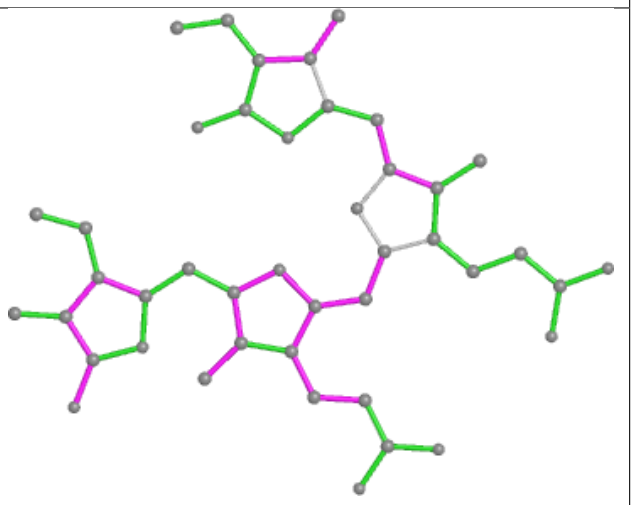

Bond angles

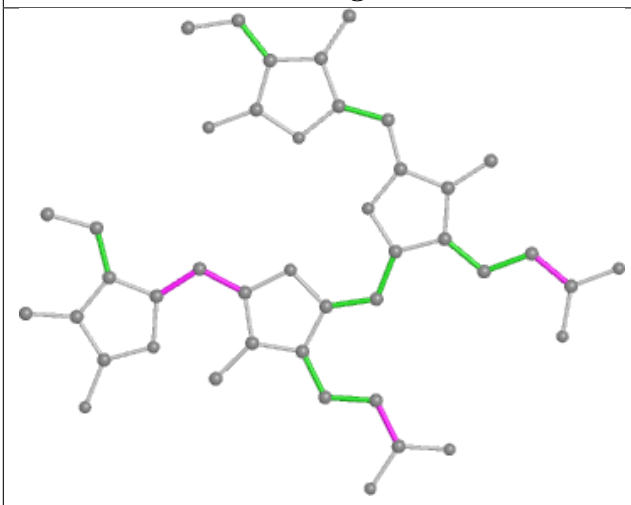

Torsions

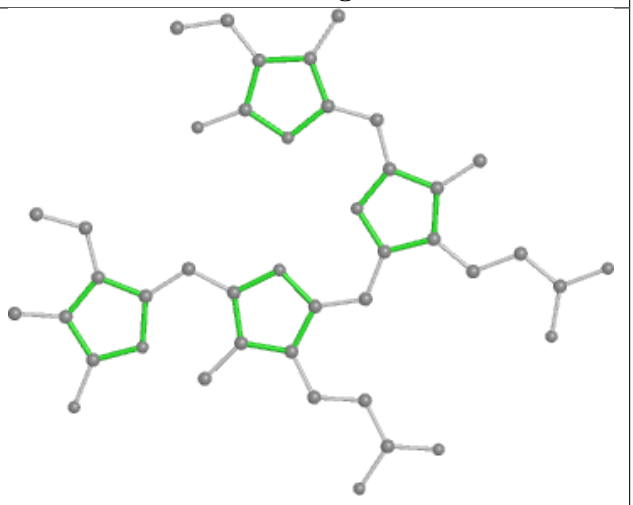

Rings

Ligand PEB ga 202

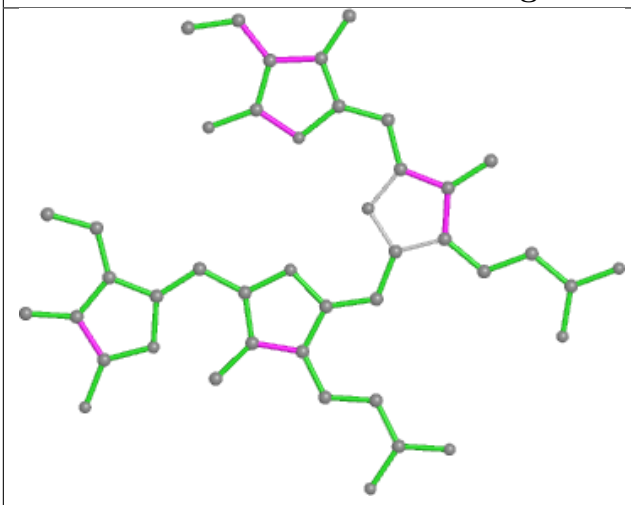

Bond lengths

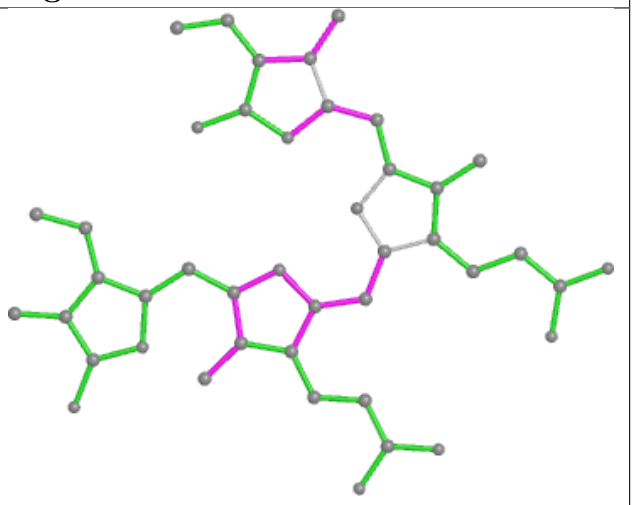

Bond angles

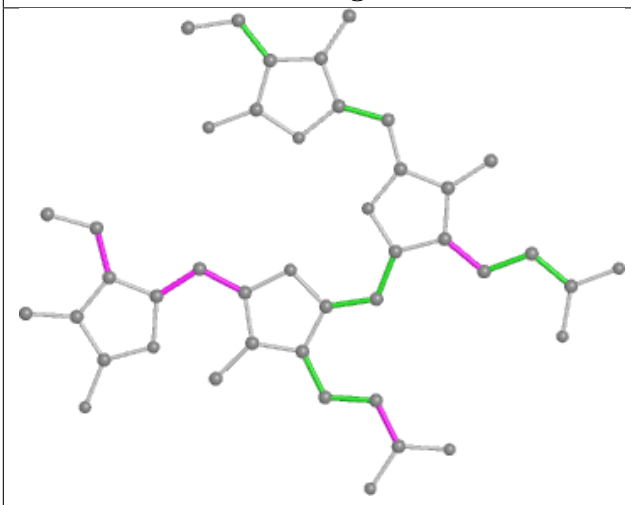

Torsions

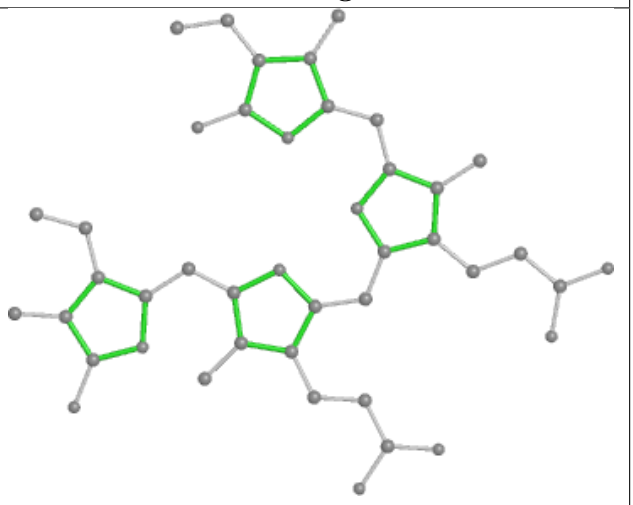

Rings

Ligand PVN Z5 304

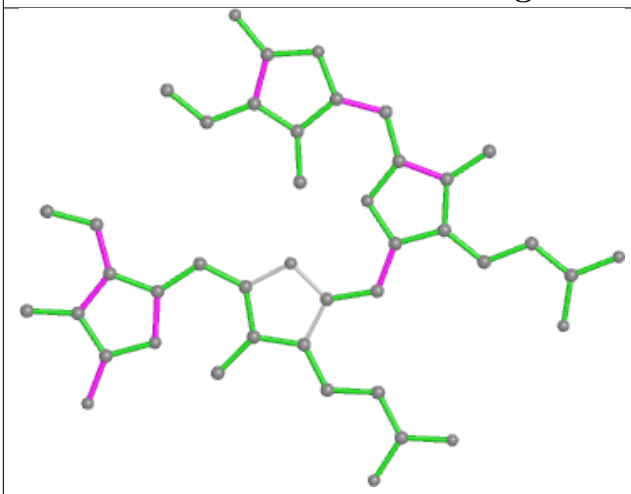

Bond lengths

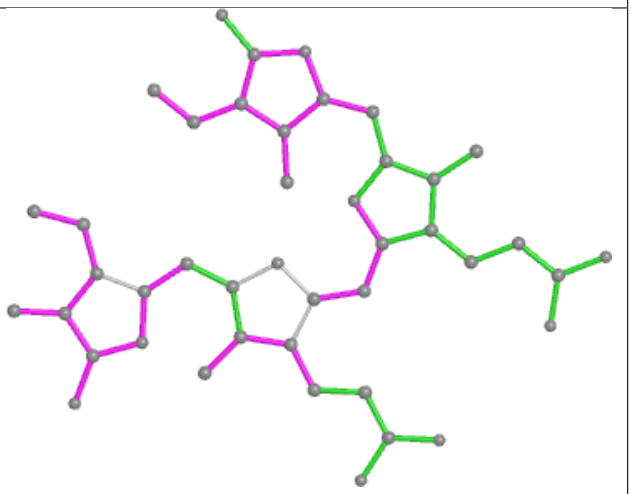

Bond angles

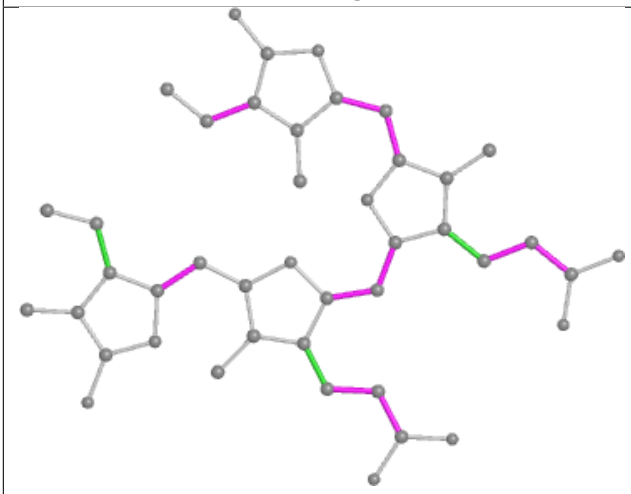

Torsions

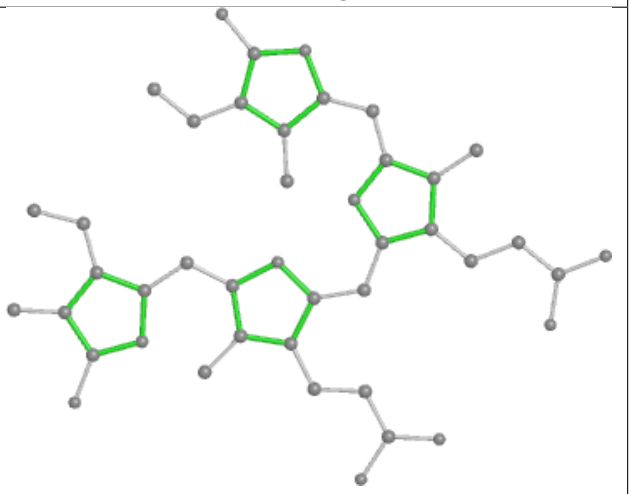

Rings

Ligand PEB gc 202

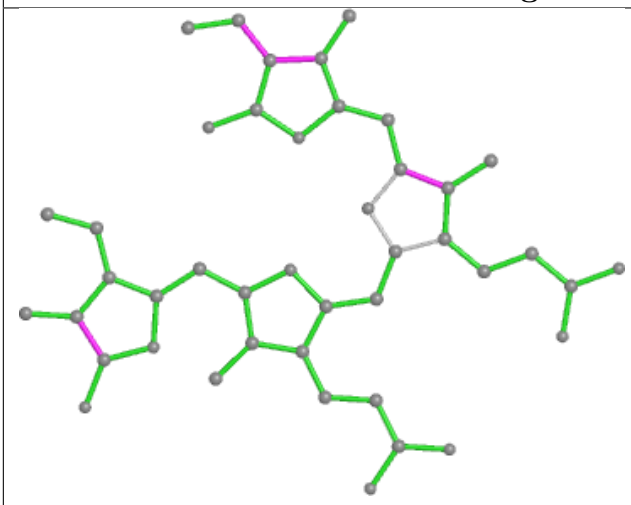

Bond lengths

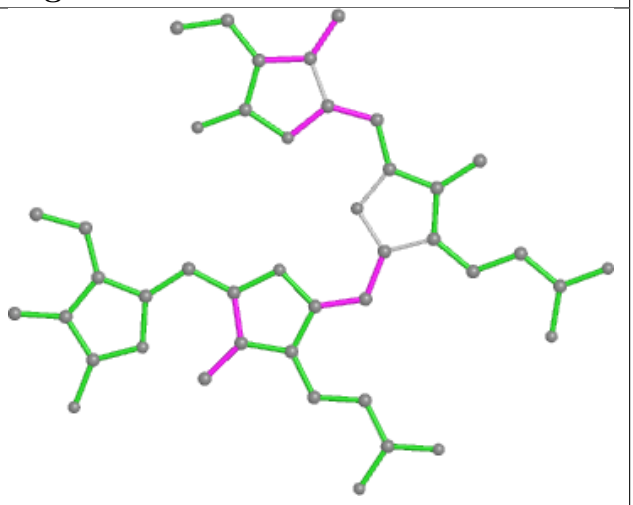

Bond angles

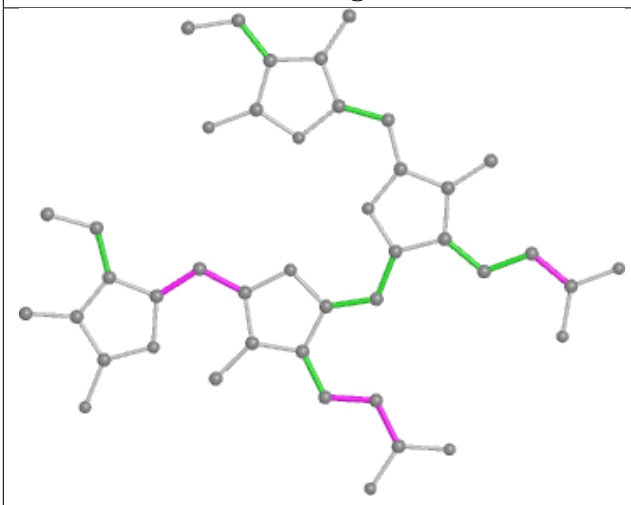

Torsions

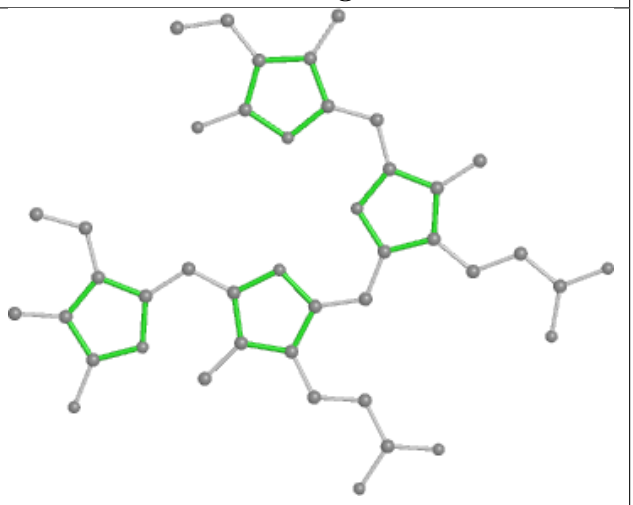

Rings

Ligand PEB s2 202

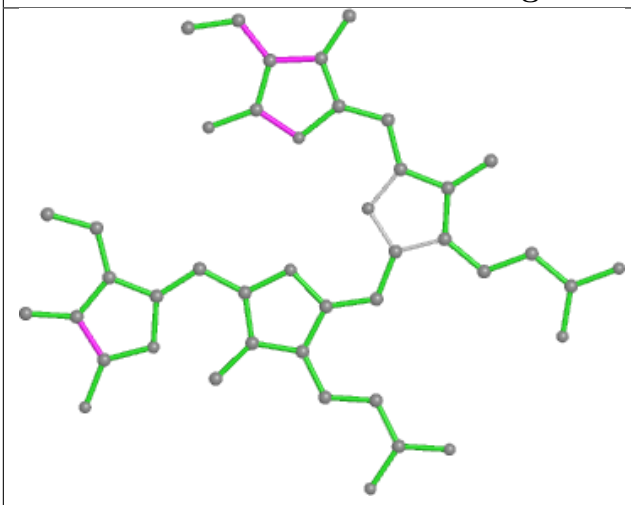

Bond lengths

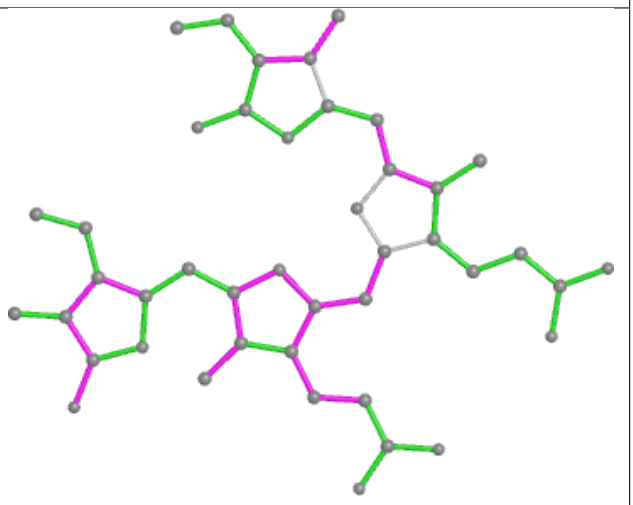

Bond angles

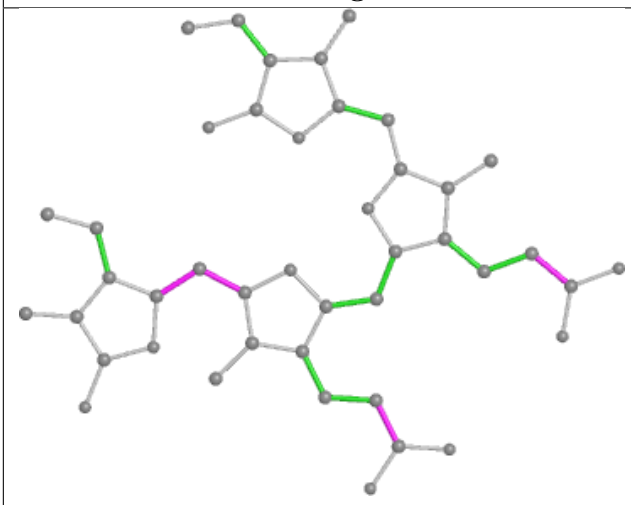

Torsions

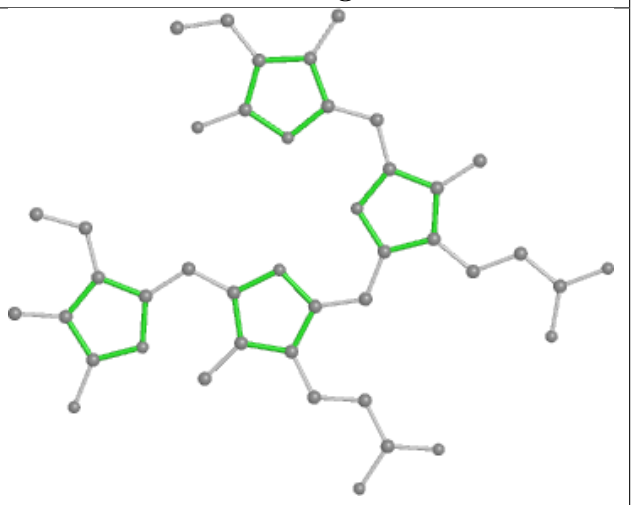

Rings

Ligand PEB B7 201

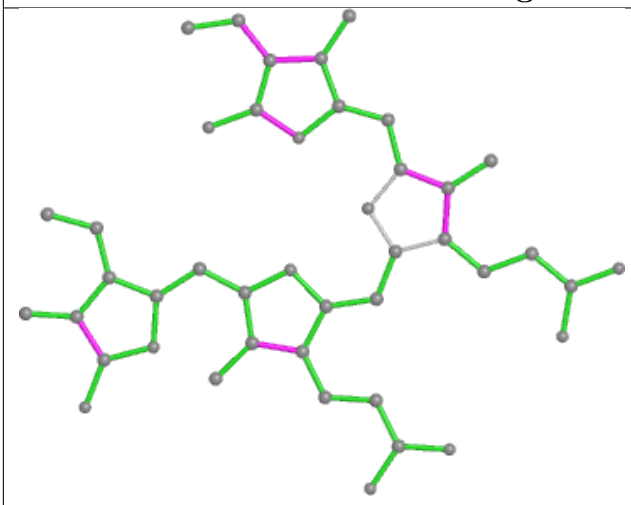

Bond lengths

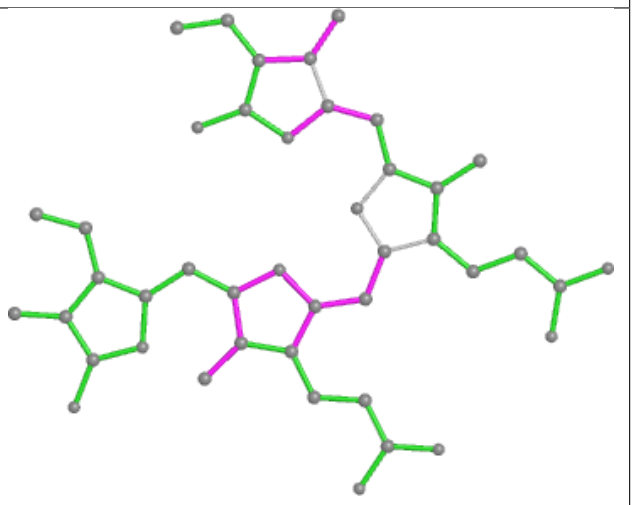

Bond angles

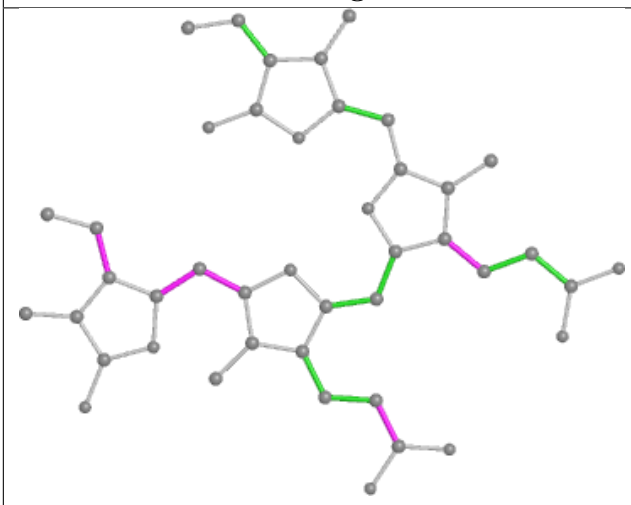

Torsions

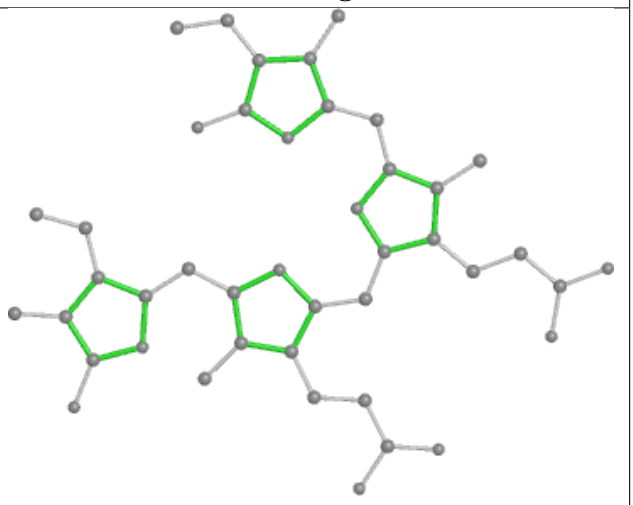

Rings

Ligand PEB lq 202

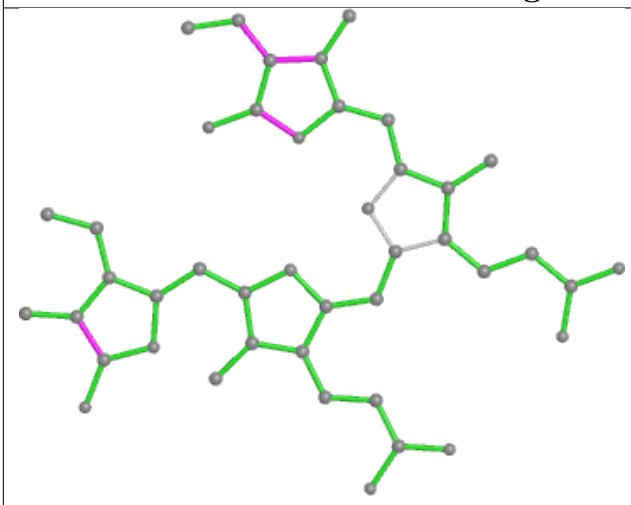

Bond lengths

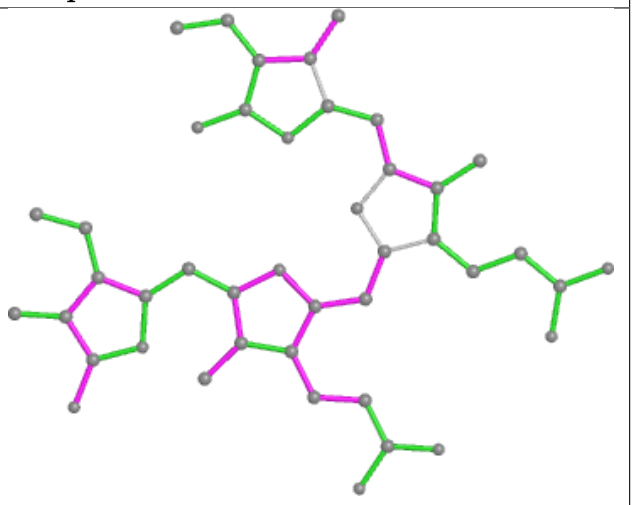

Bond angles

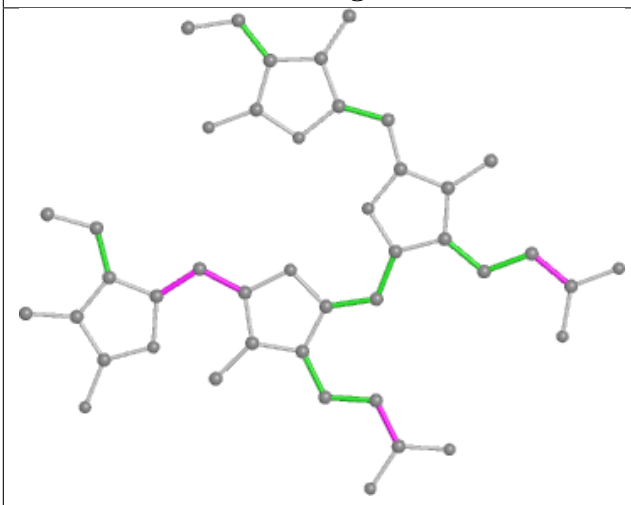

Torsions

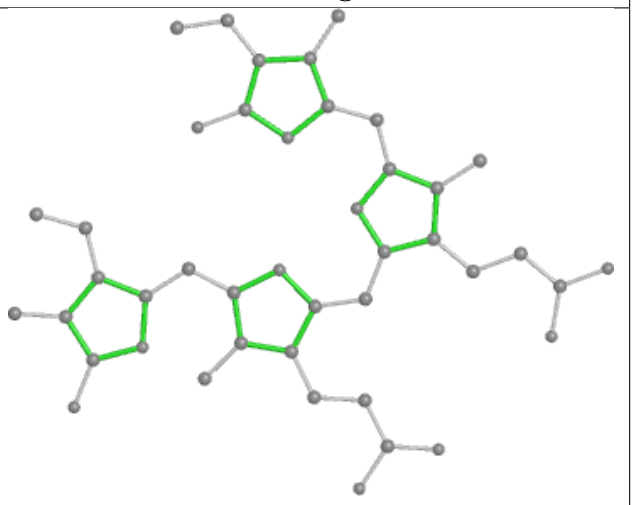

Rings

Ligand PEB S3 201

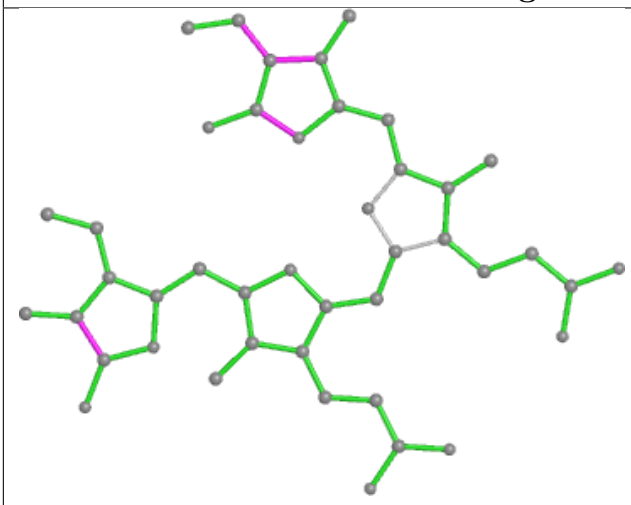

Bond lengths

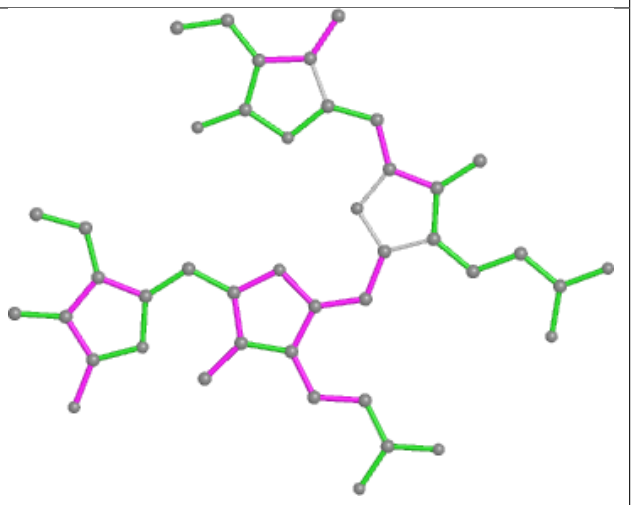

Bond angles

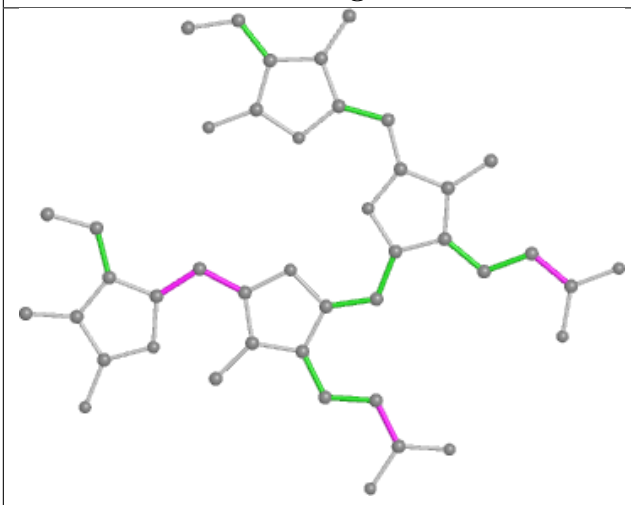

Torsions

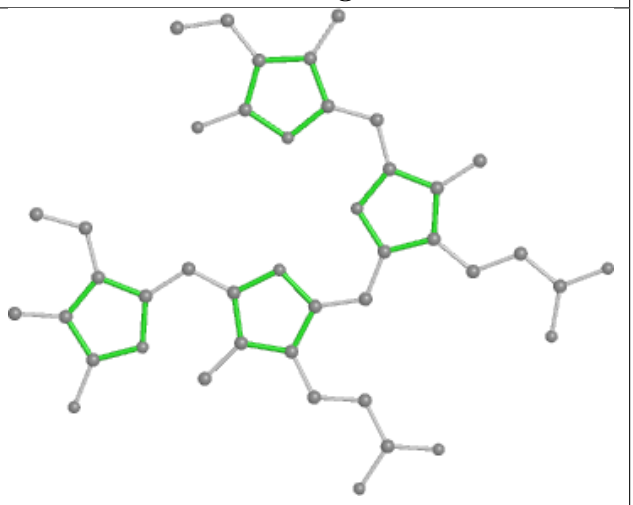

Rings

Ligand PEB dl 202

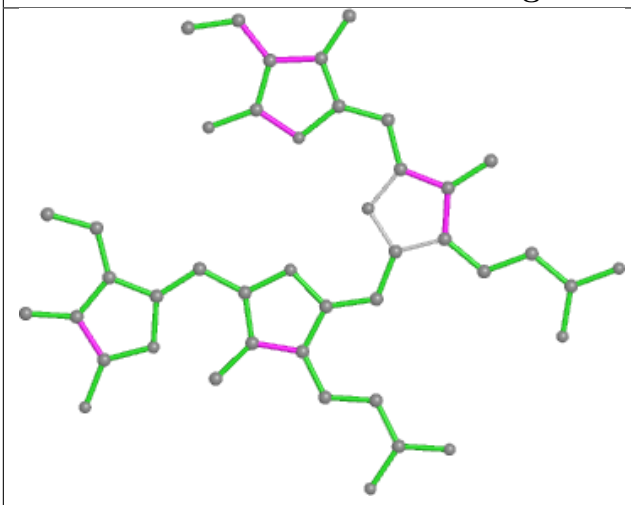

Bond lengths

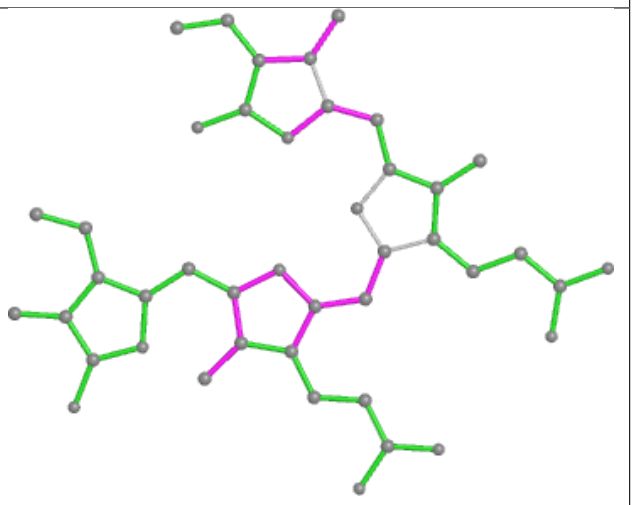

Bond angles

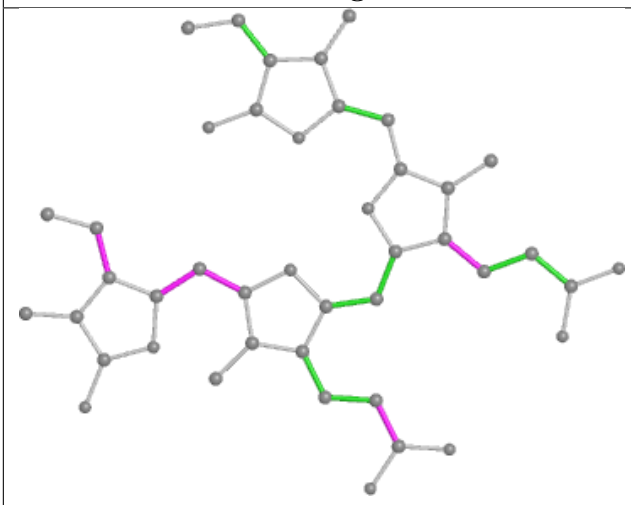

Torsions

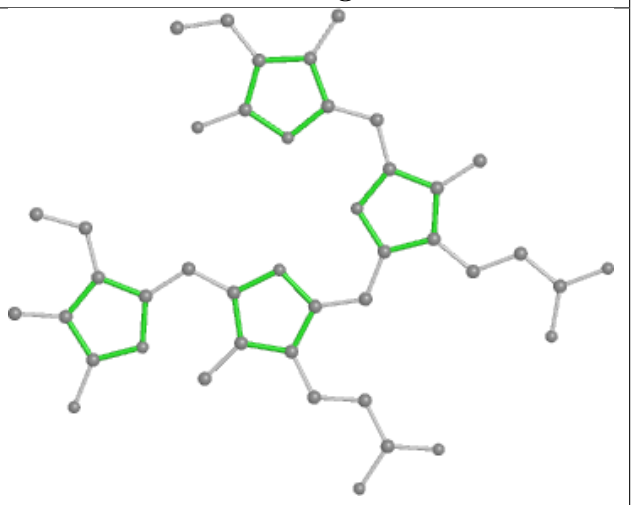

Rings

Ligand PEB dg 201

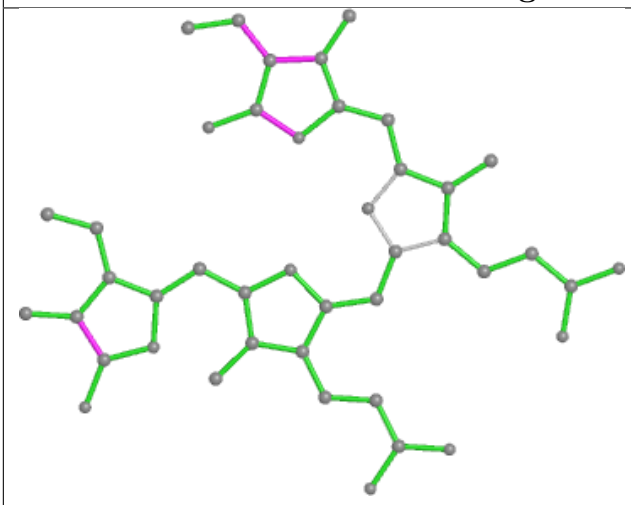

Bond lengths

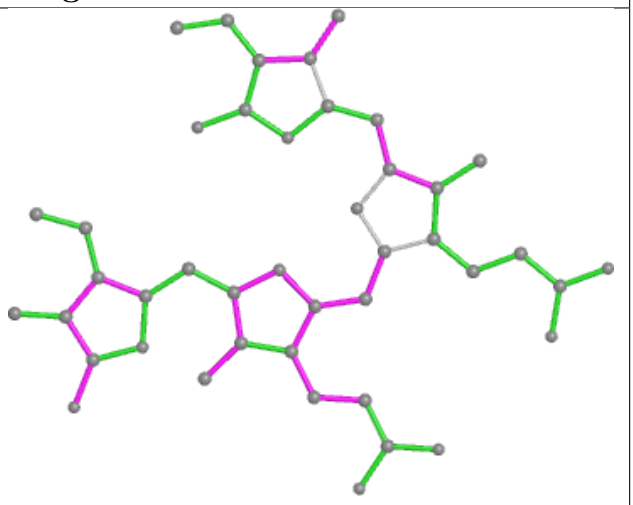

Bond angles

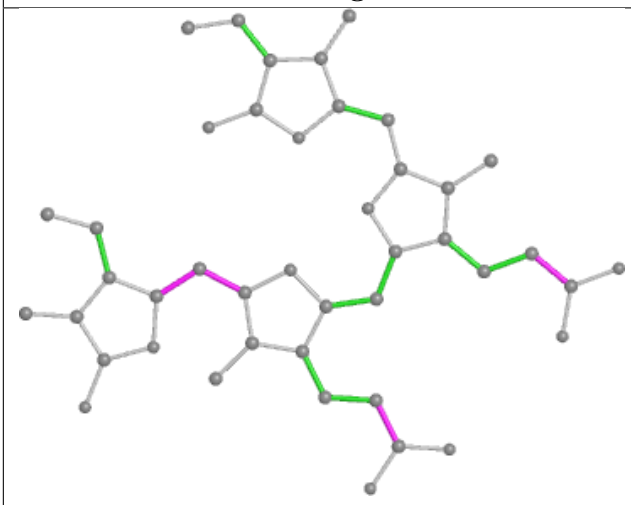

Torsions

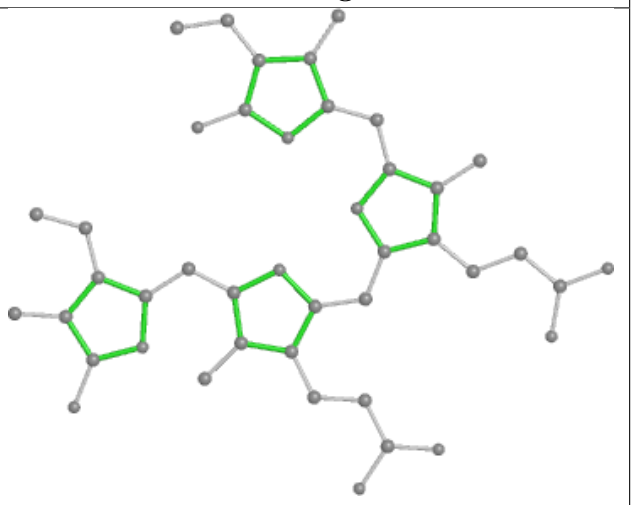

Rings

Ligand PUB B3 203

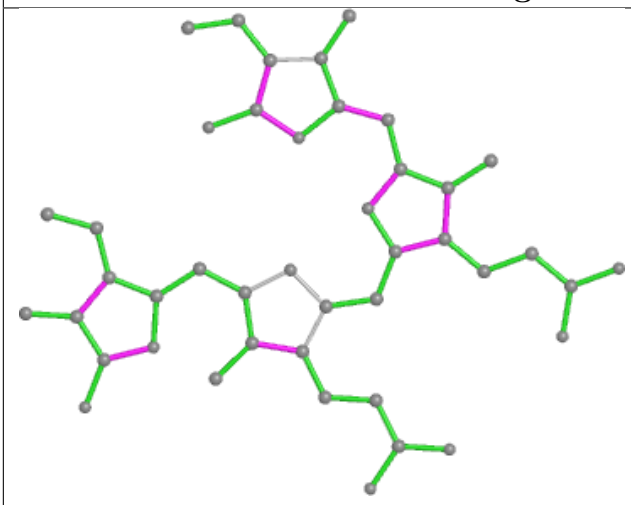

Bond lengths

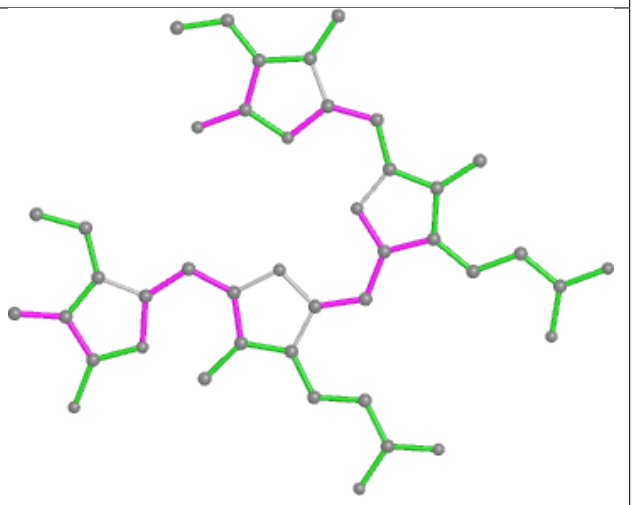

Bond angles

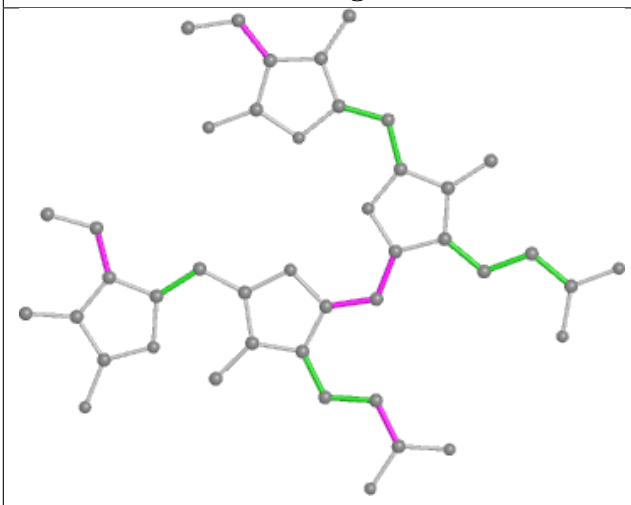

Torsions

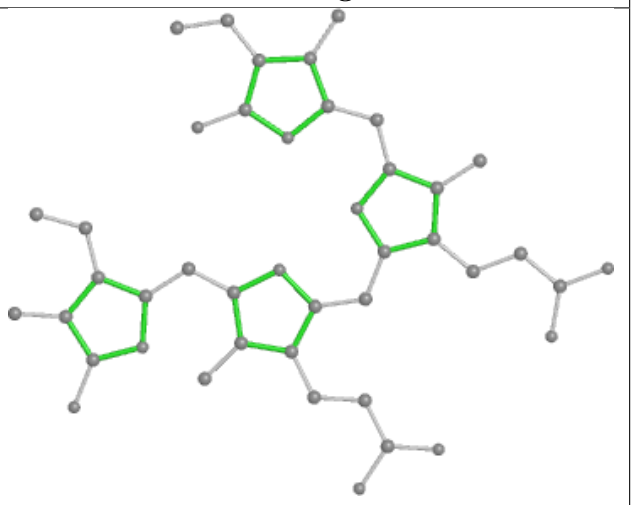

Rings

Ligand PEB z5 202

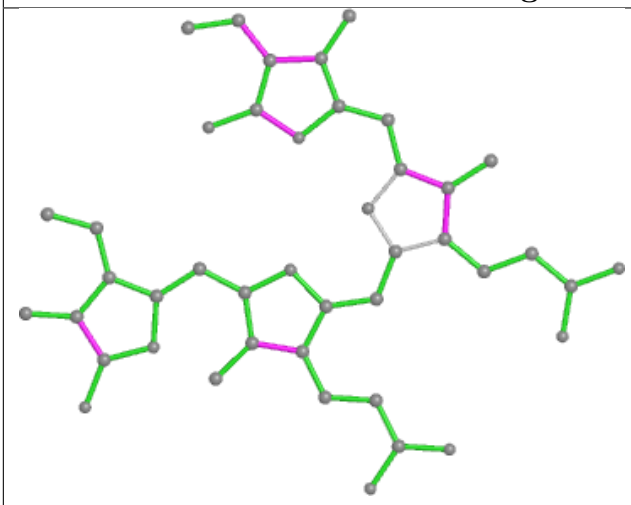

Bond lengths

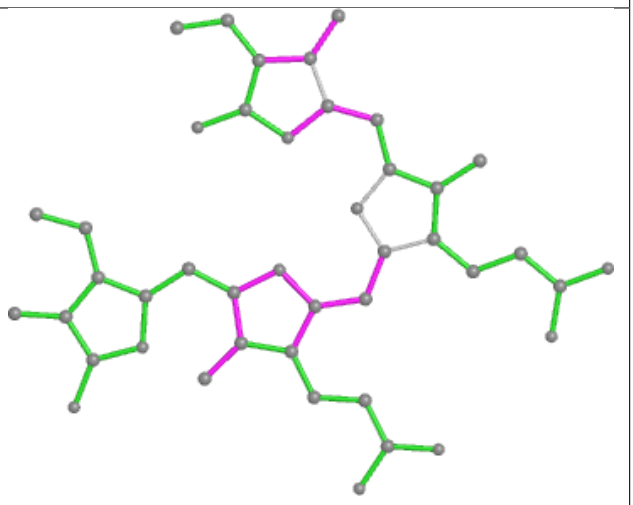

Bond angles

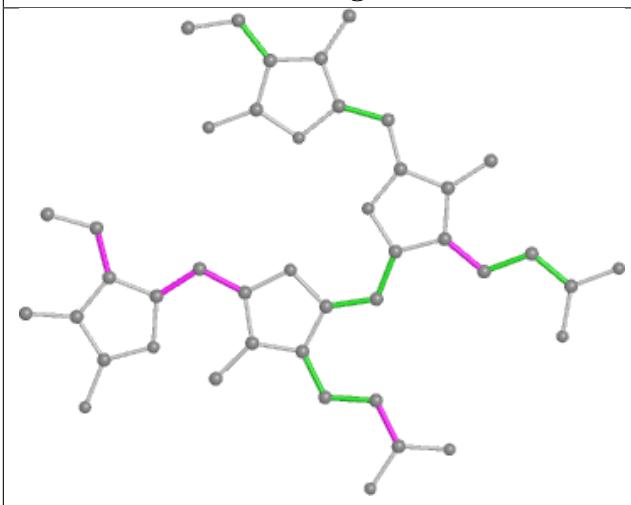

Torsions

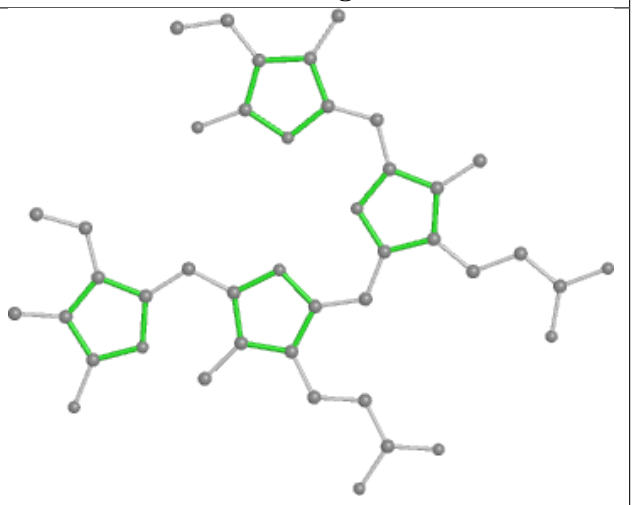

Rings

Ligand PEB B3 201

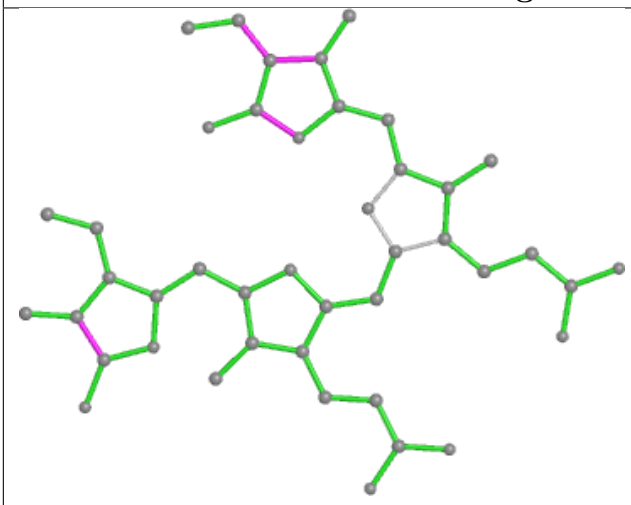

Bond lengths

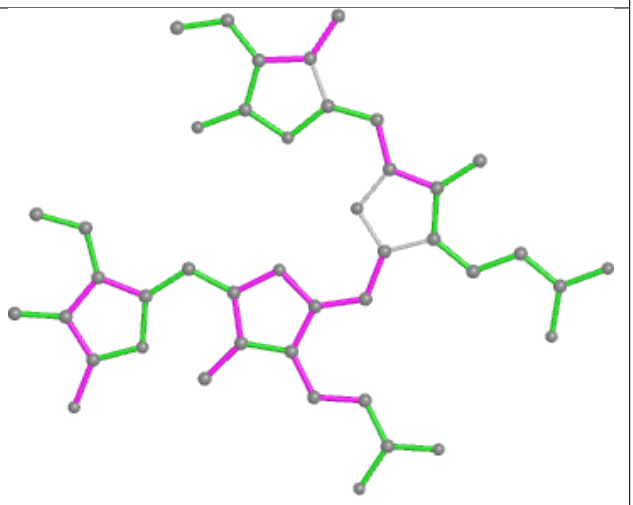

Bond angles

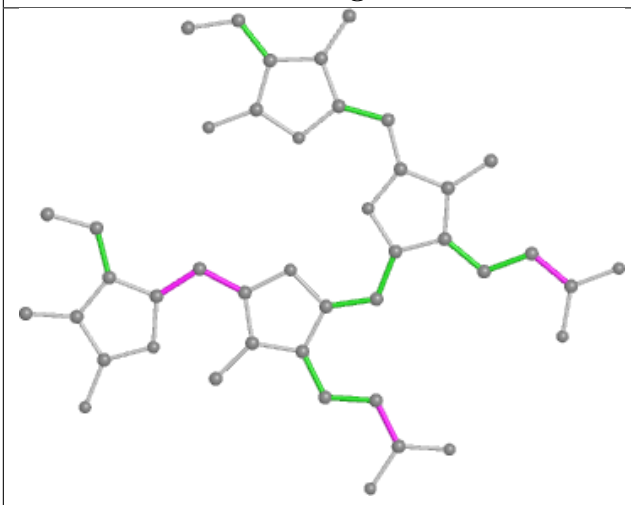

Torsions

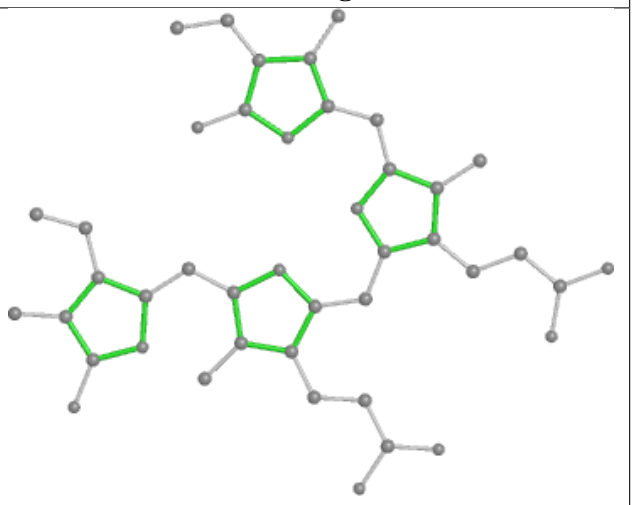

Rings

Ligand PVN gz 304

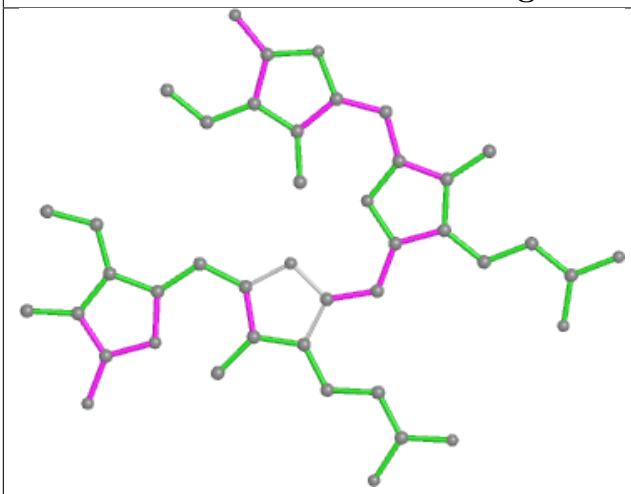

Bond lengths

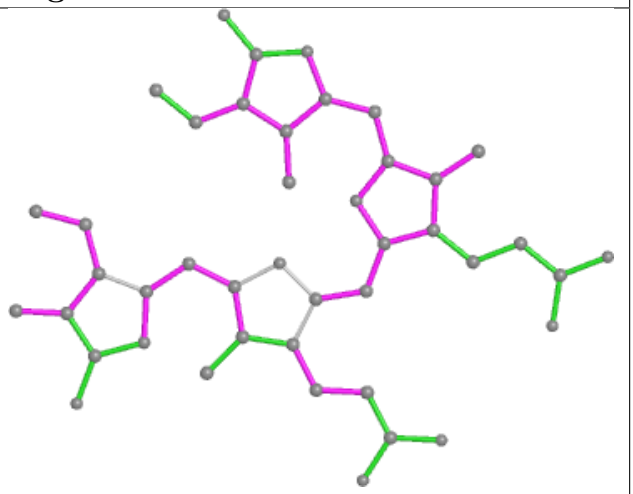

Bond angles

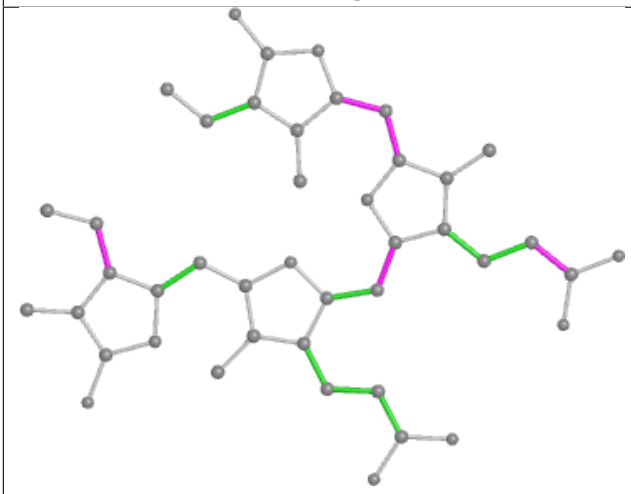

Torsions

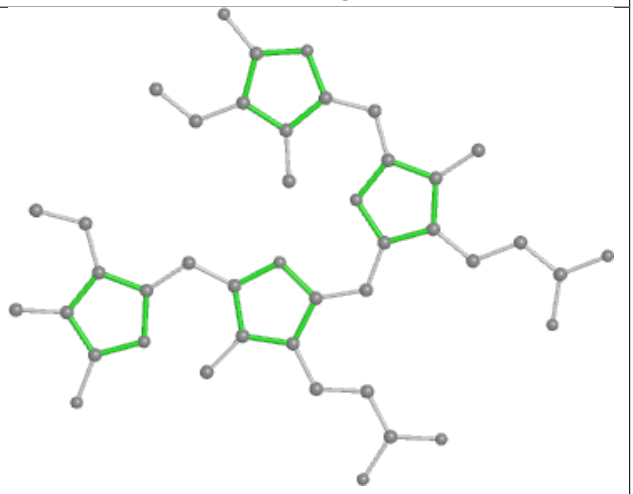

Rings

Ligand PEB eq 201

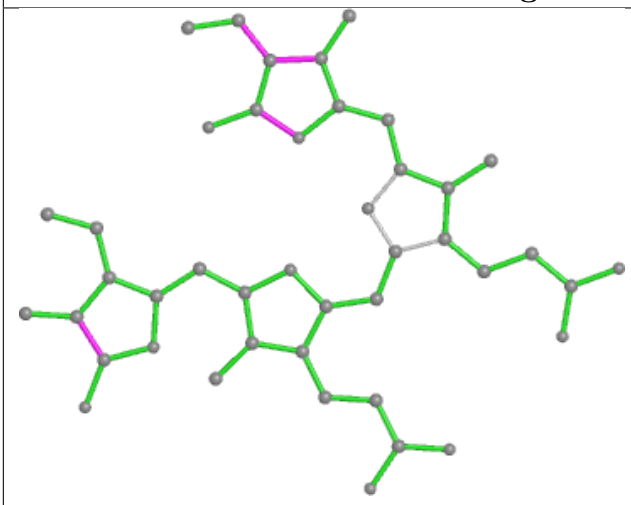

Bond lengths

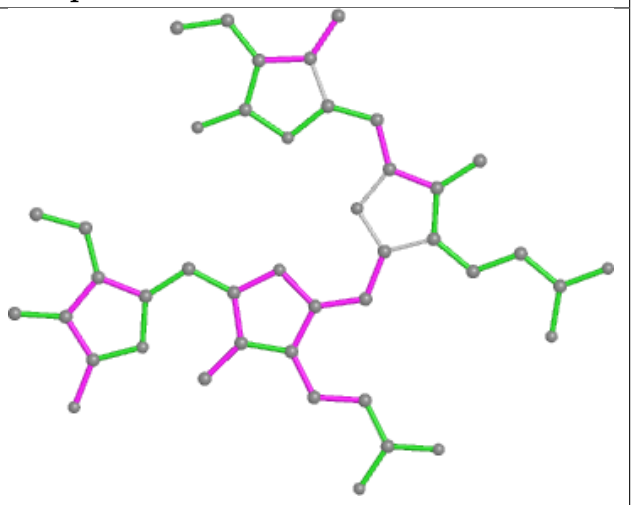

Bond angles

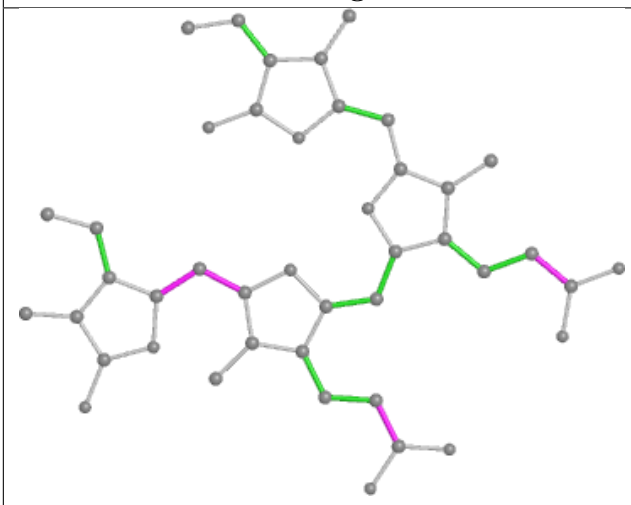

Torsions

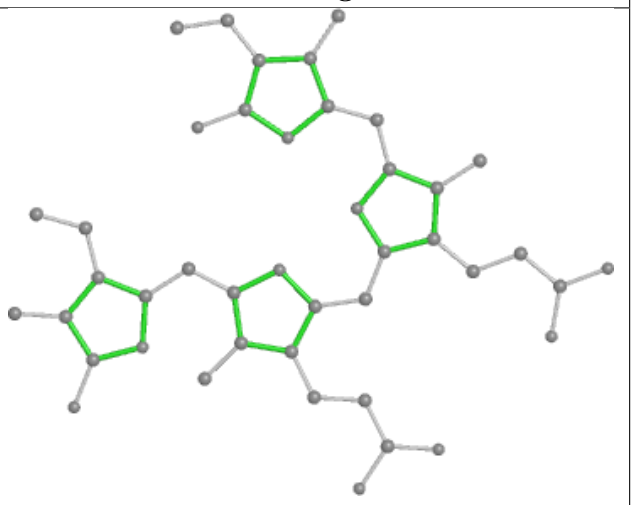

Rings

Ligand PEB A3 202

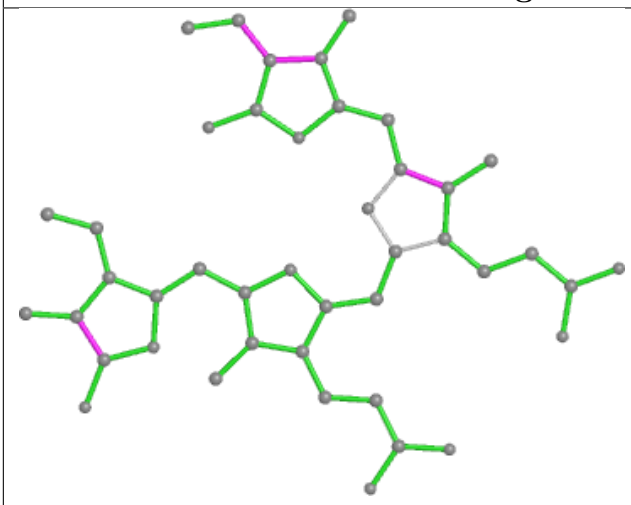

Bond lengths

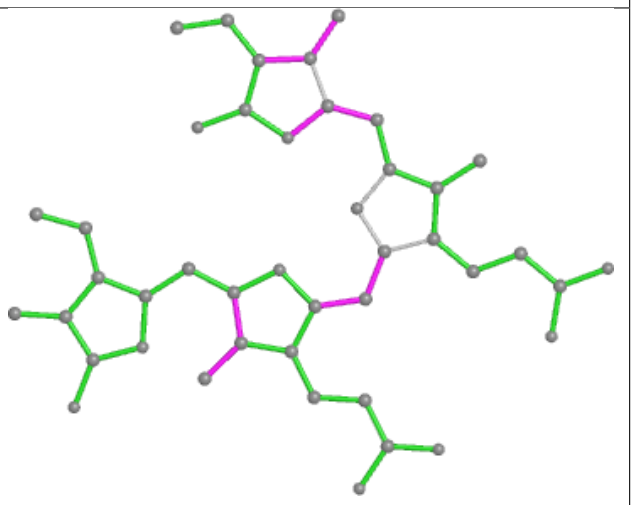

Bond angles

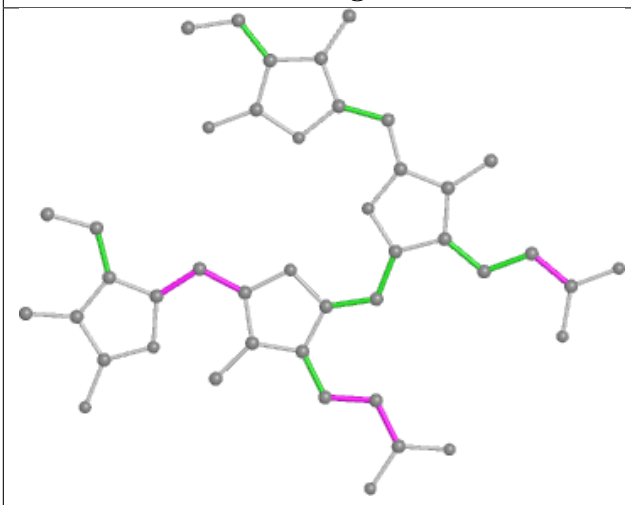

Torsions

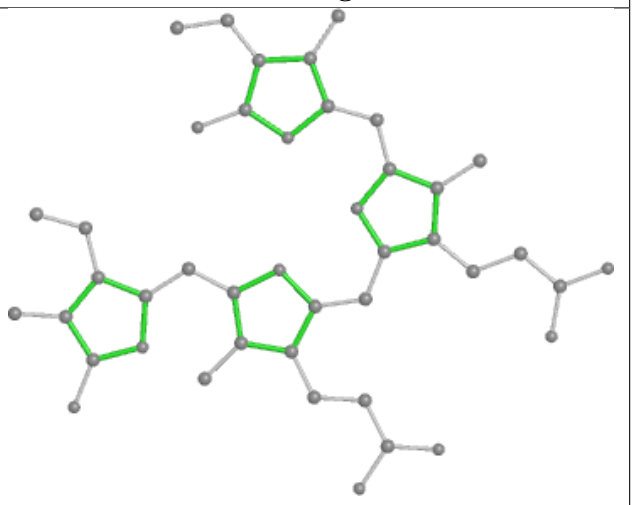

Rings

Ligand PEB hX 201

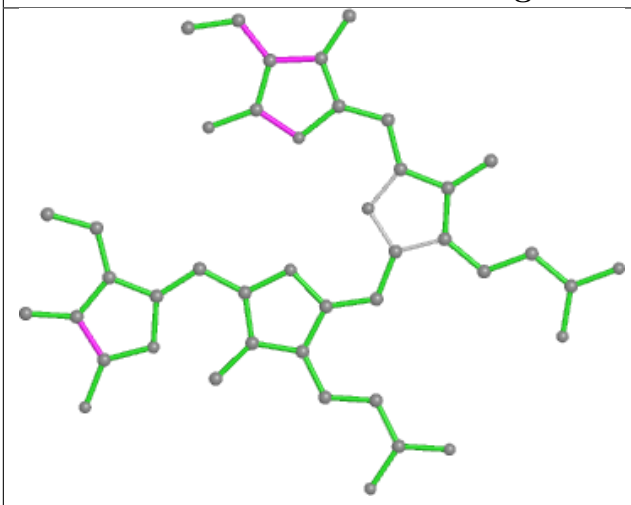

Bond lengths

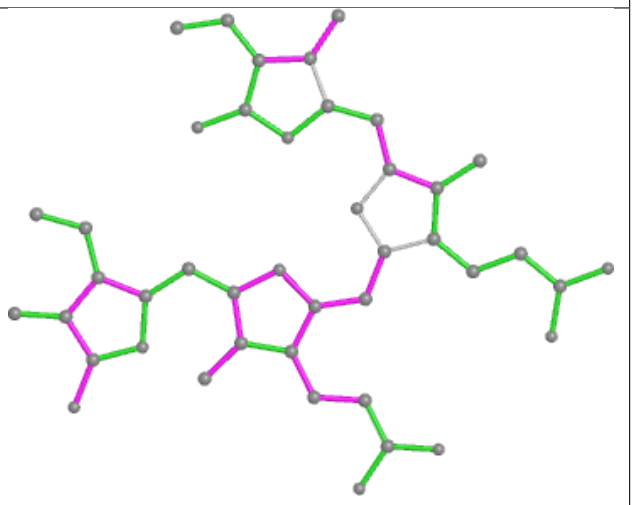

Bond angles

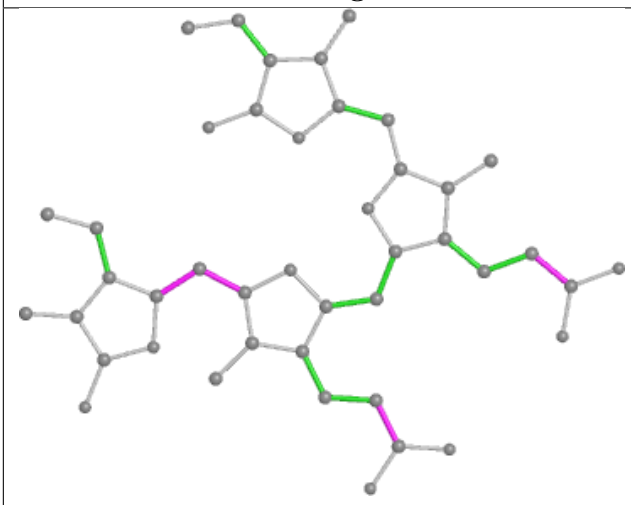

Torsions

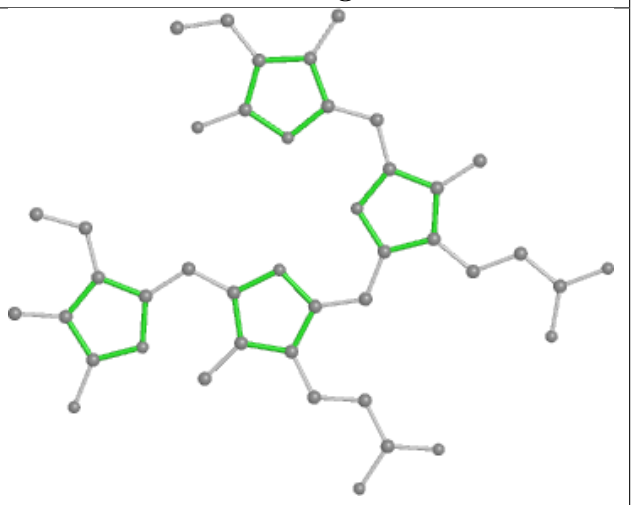

Rings

Ligand PEB w2 202

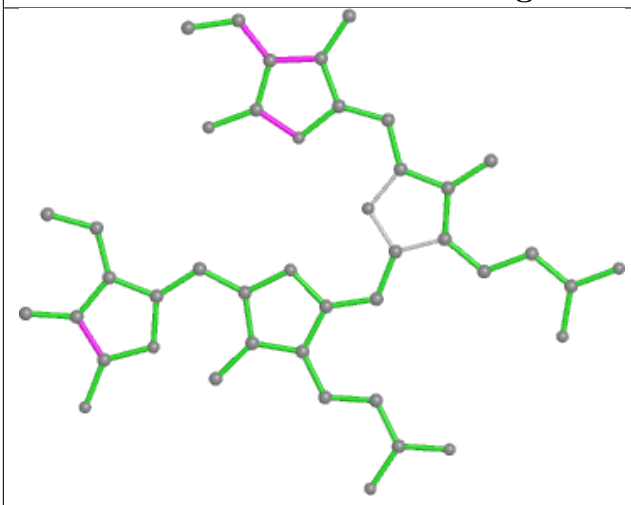

Bond lengths

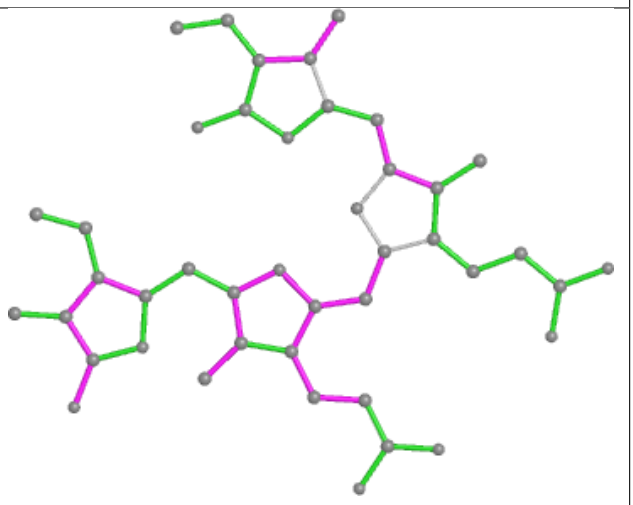

Bond angles

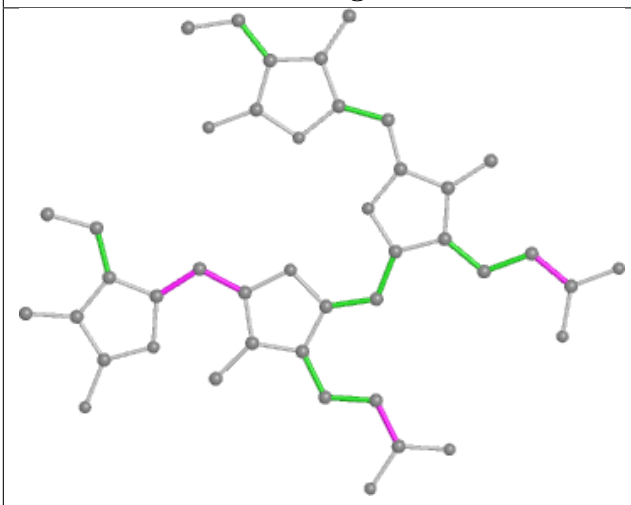

Torsions

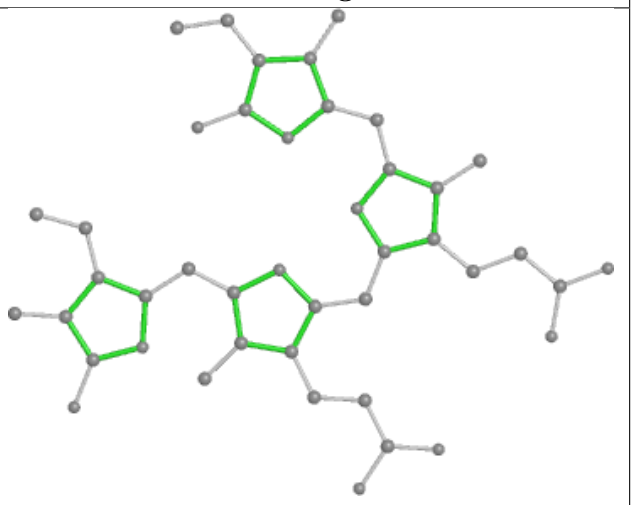

Rings

Ligand PEB v9 202

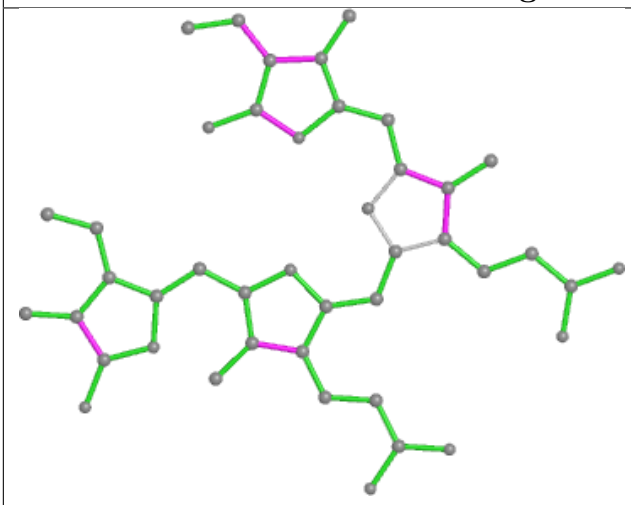

Bond lengths

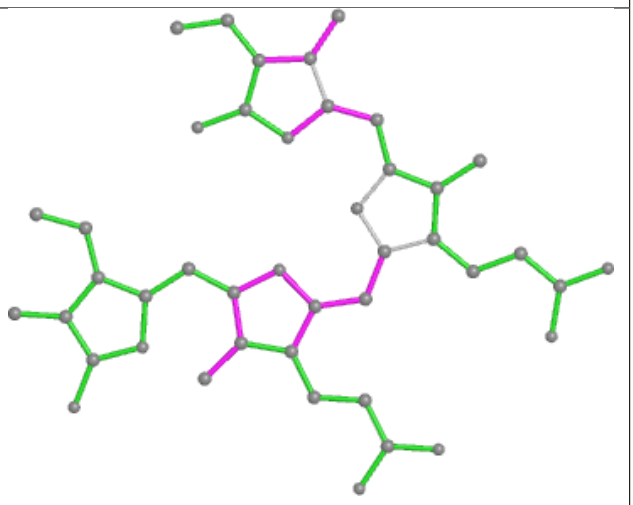

Bond angles

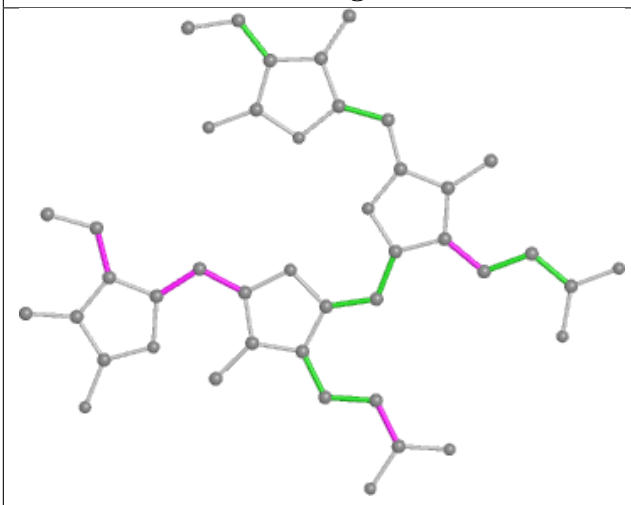

Torsions

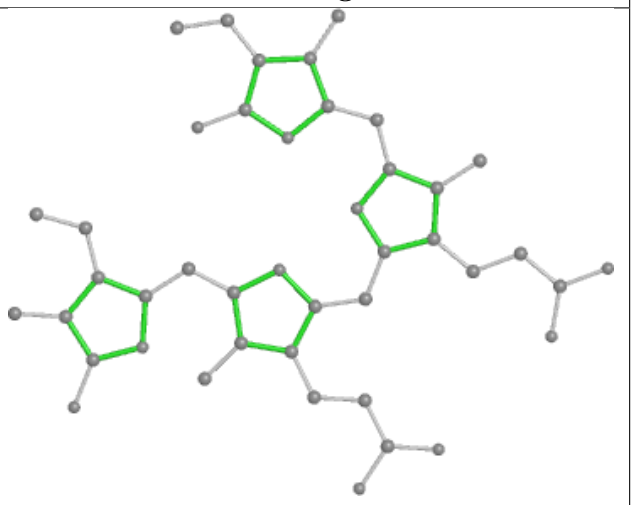

Rings

Ligand PEB u8 201

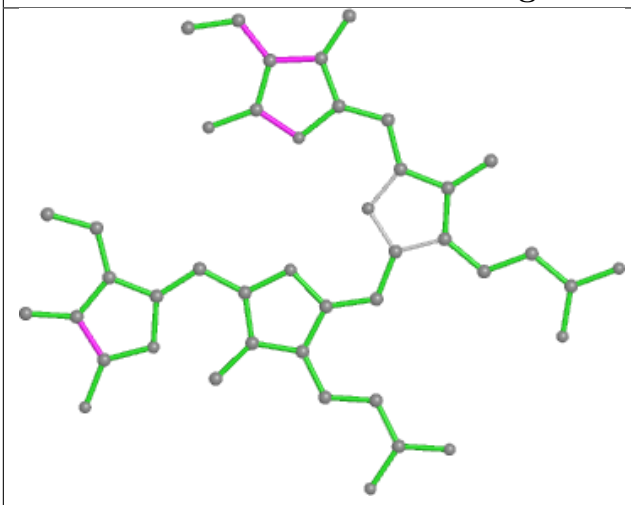

Bond lengths

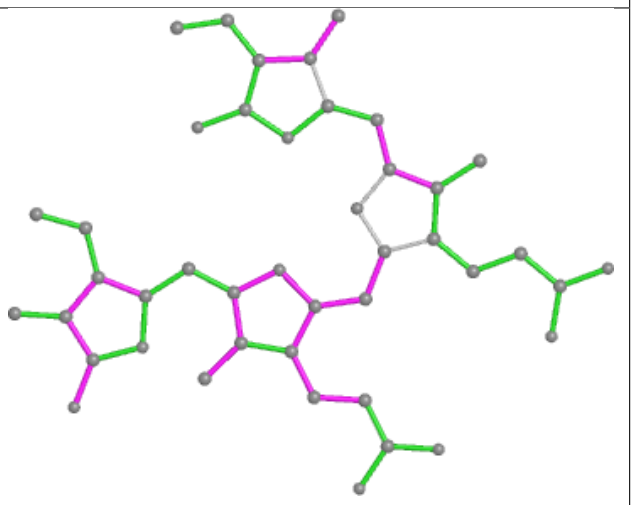

Bond angles

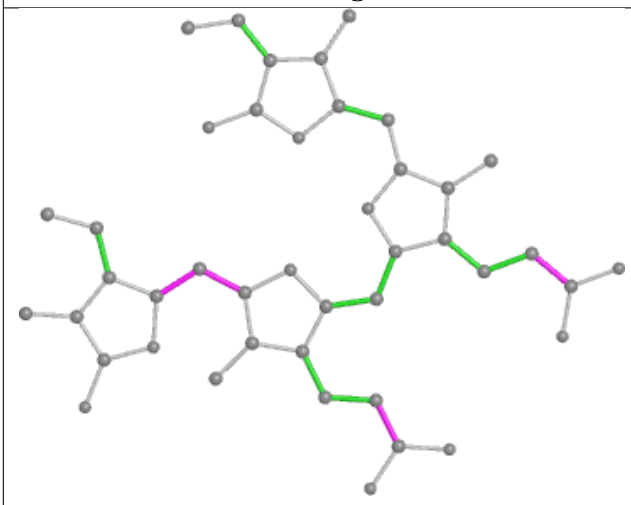

Torsions

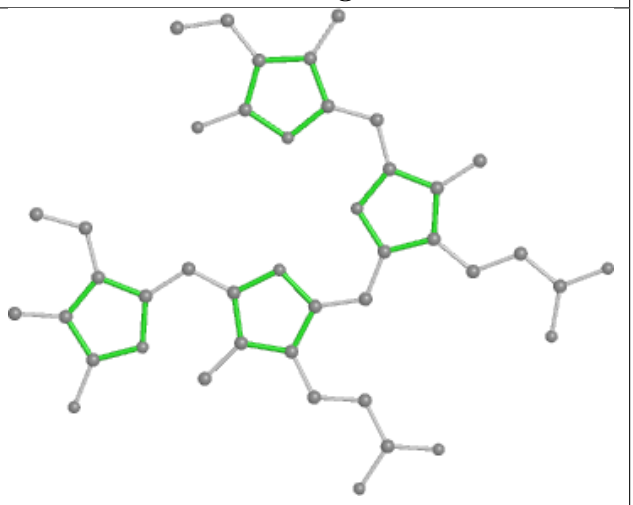

Rings

Ligand PVN C2 303

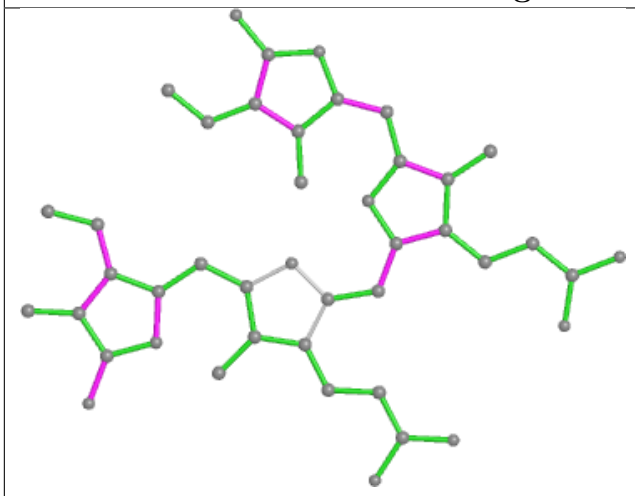

Bond lengths

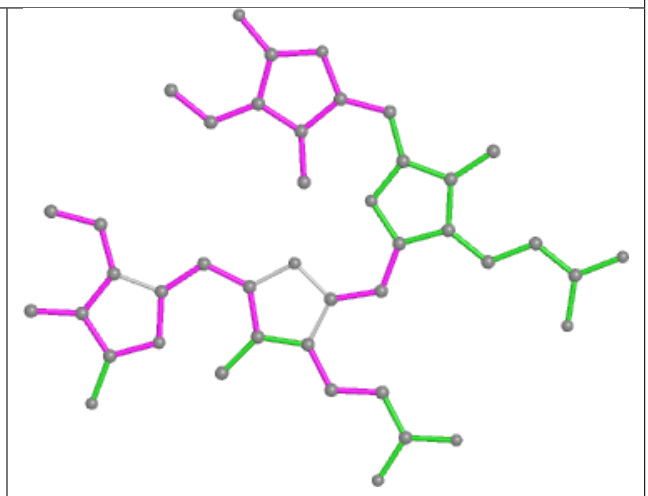

Bond angles

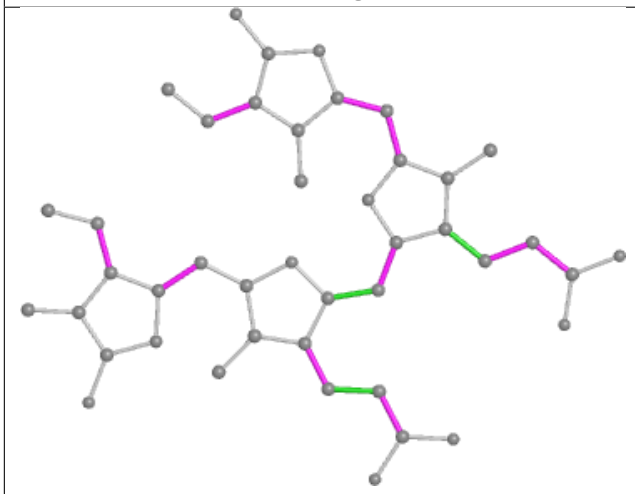

Torsions

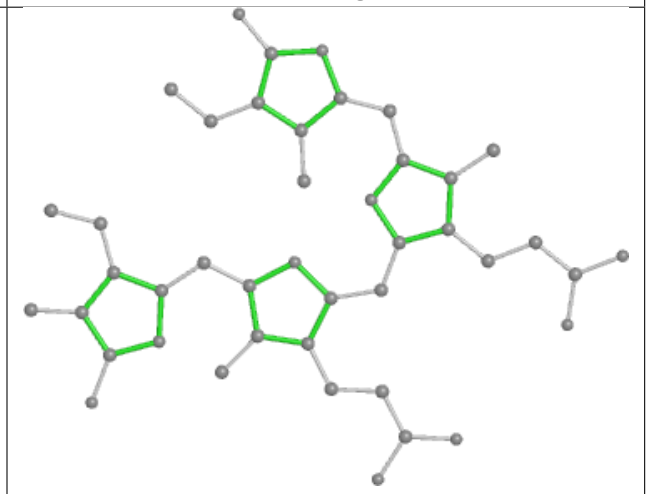

Rings

Ligand PEB fu 201

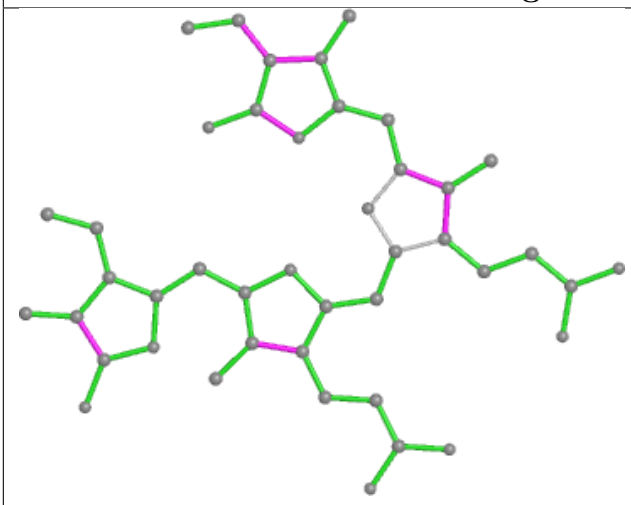

Bond lengths

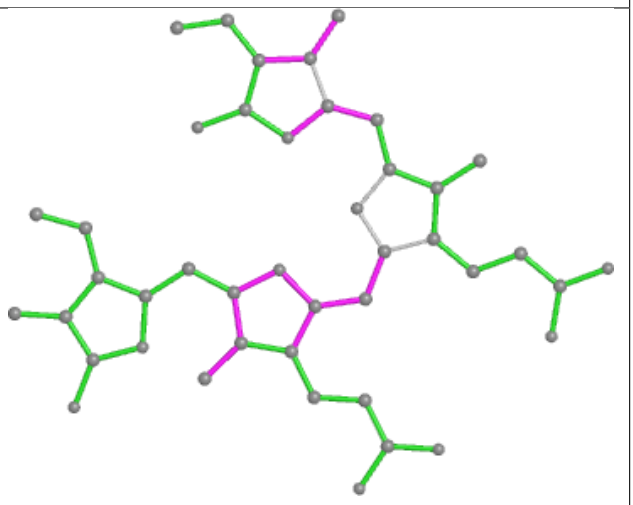

Bond angles

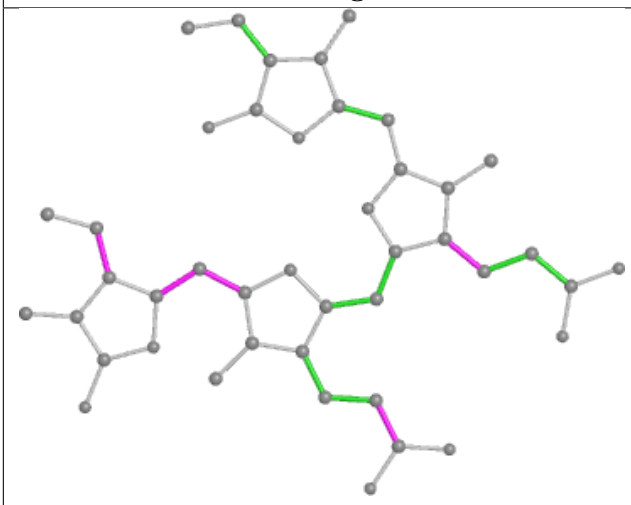

Torsions

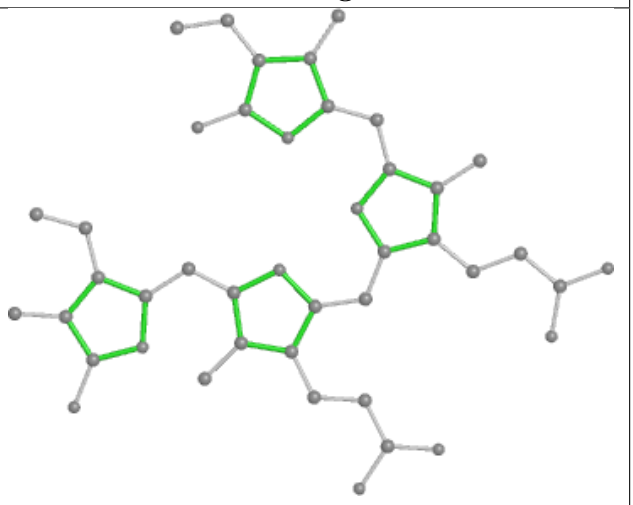

Rings

Ligand PEB C7 201

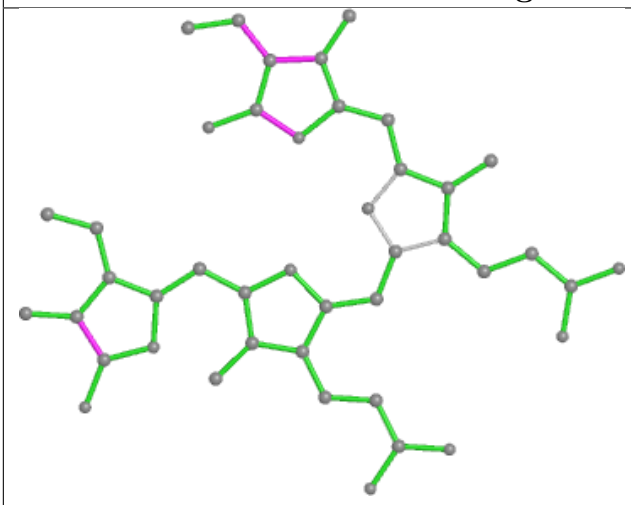

Bond lengths

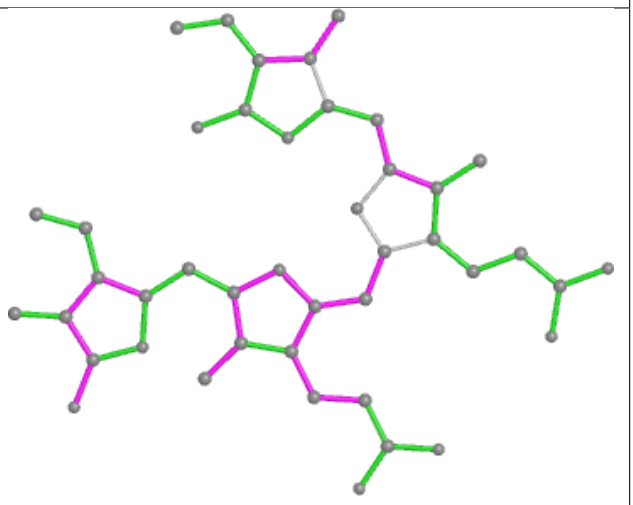

Bond angles

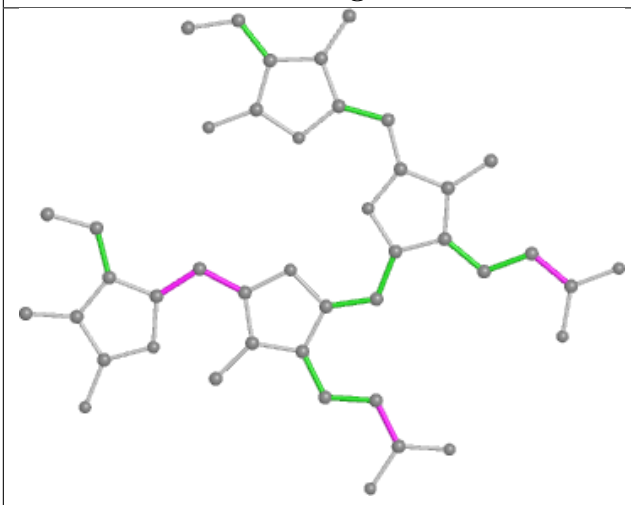

Torsions

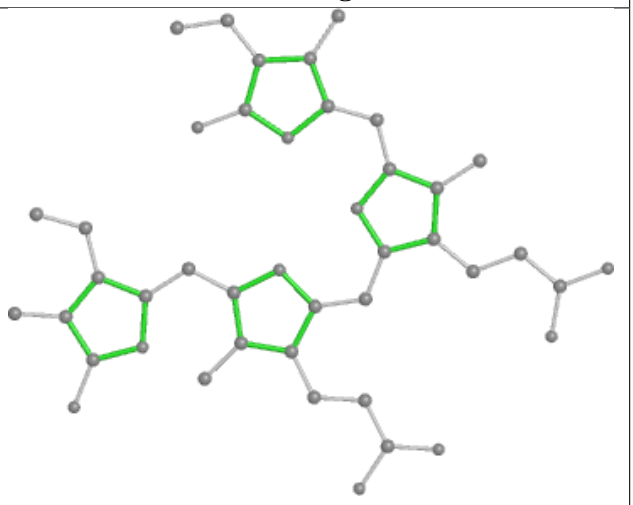

Rings

Ligand PEB cZ 201

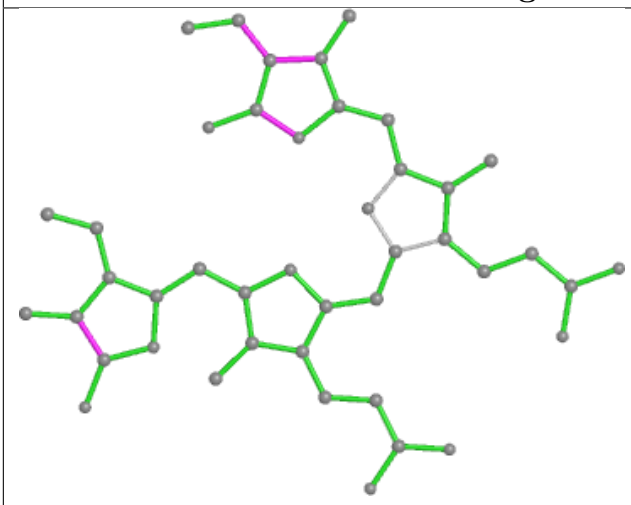

Bond lengths

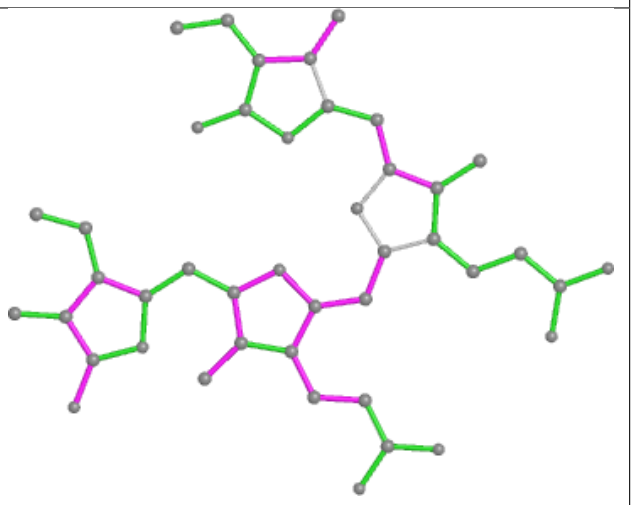

Bond angles

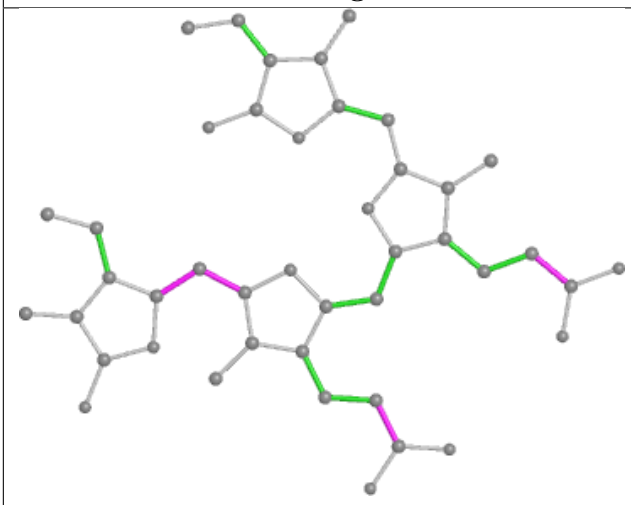

Torsions

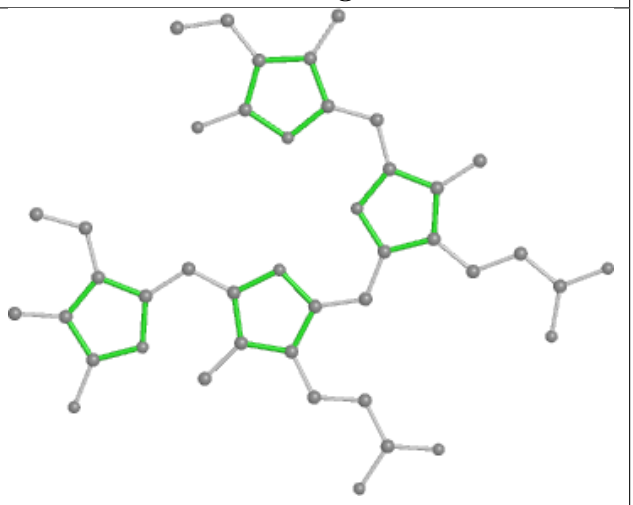

Rings

Ligand PUB x7 203

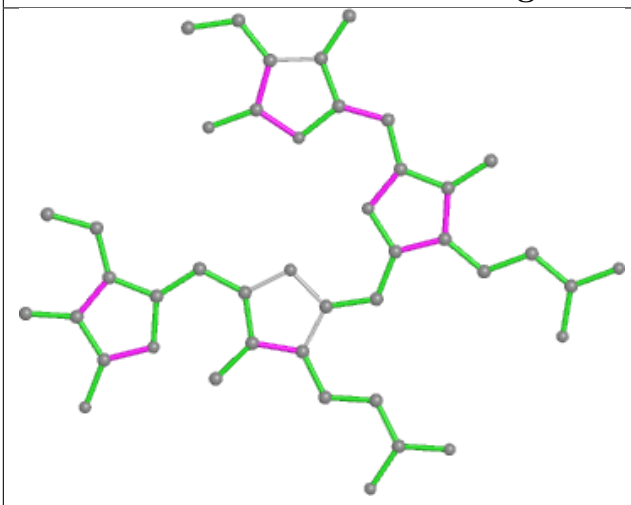

Bond lengths

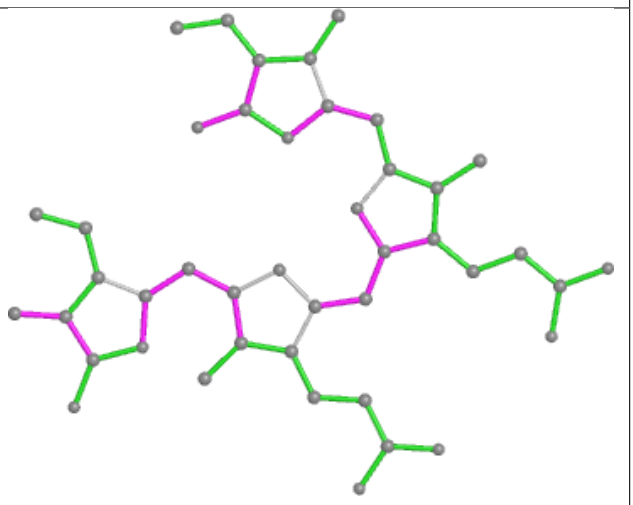

Bond angles

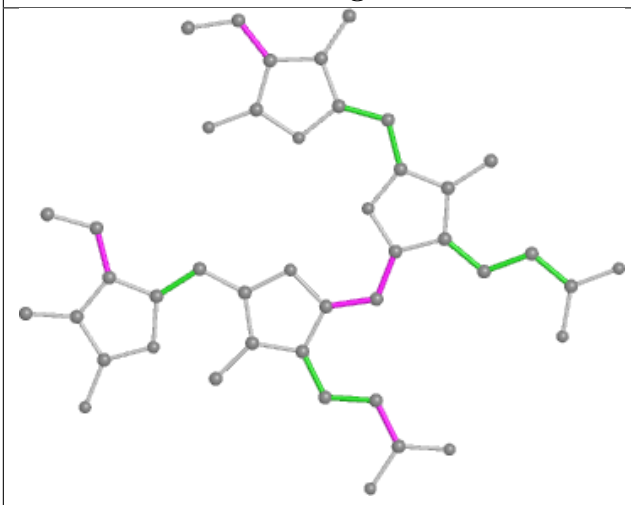

Torsions

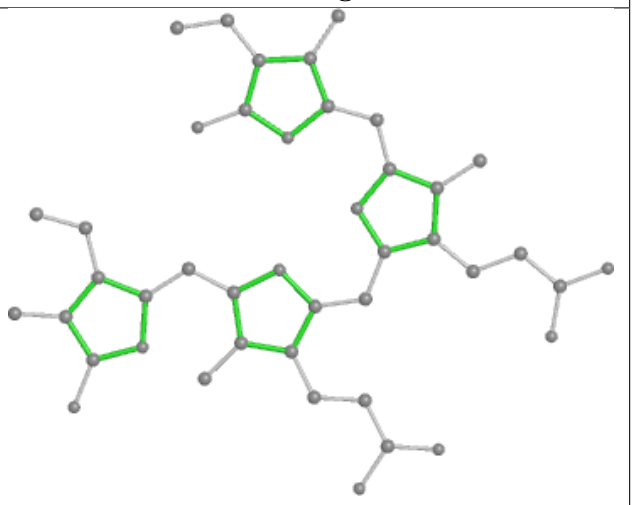

Rings

Ligand PEB w6 1001

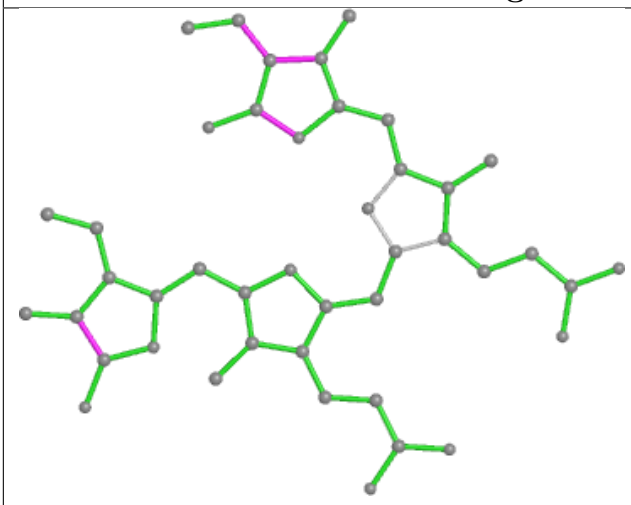

Bond lengths

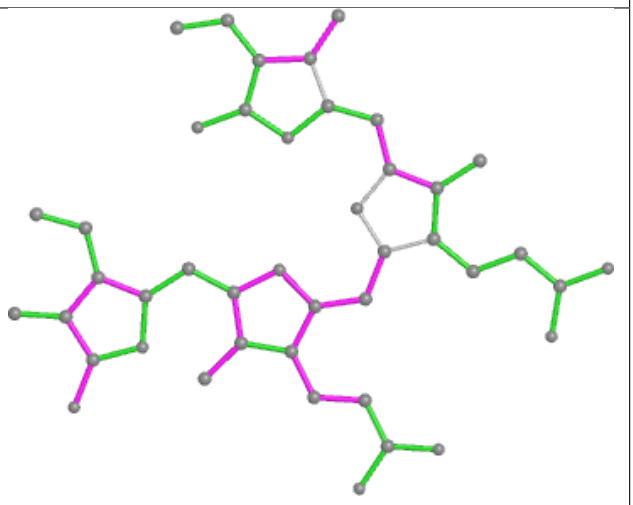

Bond angles

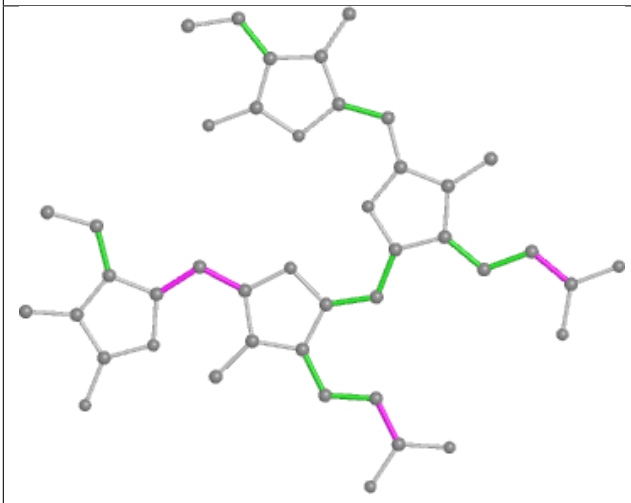

Torsions

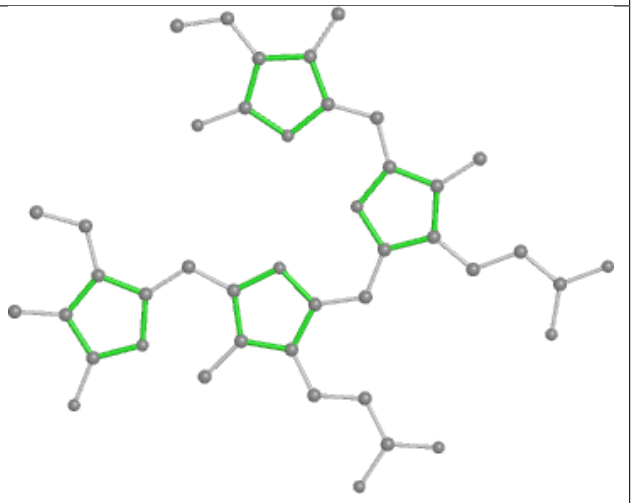

Rings

Ligand PUB jM 1003

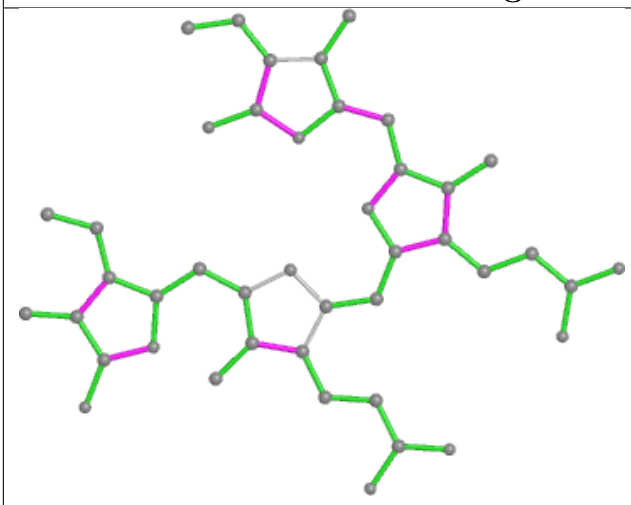

Bond lengths

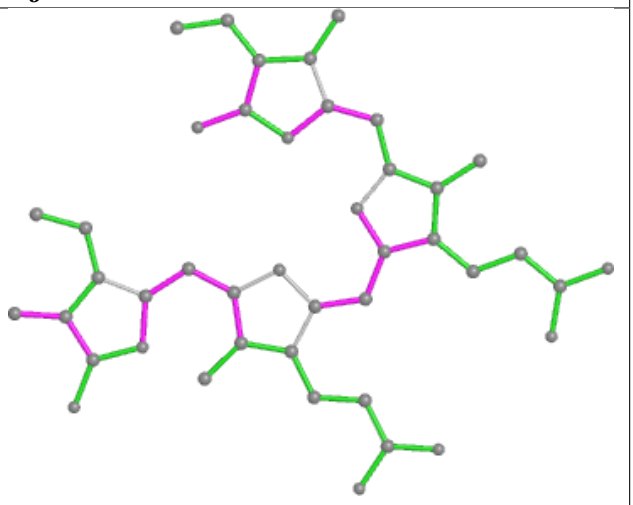

Bond angles

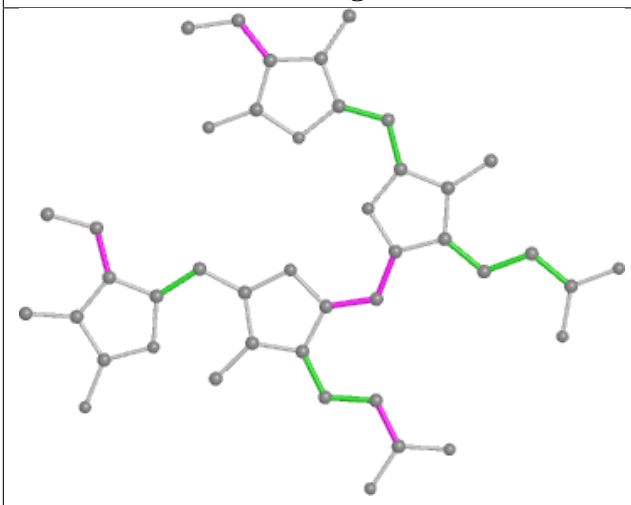

Torsions

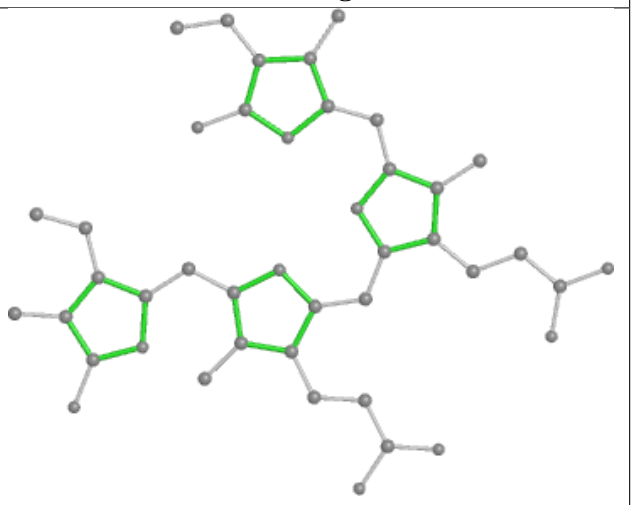

Rings

Ligand PEB dD 201

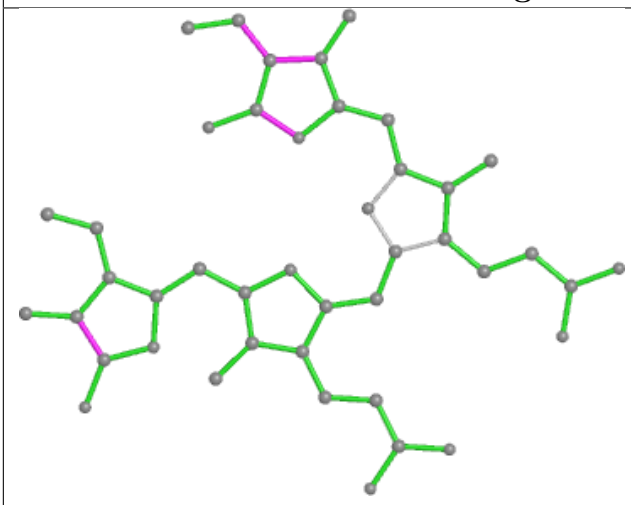

Bond lengths

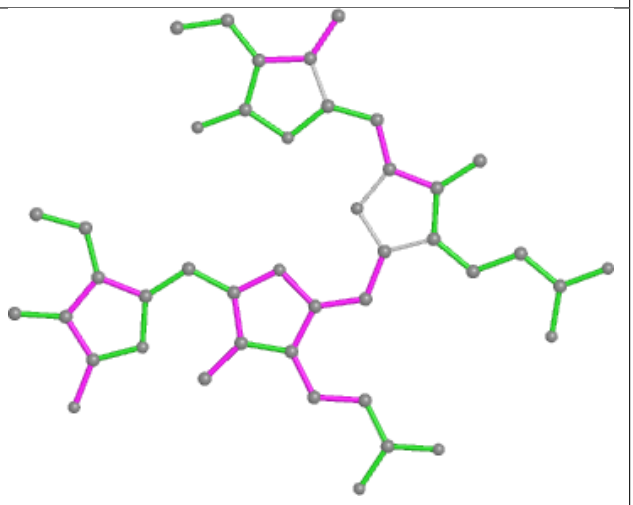

Bond angles

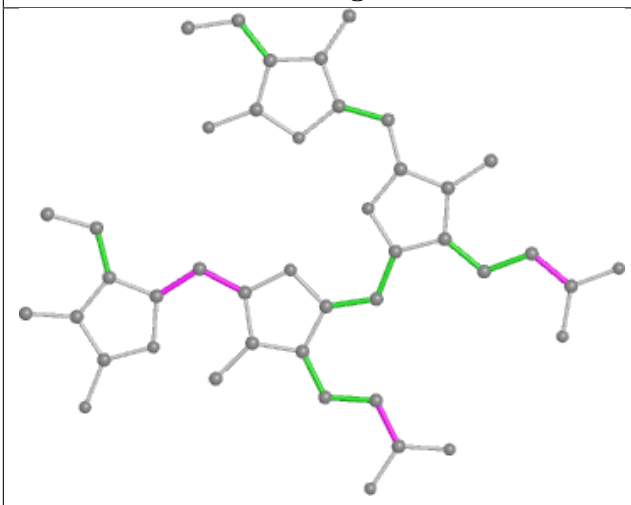

Torsions

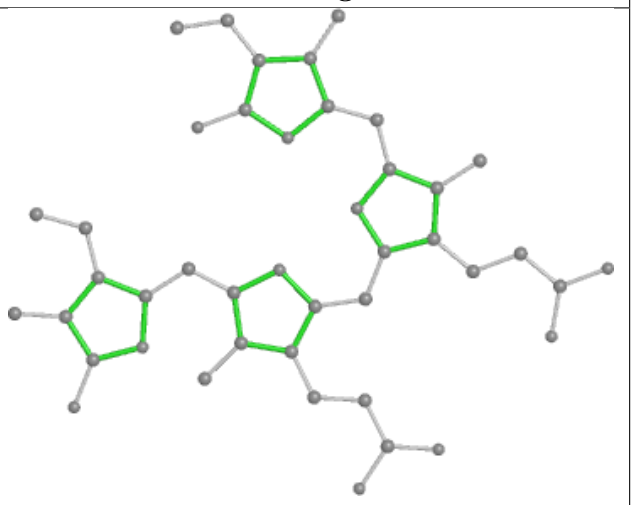

Rings

Ligand PEB ft 201

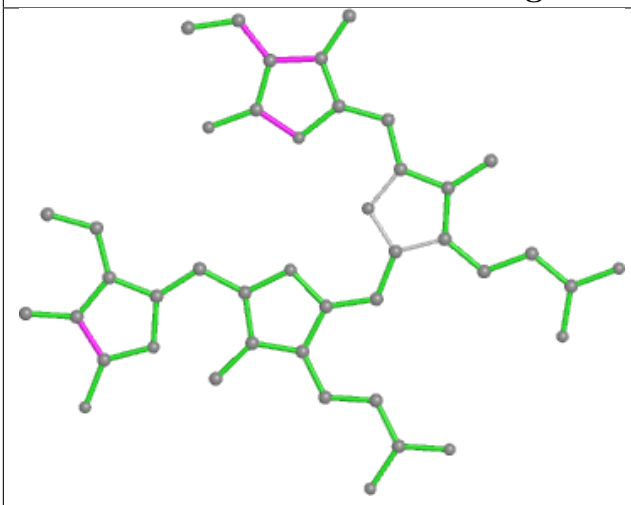

Bond lengths

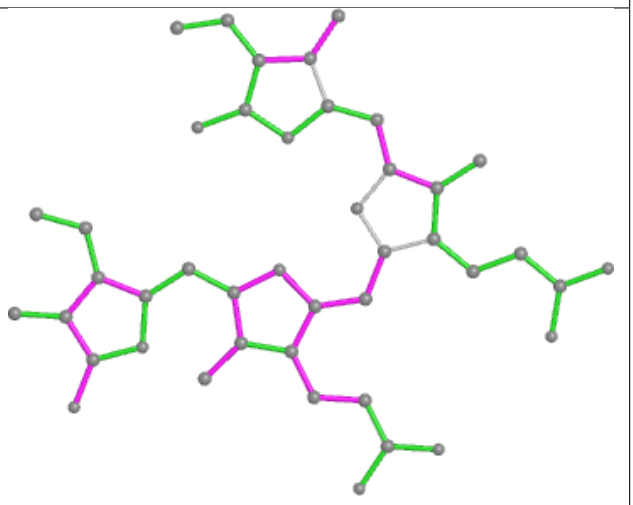

Bond angles

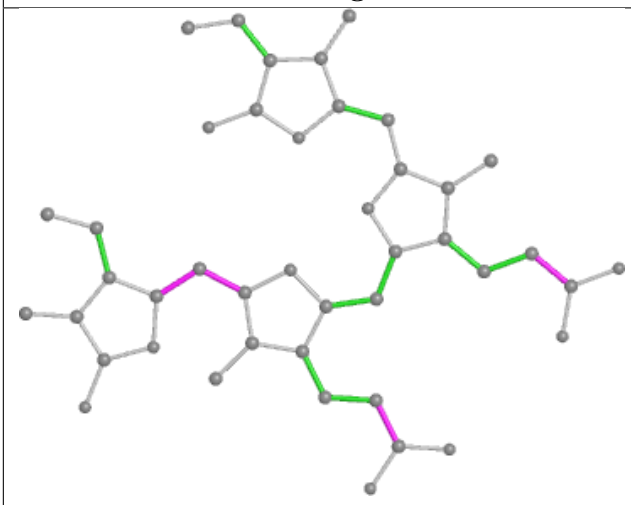

Torsions

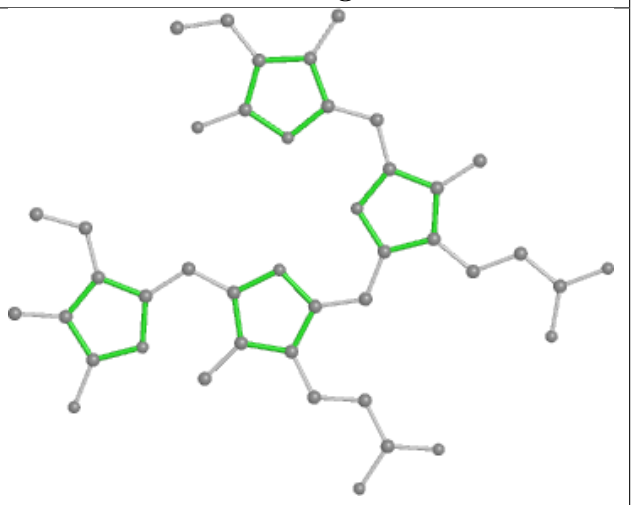

Rings

Ligand PEB m4 1001

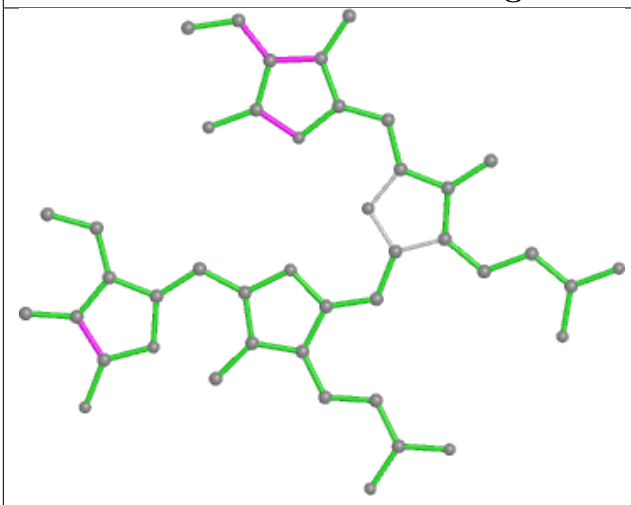

Bond lengths

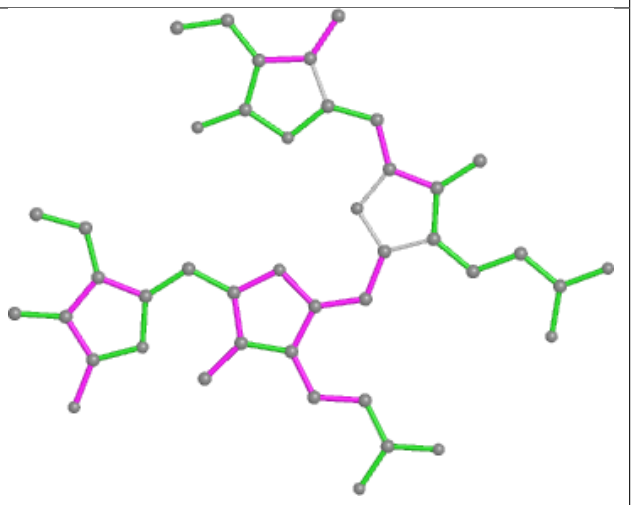

Bond angles

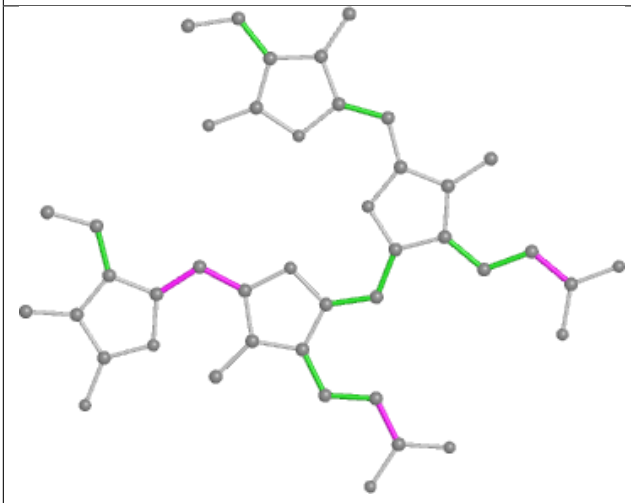

Torsions

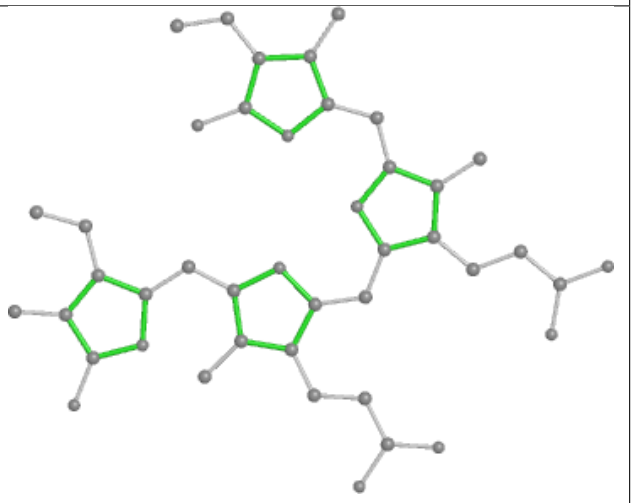

Rings

Ligand PEB lc 202

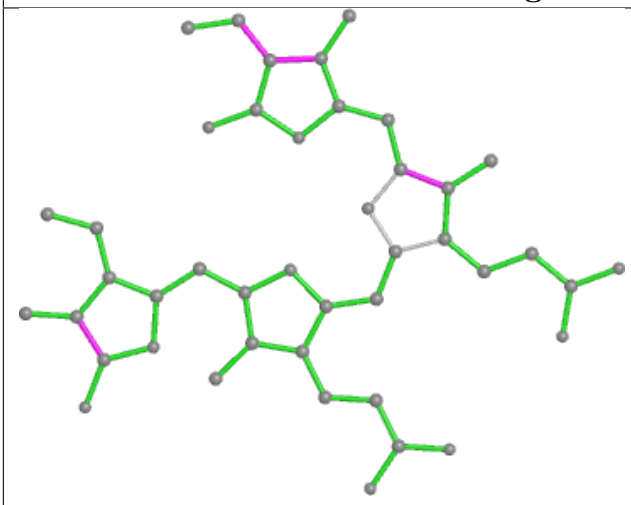

Bond lengths

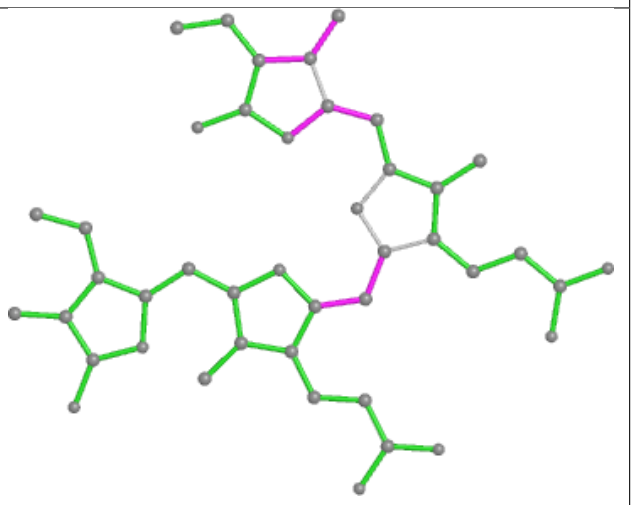

Bond angles

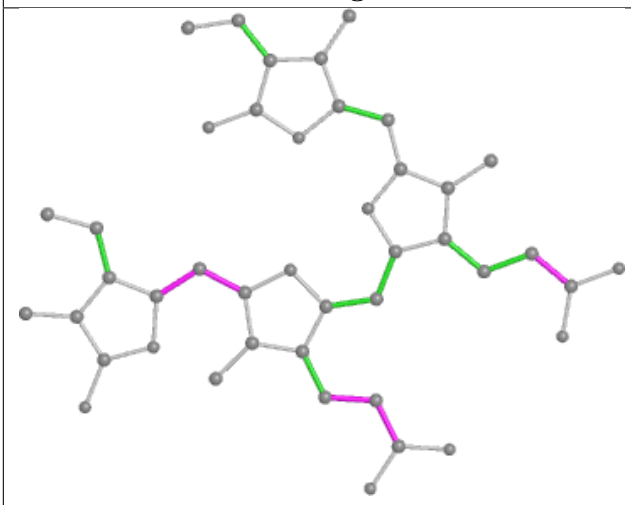

Torsions

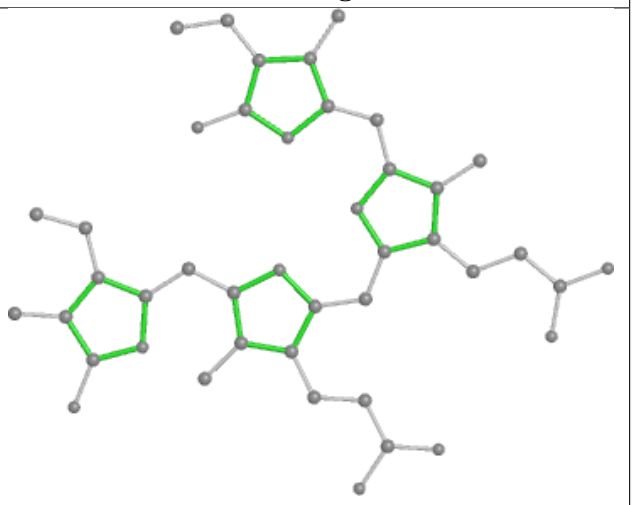

Rings

Ligand PEB s7 202

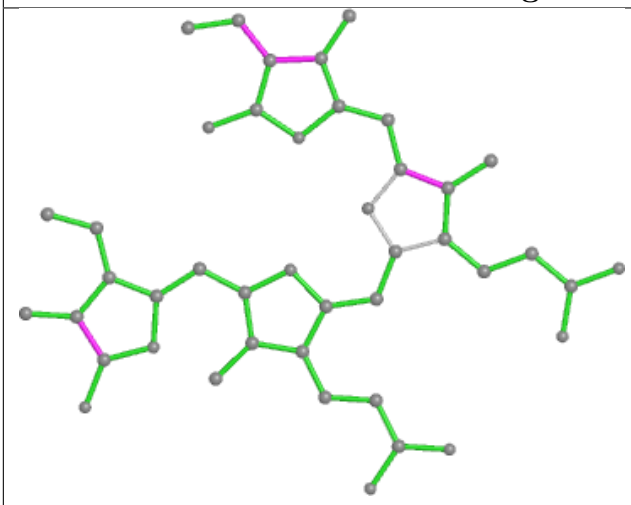

Bond lengths

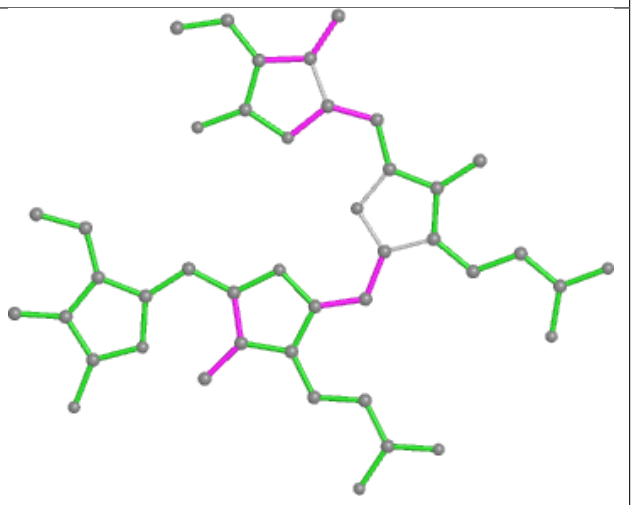

Bond angles

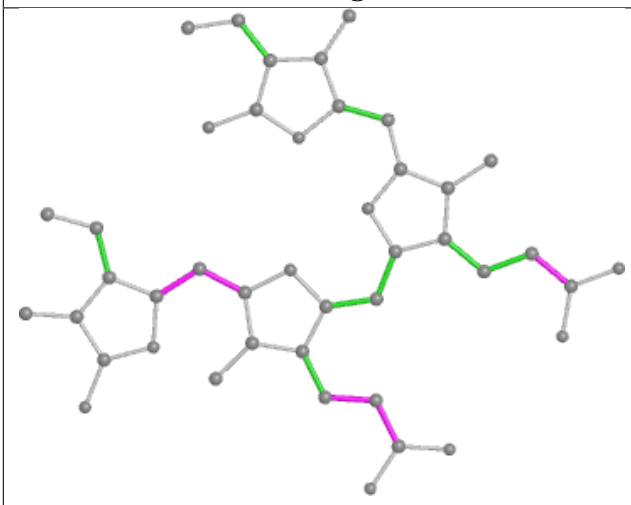

Torsions

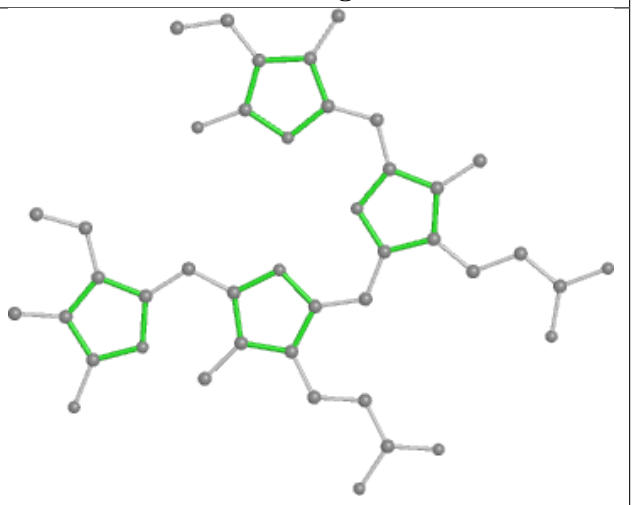

Rings

Ligand PEB ff 204

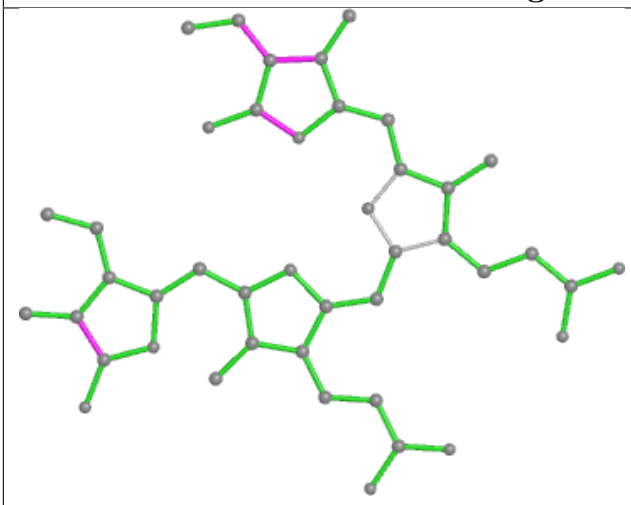

Bond lengths

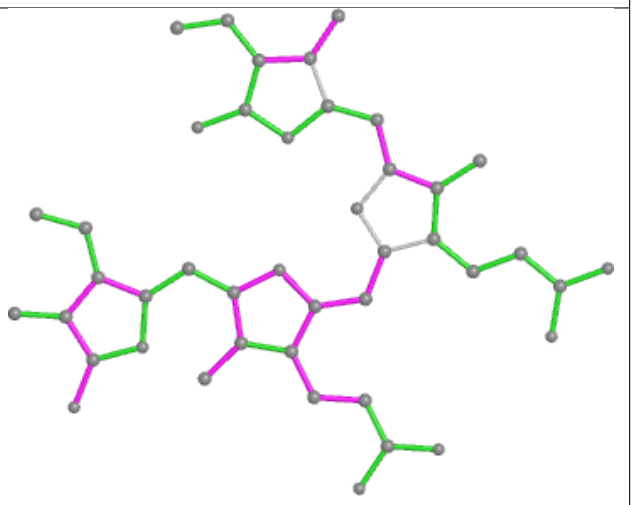

Bond angles

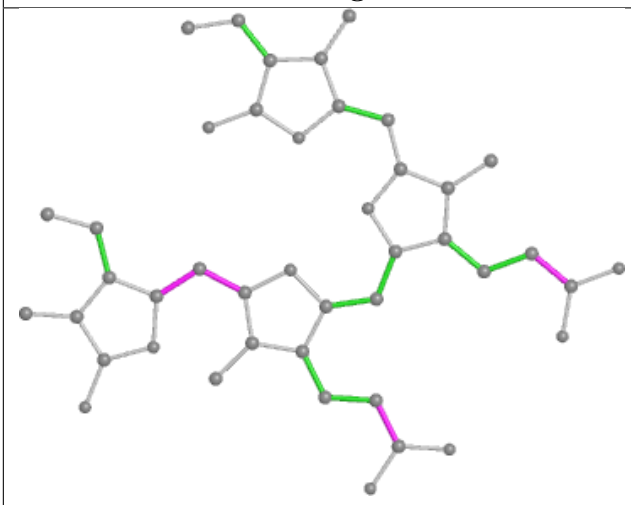

Torsions

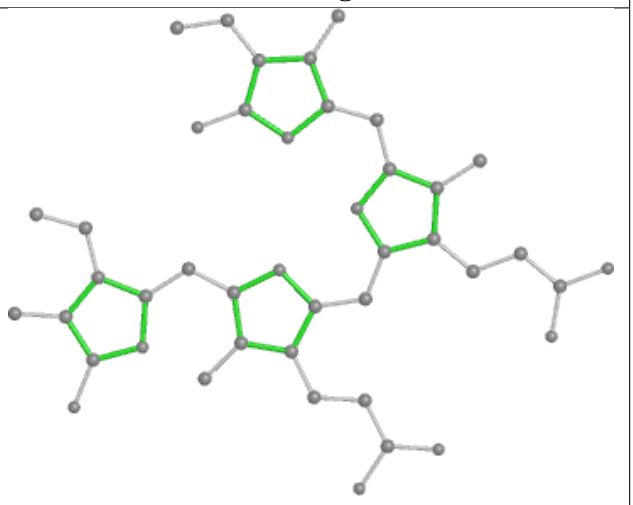

Rings

Ligand PEB P5 201

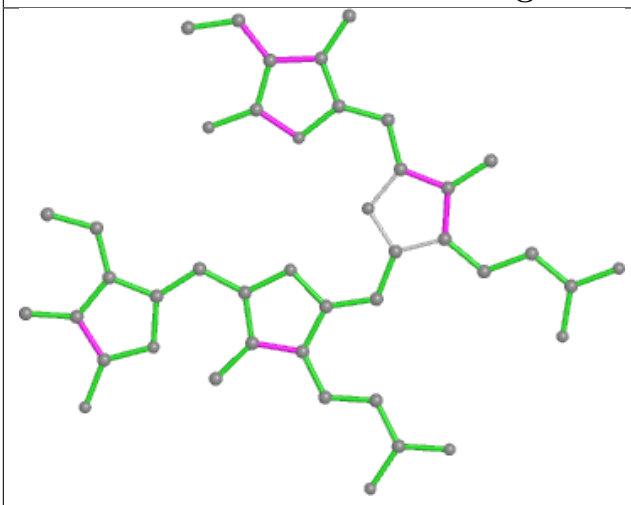

Bond lengths

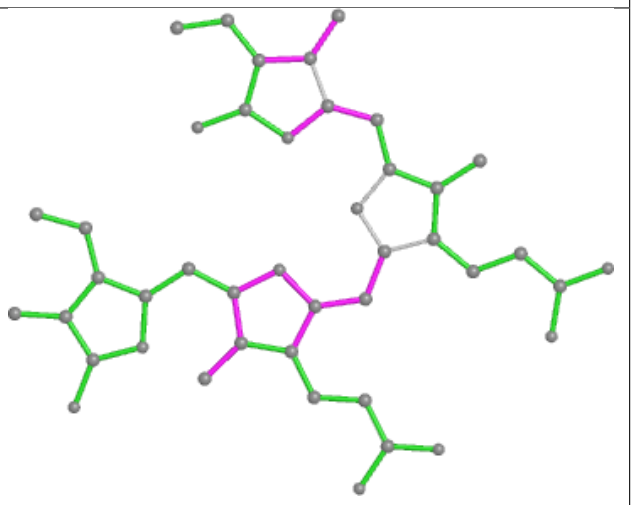

Bond angles

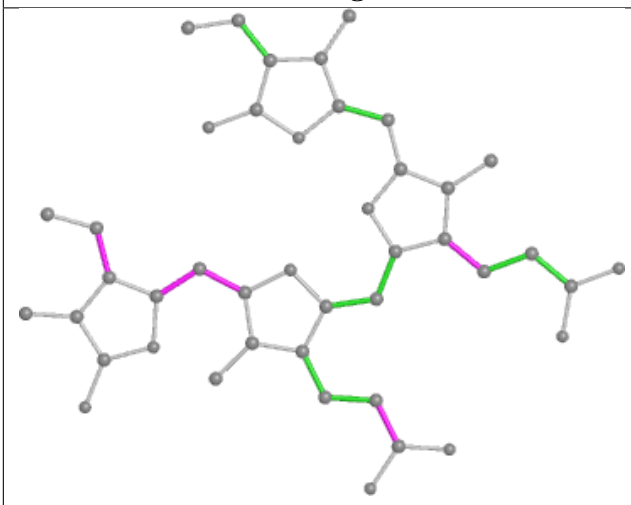

Torsions

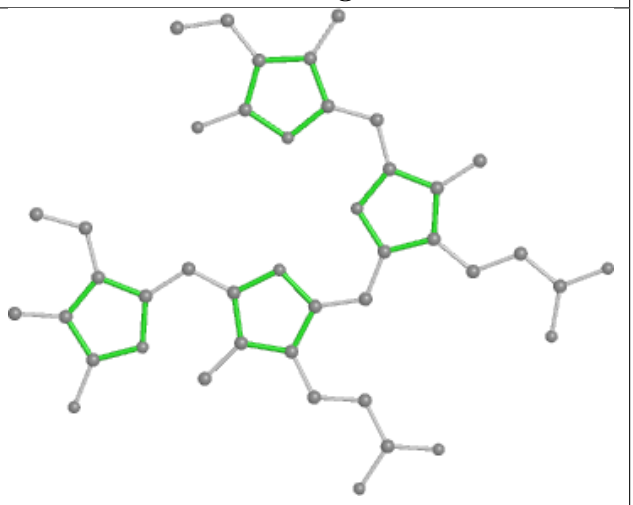

Rings

Ligand PEB hY 403

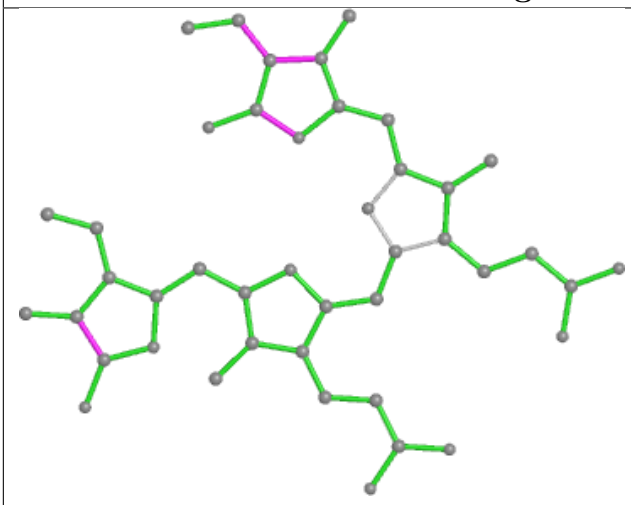

Bond lengths

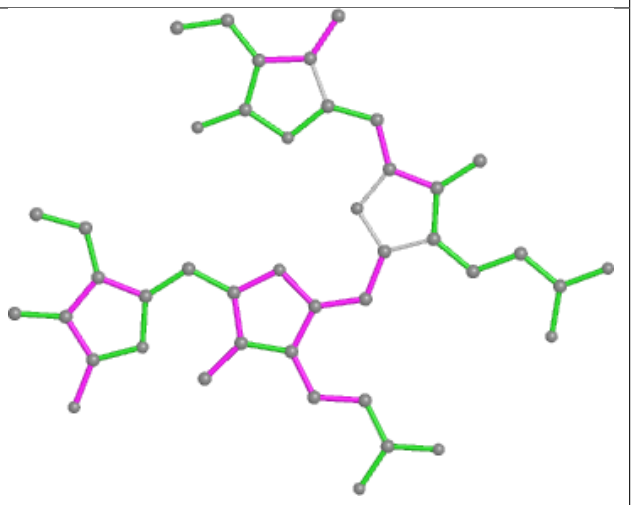

Bond angles

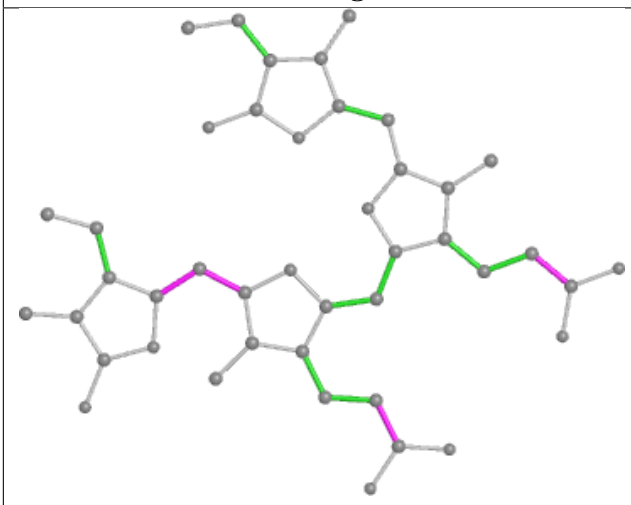

Torsions

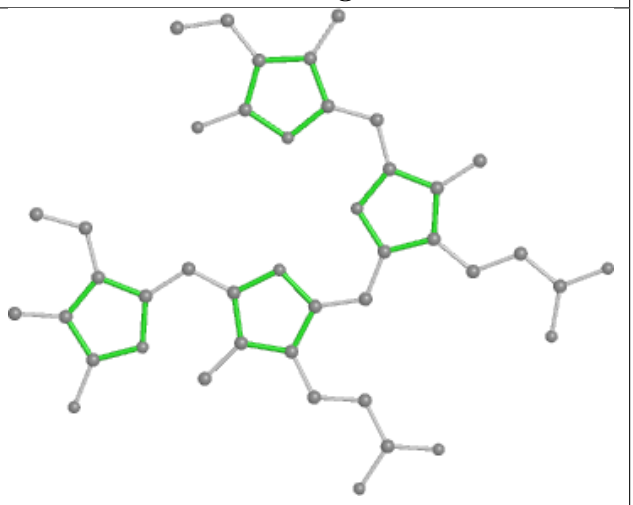

Rings

Ligand PEB dh 201

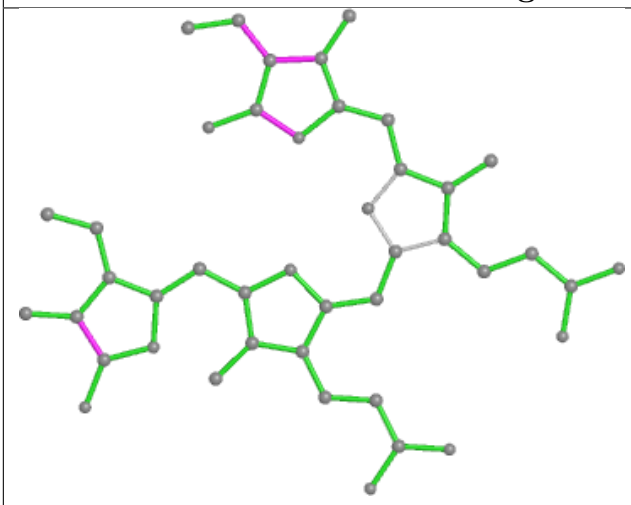

Bond lengths

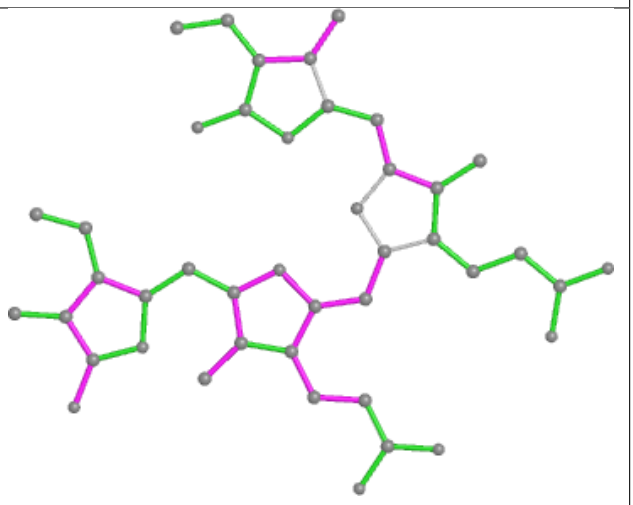

Bond angles

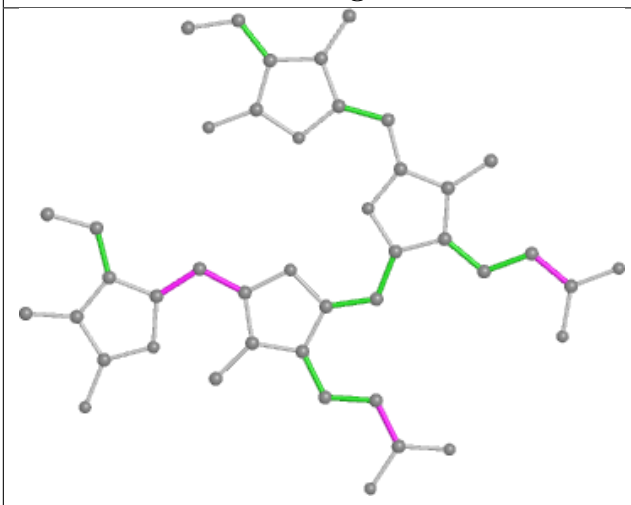

Torsions

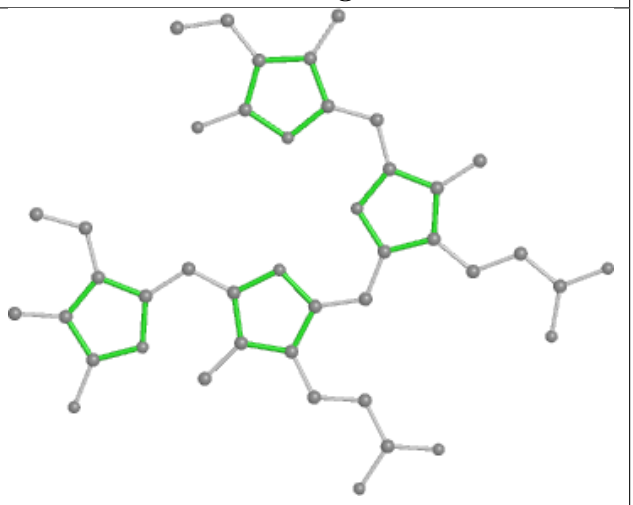

Rings

Ligand PEB T3 201

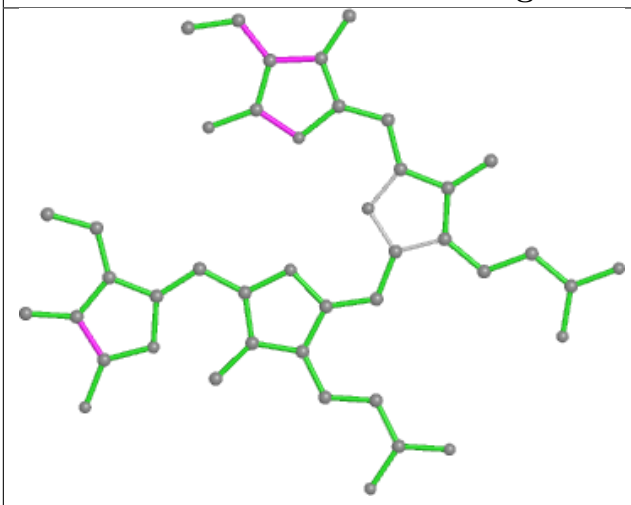

Bond lengths

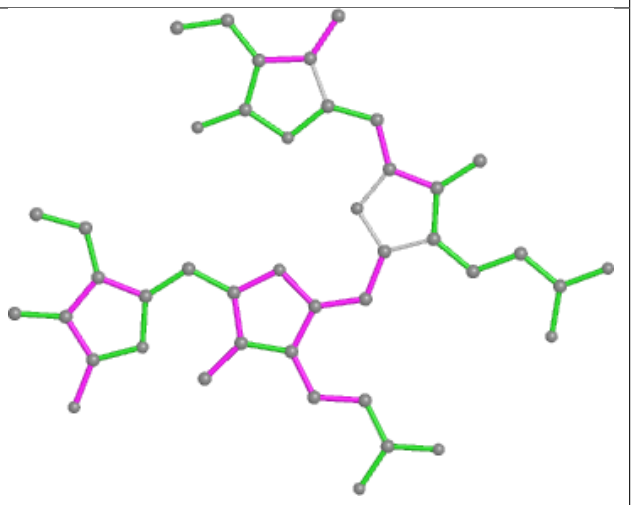

Bond angles

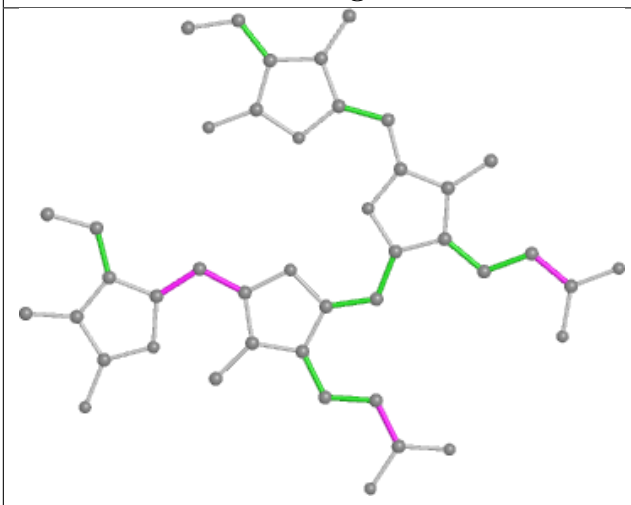

Torsions

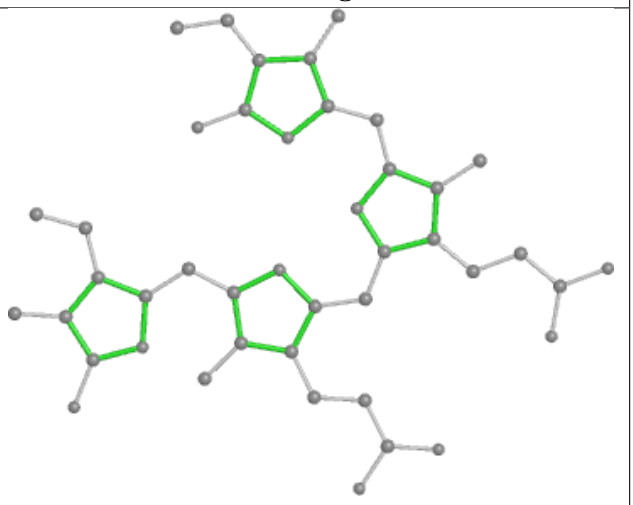

Rings

Ligand PUB ll 203

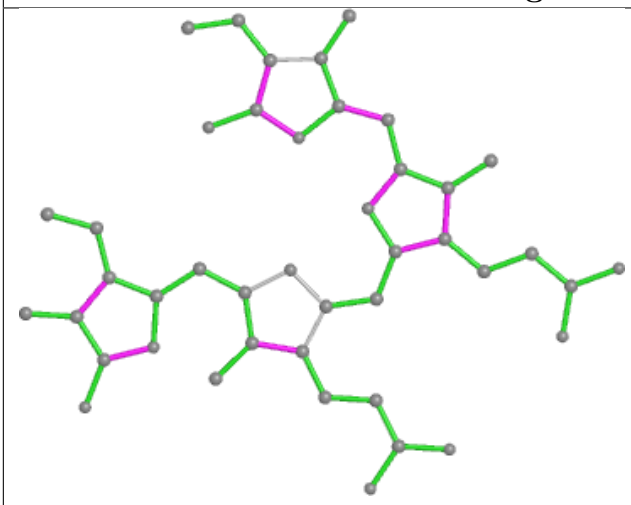

Bond lengths

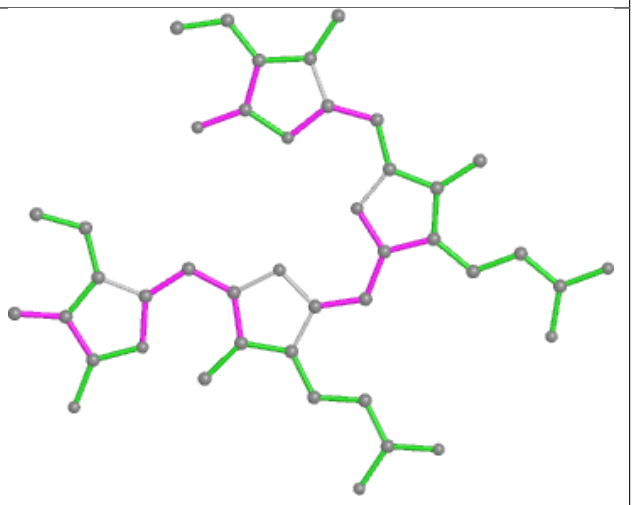

Bond angles

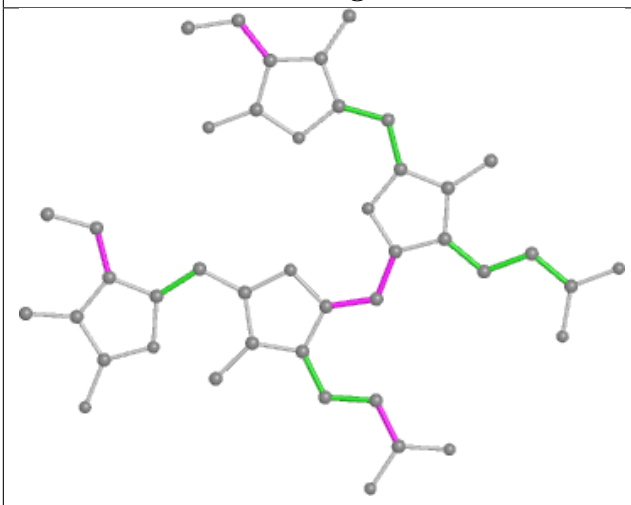

Torsions

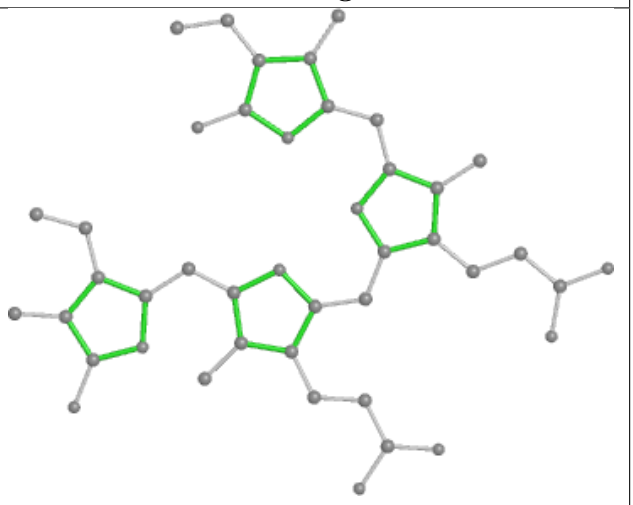

Rings

Ligand PEB aI 201

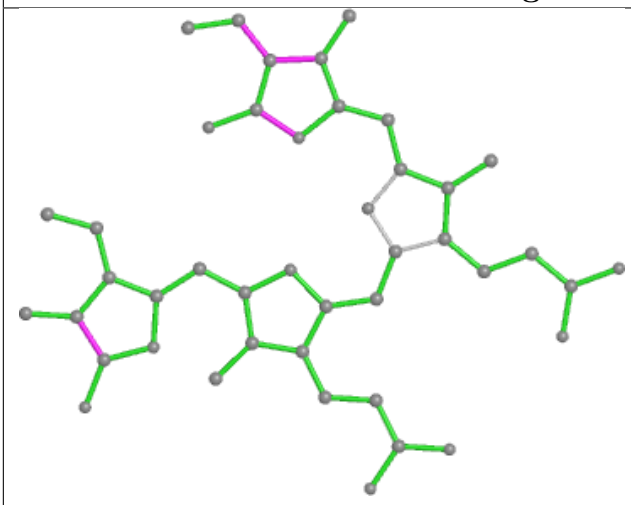

Bond lengths

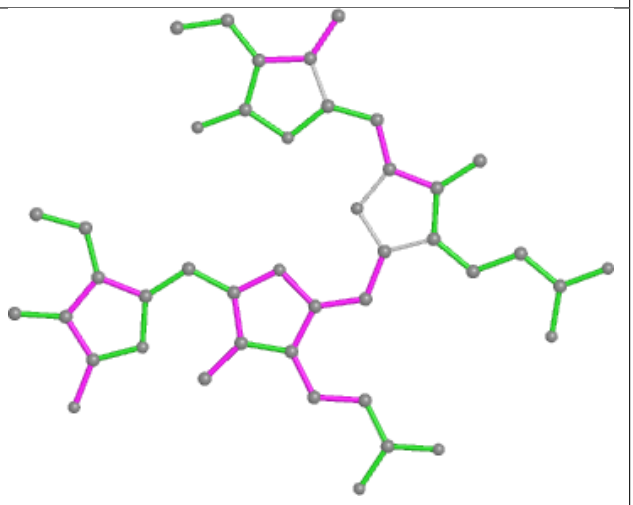

Bond angles

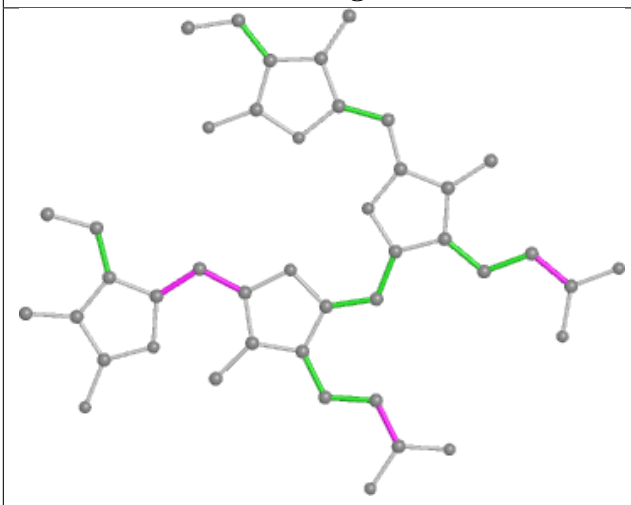

Torsions

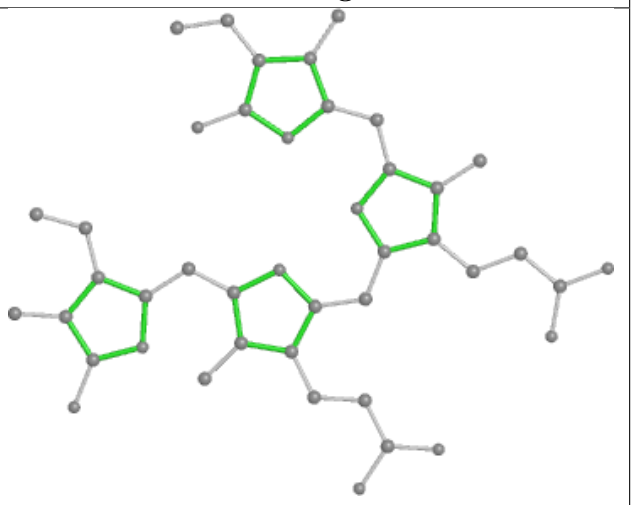

Rings

Ligand PEB T6 202

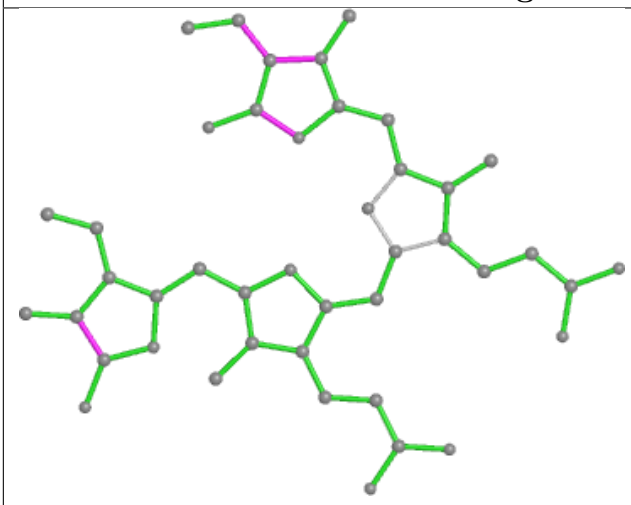

Bond lengths

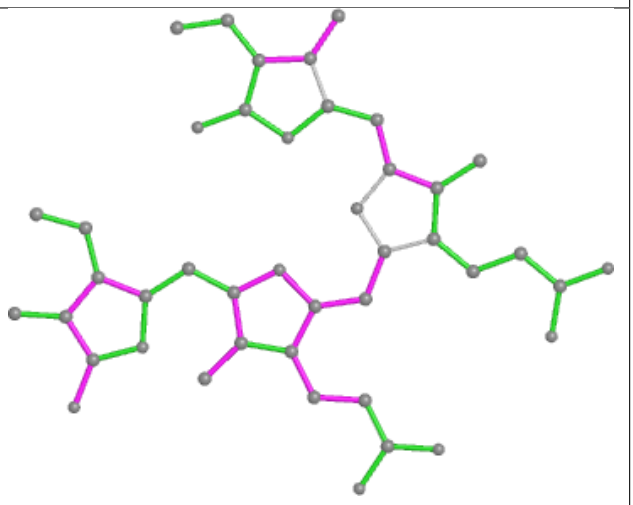

Bond angles

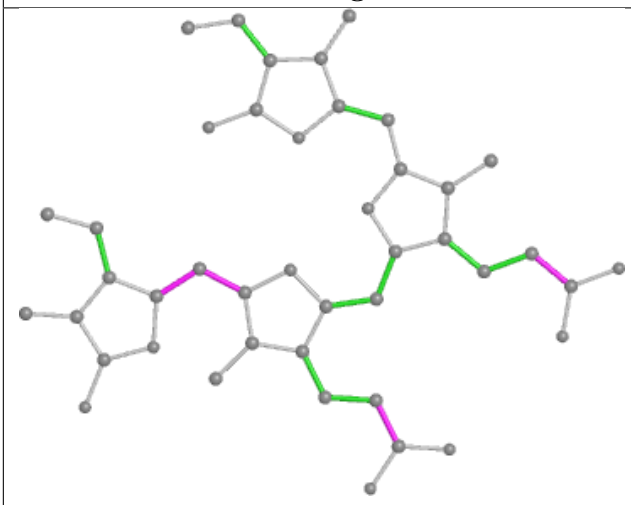

Torsions

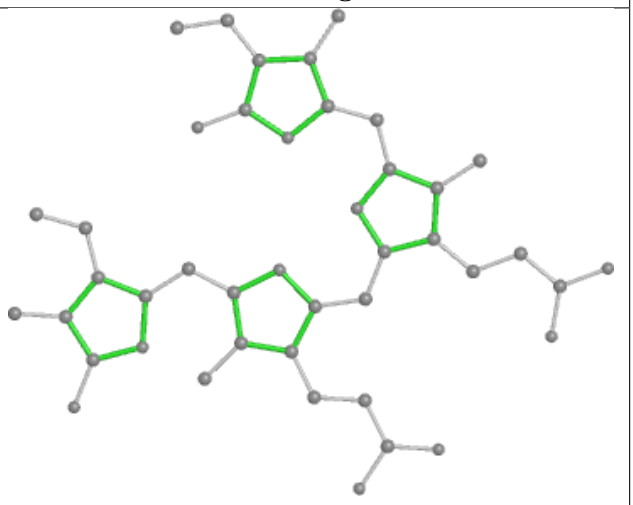

Rings

Ligand PEB P9 202

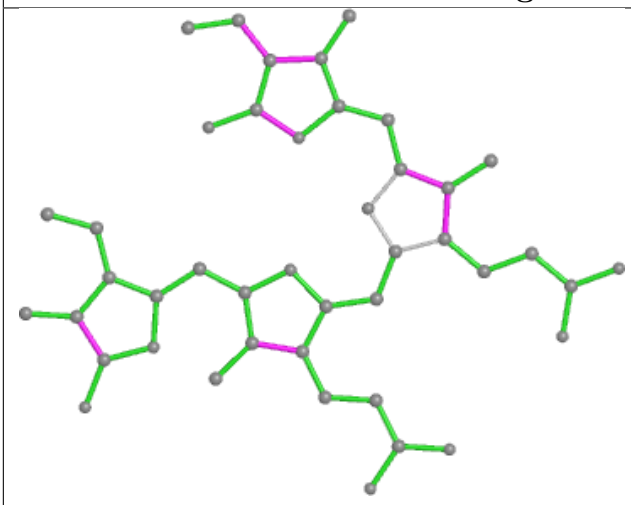

Bond lengths

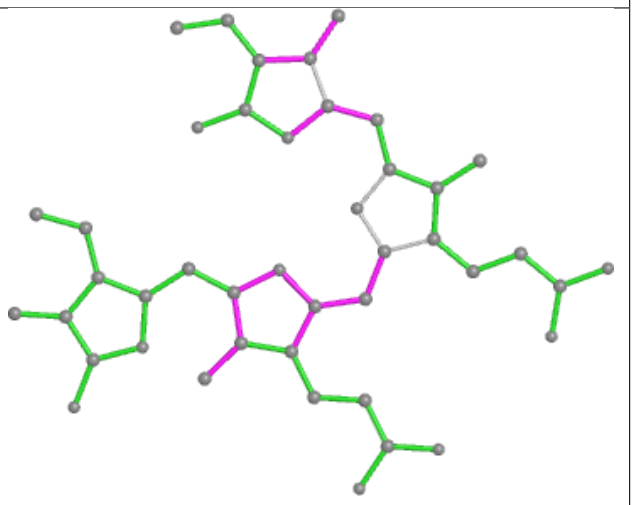

Bond angles

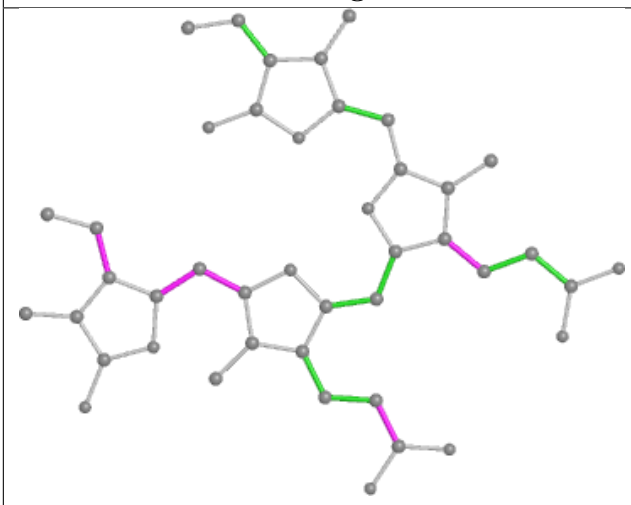

Torsions

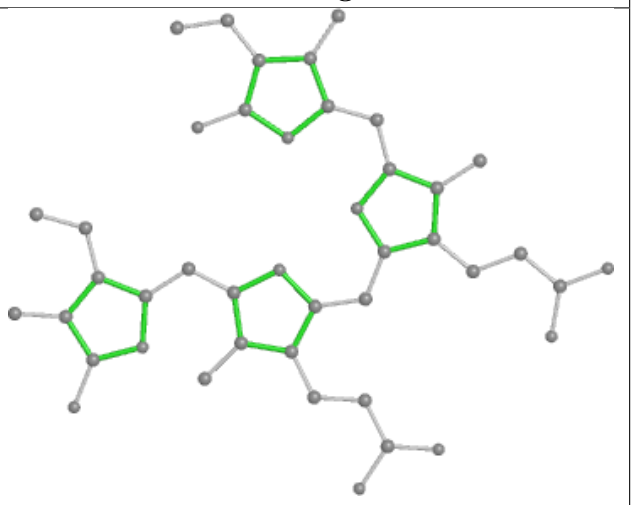

Rings

Ligand PEB dj 202

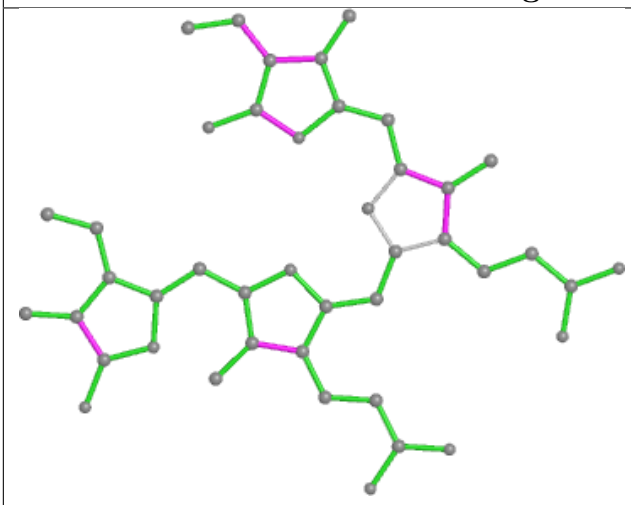

Bond lengths

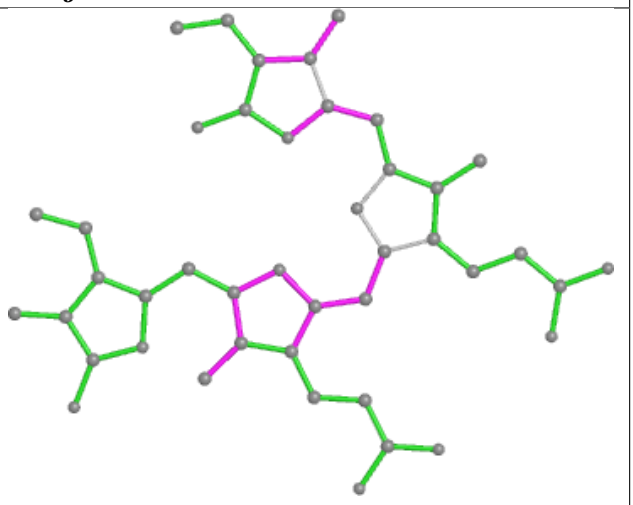

Bond angles

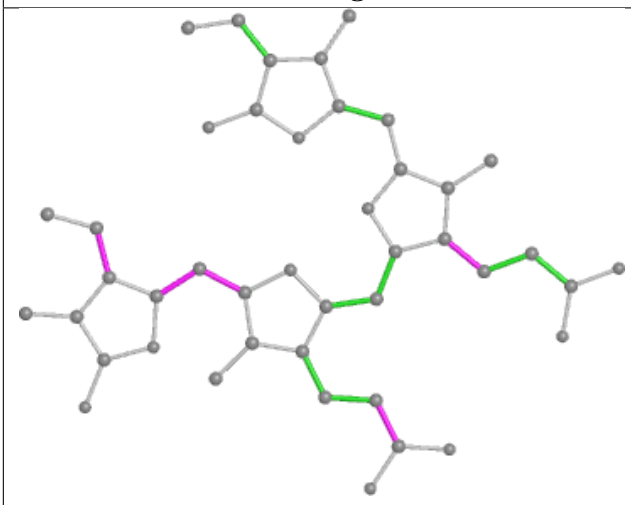

Torsions

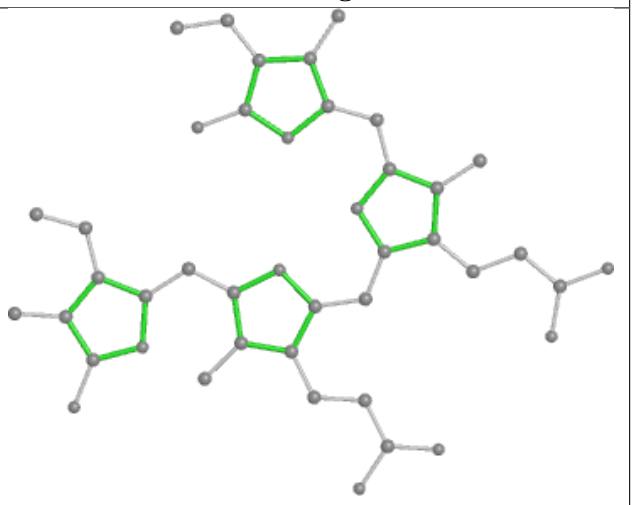

Rings

Ligand PEB G6 201

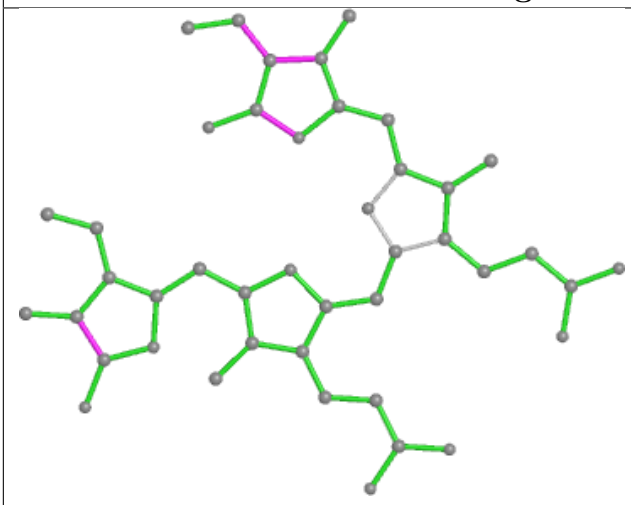

Bond lengths

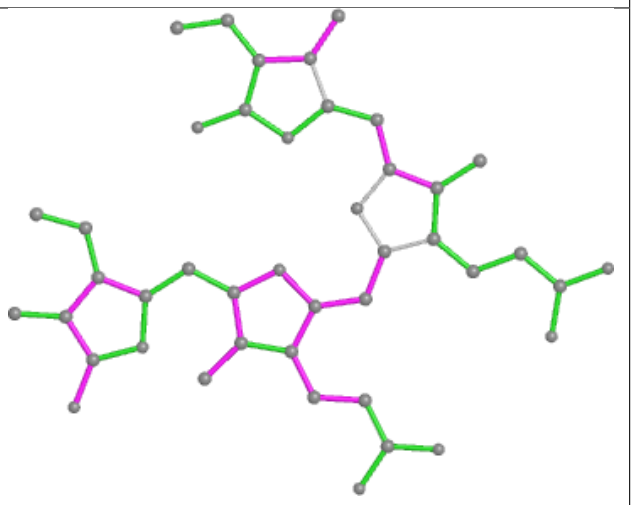

Bond angles

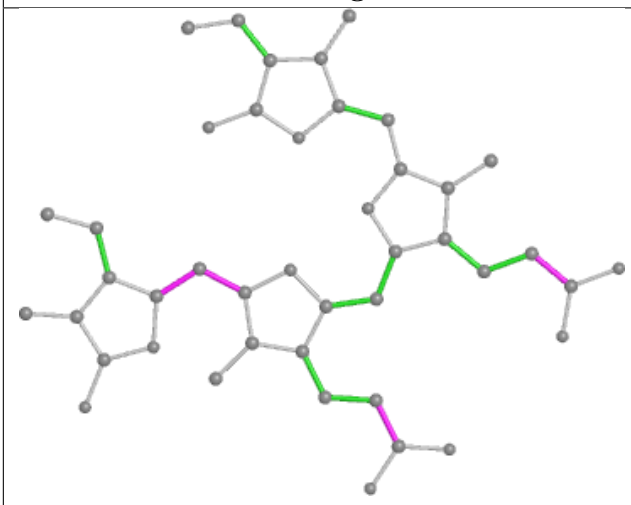

Torsions

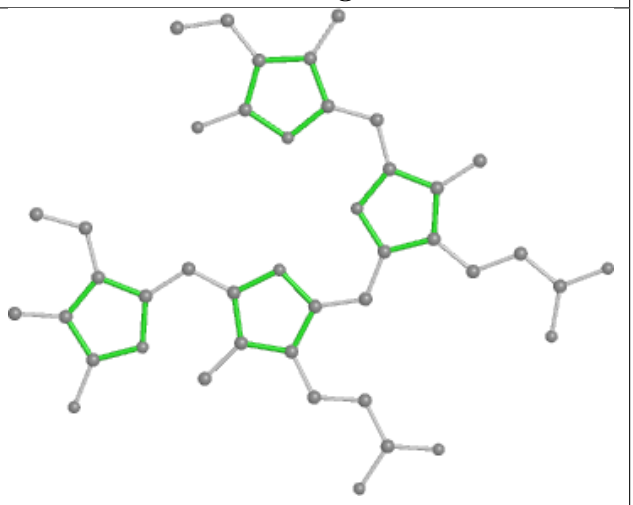

Rings

Ligand PEB hH 202

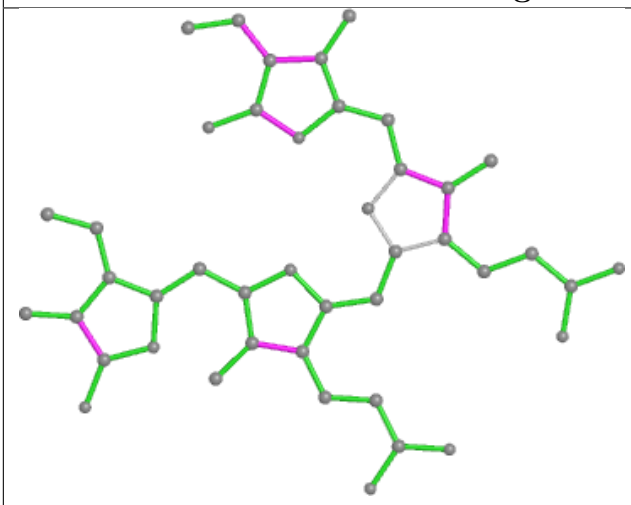

Bond lengths

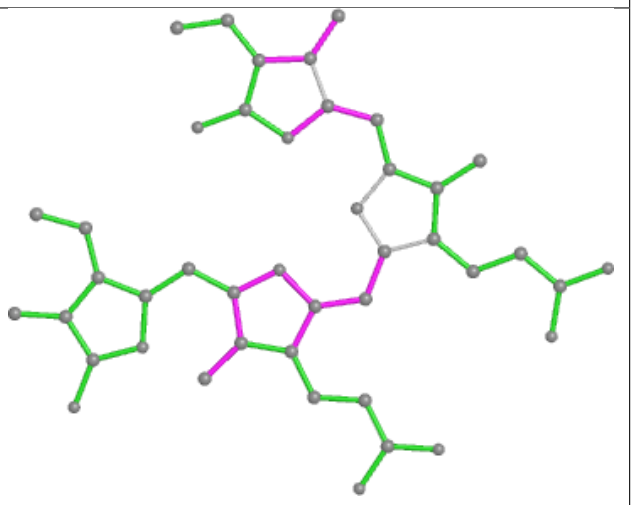

Bond angles

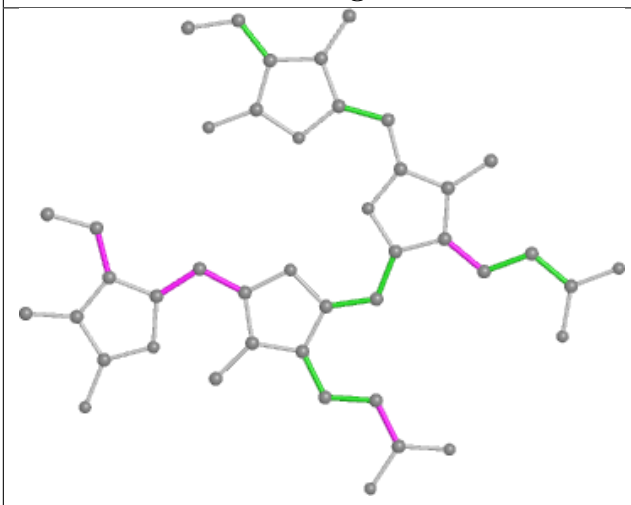

Torsions

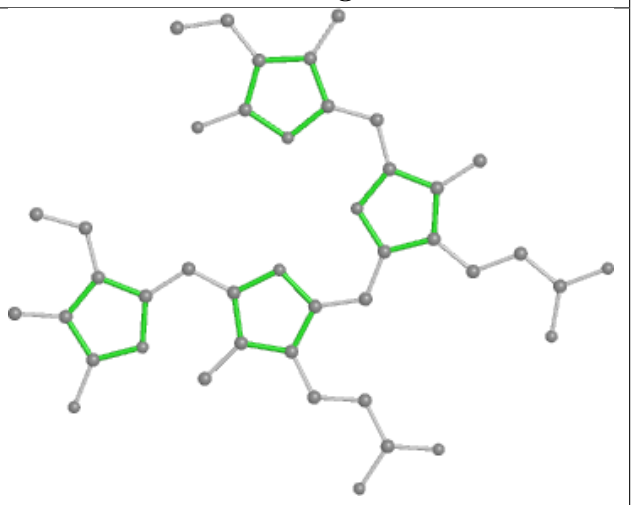

Rings

Ligand PEB le 201

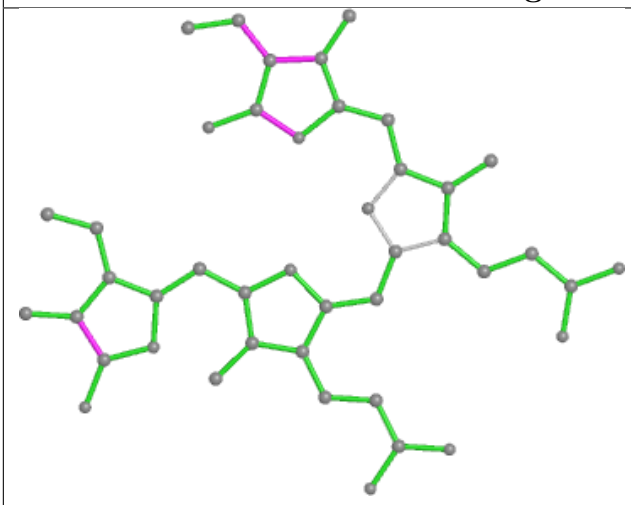

Bond lengths

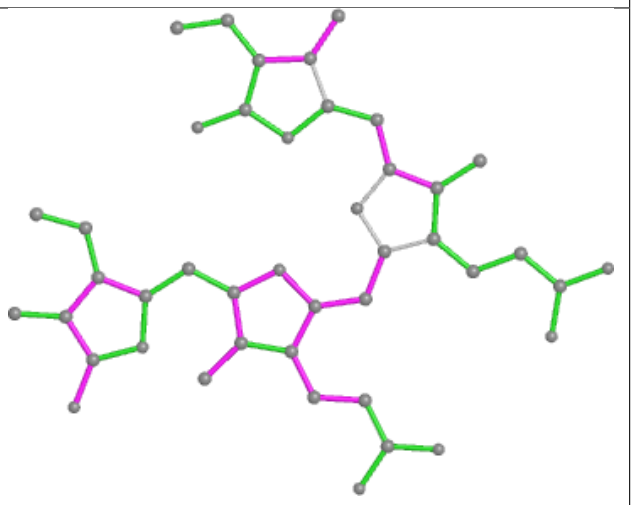

Bond angles

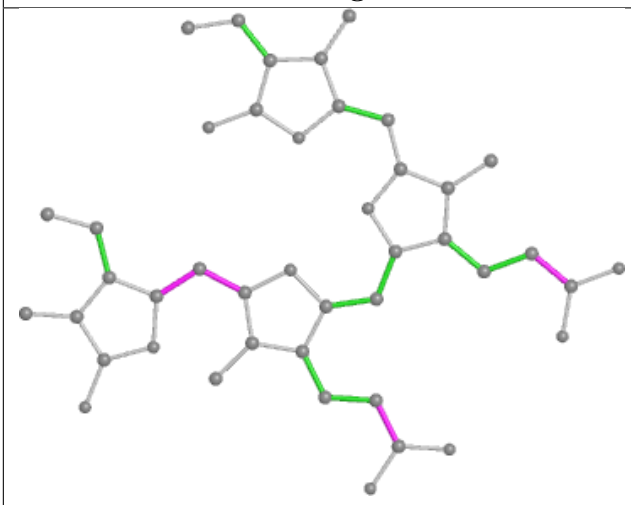

Torsions

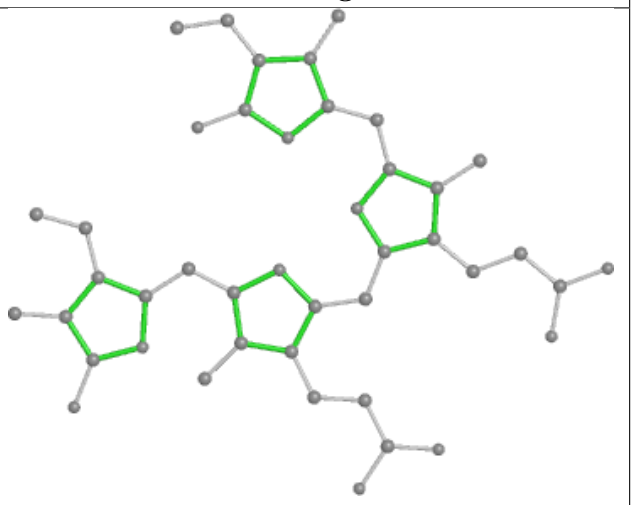

Rings

Ligand PEB v3 201

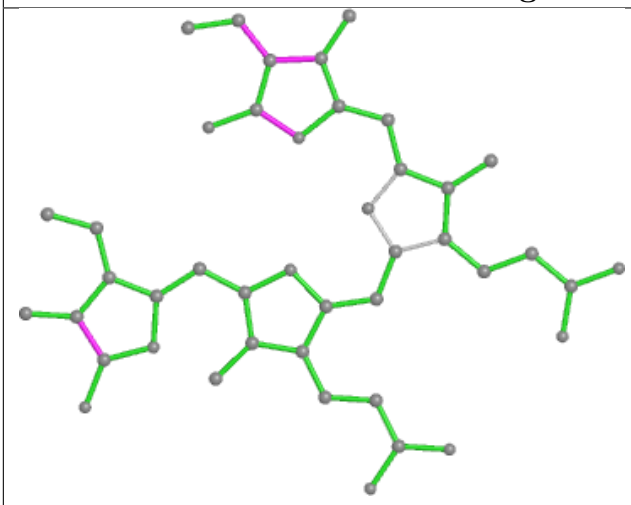

Bond lengths

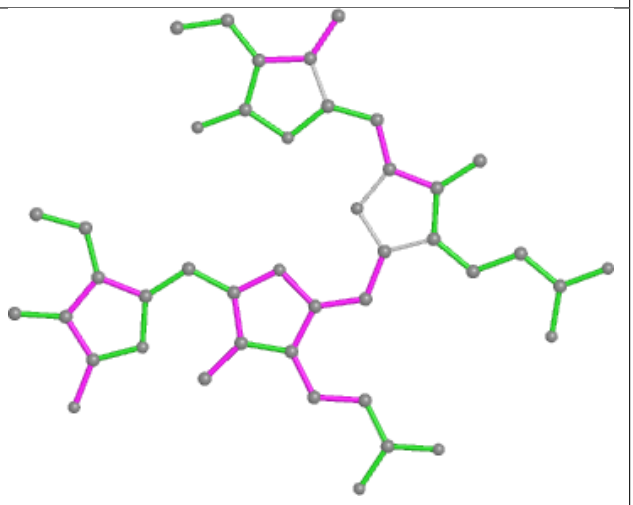

Bond angles

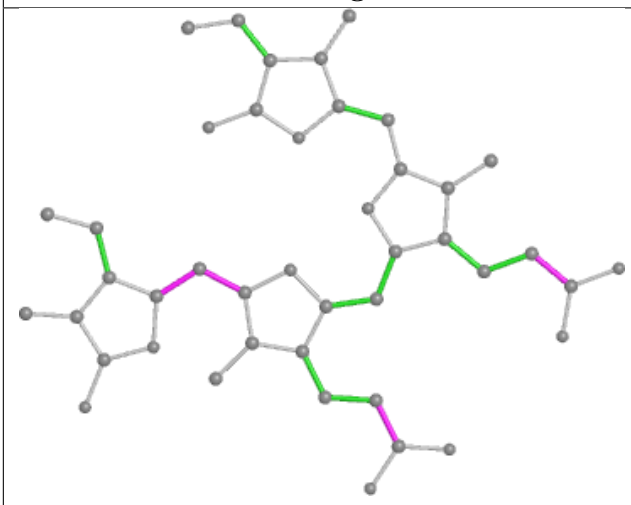

Torsions

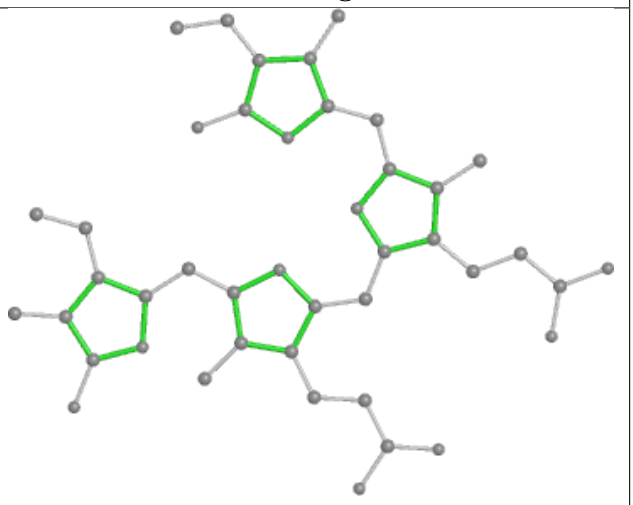

Rings

Ligand PEB d7 202

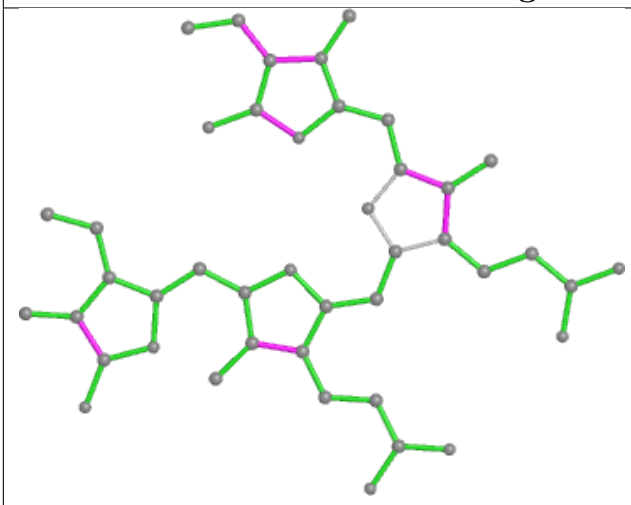

Bond lengths

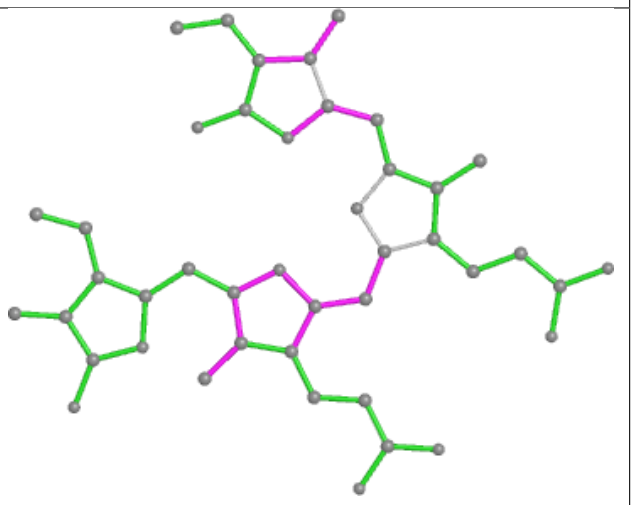

Bond angles

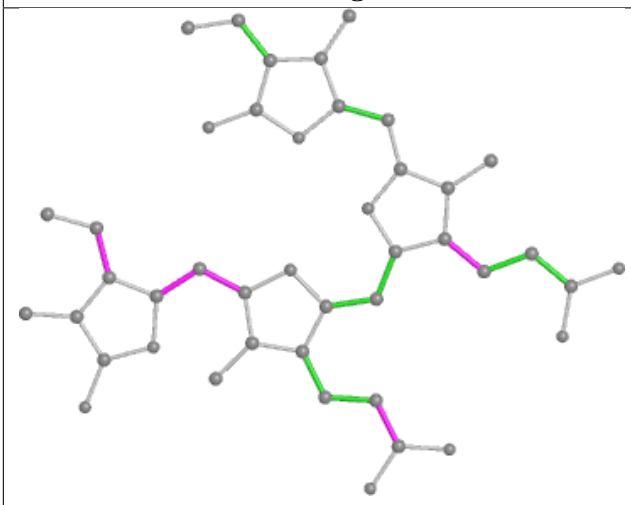

Torsions

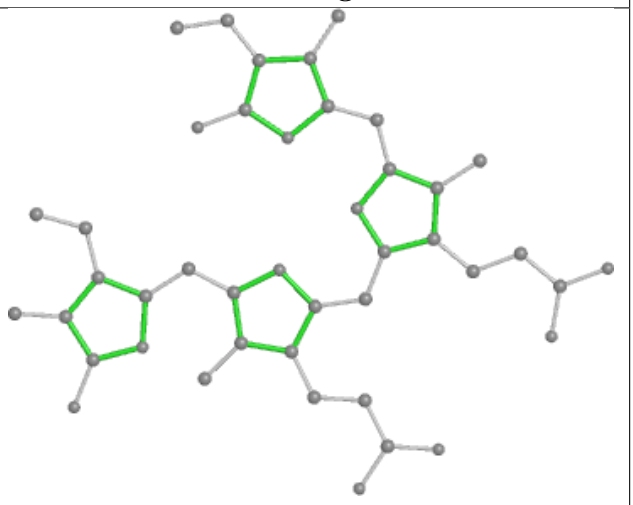

Rings

Ligand PEB a3 1001

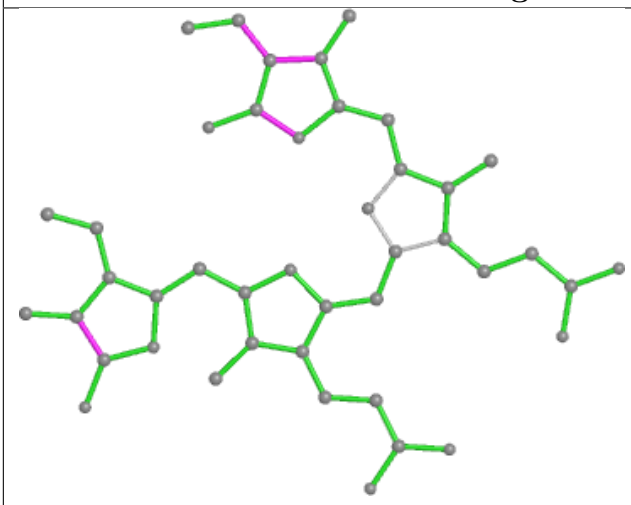

Bond lengths

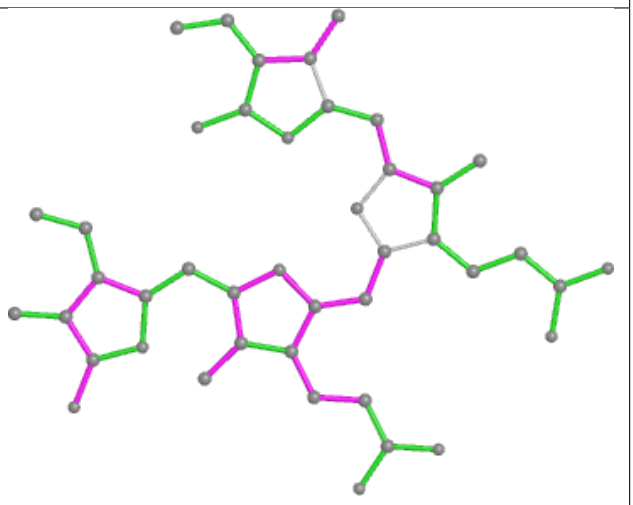

Bond angles

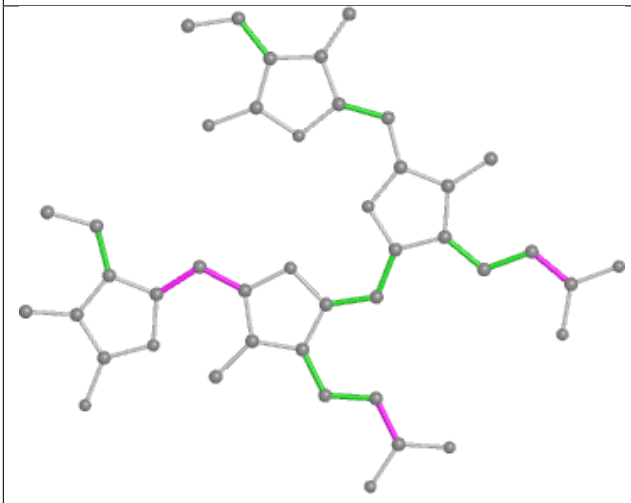

Torsions

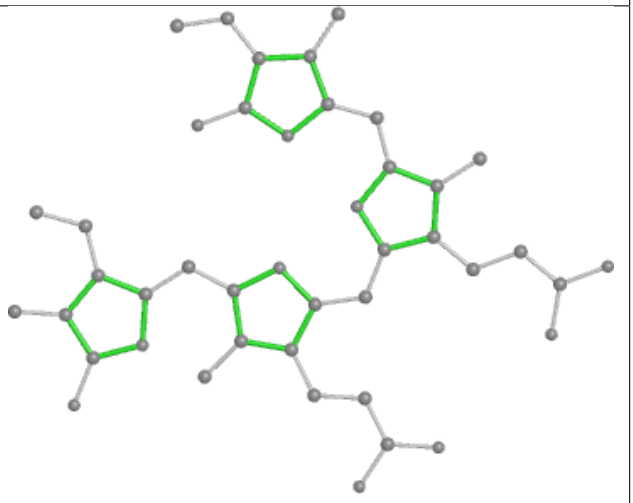

Rings

Ligand PEB e8 301

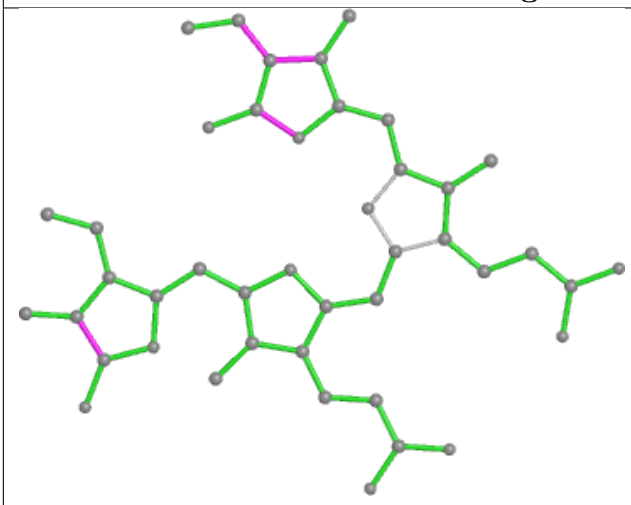

Bond lengths

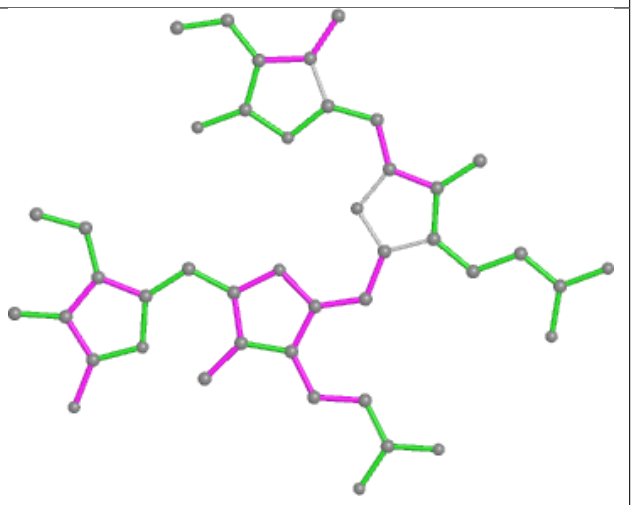

Bond angles

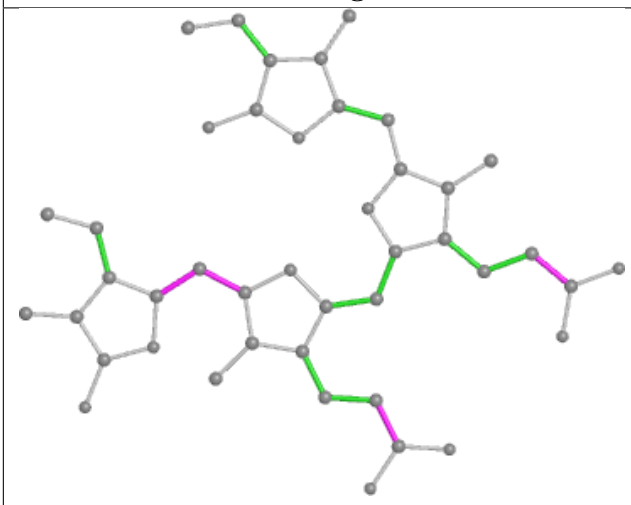

Torsions

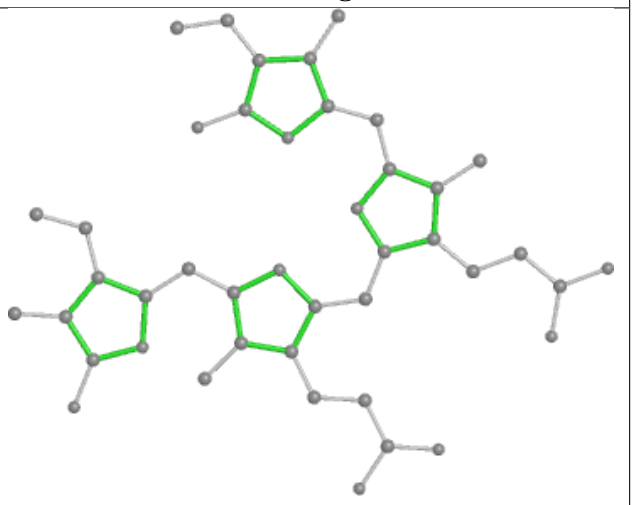

Rings

Ligand PUB V9 203

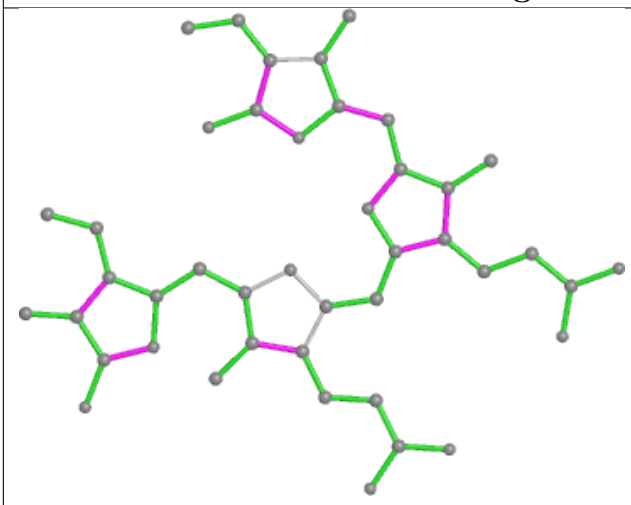

Bond lengths

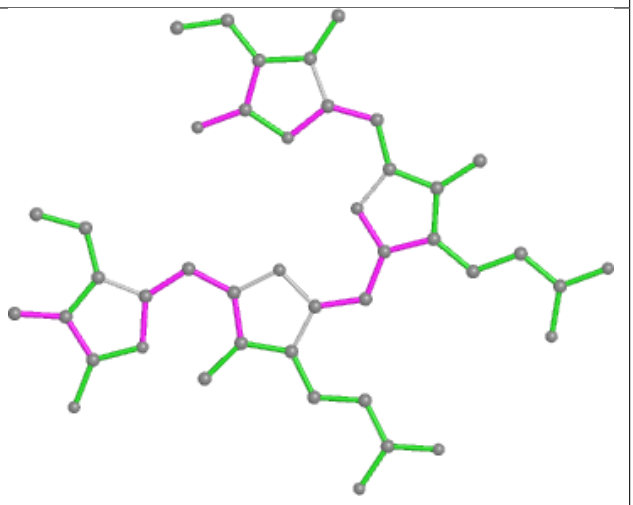

Bond angles

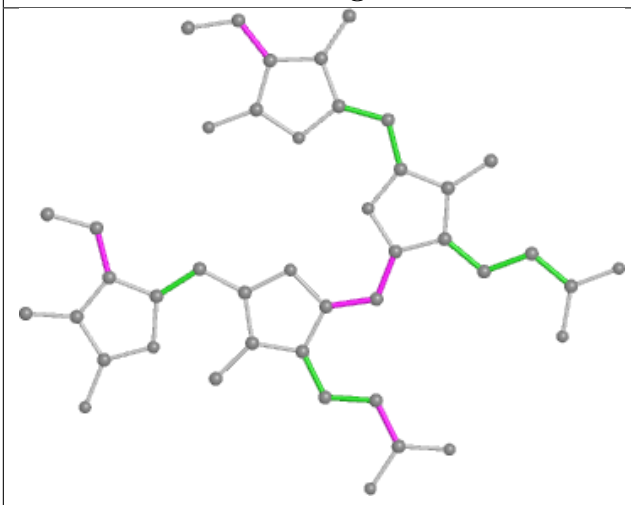

Torsions

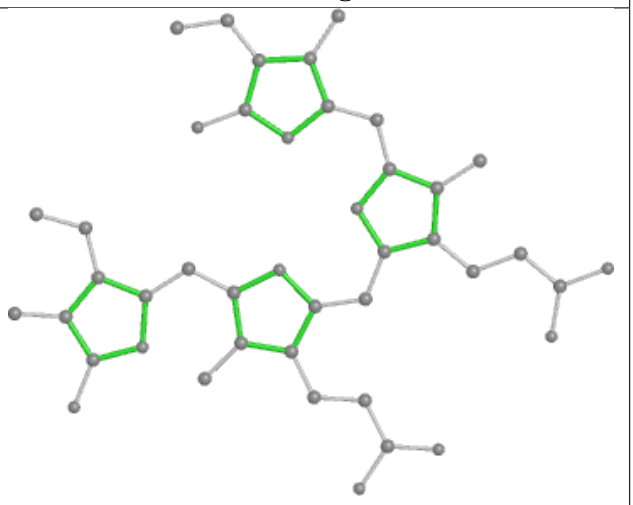

Rings

Ligand PEB bD 201

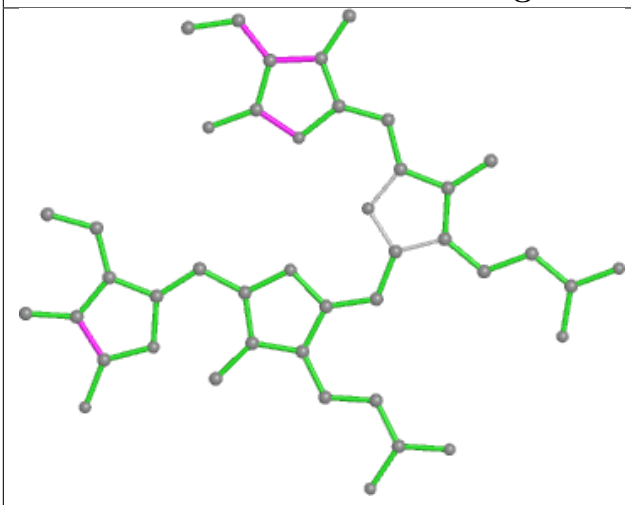

Bond lengths

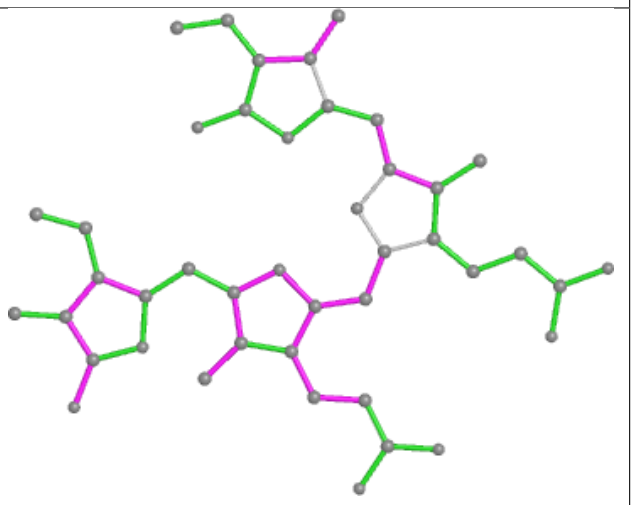

Bond angles

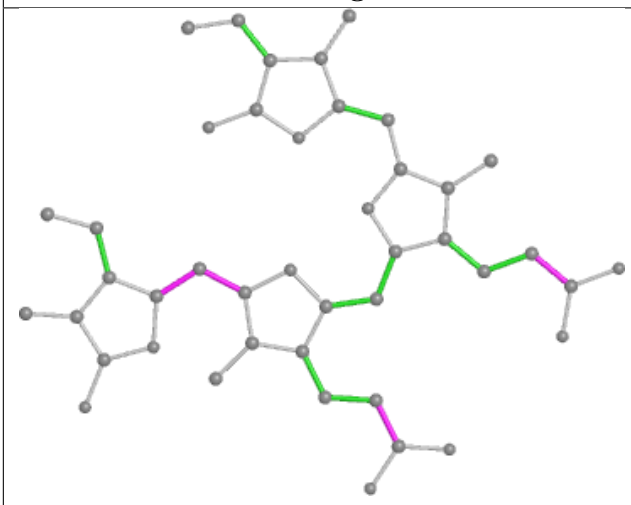

Torsions

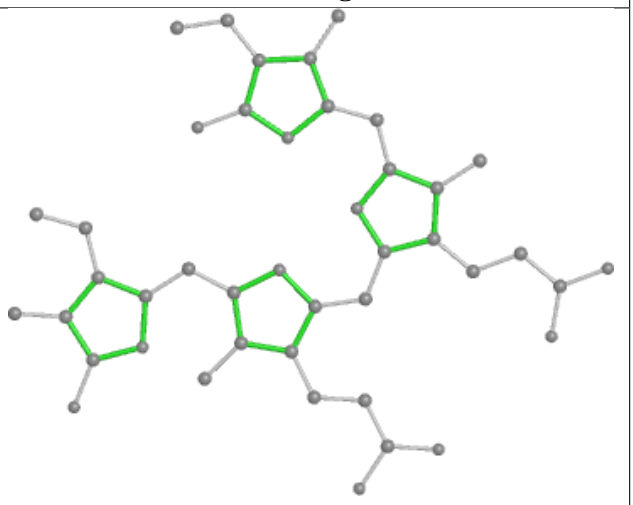

Rings

Ligand PEB dL 201

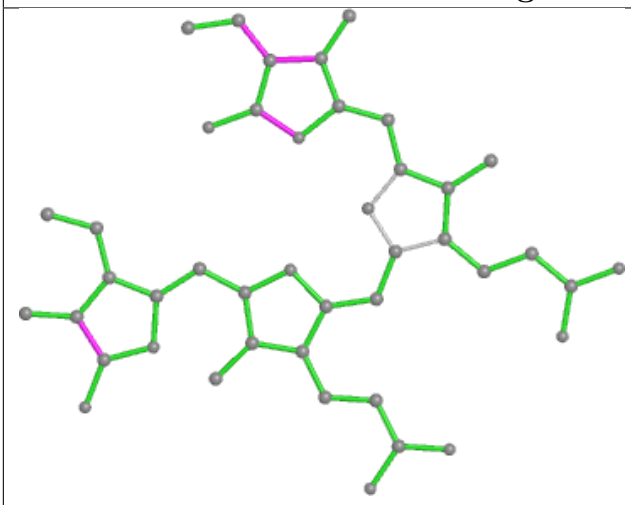

Bond lengths

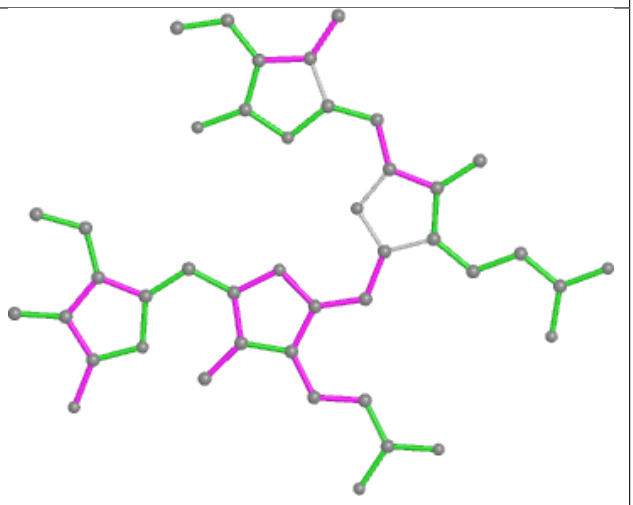

Bond angles

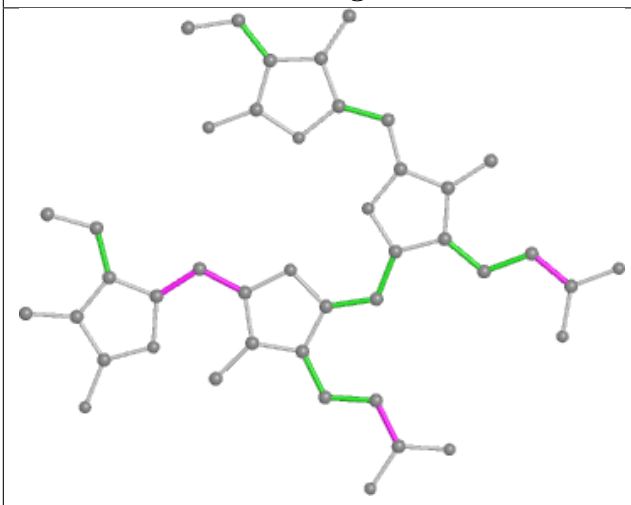

Torsions

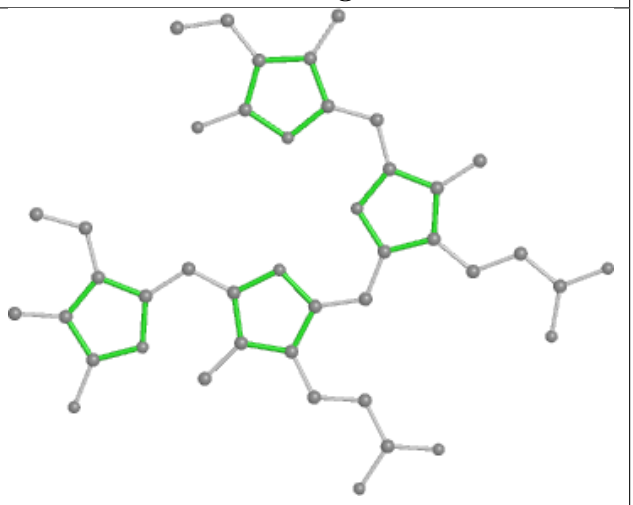

Rings

Ligand PEB V9 201

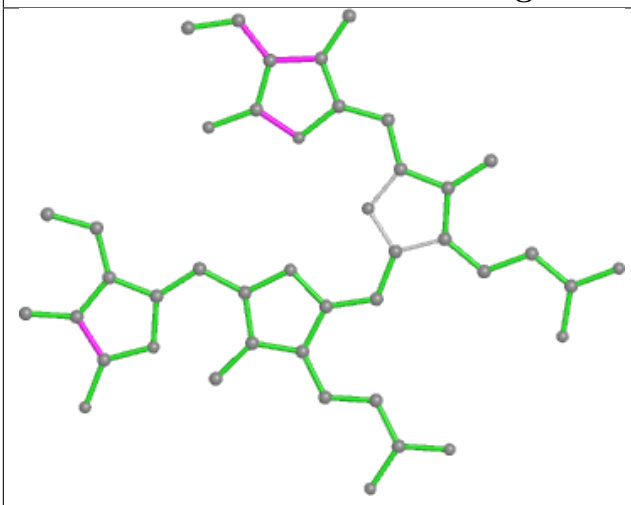

Bond lengths

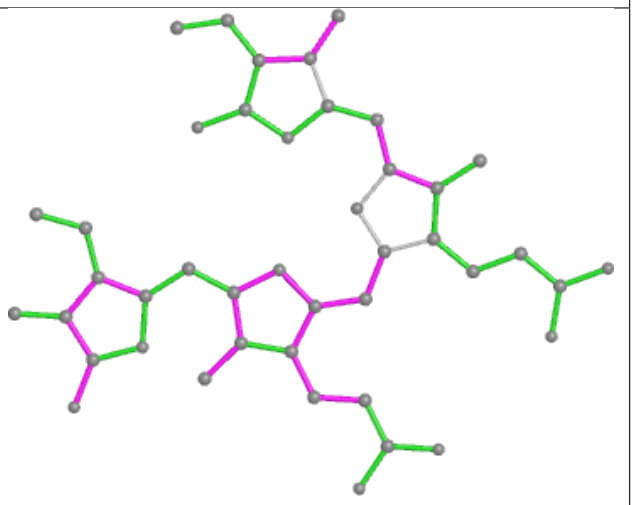

Bond angles

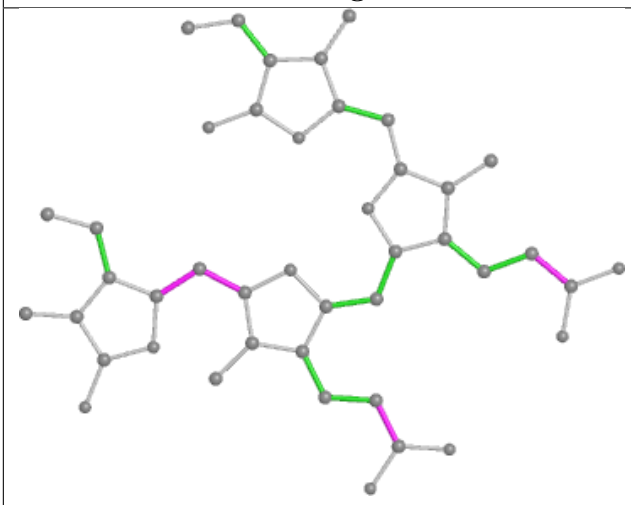

Torsions

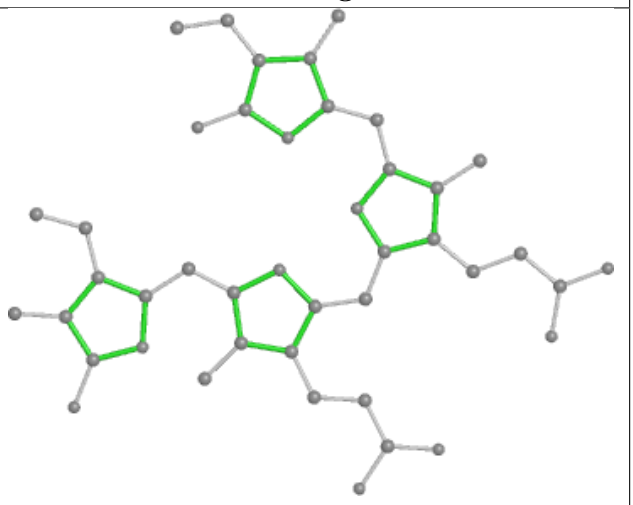

Rings

Ligand PEB li 203

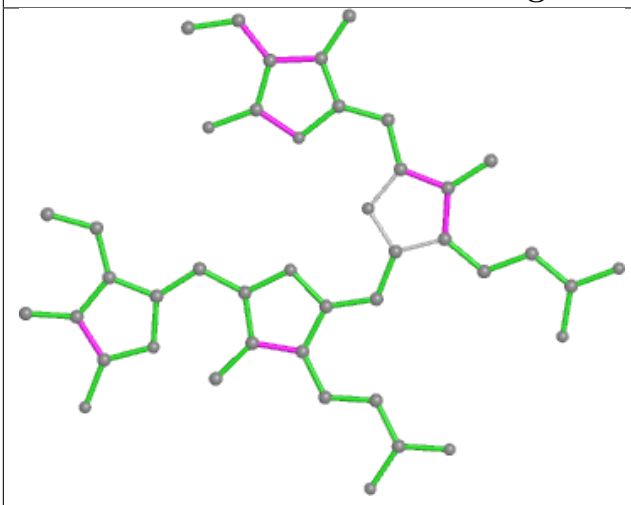

Bond lengths

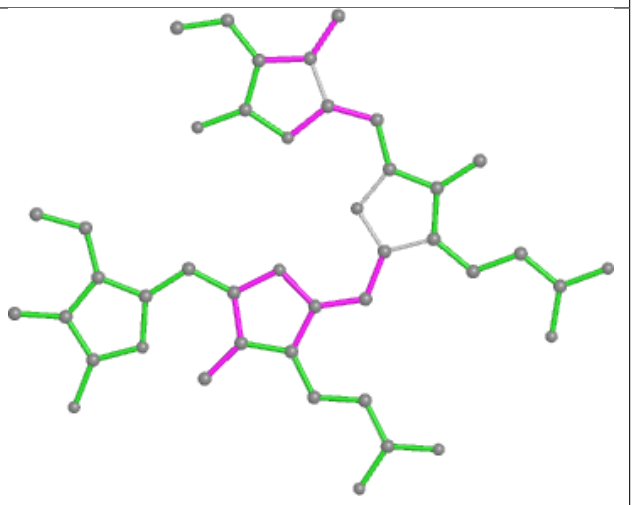

Bond angles

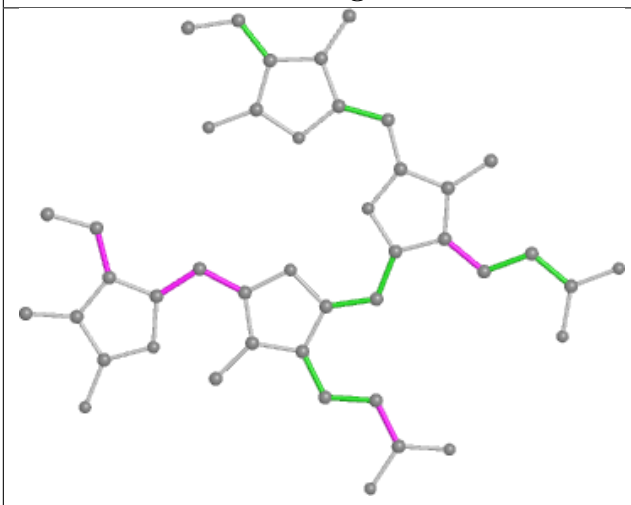

Torsions

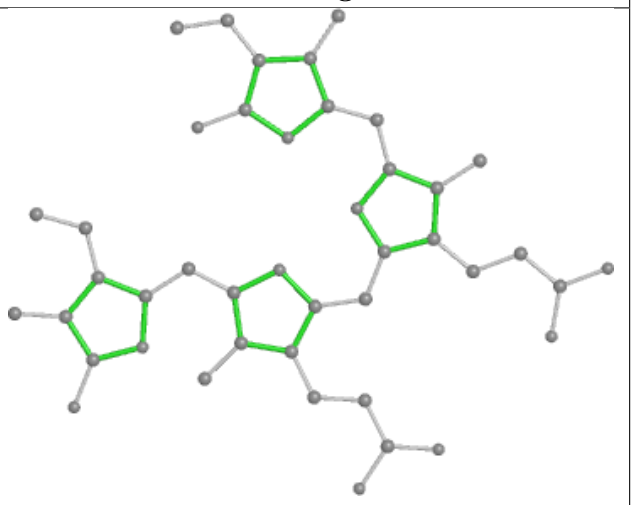

Rings

Ligand PEB du 203

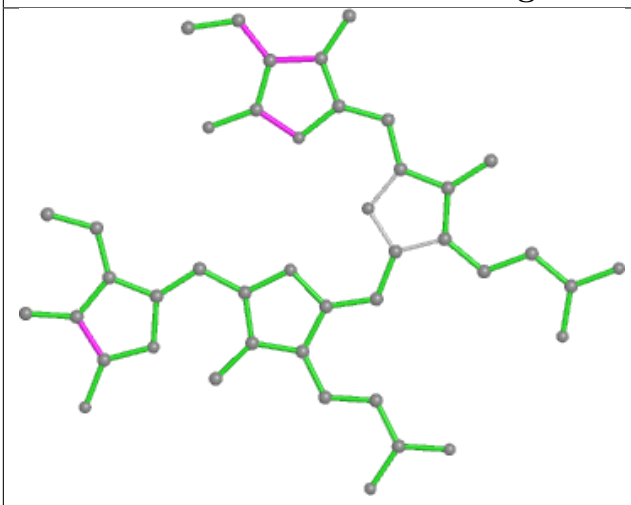

Bond lengths

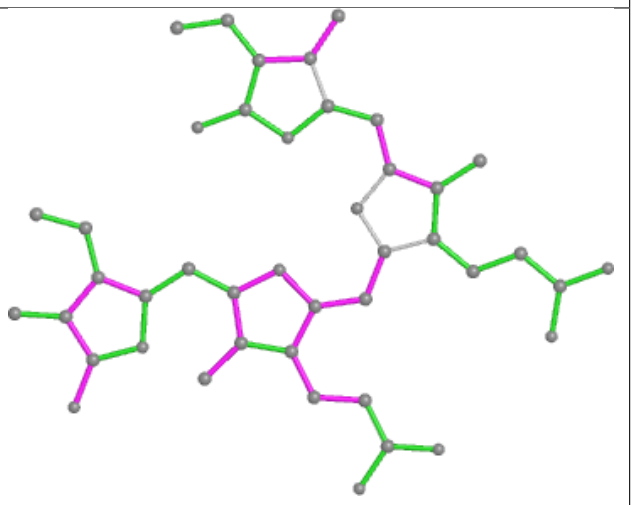

Bond angles

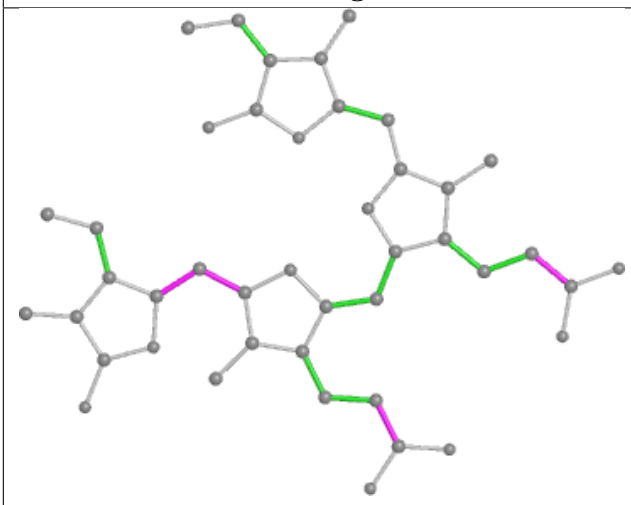

Torsions

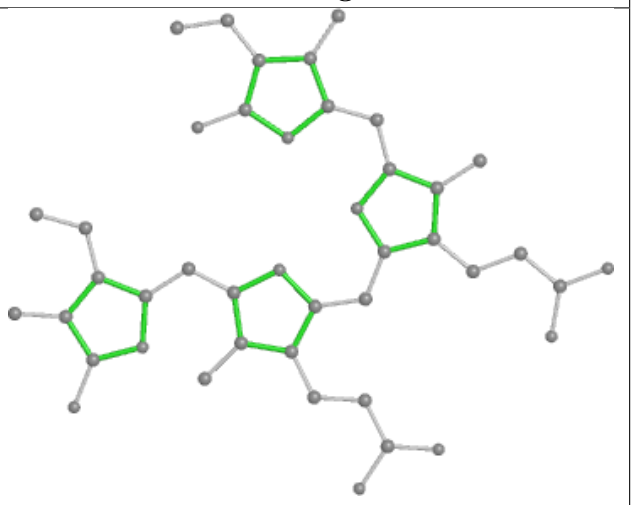

Rings

Ligand PUB bZ 306

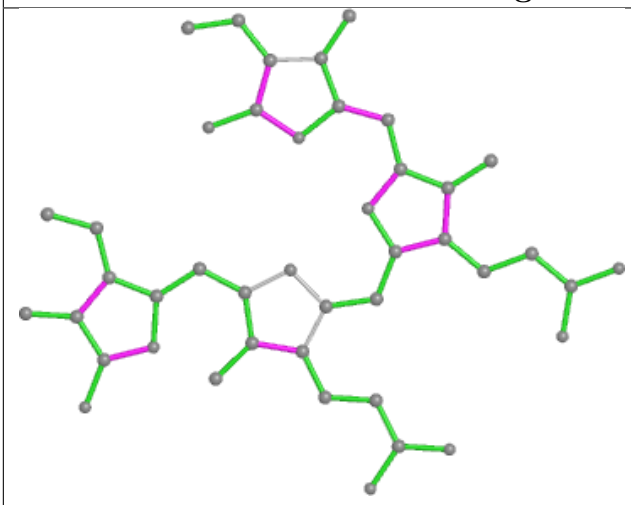

Bond lengths

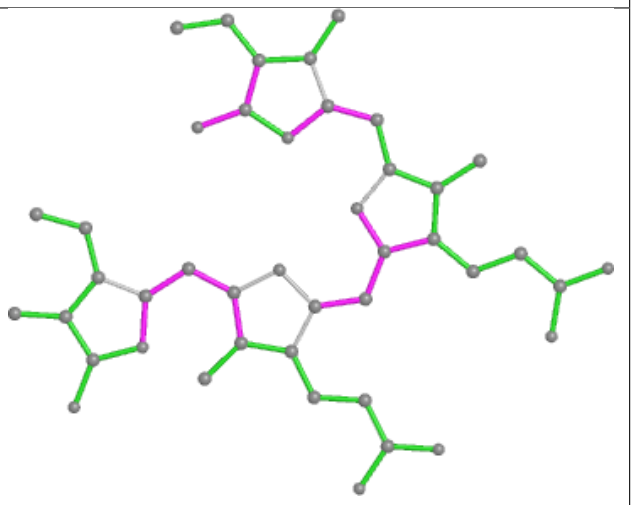

Bond angles

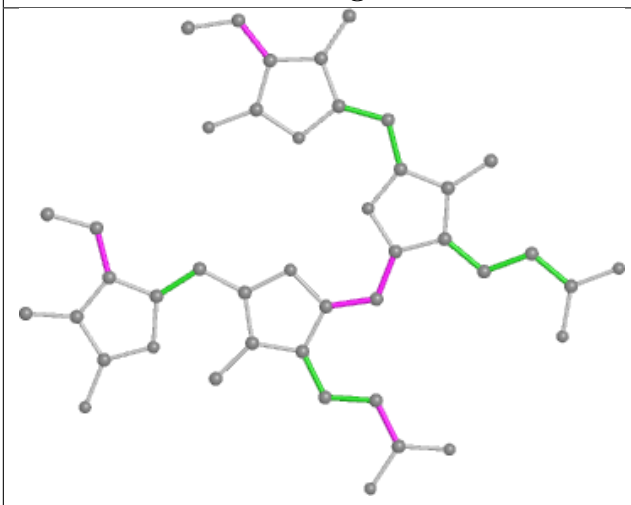

Torsions

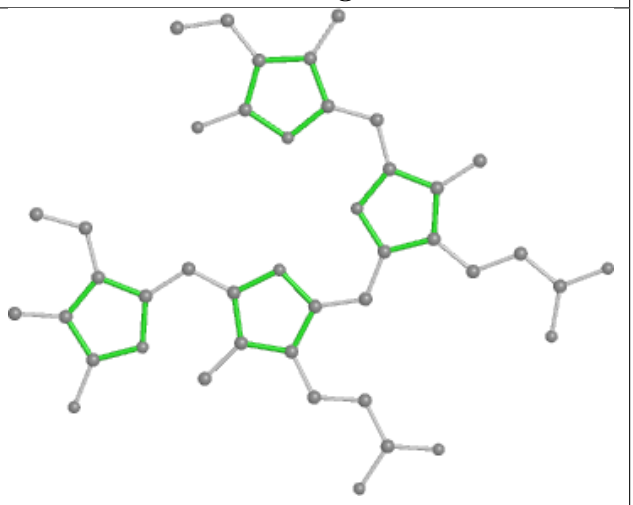

Rings

Ligand PEB P3 202

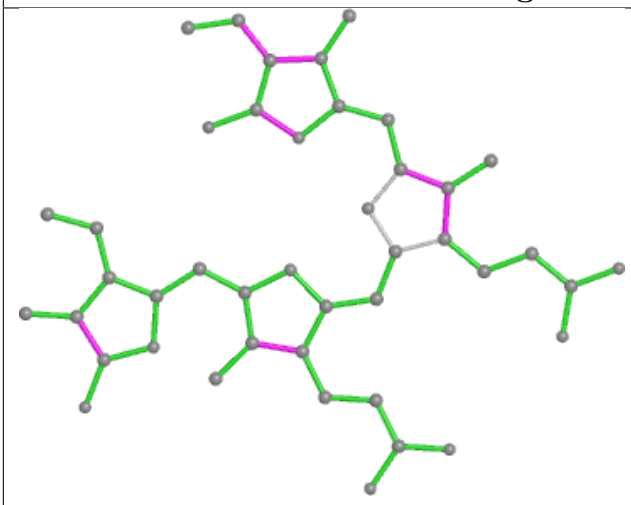

Bond lengths

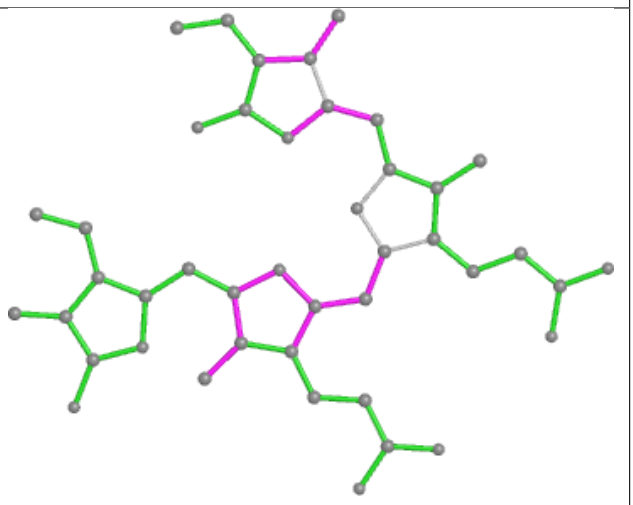

Bond angles

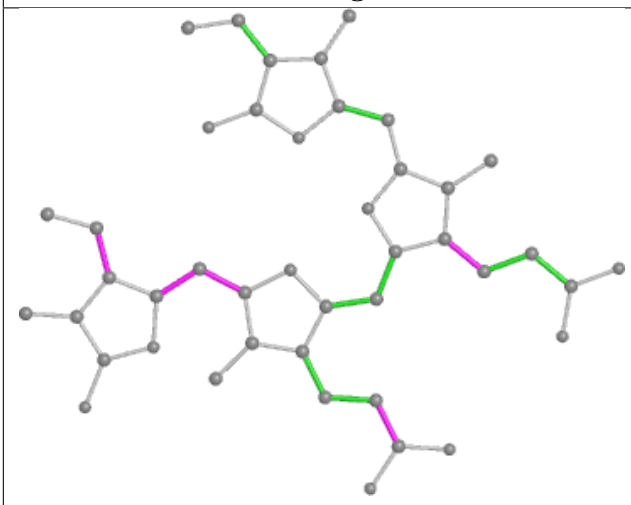

Torsions

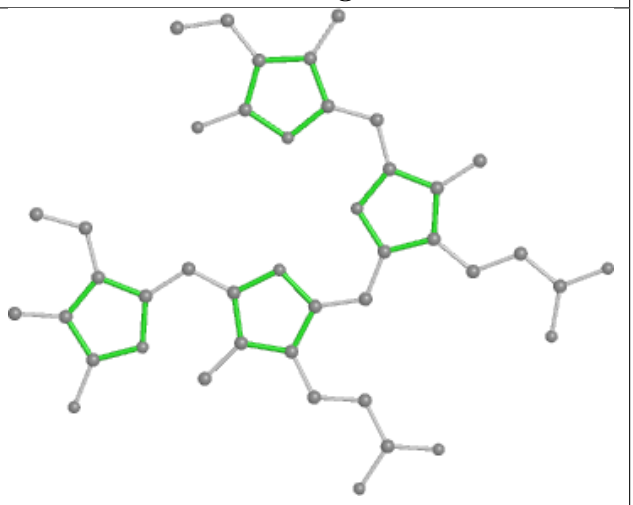

Rings

Ligand PEB jI 1002

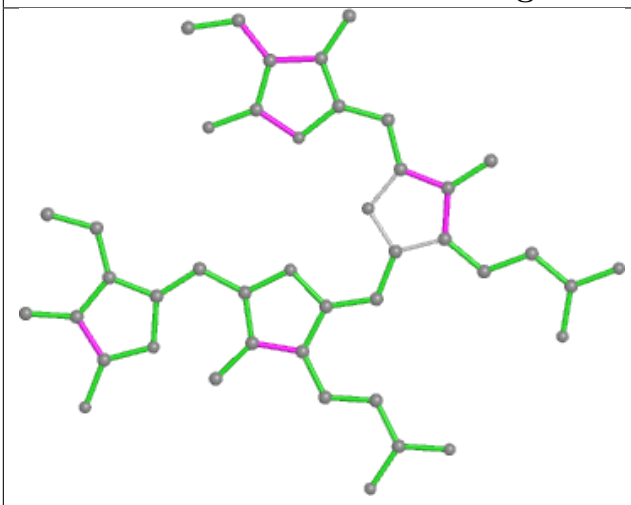

Bond lengths

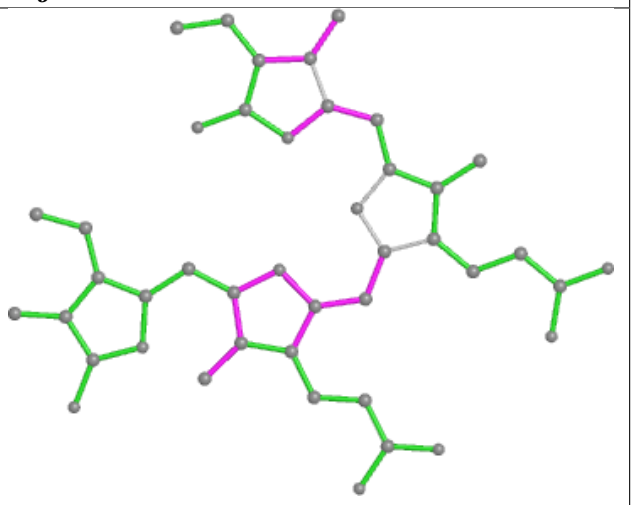

Bond angles

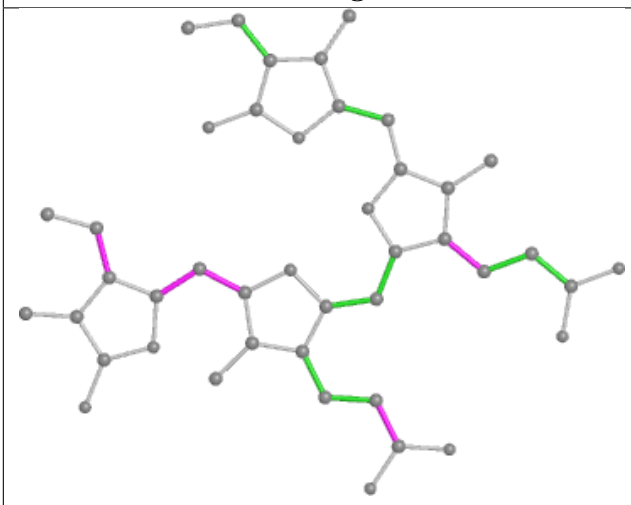

Torsions

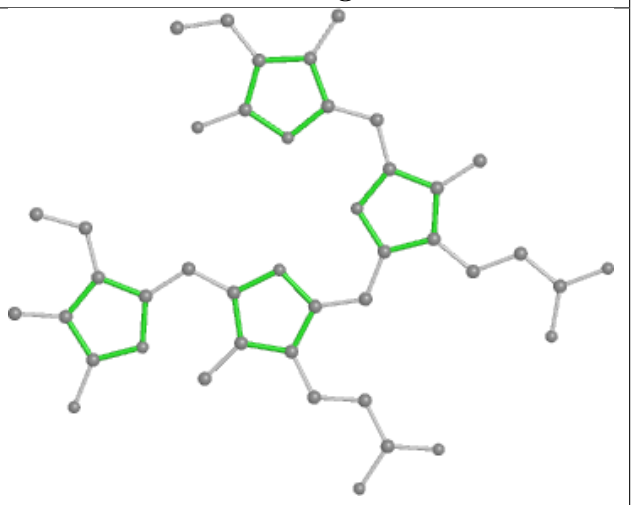

Rings

Ligand PEB y2 201

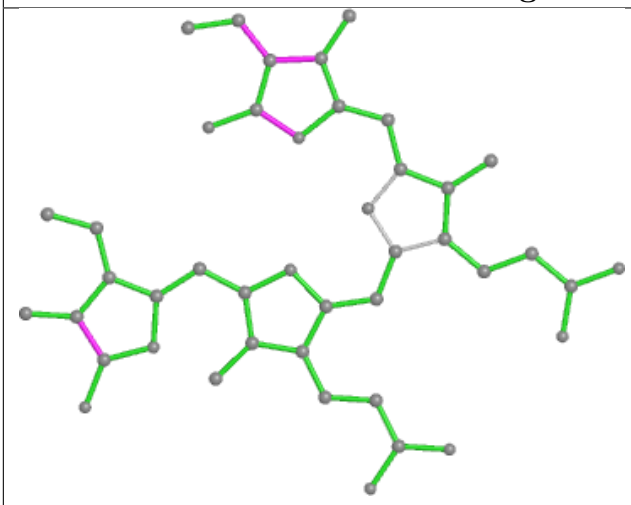

Bond lengths

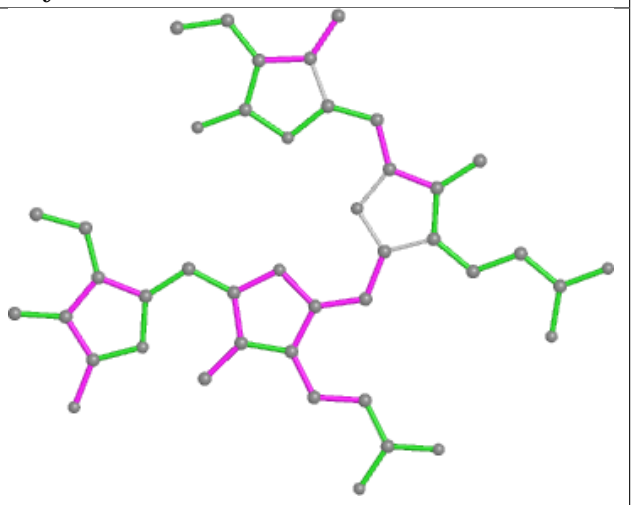

Bond angles

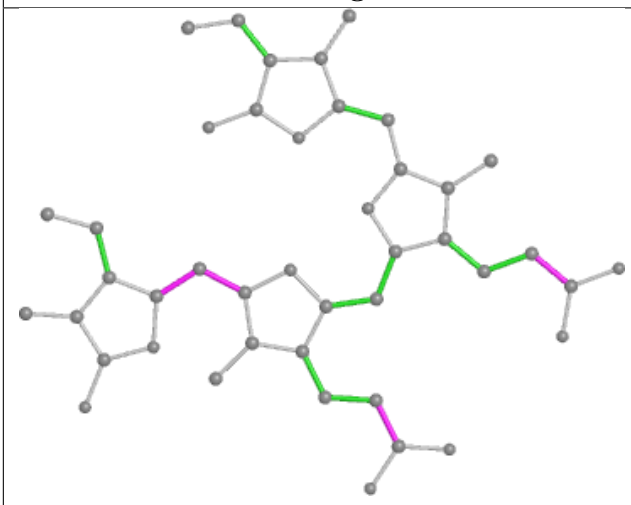

Torsions

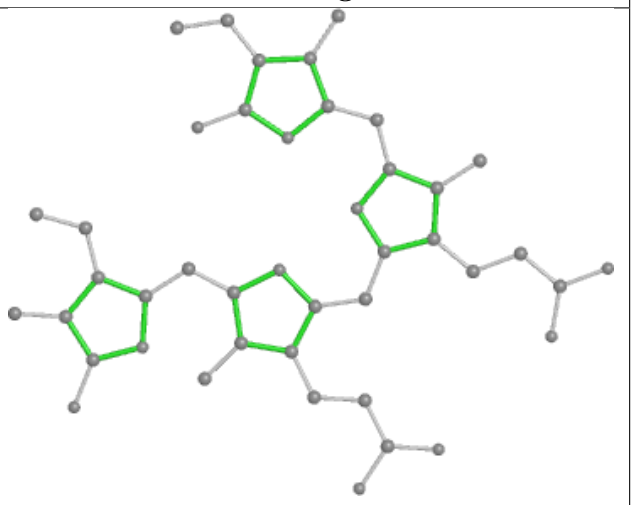

Rings

Ligand PEB gt 201

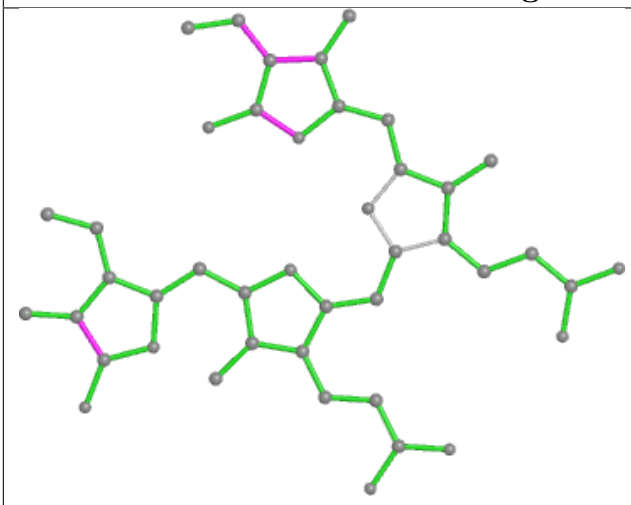

Bond lengths

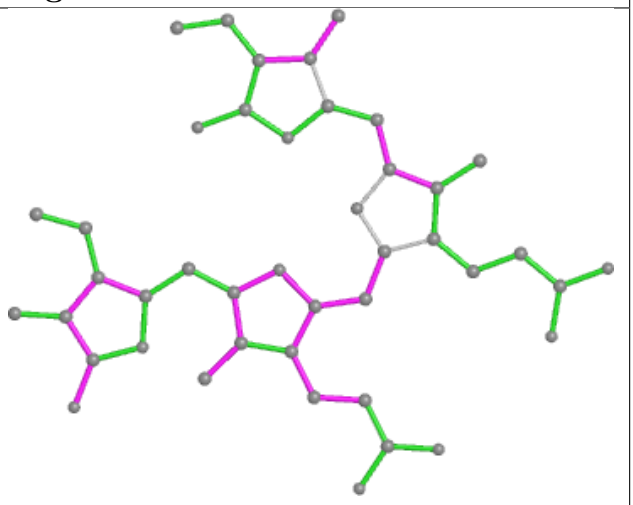

Bond angles

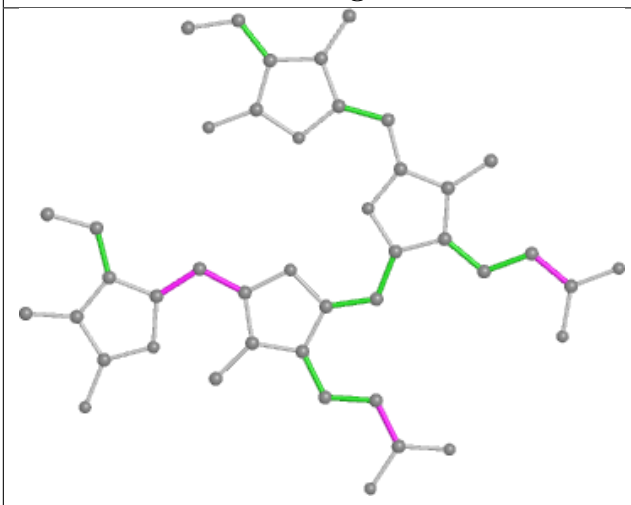

Torsions

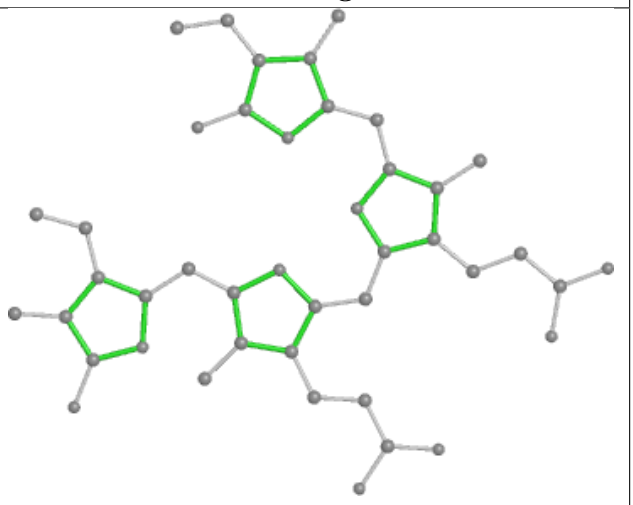

Rings

Ligand PEB q7 201

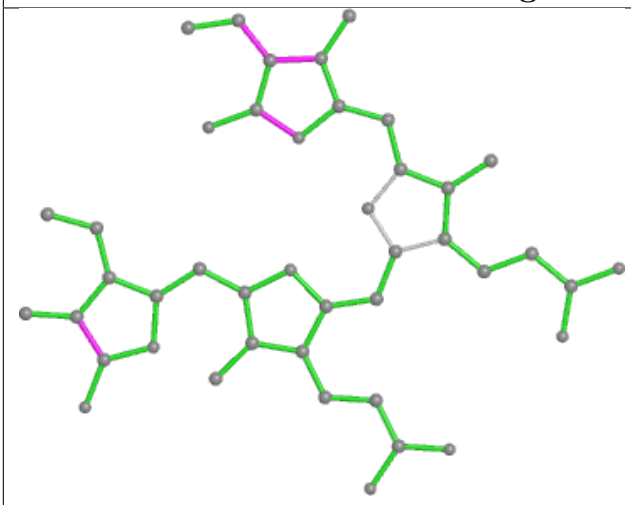

Bond lengths

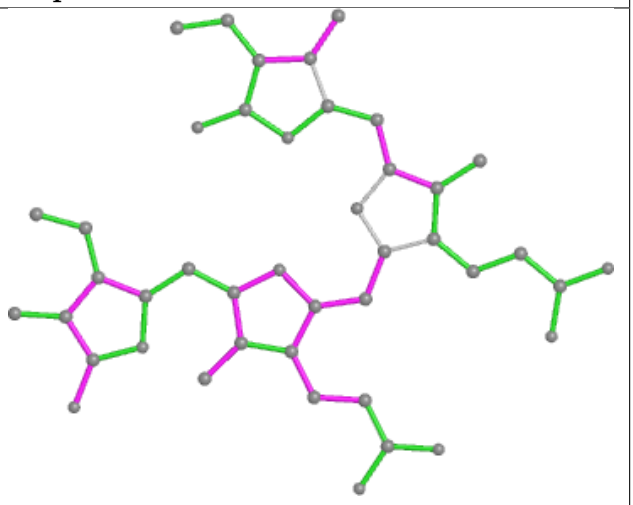

Bond angles

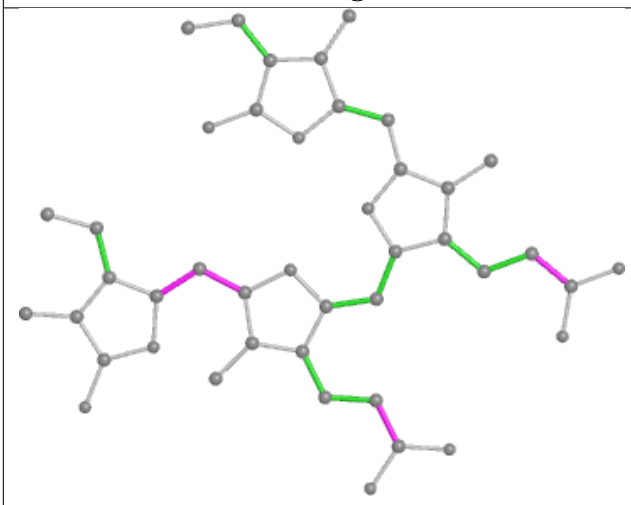

Torsions

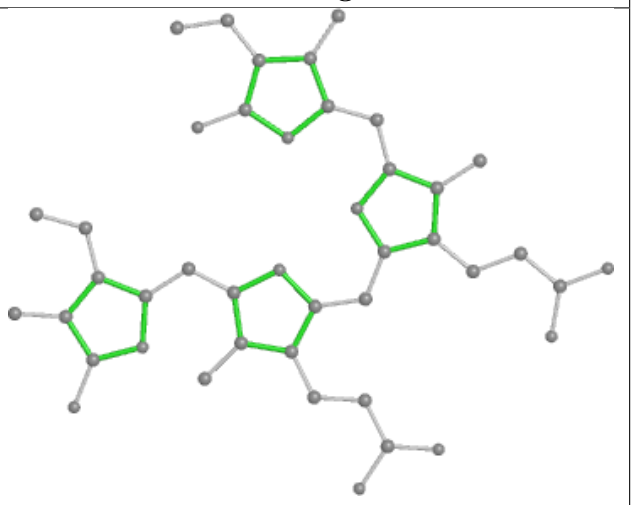

Rings

Ligand PEB n5 202

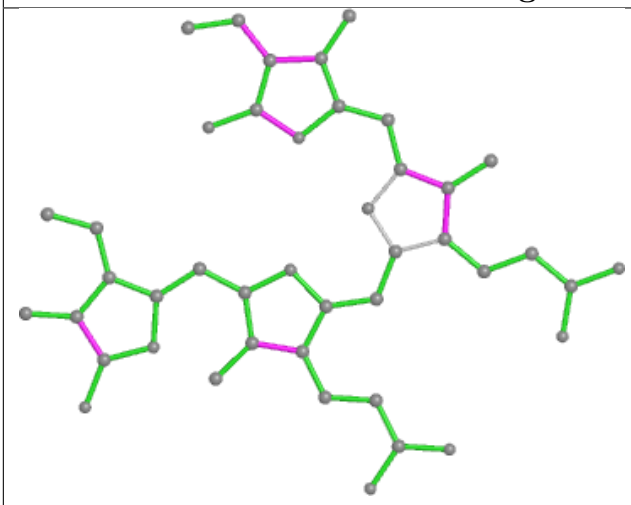

Bond lengths

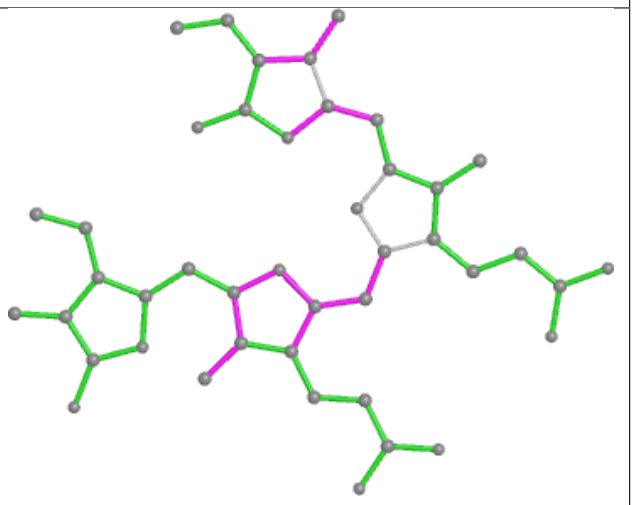

Bond angles

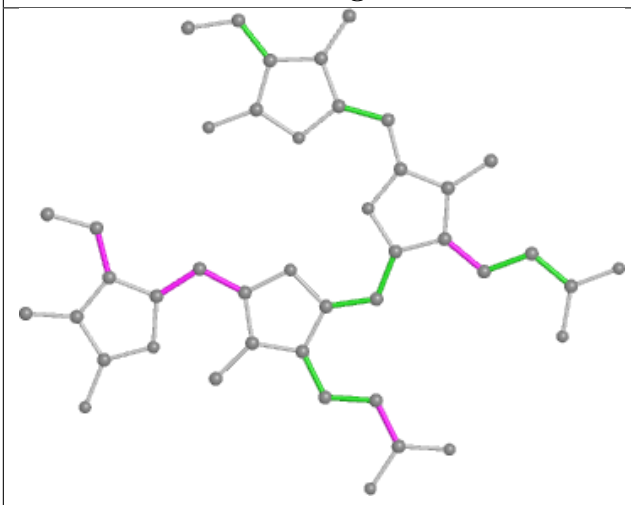

Torsions

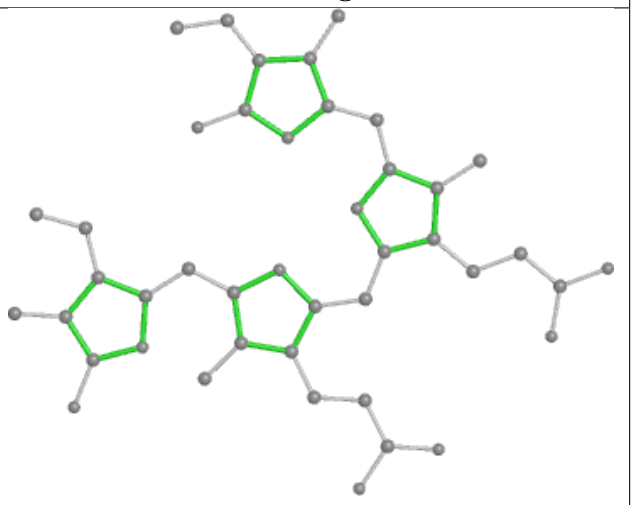

Rings

Ligand PUB a3 1005

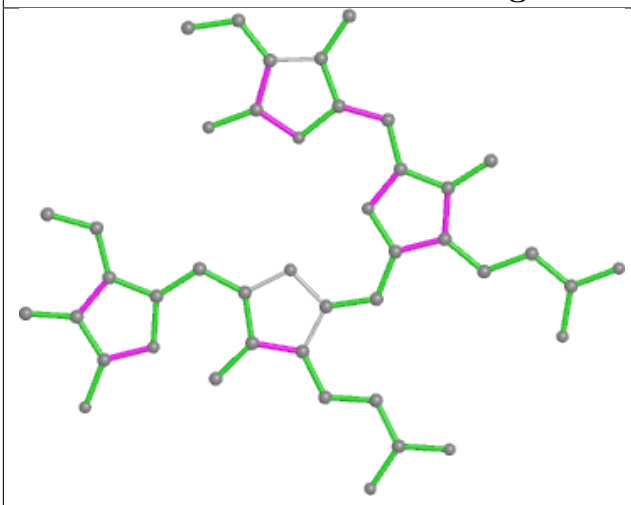

Bond lengths

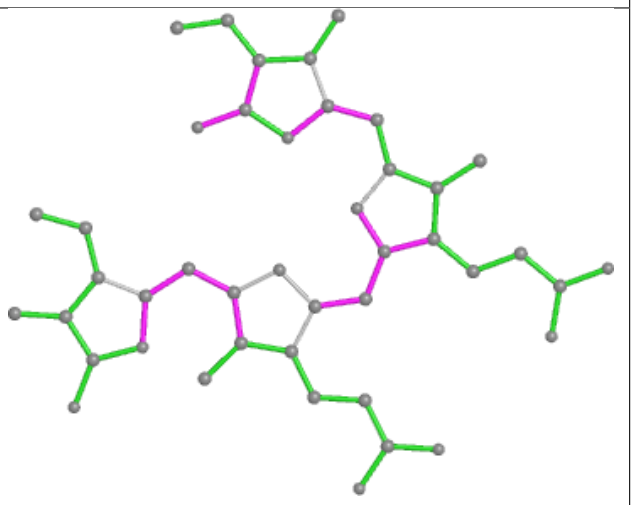

Bond angles

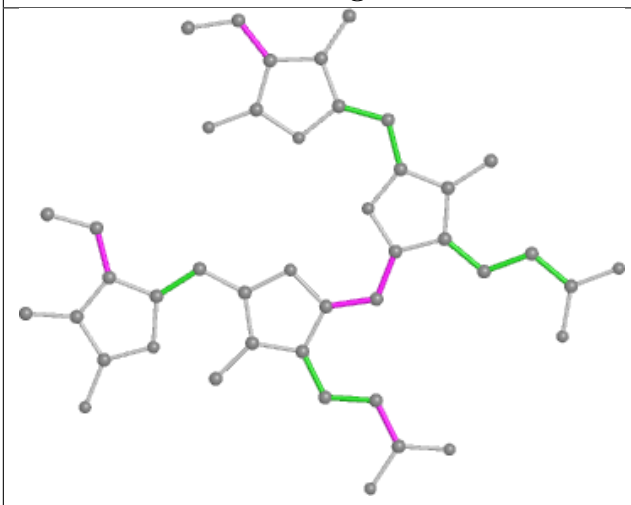

Torsions

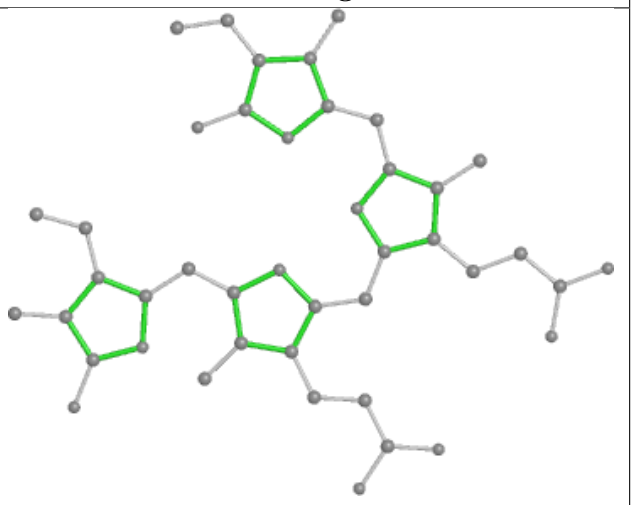

Rings

Ligand PUB bT 202

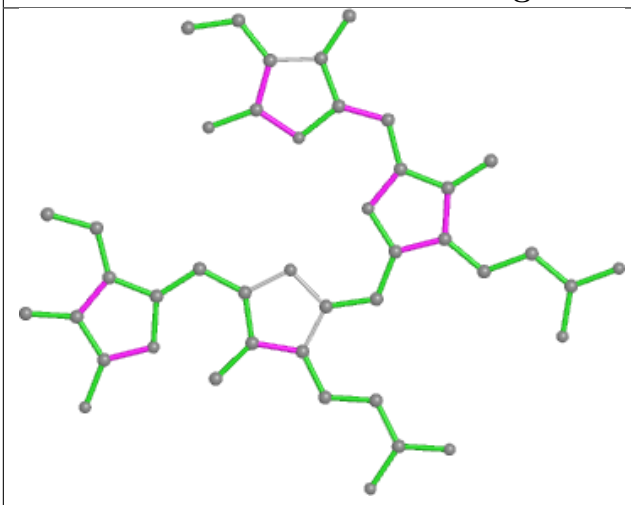

Bond lengths

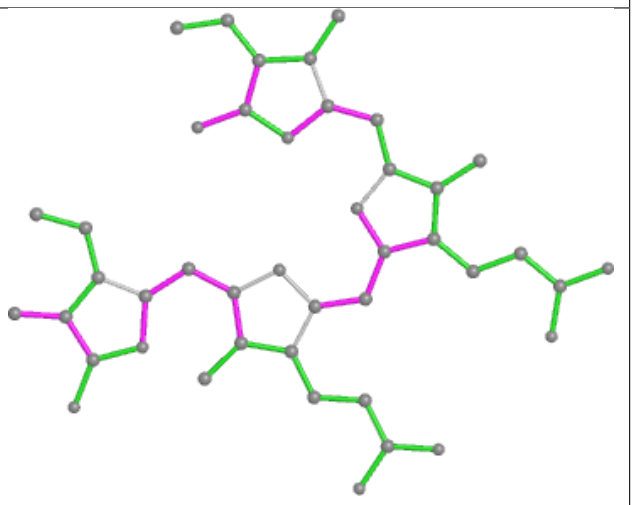

Bond angles

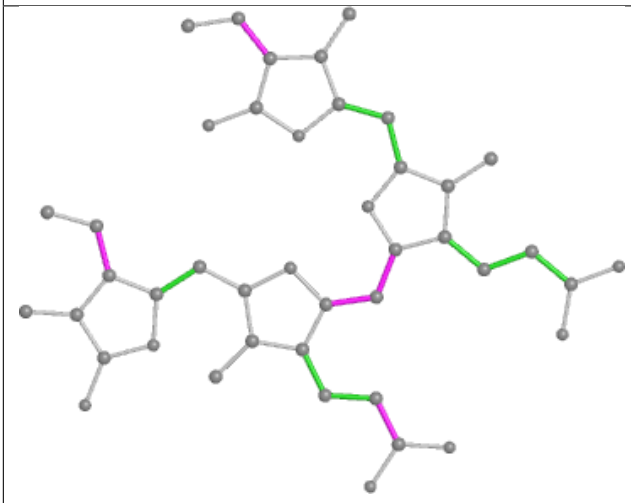

Torsions

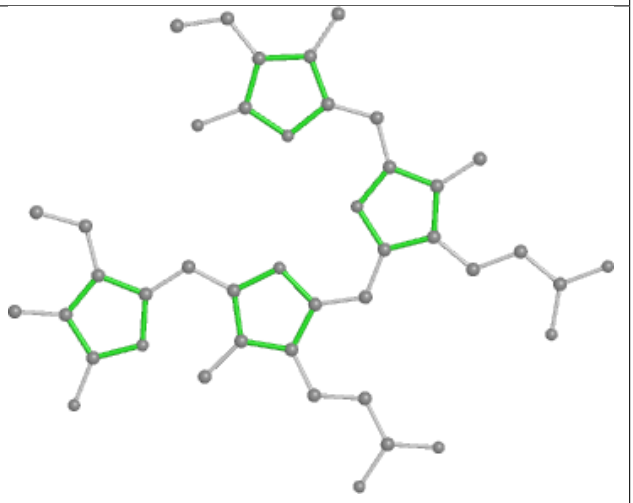

Rings

Ligand PEB s6 202

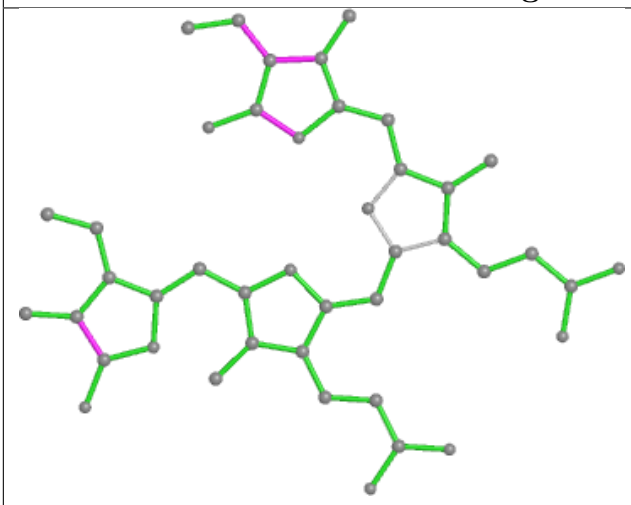

Bond lengths

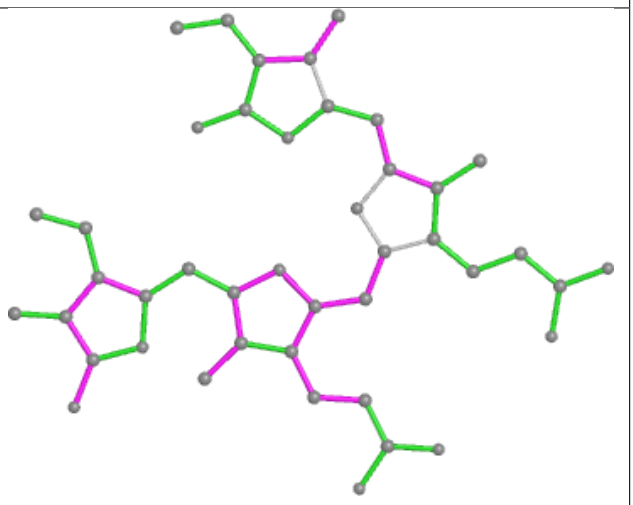

Bond angles

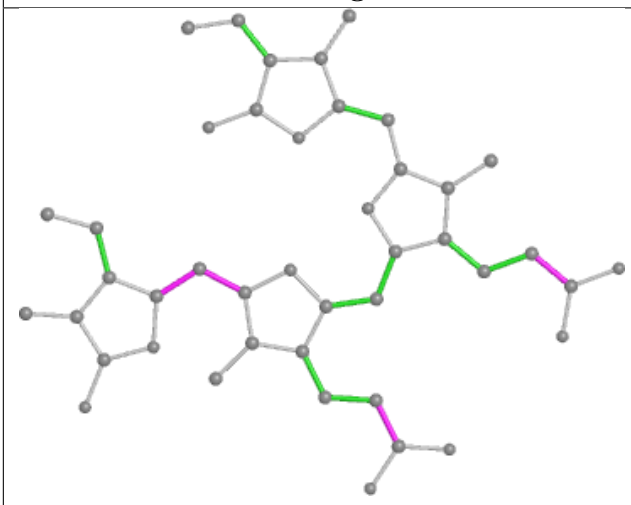

Torsions

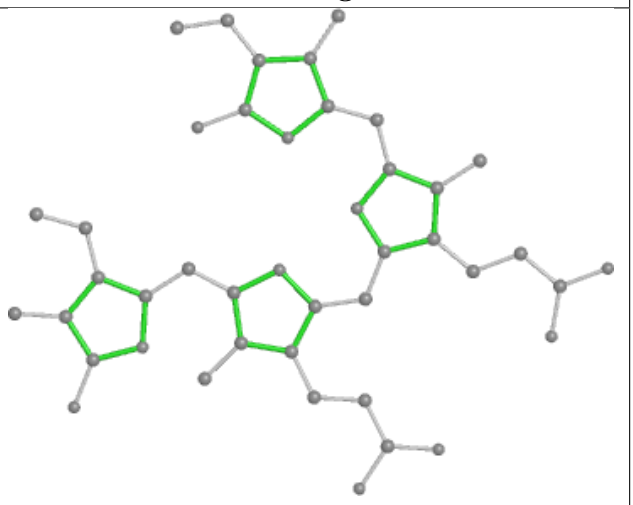

Rings

Ligand PUB X2 203

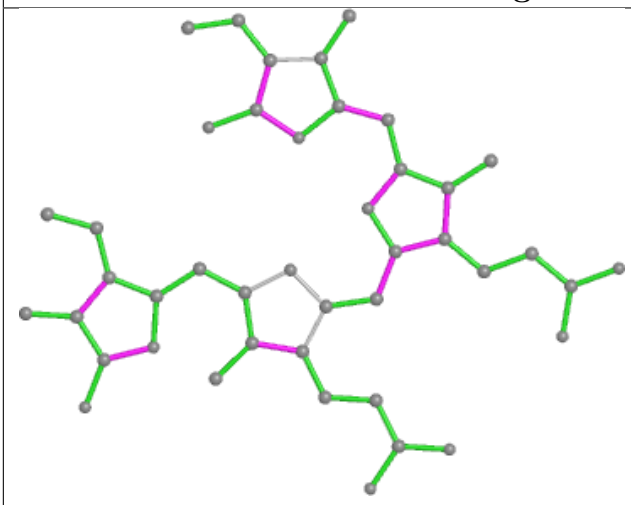

Bond lengths

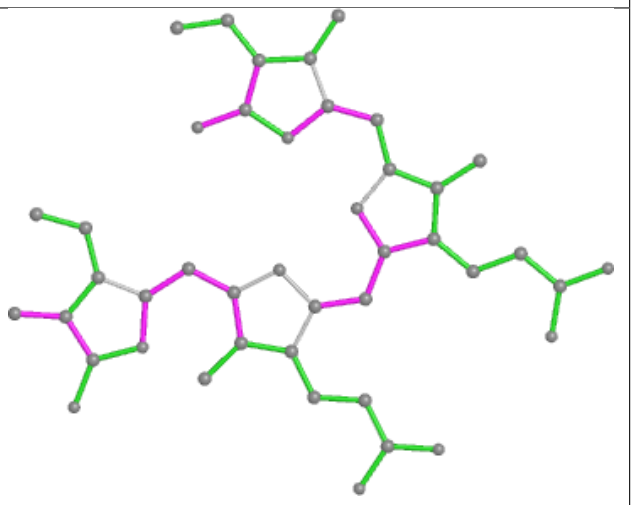

Bond angles

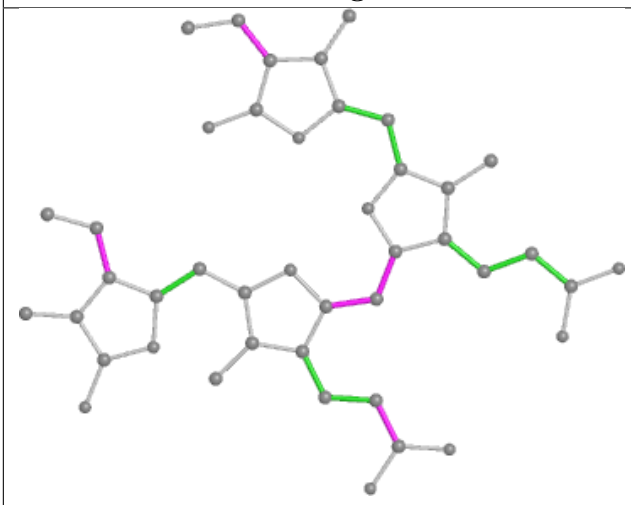

Torsions

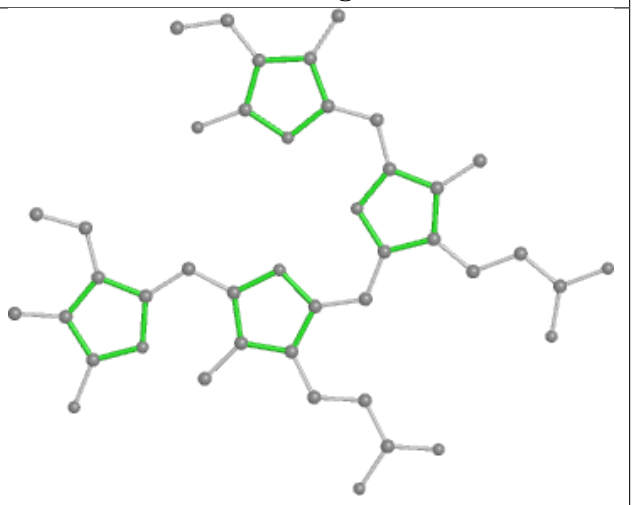

Rings

Ligand PEB dM 1001

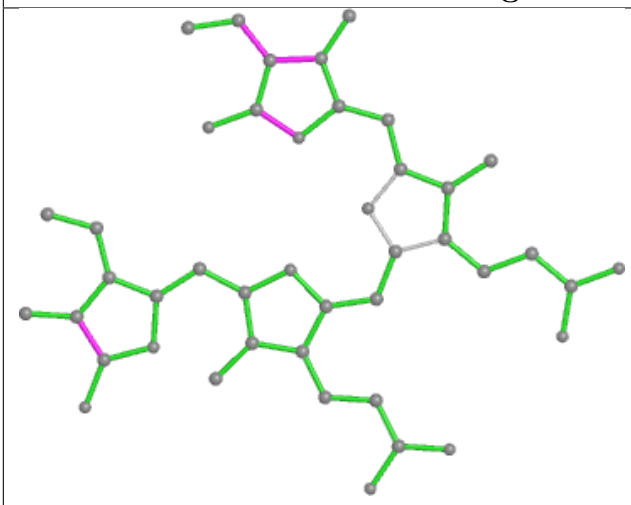

Bond lengths

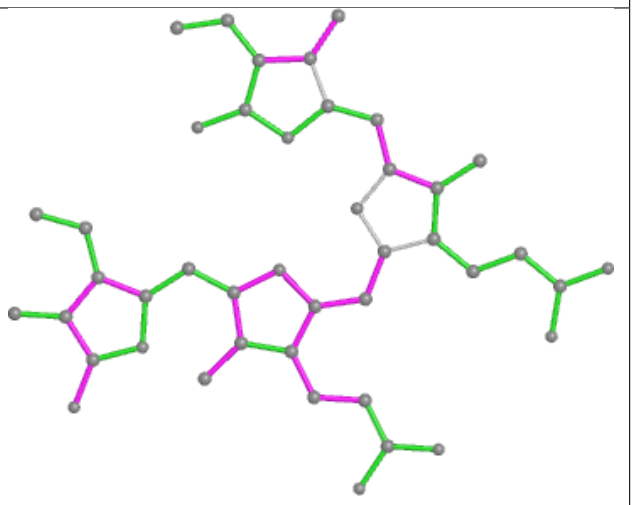

Bond angles

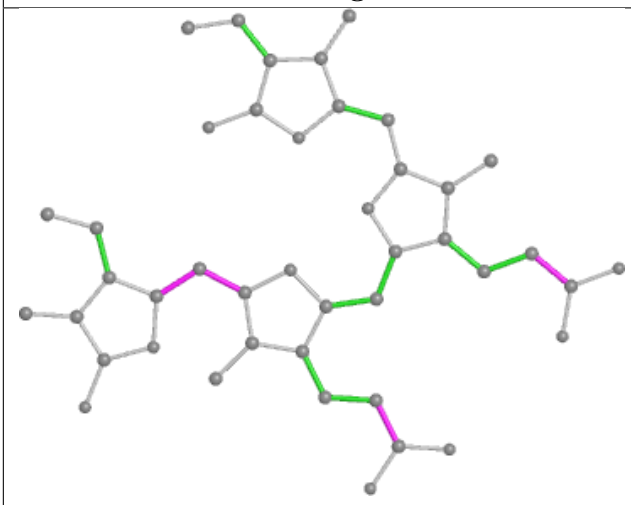

Torsions

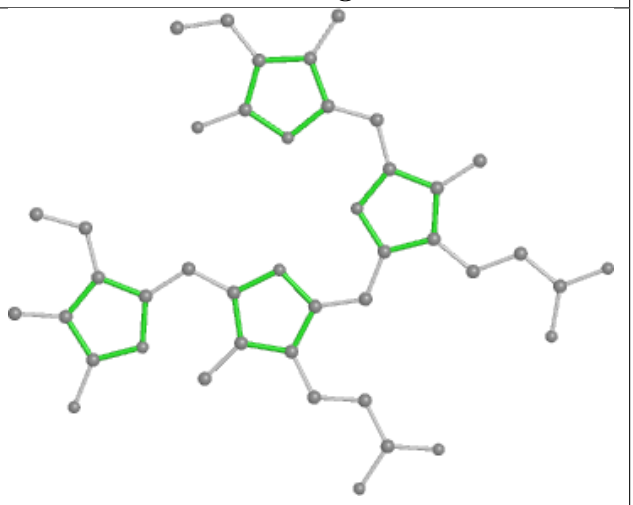

Rings

Ligand PUB iE 1003

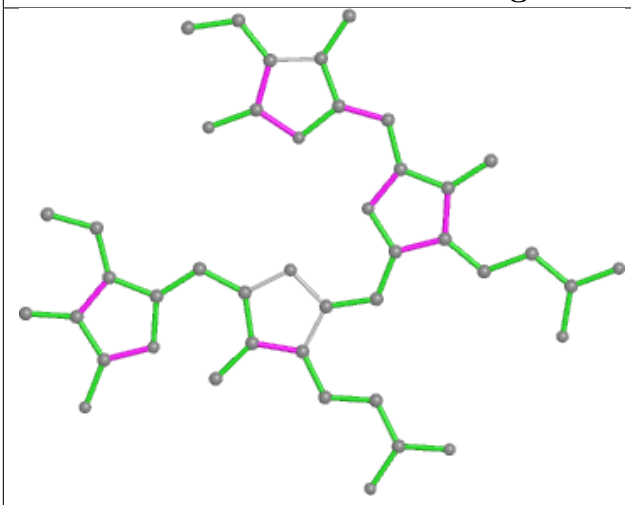

Bond lengths

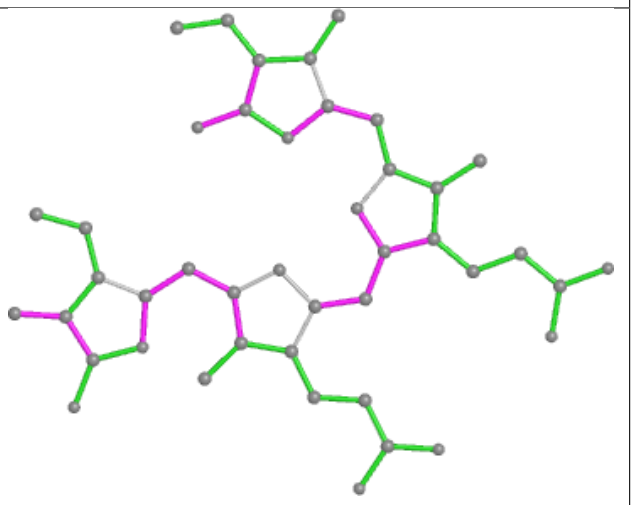

Bond angles

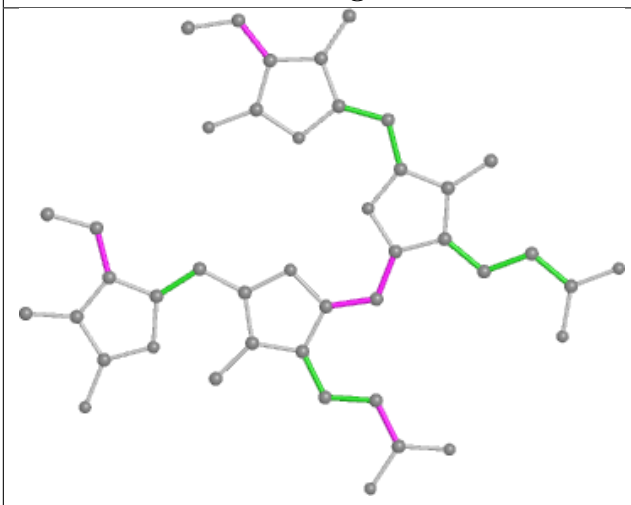

Torsions

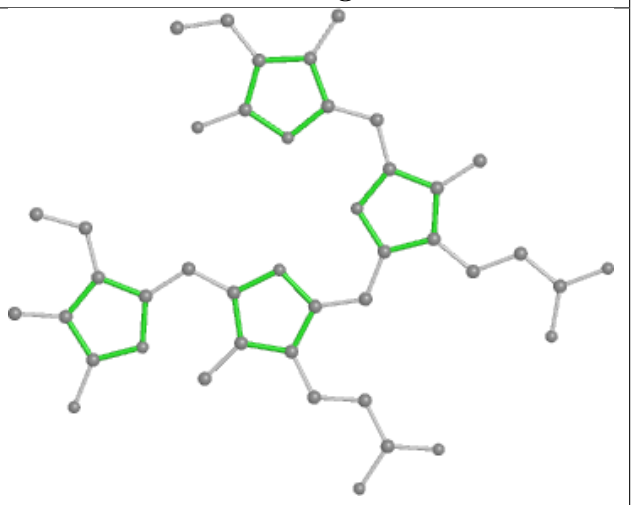

Rings

Ligand PEB j9 202

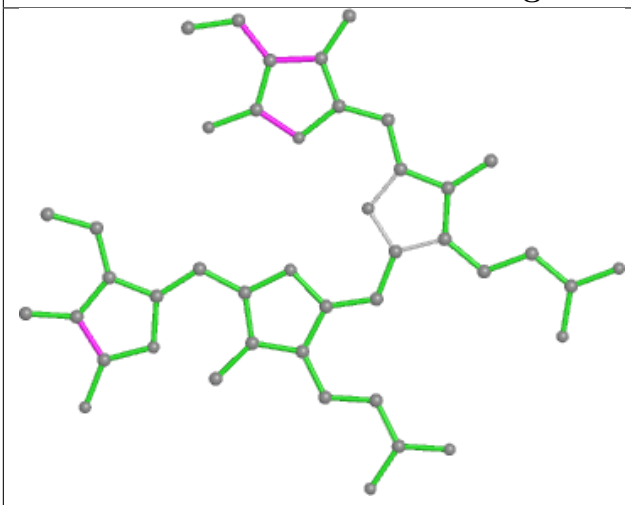

Bond lengths

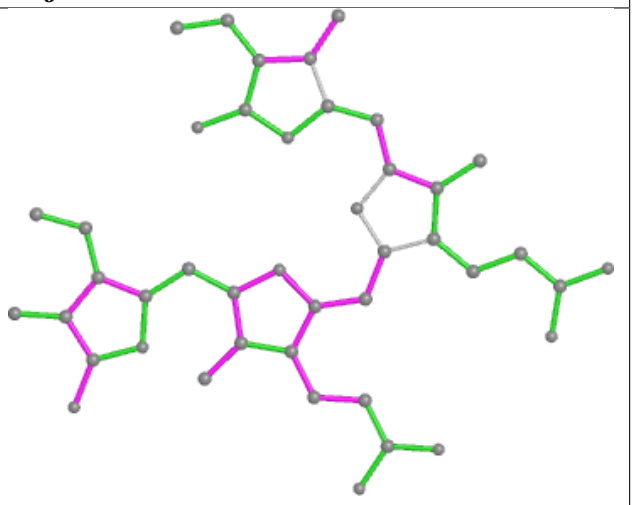

Bond angles

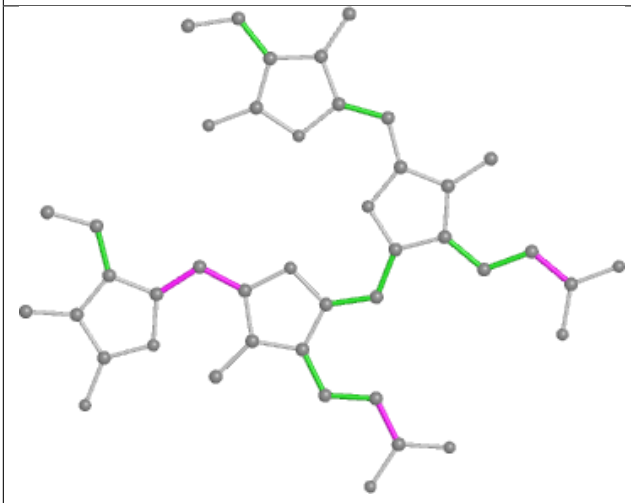

Torsions

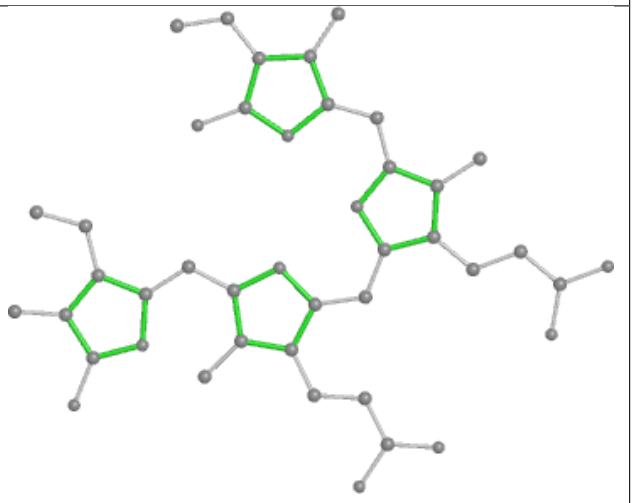

Rings

Ligand CYC z1 201

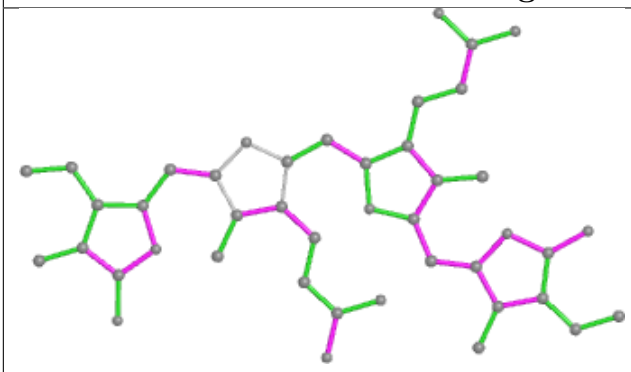

Bond lengths

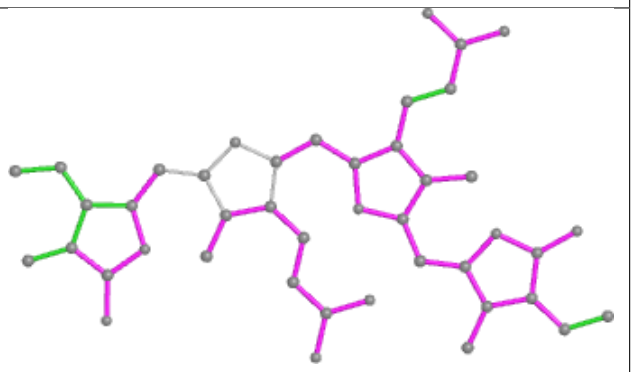

Bond angles

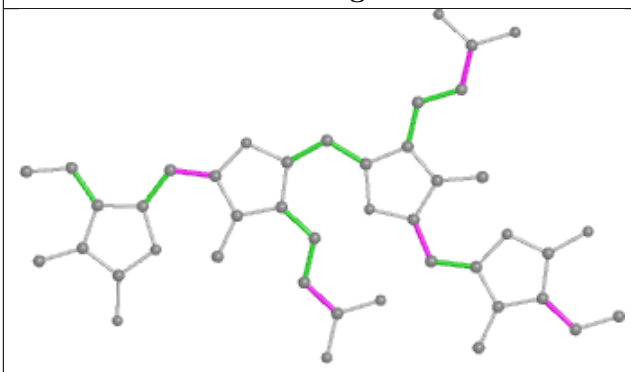

Torsions

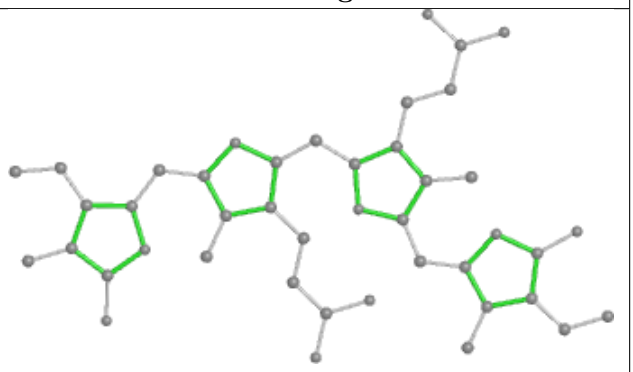

Rings

Ligand PEB eR 201

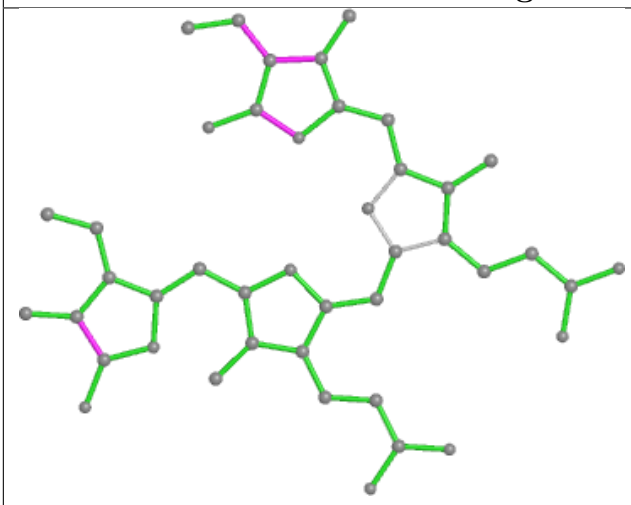

Bond lengths

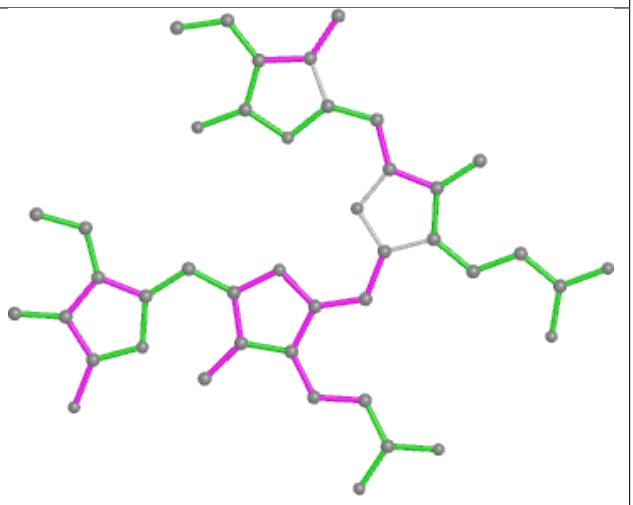

Bond angles

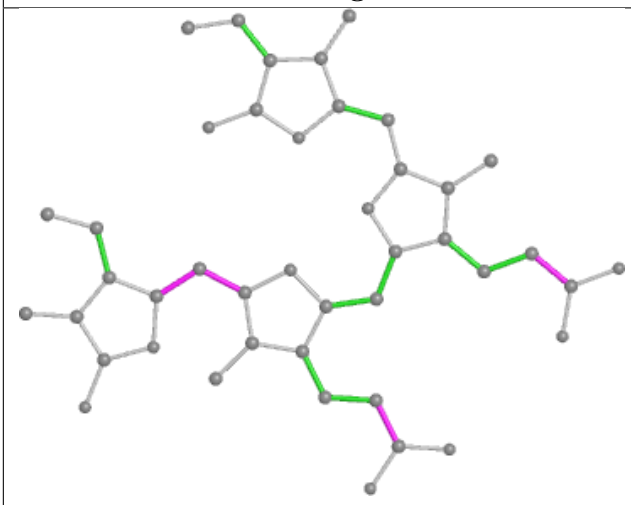

Torsions

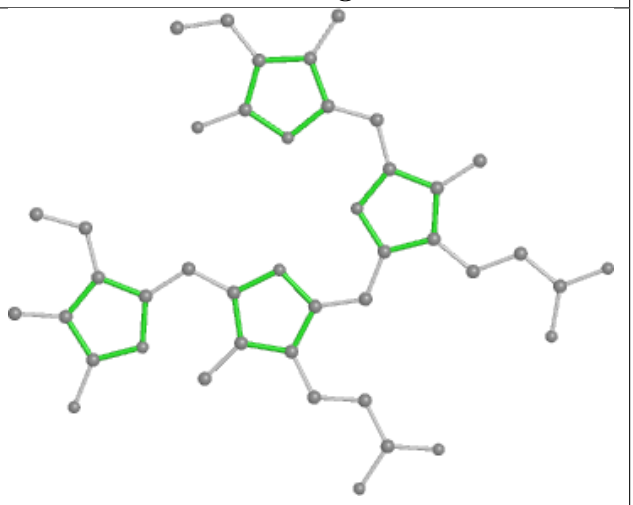

Rings

Ligand PEB M5 201

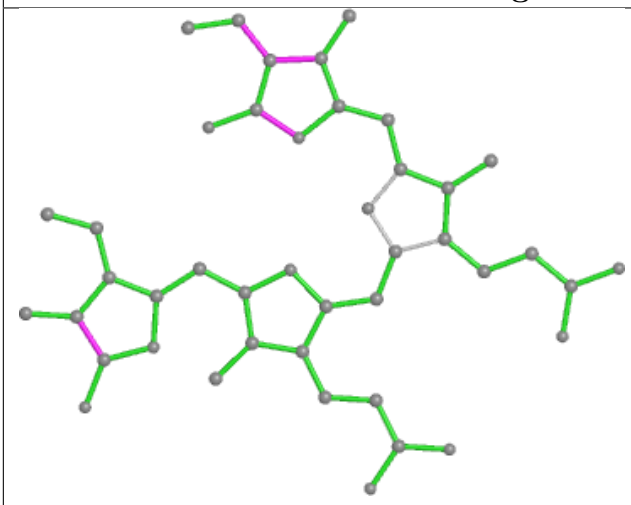

Bond lengths

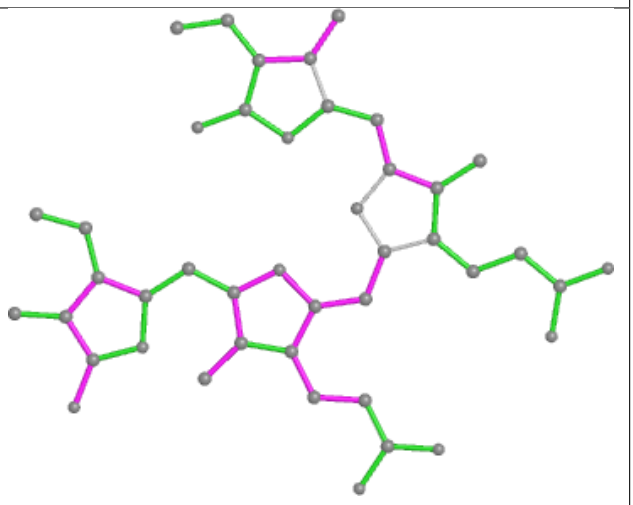

Bond angles

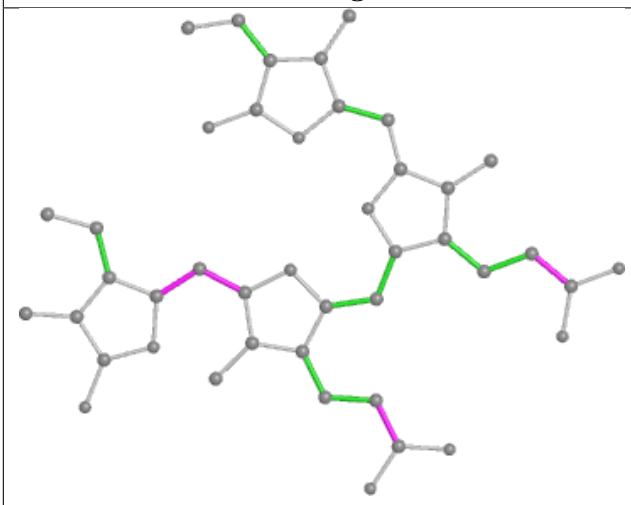

Torsions

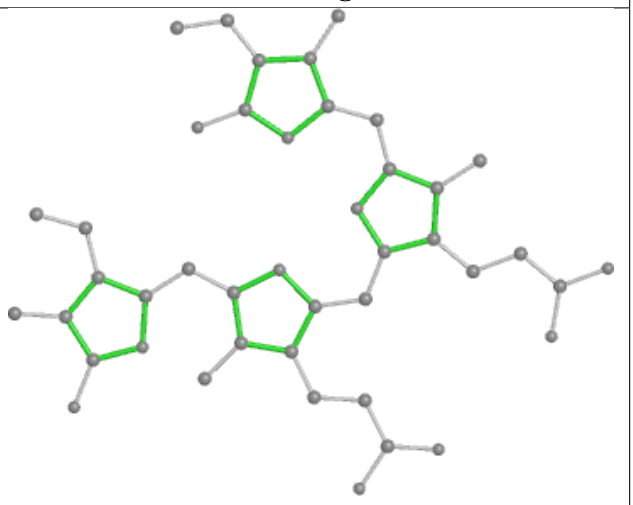

Rings

Ligand PEB bY 1002

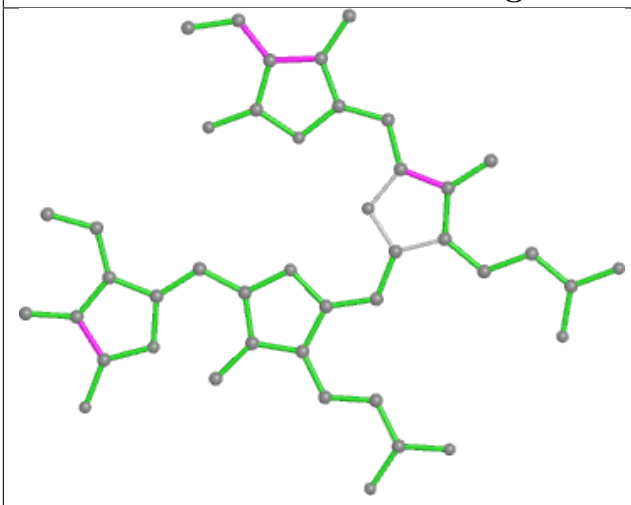

Bond lengths

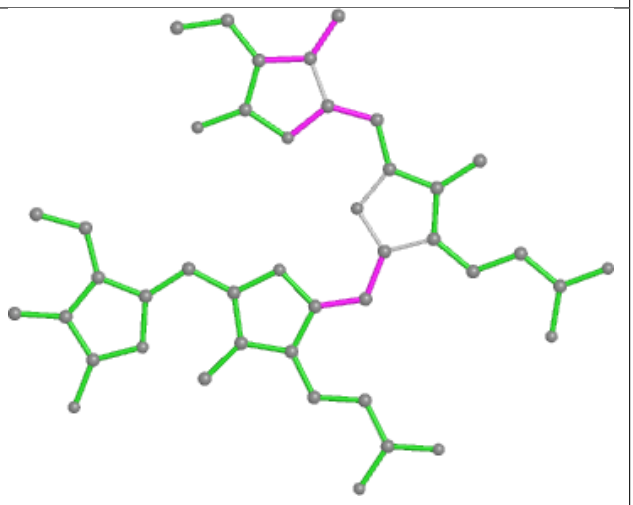

Bond angles

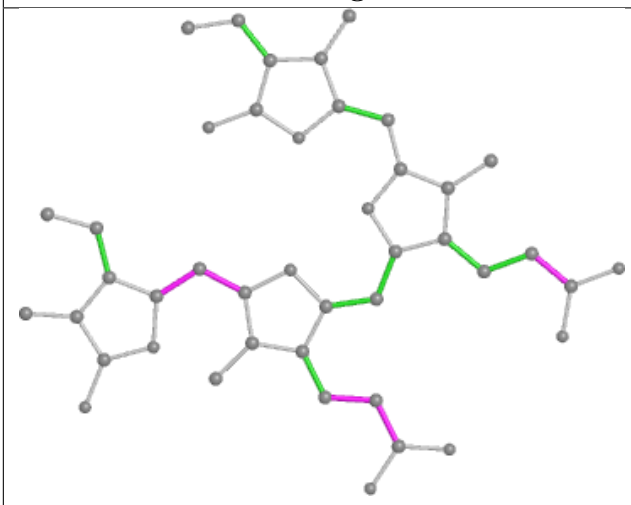

Torsions

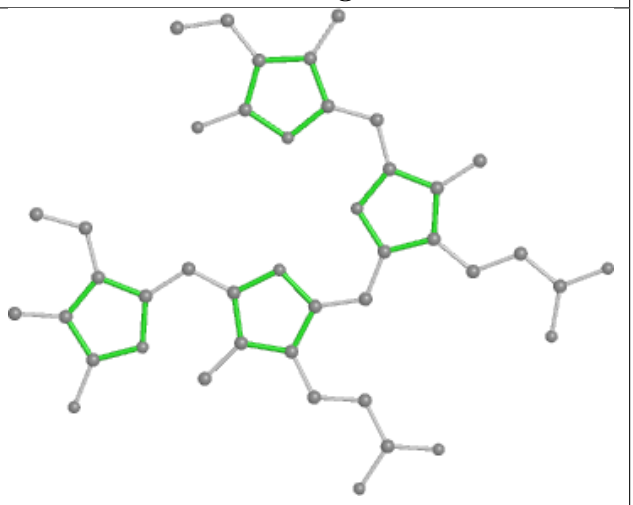

Rings

Ligand PEB N2 201

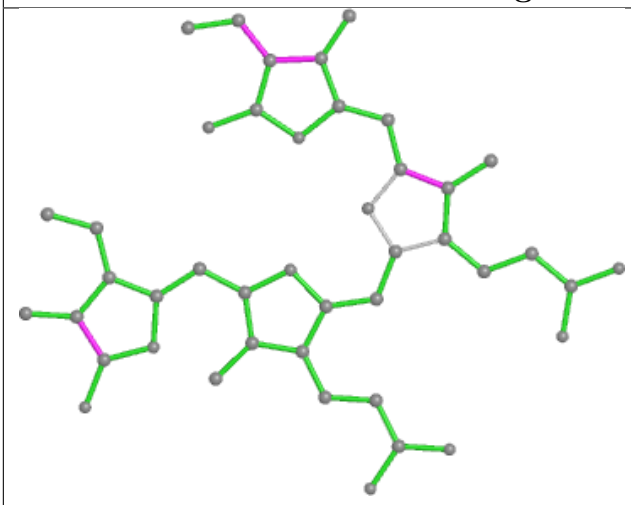

Bond lengths

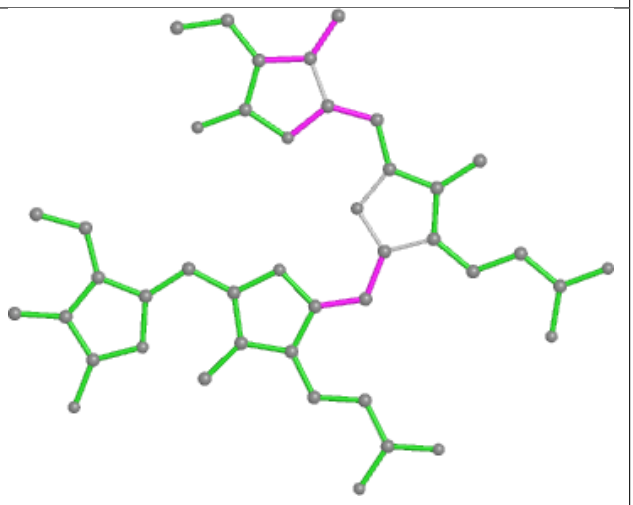

Bond angles

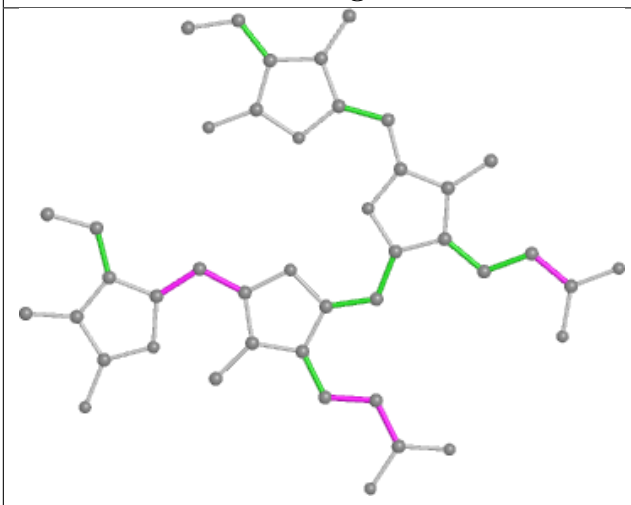

Torsions

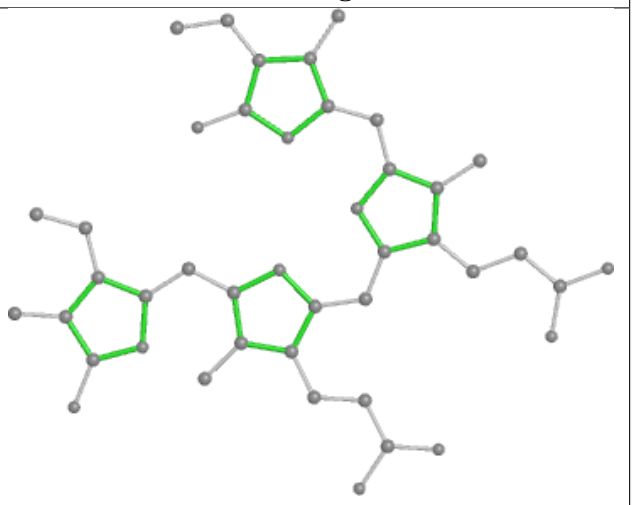

Rings

Ligand PEB u5 202

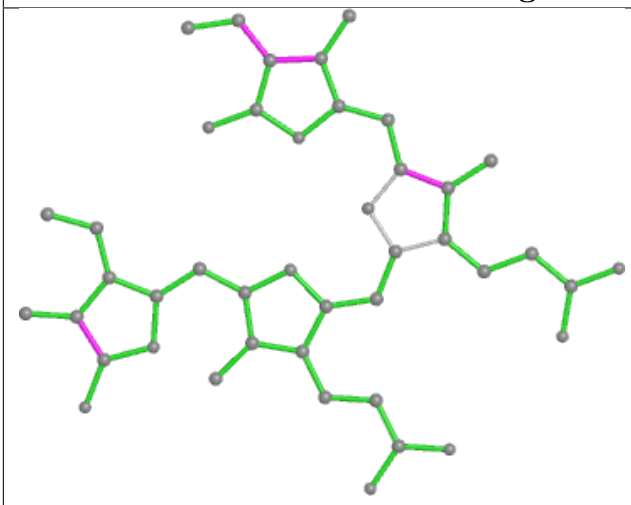

Bond lengths

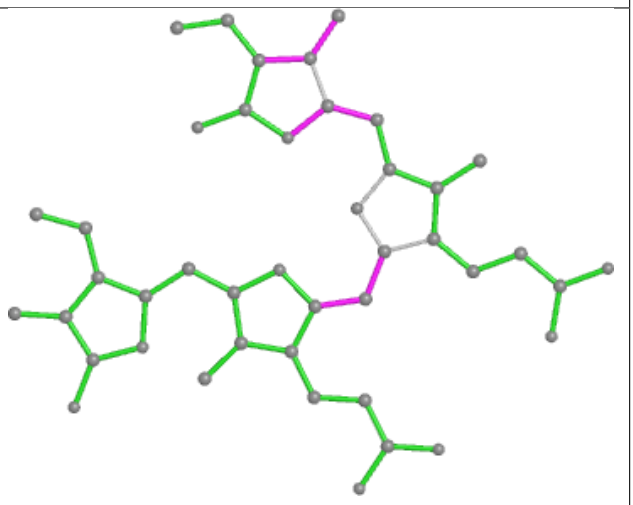

Bond angles

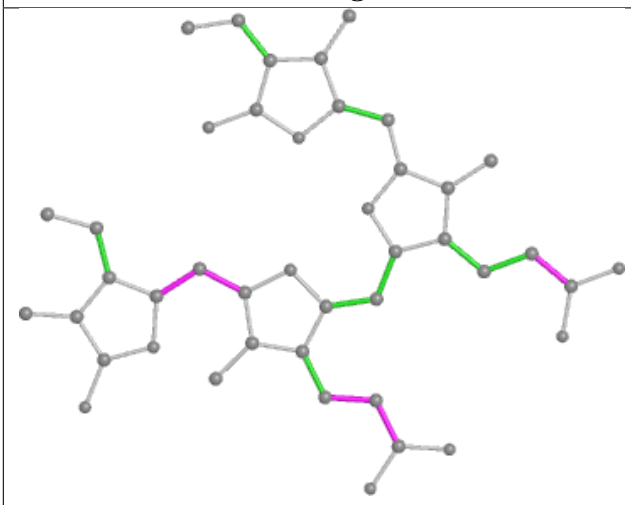

Torsions

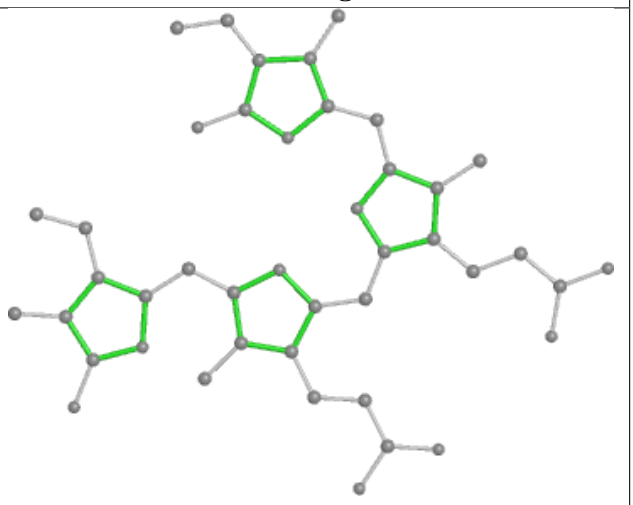

Rings

Ligand PEB e8 302

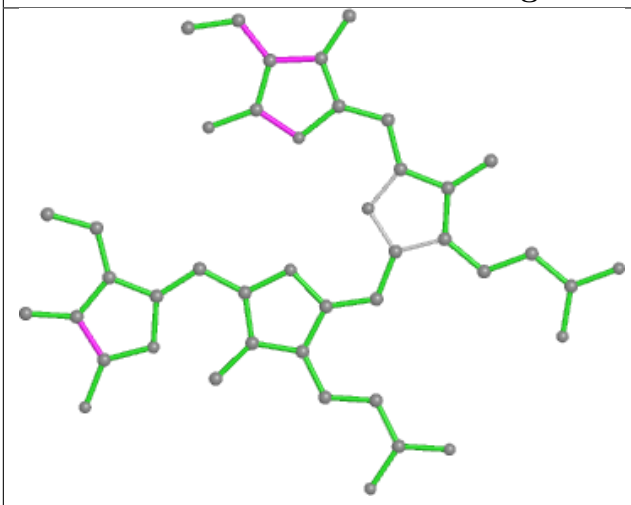

Bond lengths

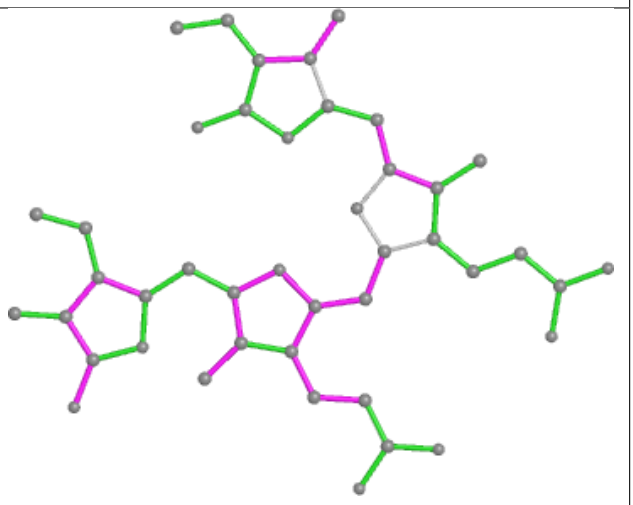

Bond angles

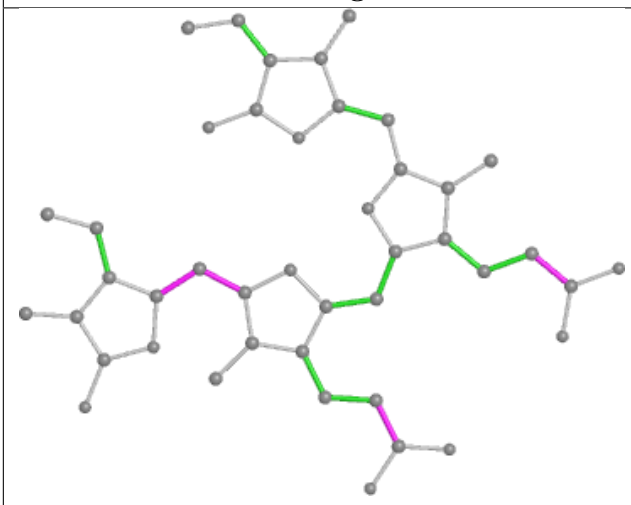

Torsions

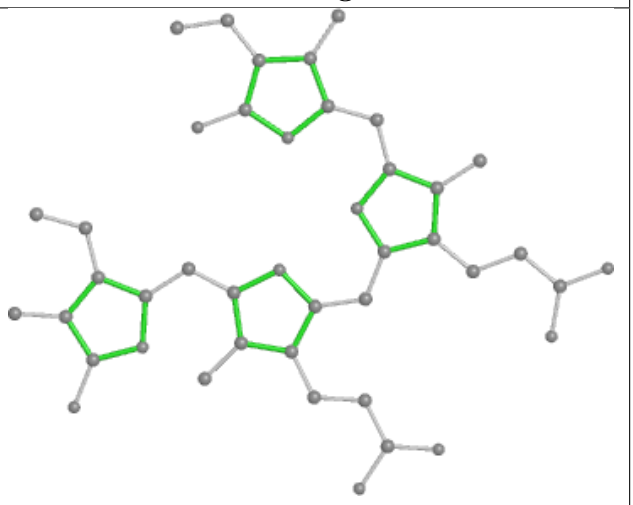

Rings

Ligand PUB v4 203

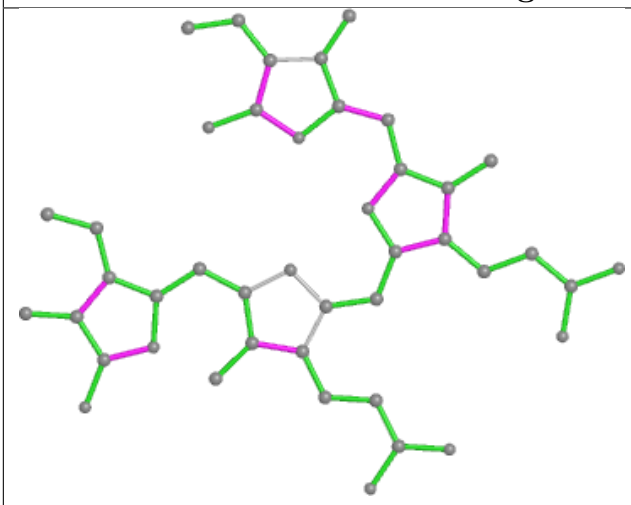

Bond lengths

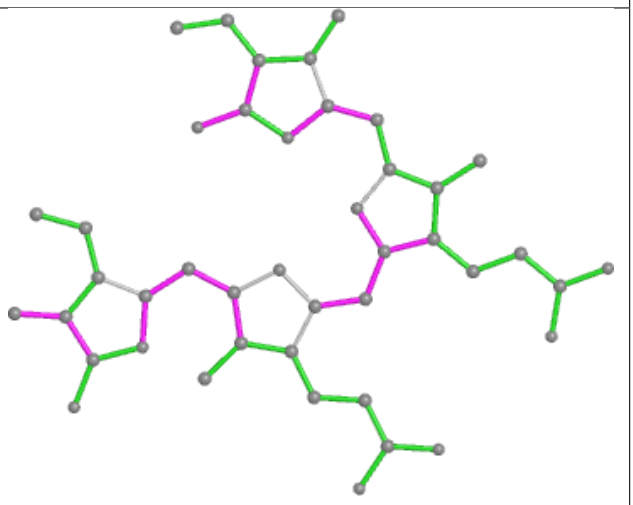

Bond angles

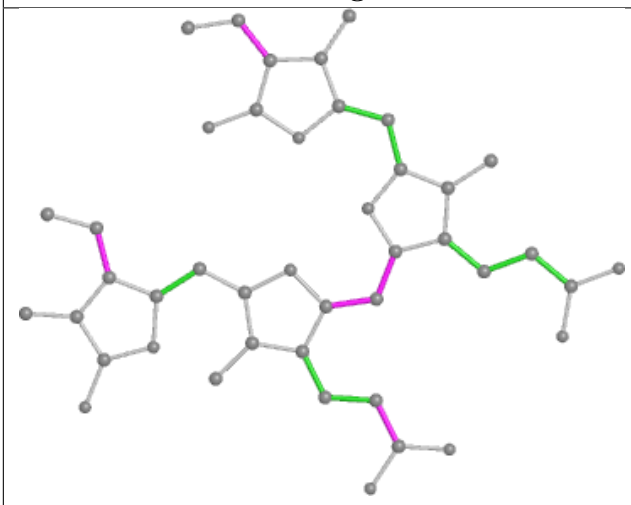

Torsions

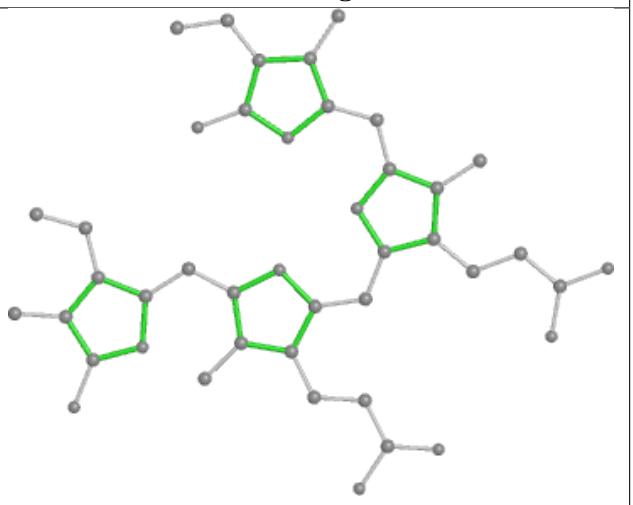

Rings

Ligand PUB aJ 203

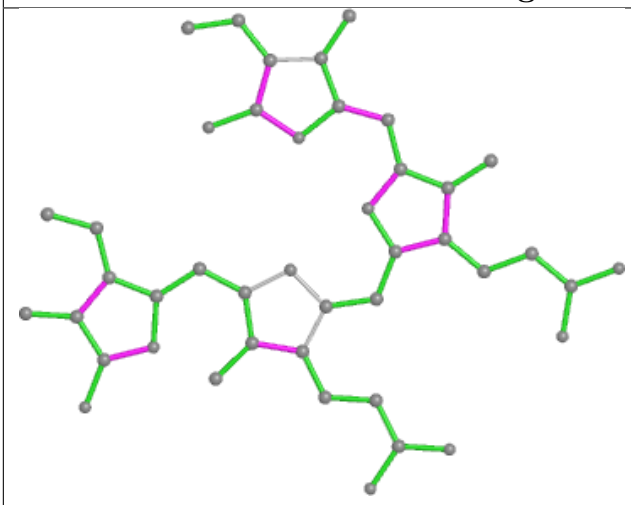

Bond lengths

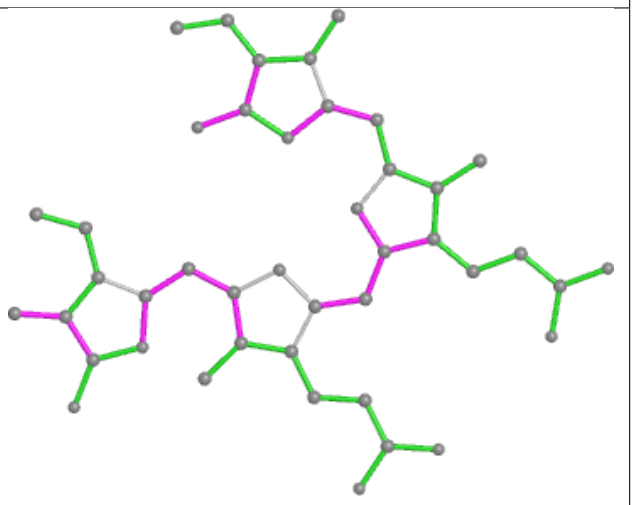

Bond angles

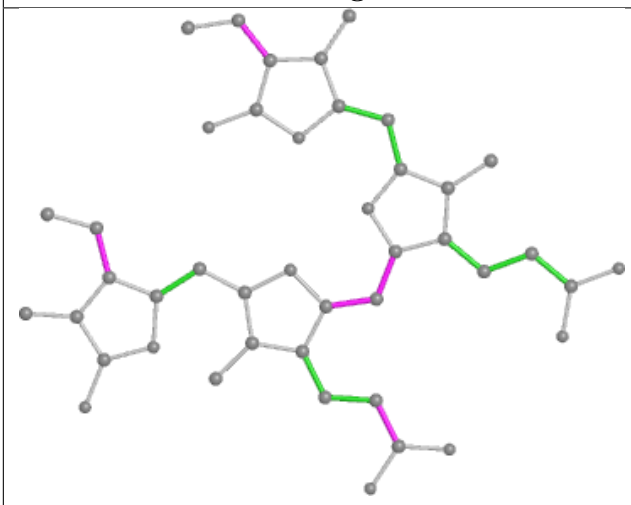

Torsions

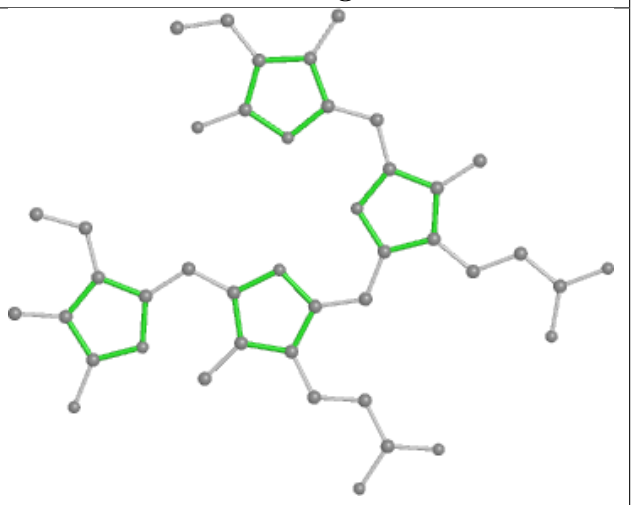

Rings

Ligand PEB X6 201

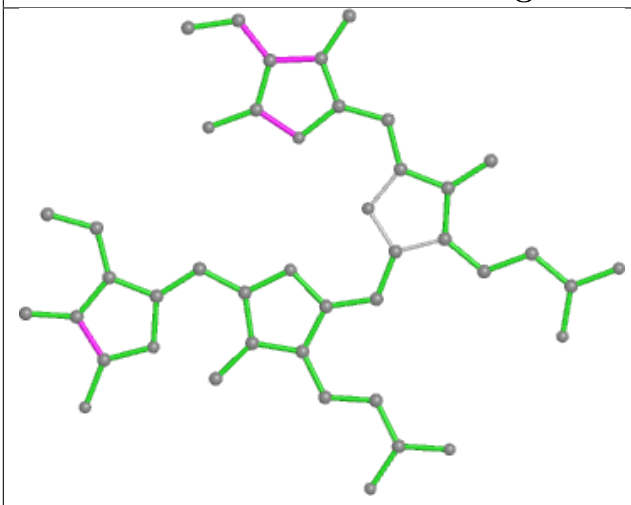

Bond lengths

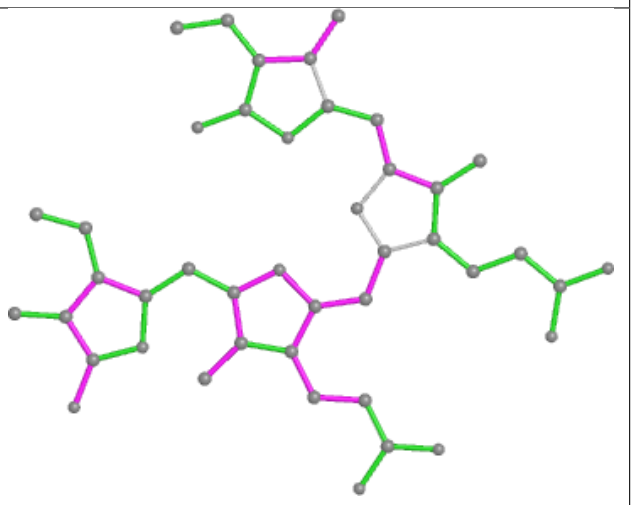

Bond angles

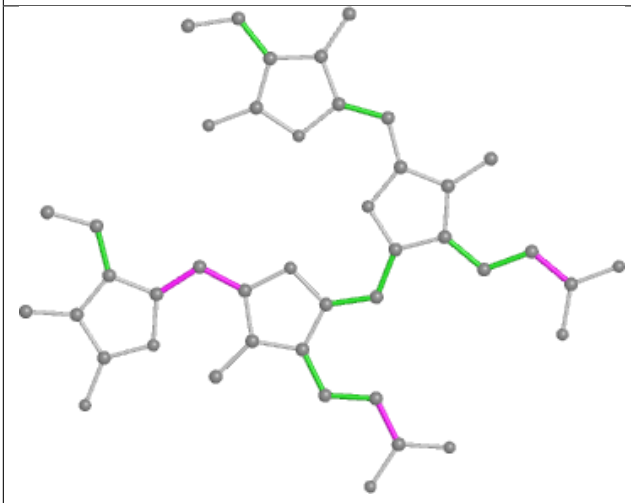

Torsions

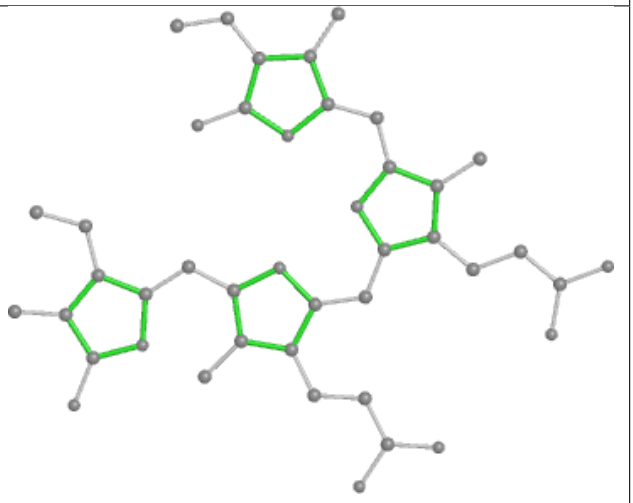

Rings

Ligand PEB aN 204

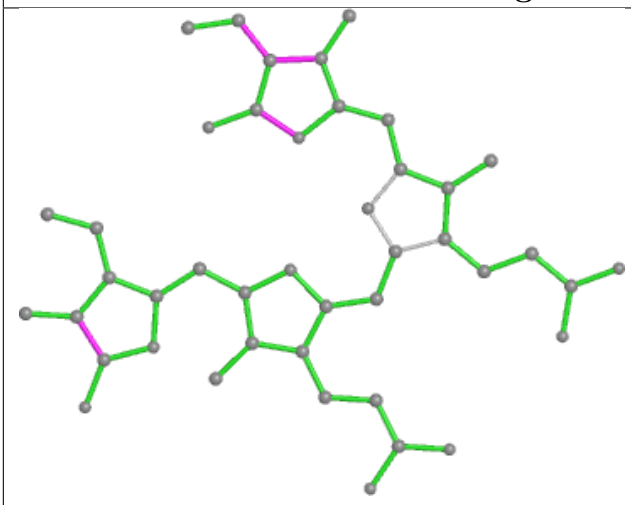

Bond lengths

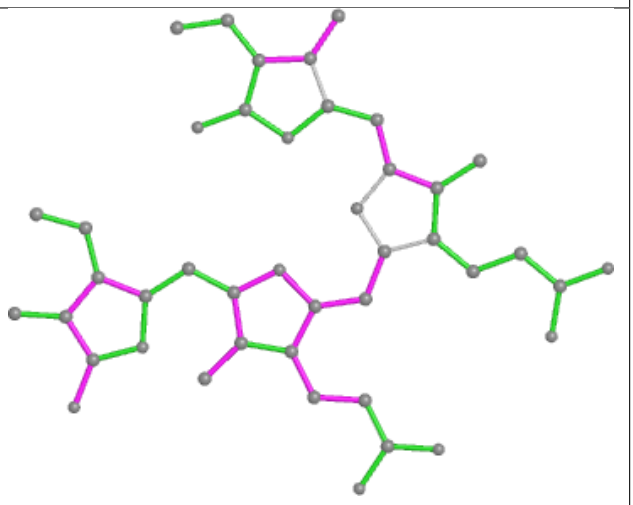

Bond angles

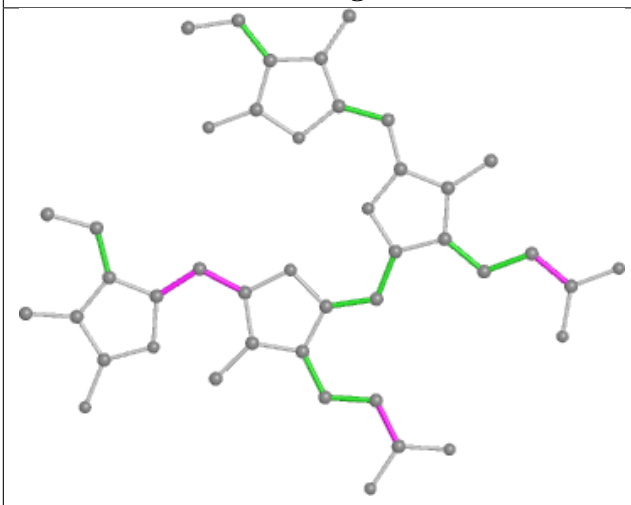

Torsions

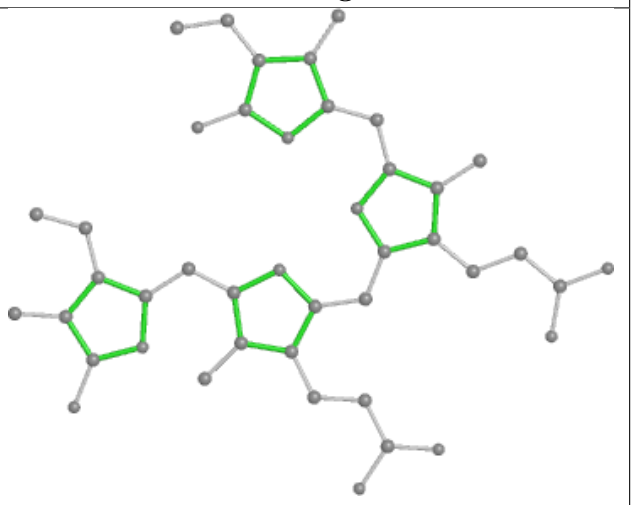

Rings

Ligand PEB cR 202

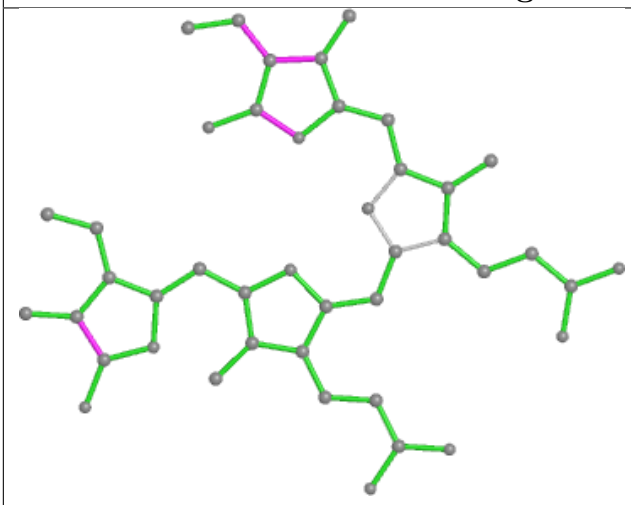

Bond lengths

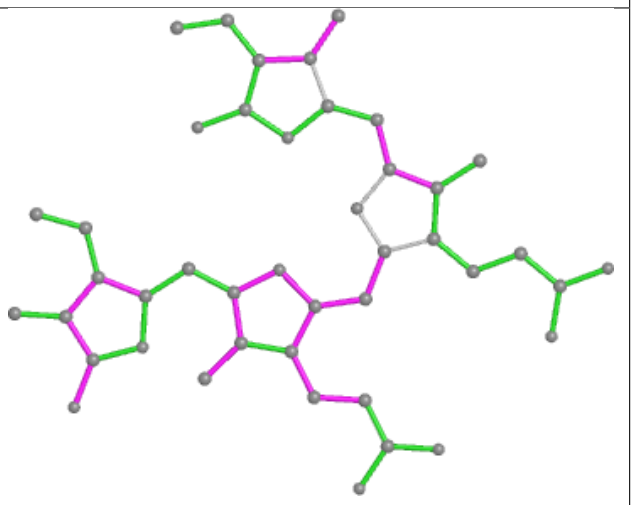

Bond angles

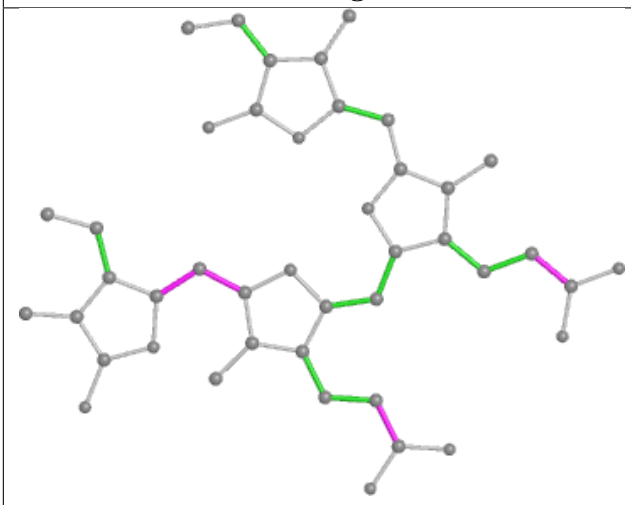

Torsions

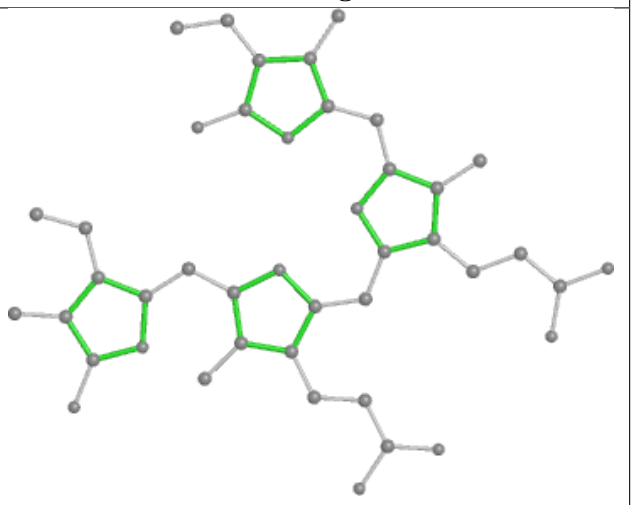

Rings

Ligand PUB eZ 403

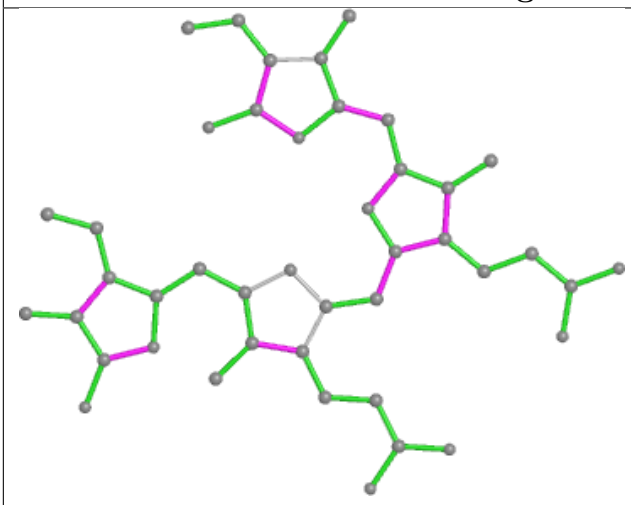

Bond lengths

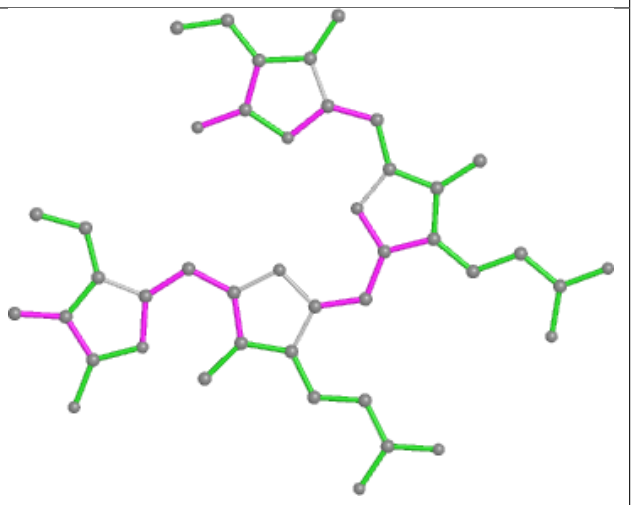

Bond angles

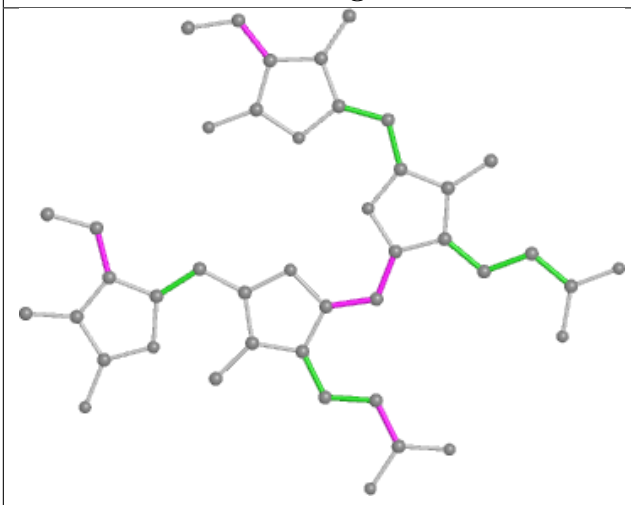

Torsions

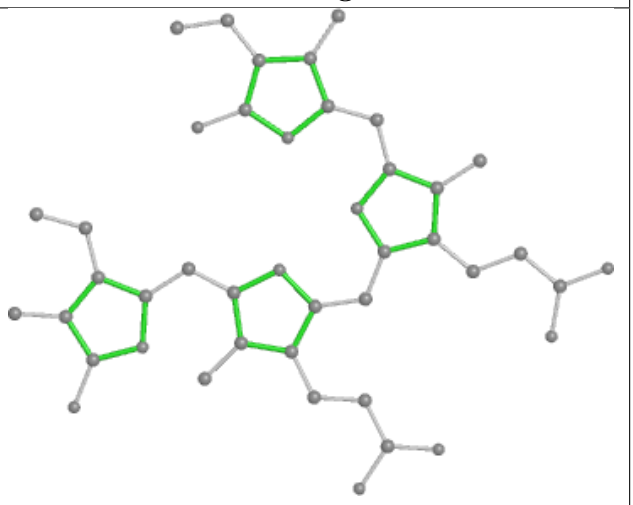

Rings

Ligand PEB U8 1001

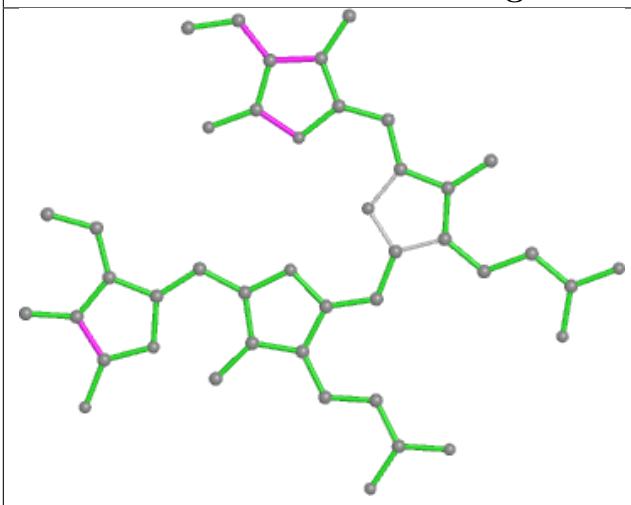

Bond lengths

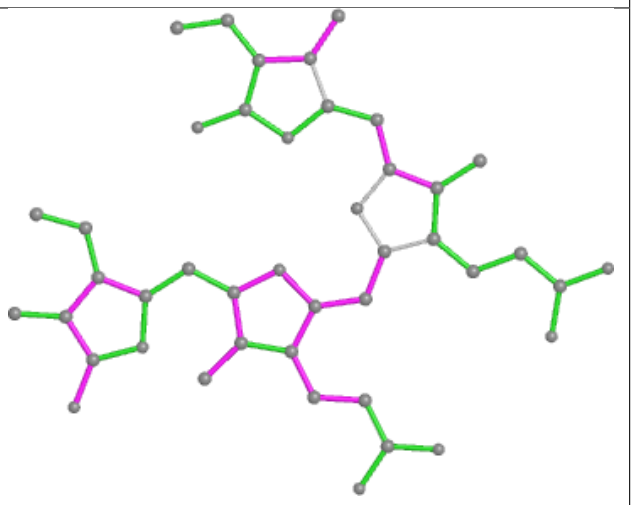

Bond angles

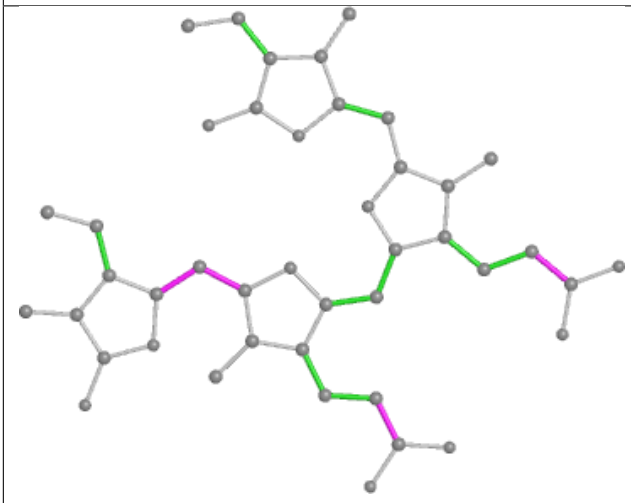

Torsions

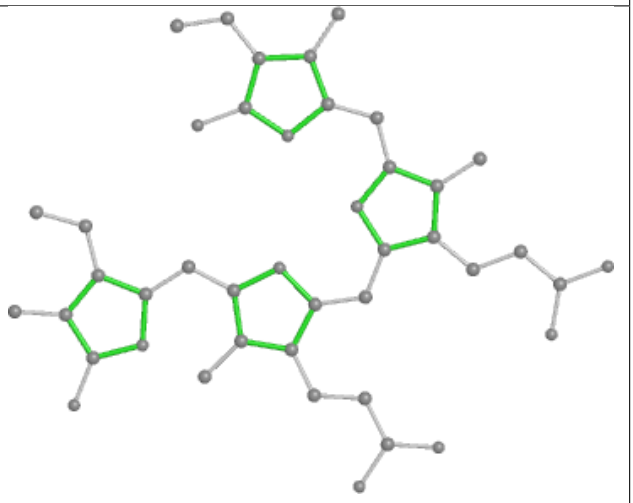

Rings

Ligand PEB cx 202

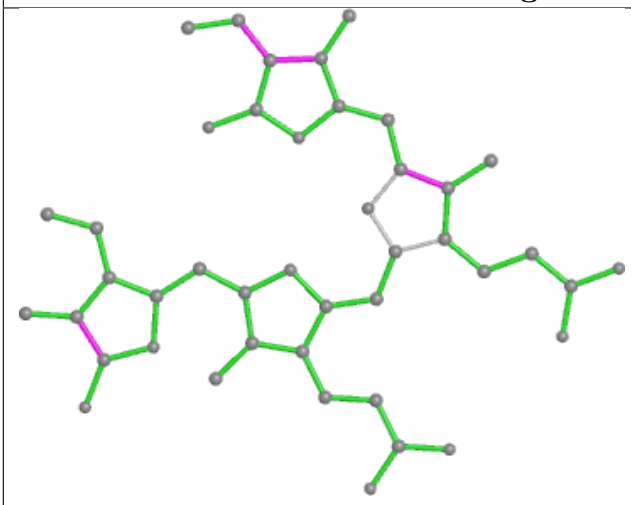

Bond lengths

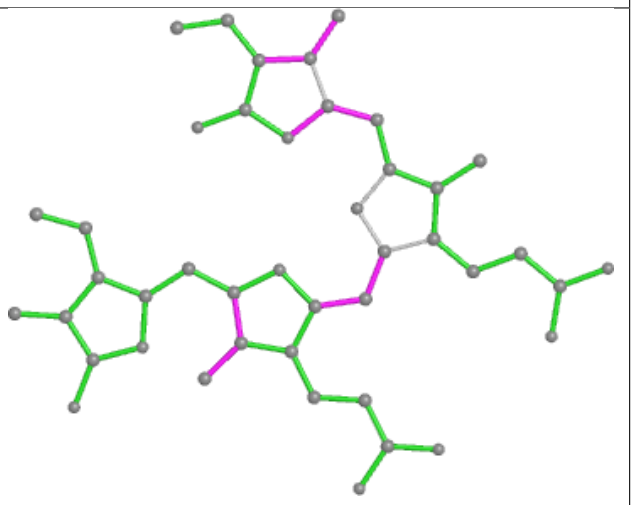

Bond angles

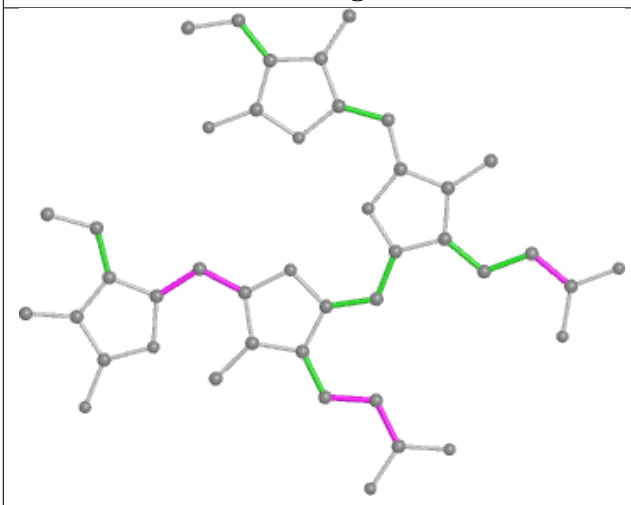

Torsions

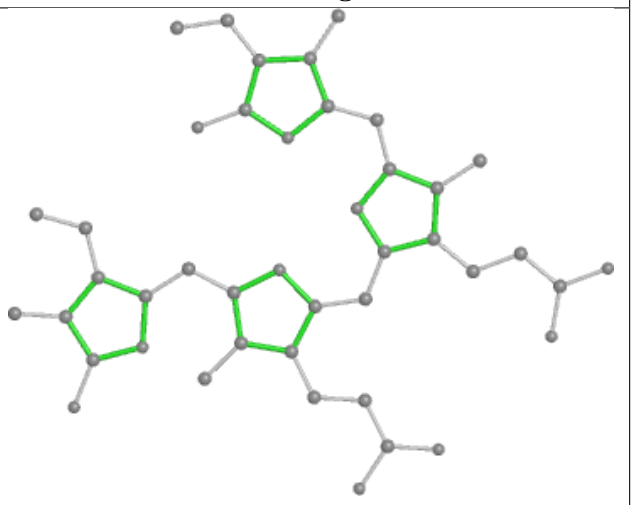

Rings

Ligand PEB ey 1003

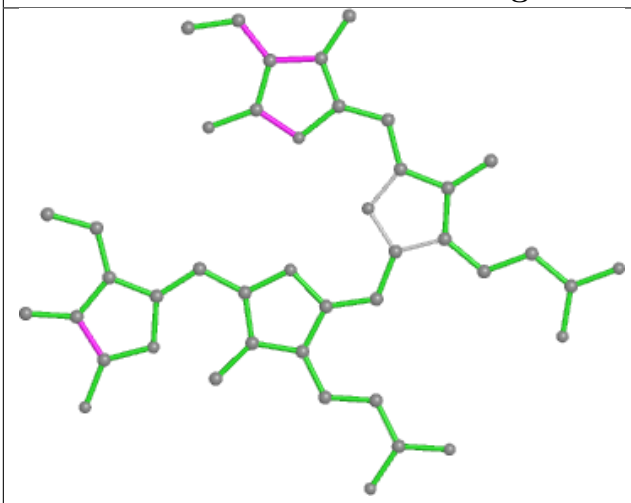

Bond lengths

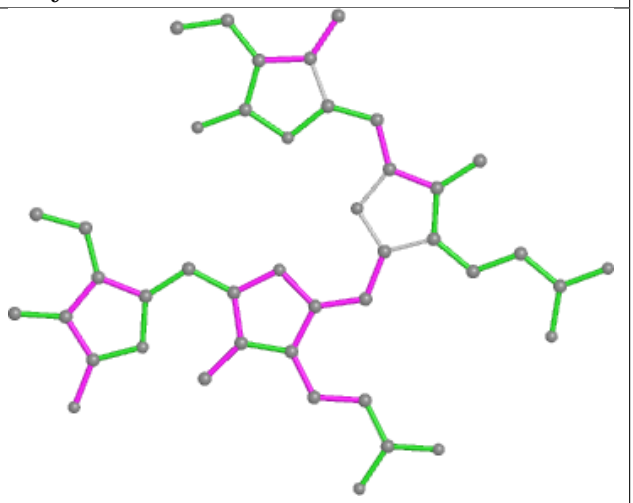

Bond angles

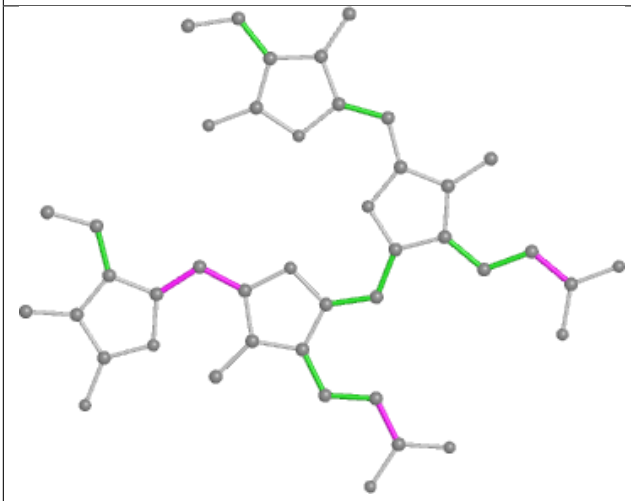

Torsions

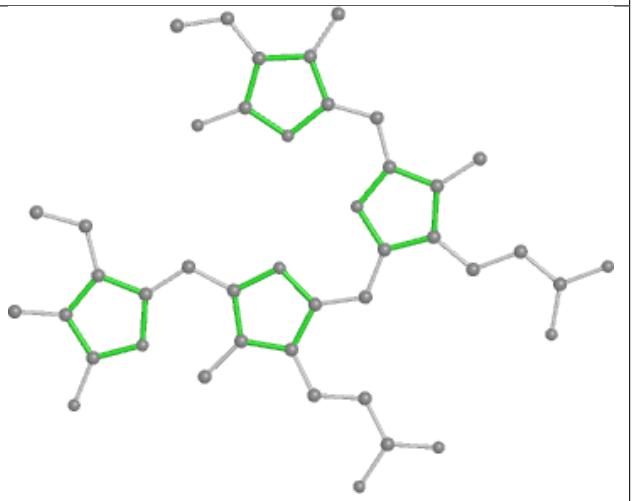

Rings

Ligand PVN ey 1004

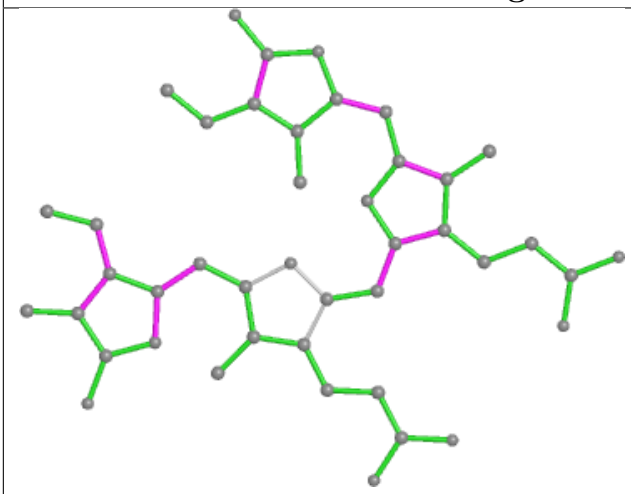

Bond lengths

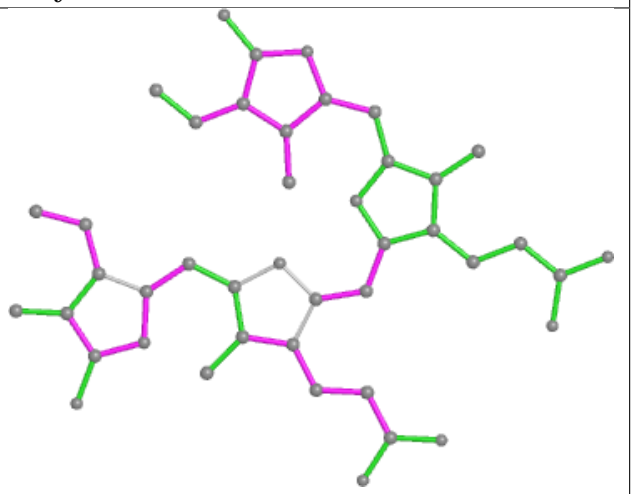

Bond angles

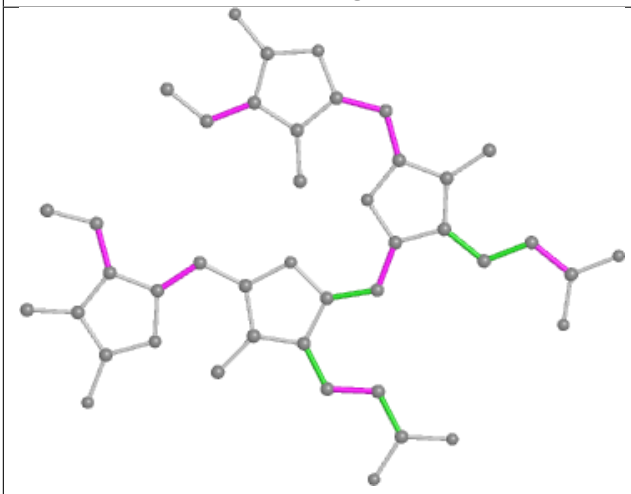

Torsions

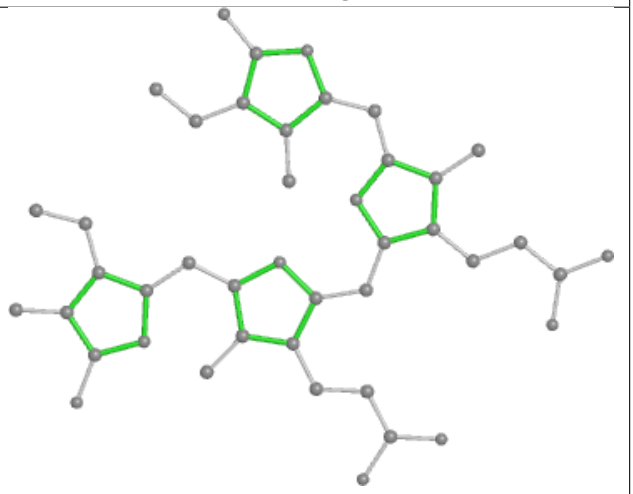

Rings

Ligand PUB cH 202

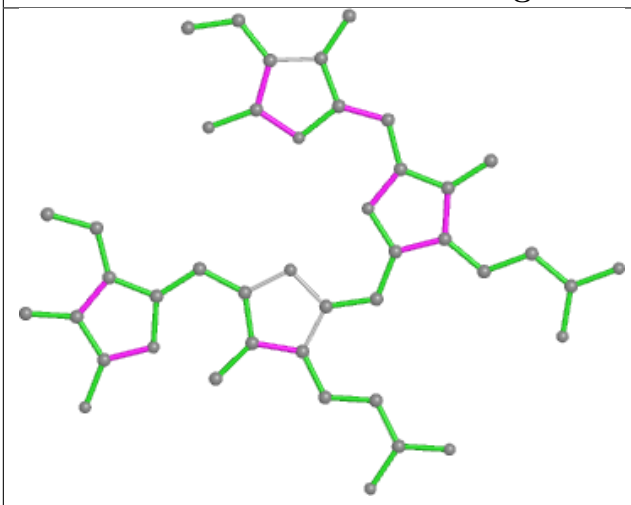

Bond lengths

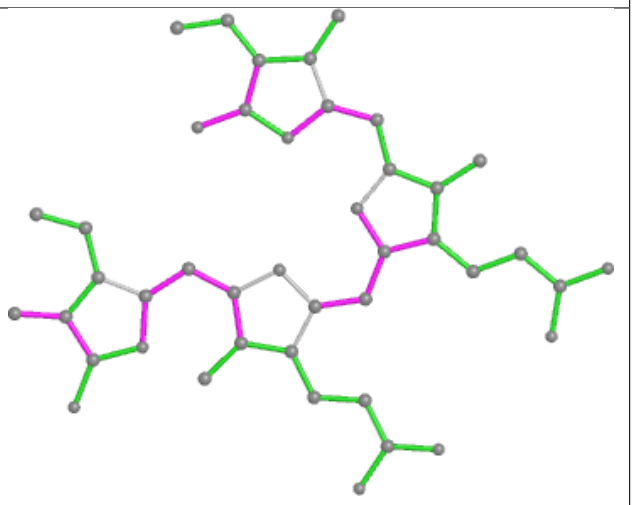

Bond angles

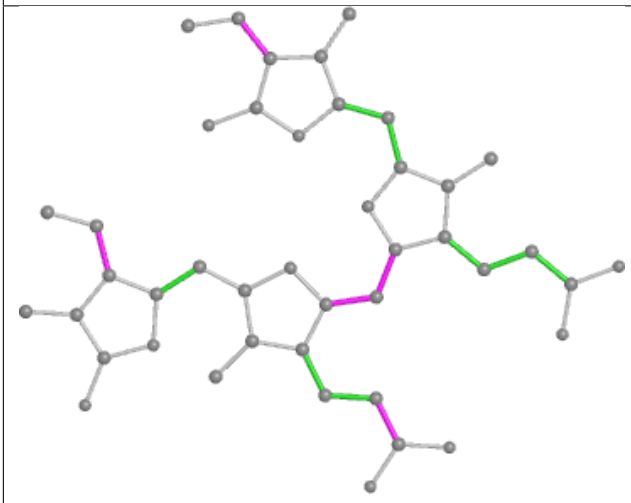

Torsions

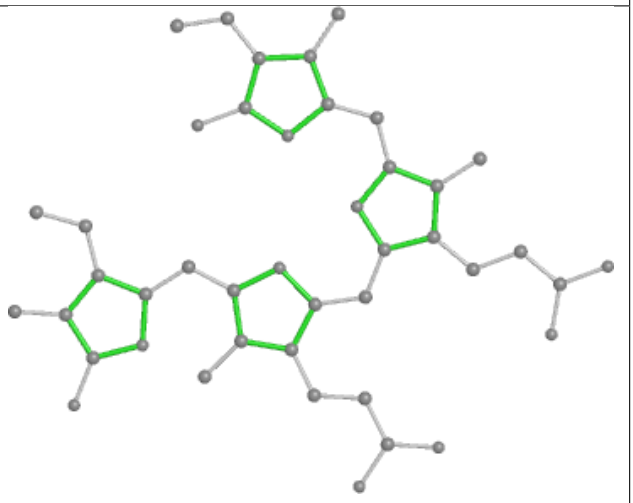

Rings

Ligand PEB eE 202

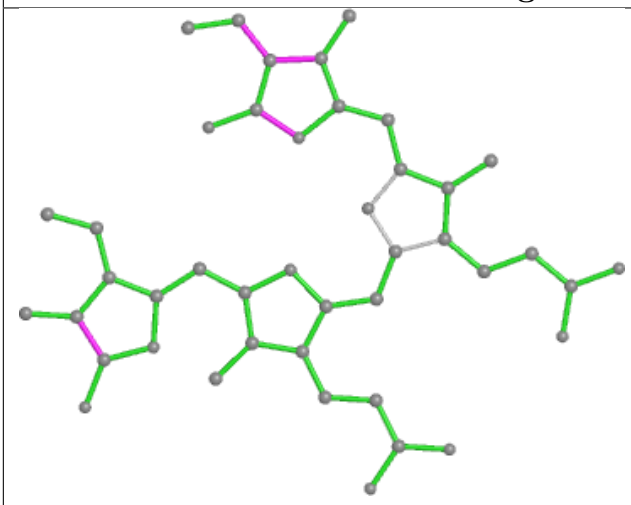

Bond lengths

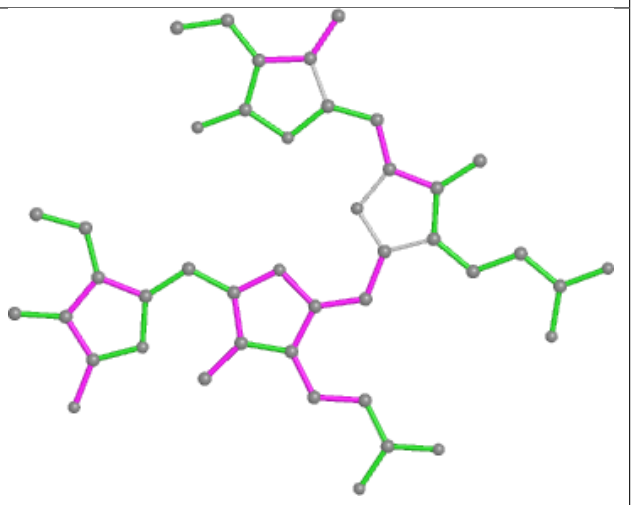

Bond angles

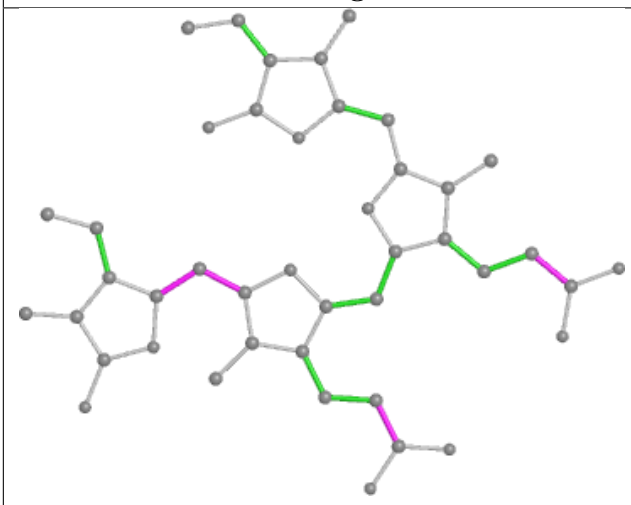

Torsions

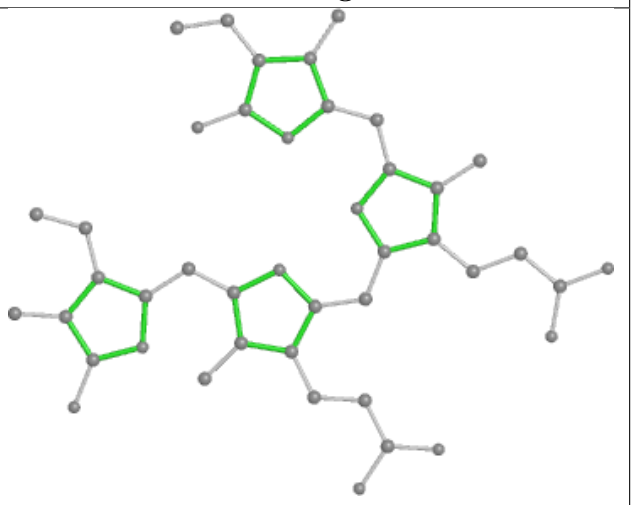

Rings

Ligand PEB a3 1003

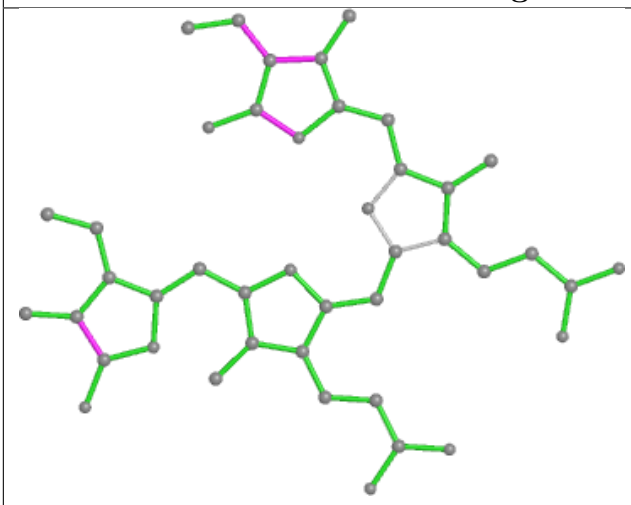

Bond lengths

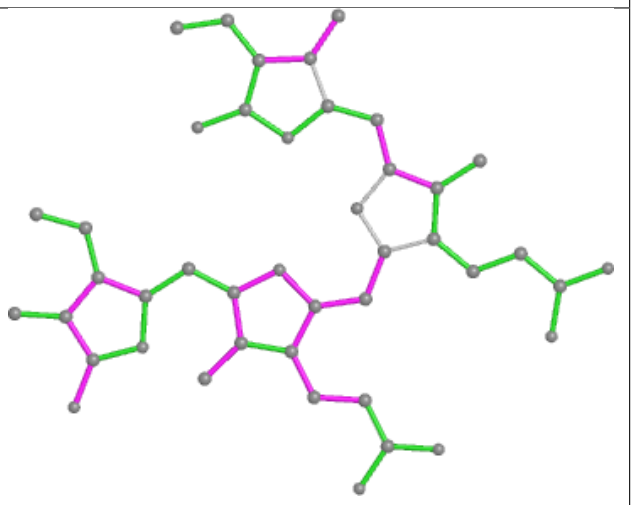

Bond angles

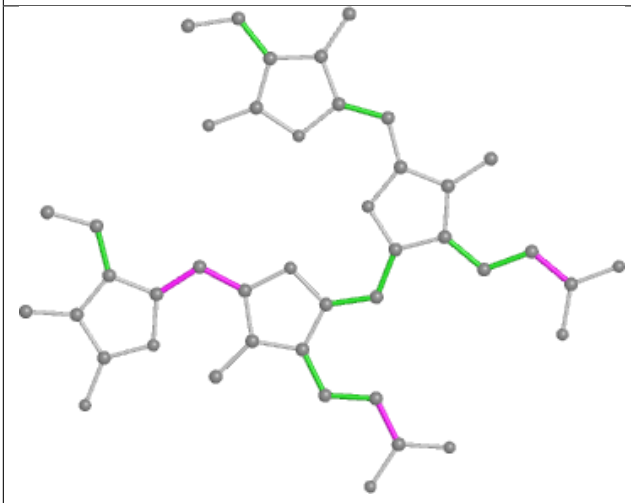

Torsions

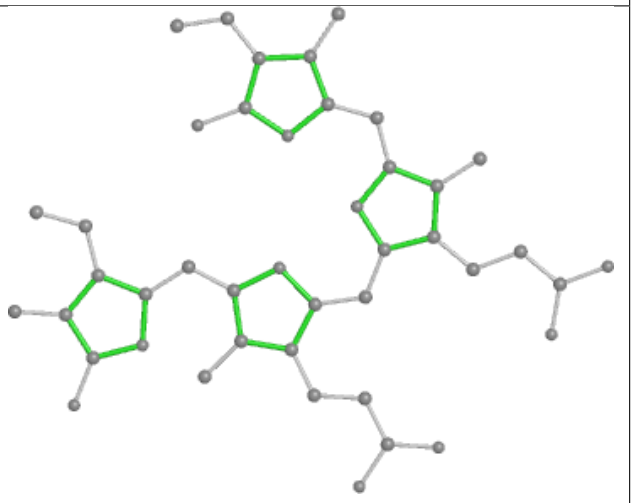

Rings

Ligand PEB K3 201

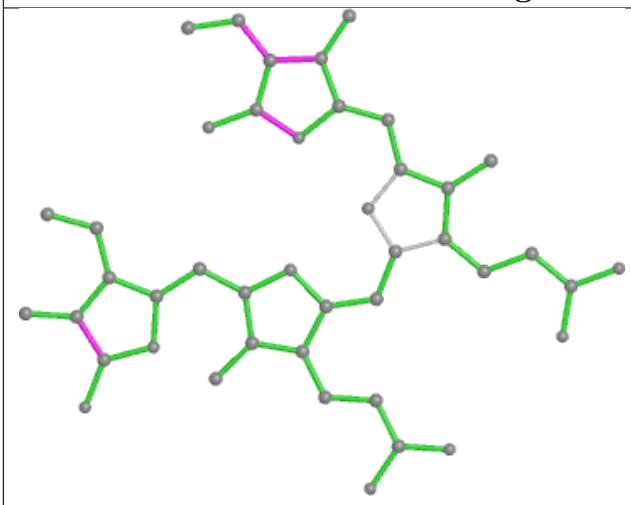

Bond lengths

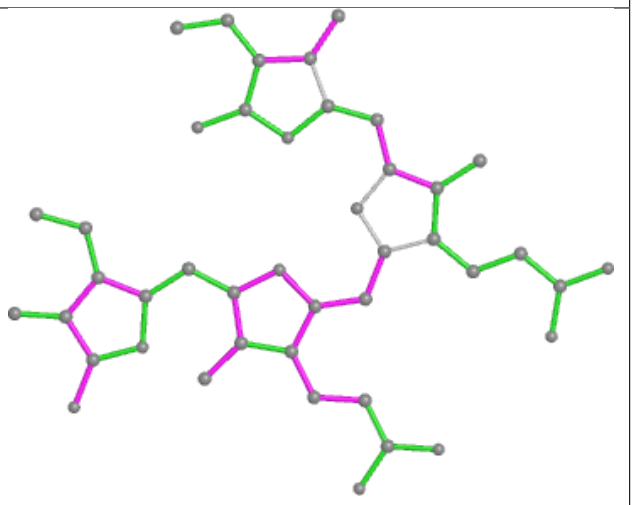

Bond angles

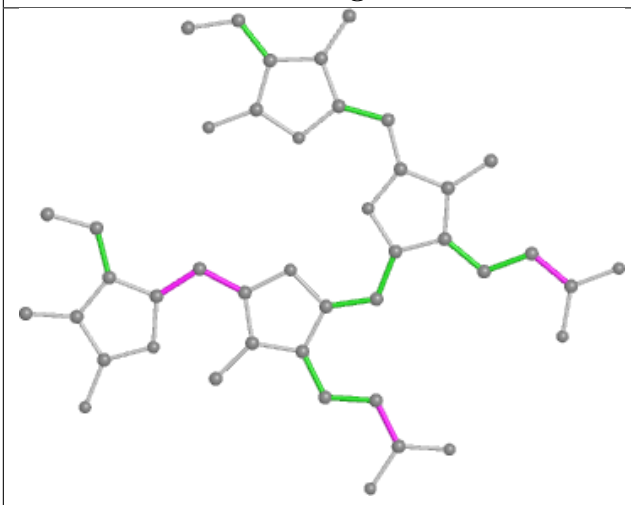

Torsions

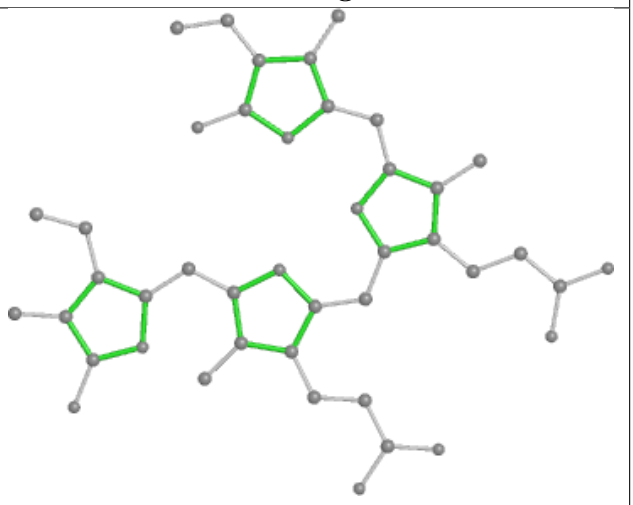

Rings

Ligand PEB l2 201

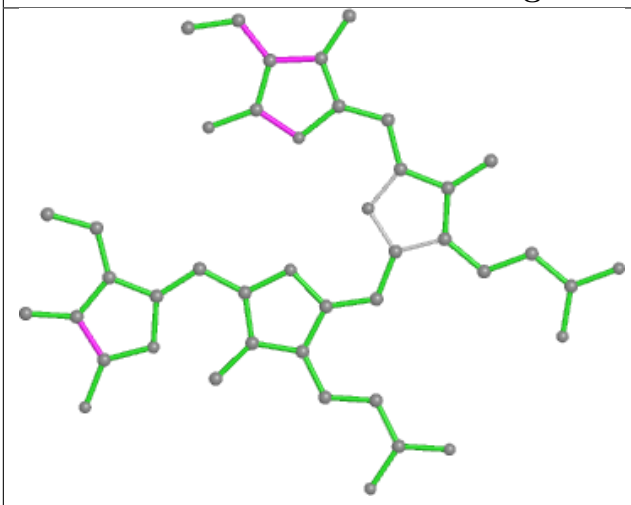

Bond lengths

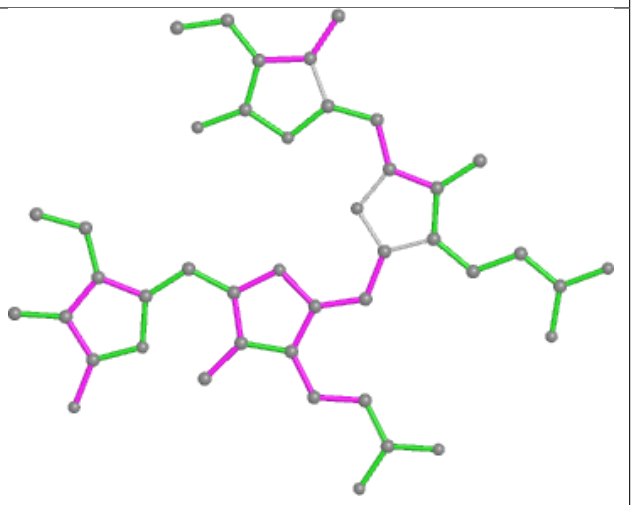

Bond angles

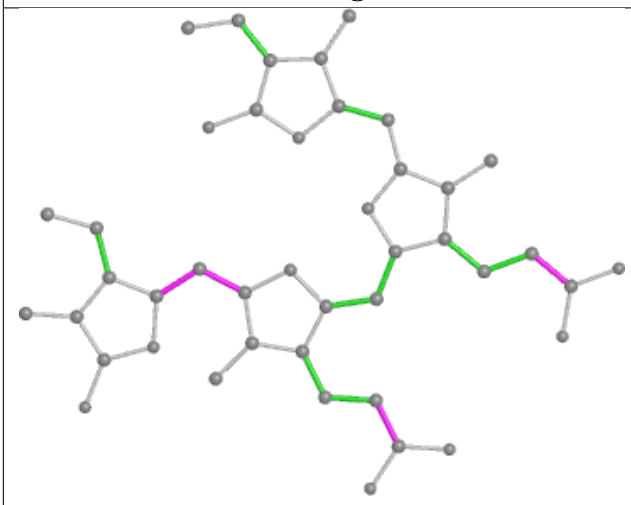

Torsions

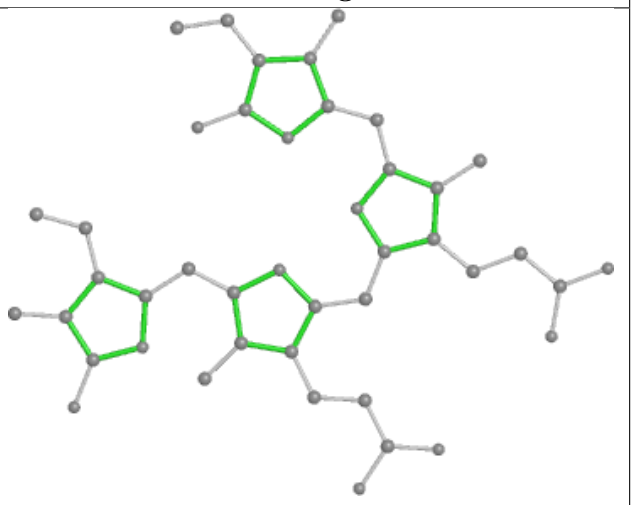

Rings

Ligand PEB eS 202

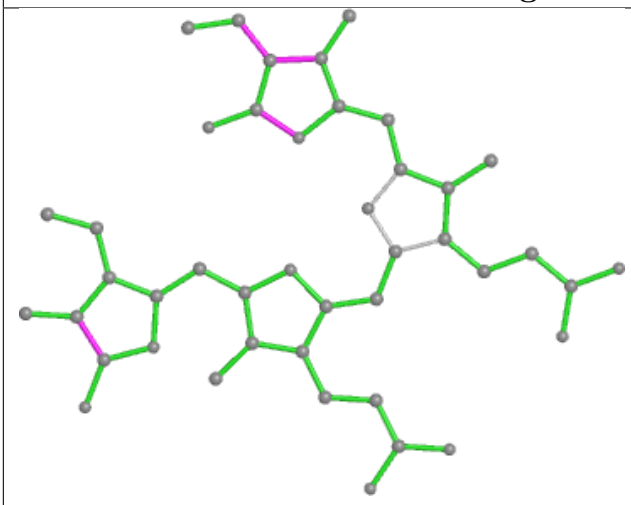

Bond lengths

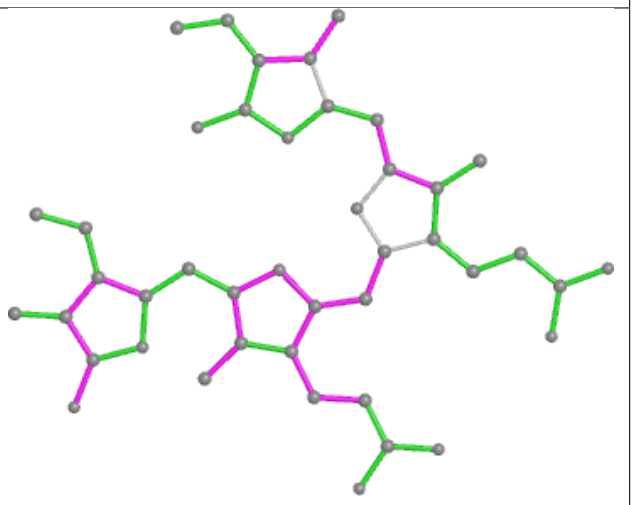

Bond angles

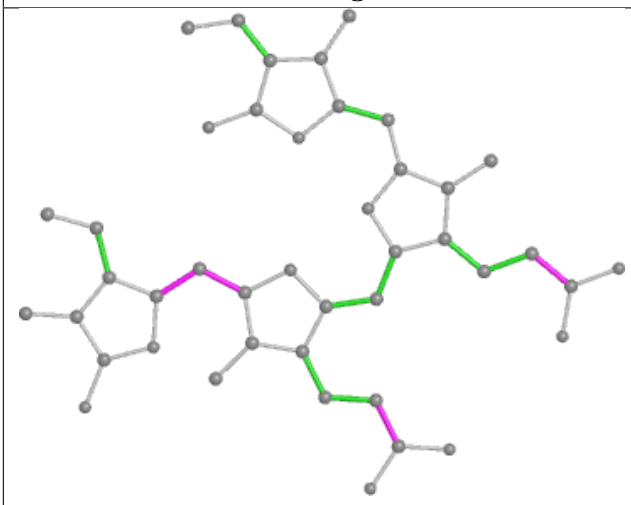

Torsions

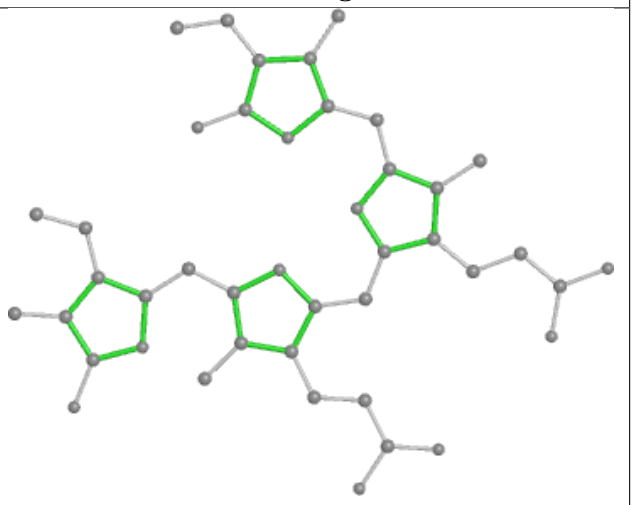

Rings

Ligand PUB di 203

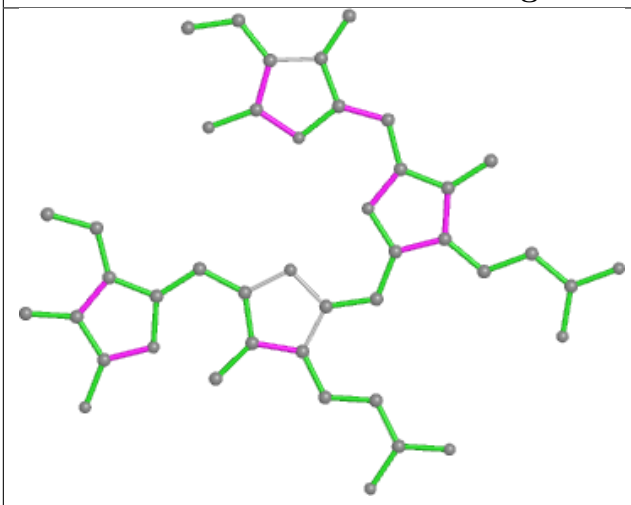

Bond lengths

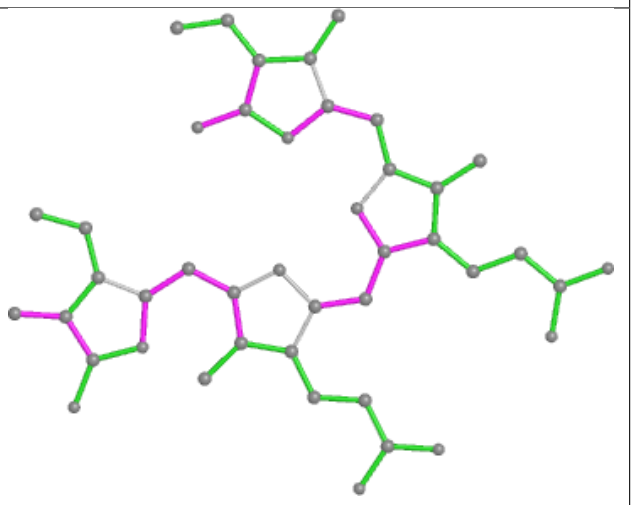

Bond angles

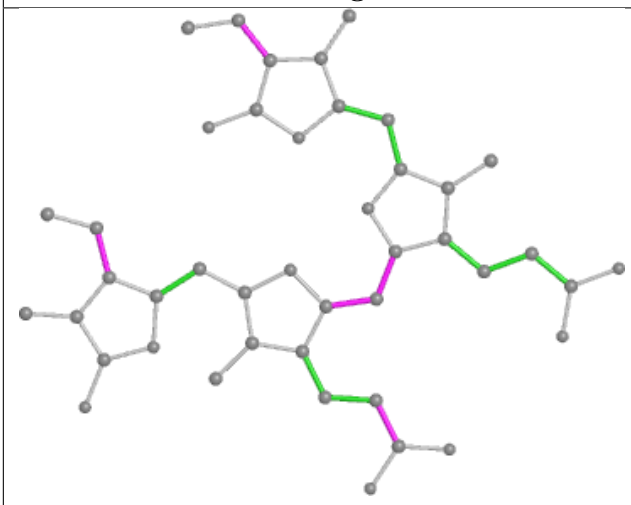

Torsions

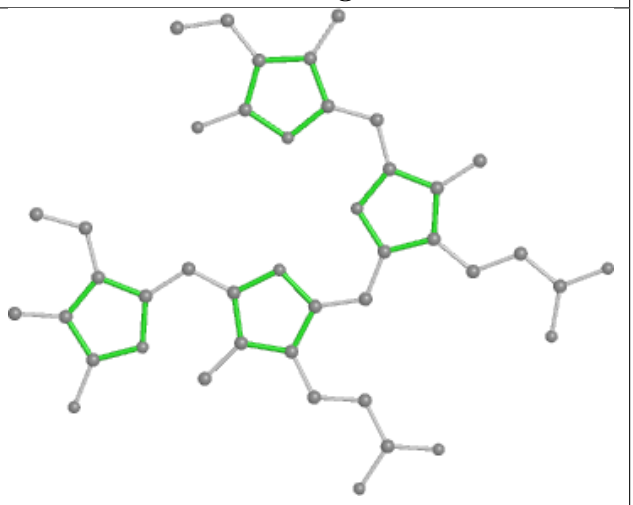

Rings

Ligand PEB P2 201

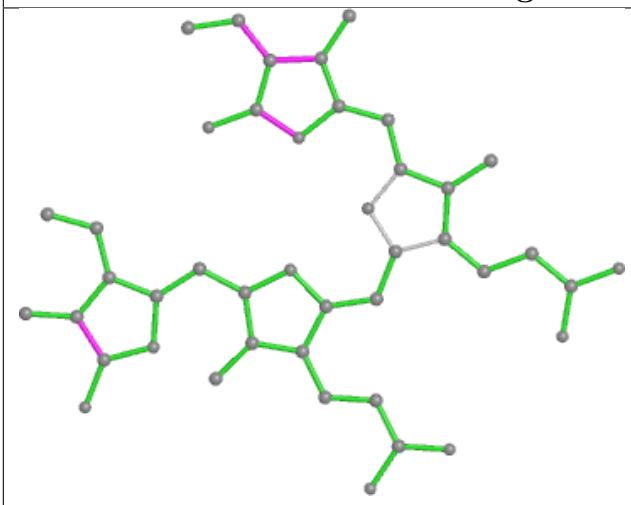

Bond lengths

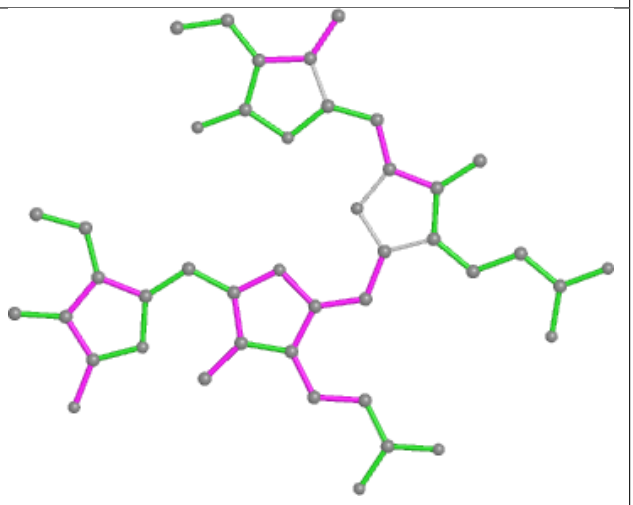

Bond angles

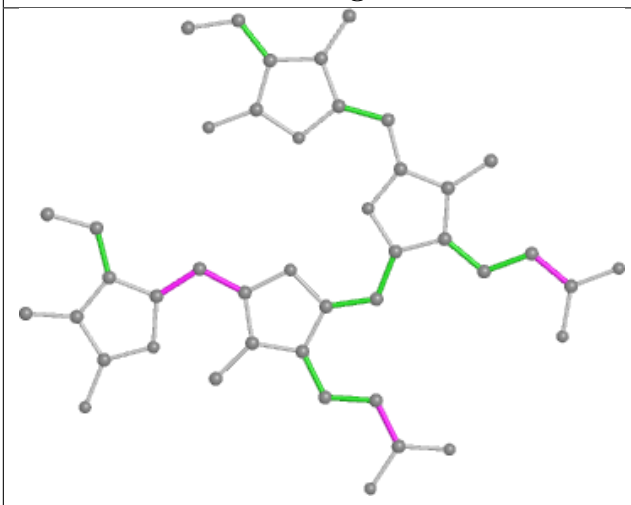

Torsions

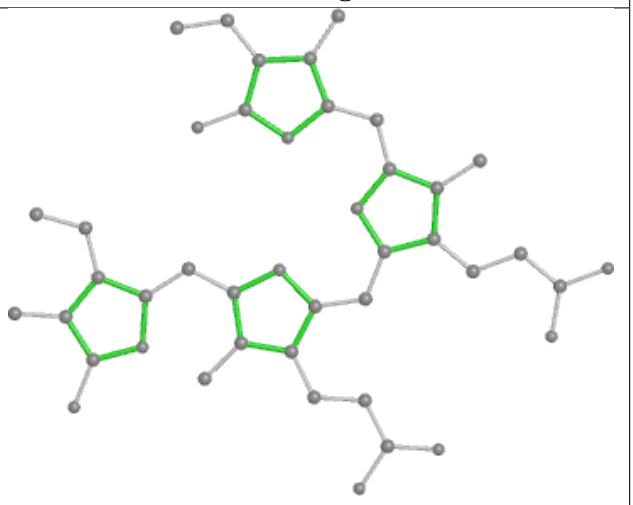

Rings

Ligand PEB es 202

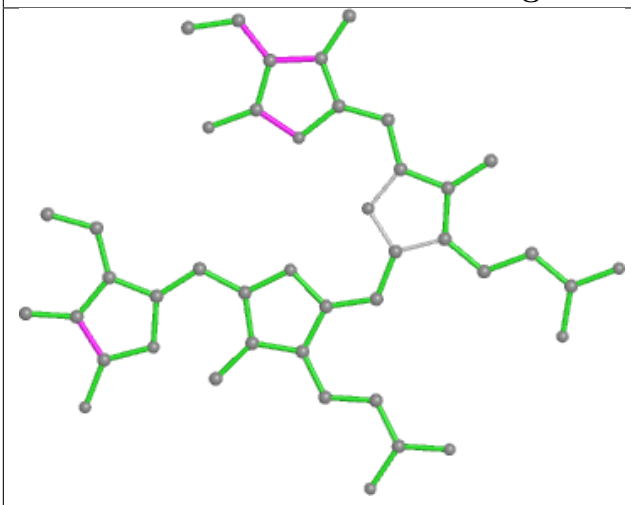

Bond lengths

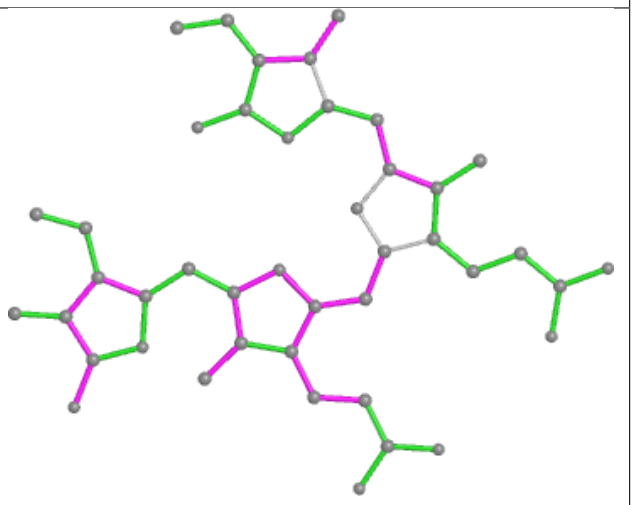

Bond angles

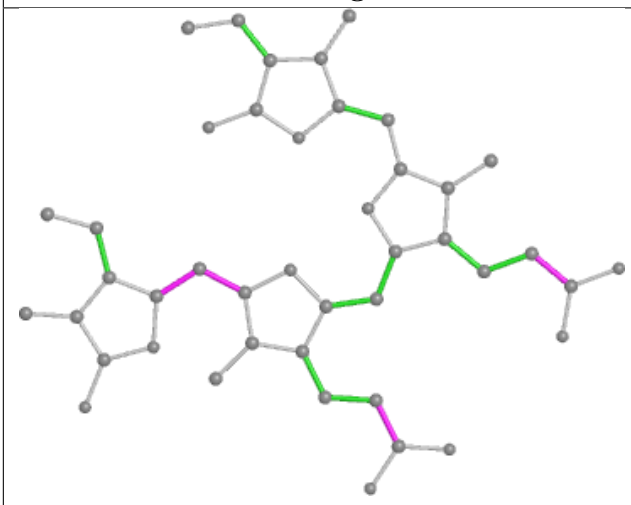

Torsions

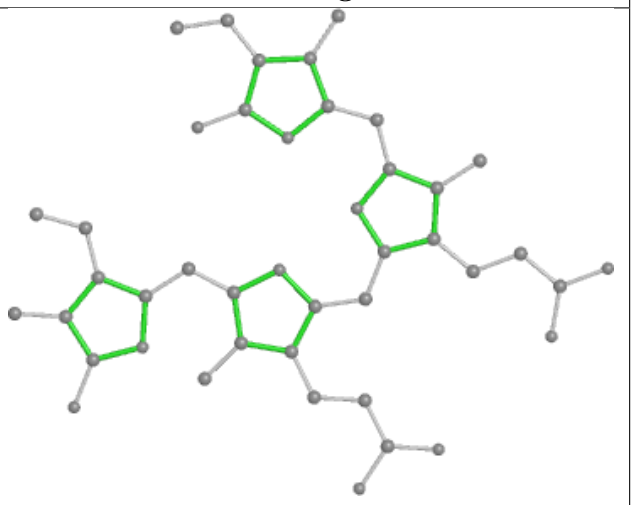

Rings

Ligand PEB fk 201

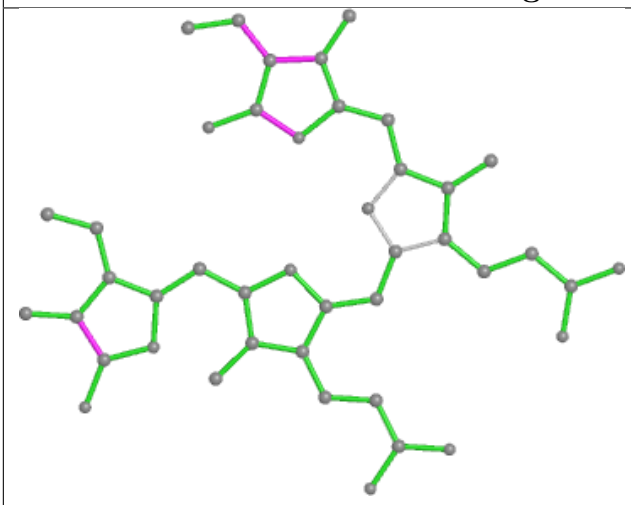

Bond lengths

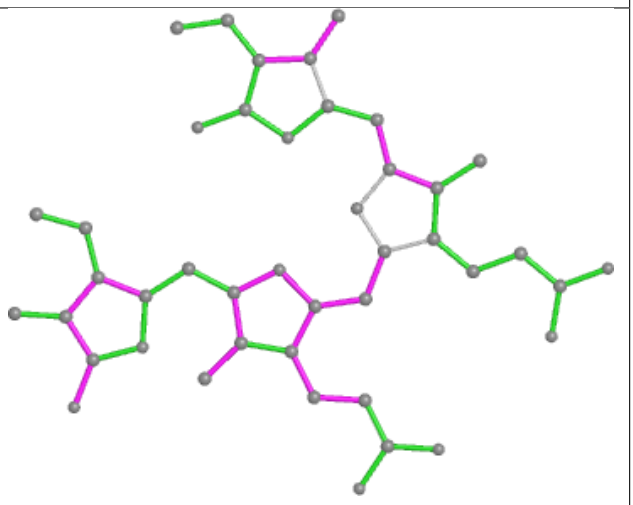

Bond angles

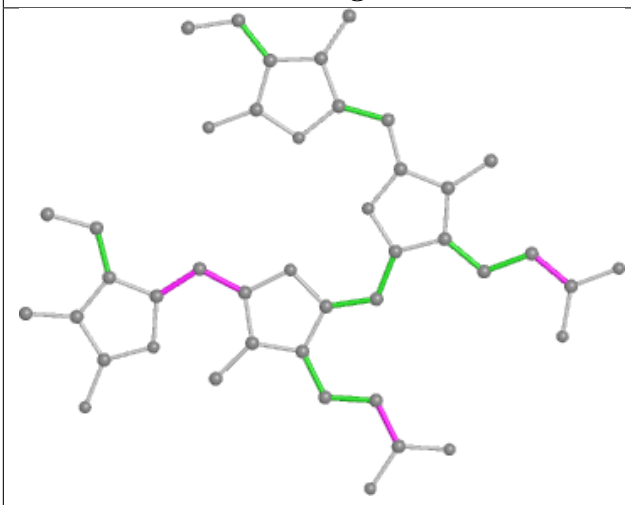

Torsions

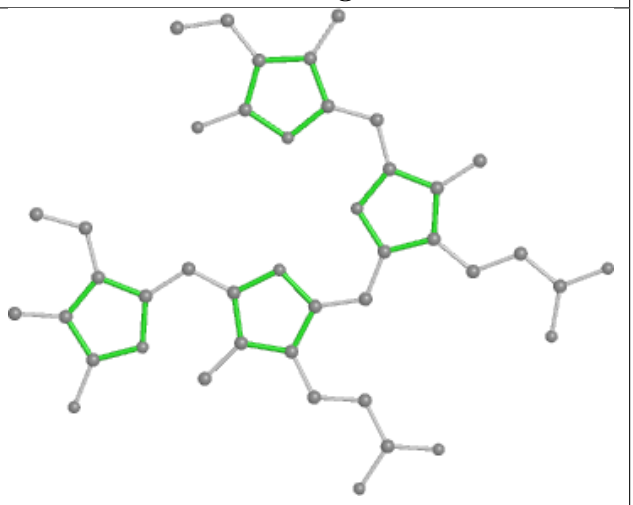

Rings

Ligand PEB R4 201

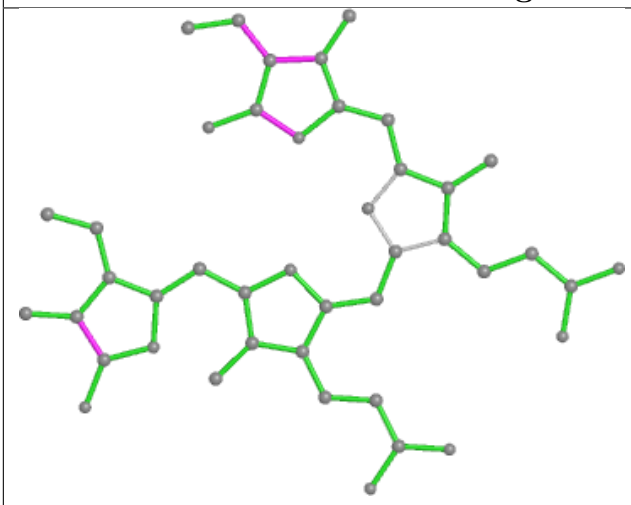

Bond lengths

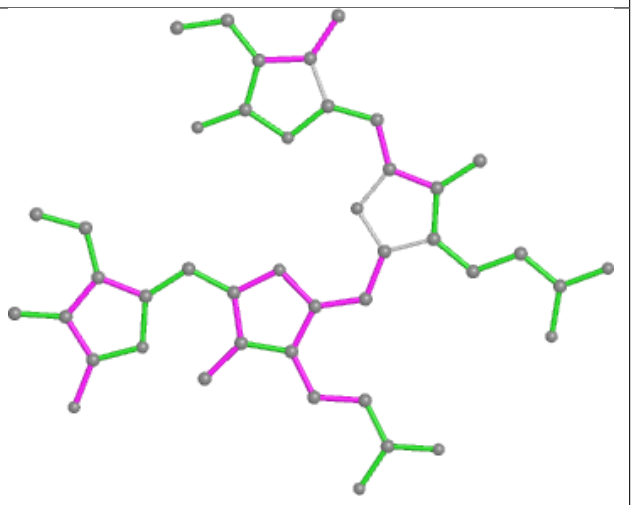

Bond angles

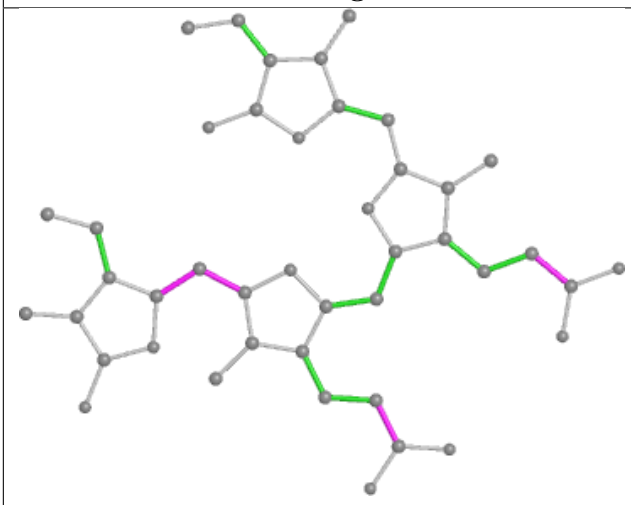

Torsions

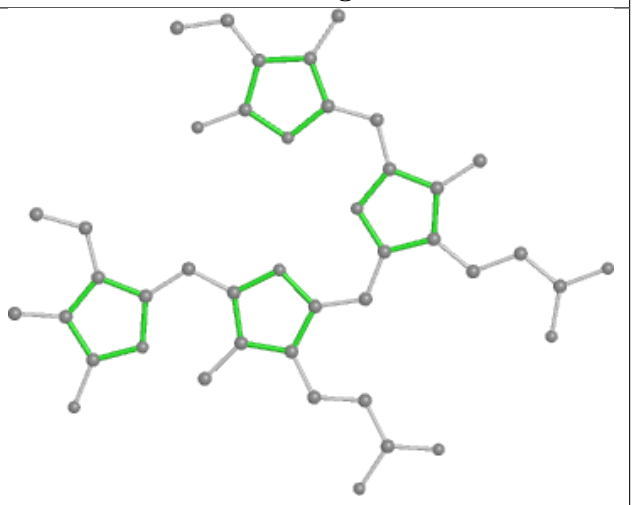

Rings

Ligand PUB eL 203

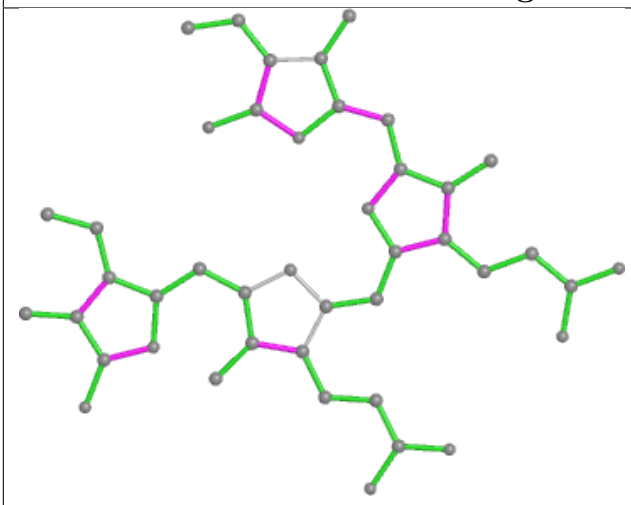

Bond lengths

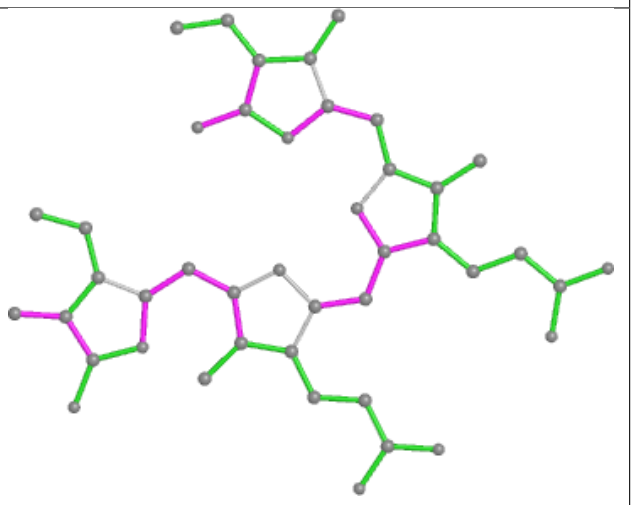

Bond angles

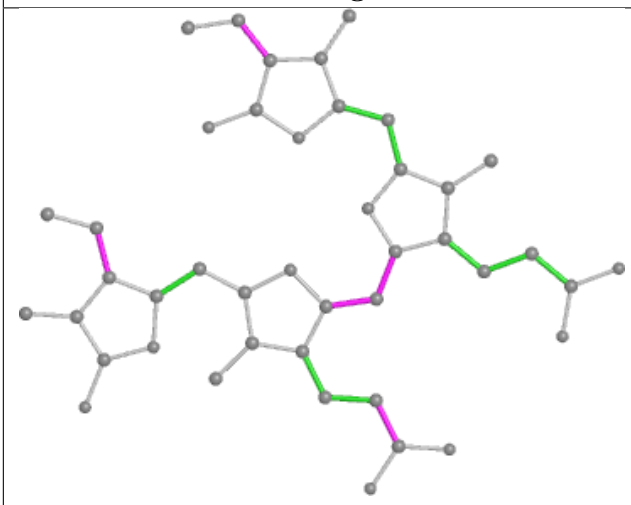

Torsions

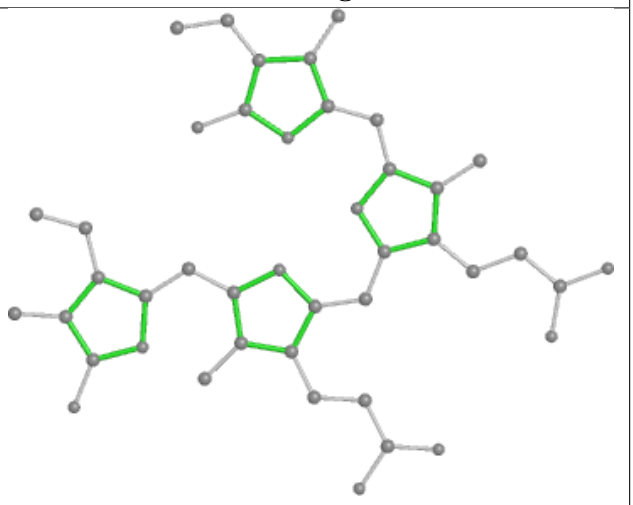

Rings

Ligand PEB cD 201

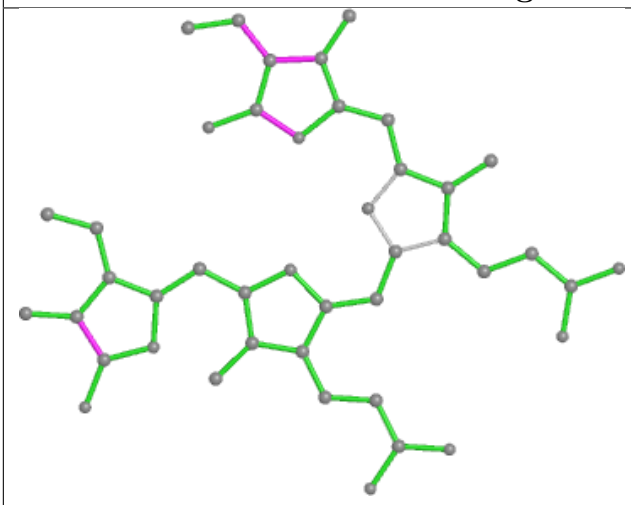

Bond lengths

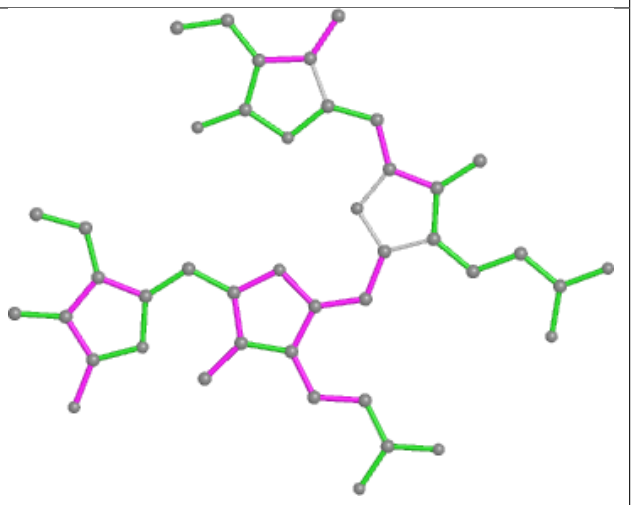

Bond angles

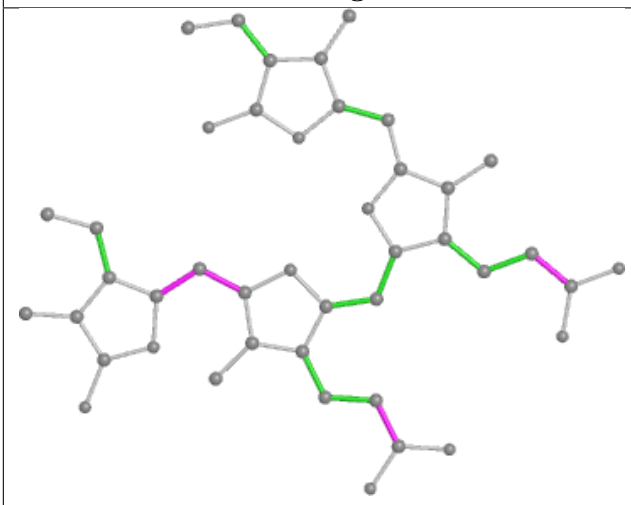

Torsions

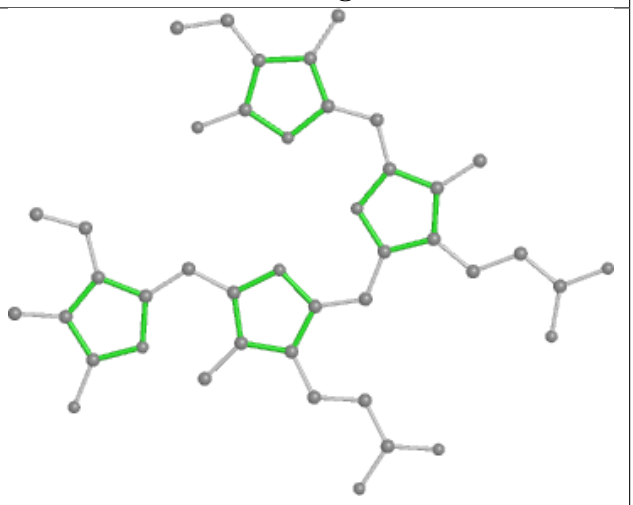

Rings

Ligand PEB aq 202

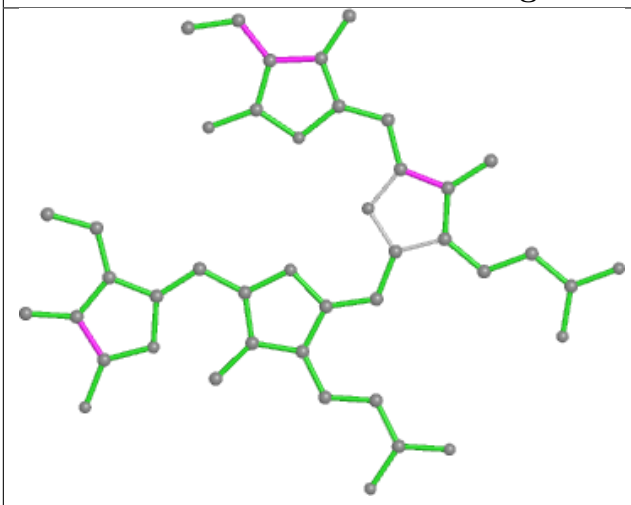

Bond lengths

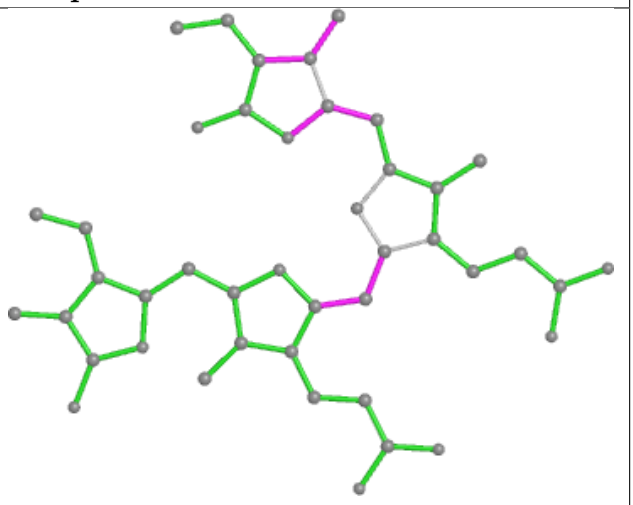

Bond angles

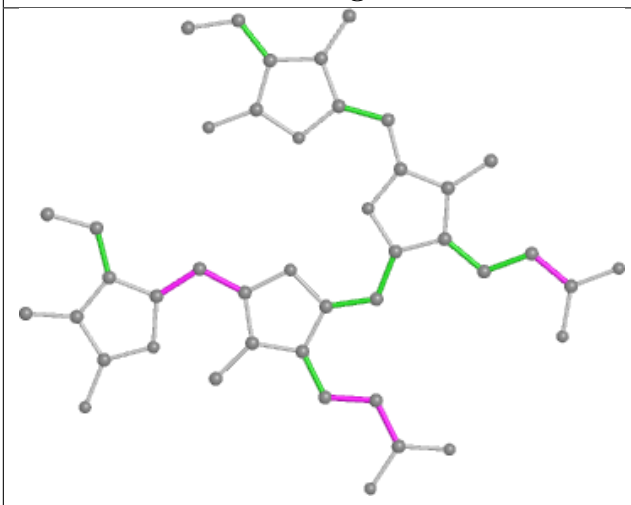

Torsions

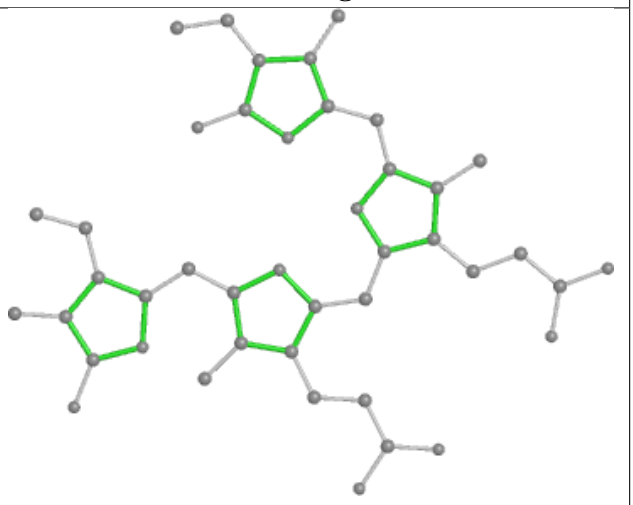

Rings

Ligand PEB cU 202

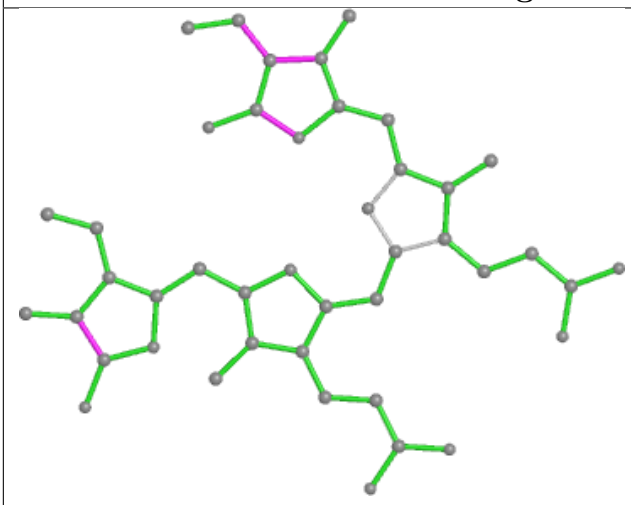

Bond lengths

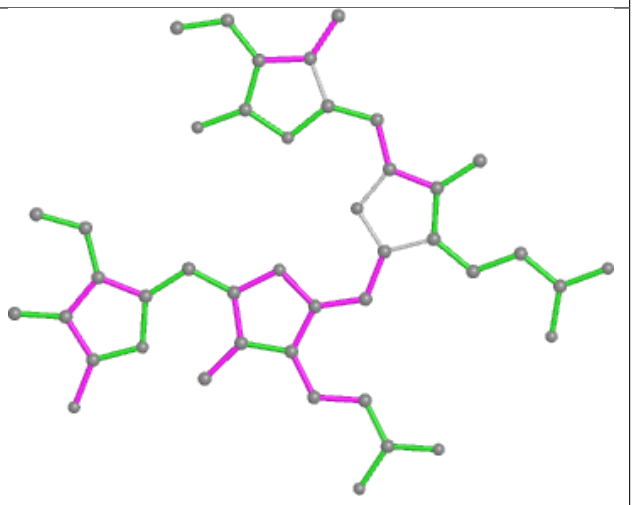

Bond angles

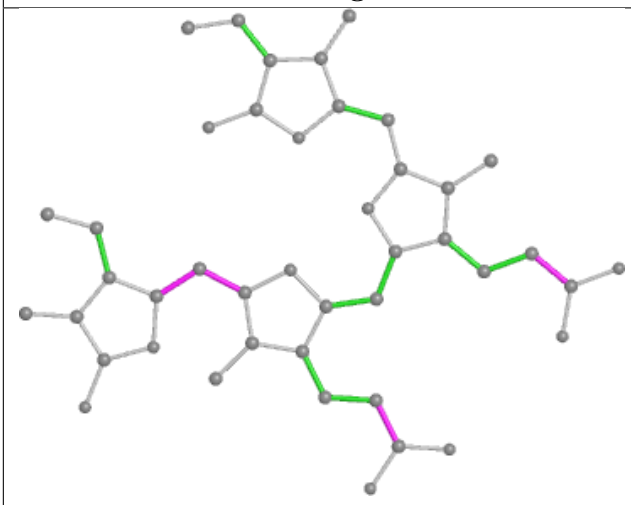

Torsions

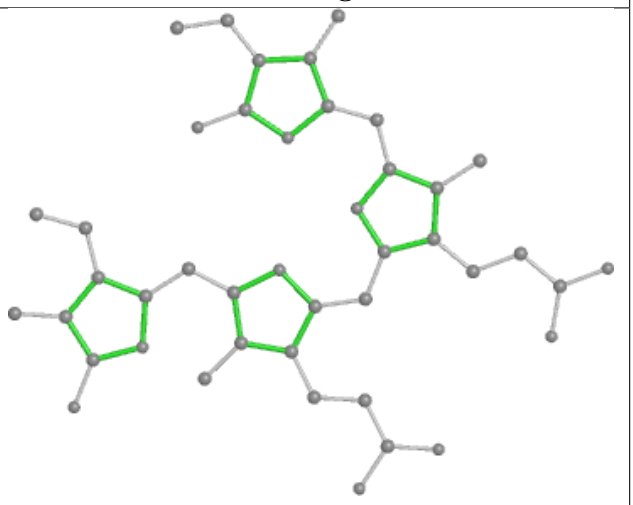

Rings

Ligand PEB v8 201

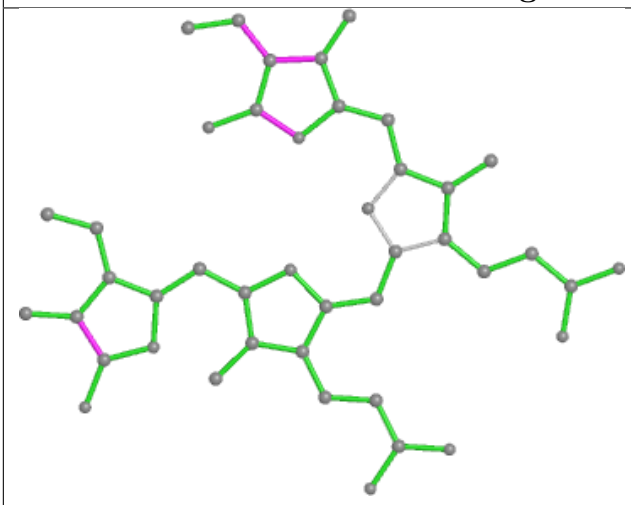

Bond lengths

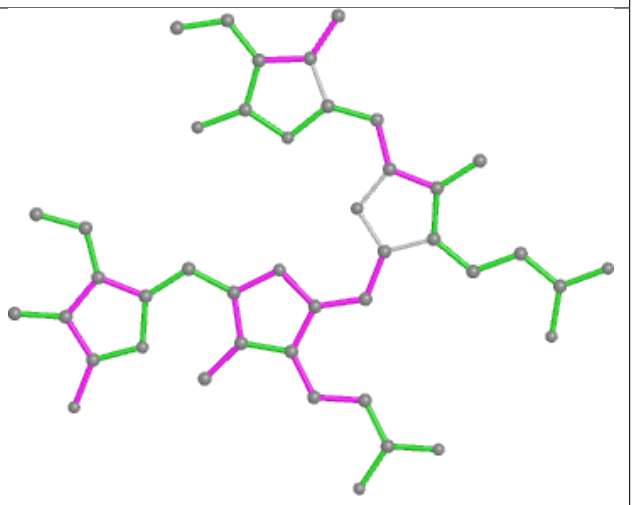

Bond angles

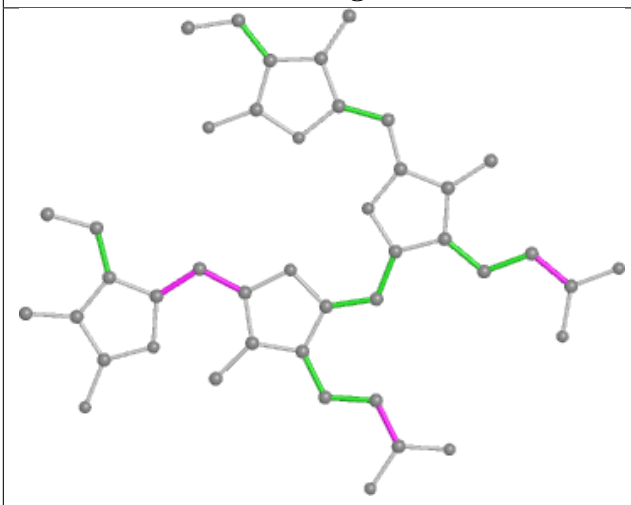

Torsions

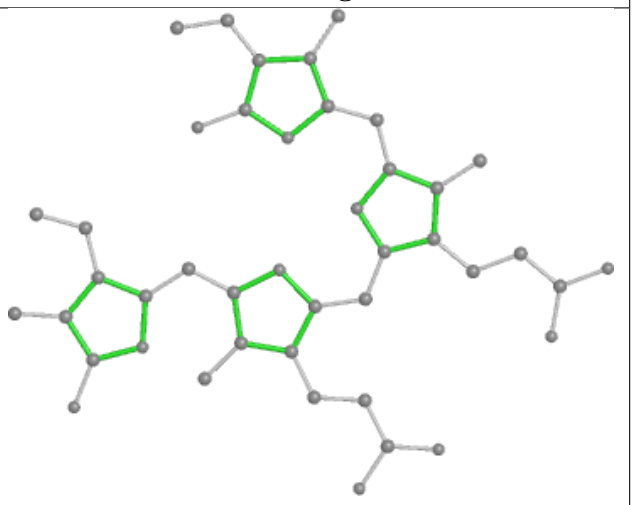

Rings

Ligand PUB ar 203

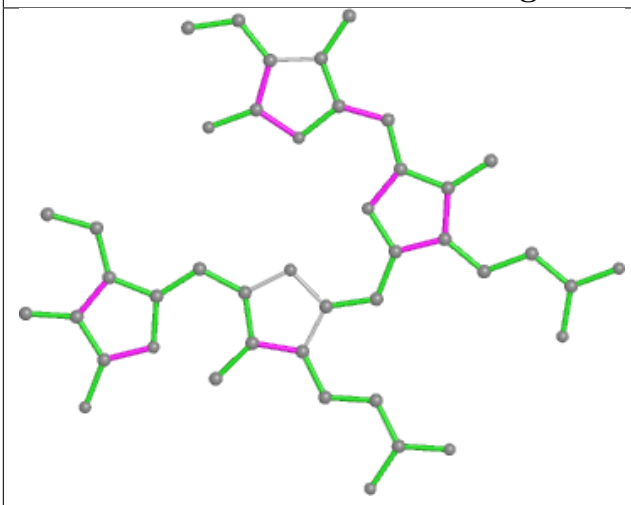

Bond lengths

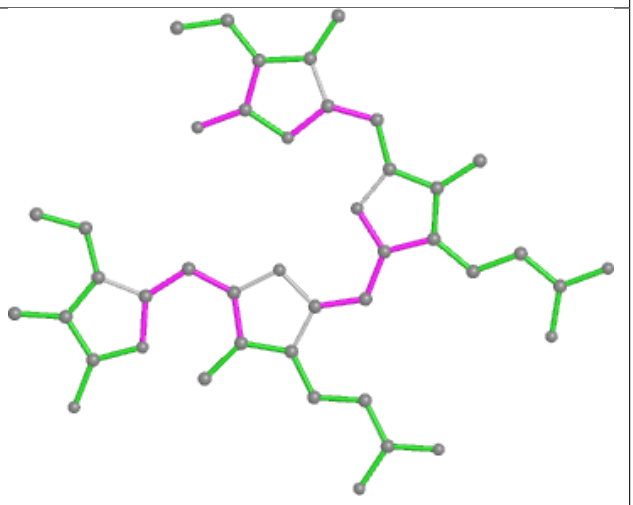

Bond angles

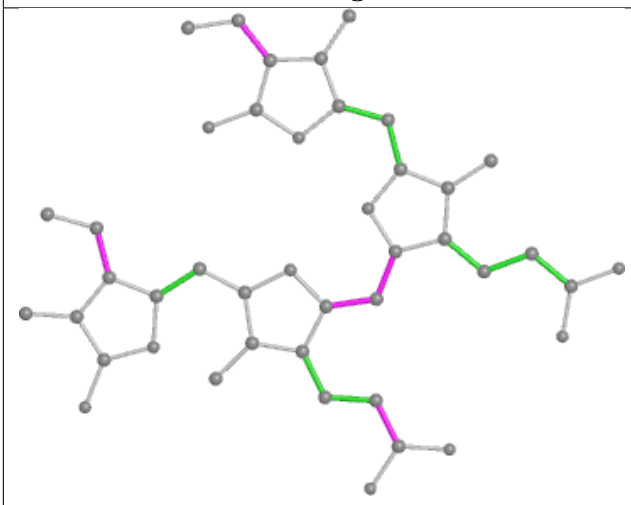

Torsions

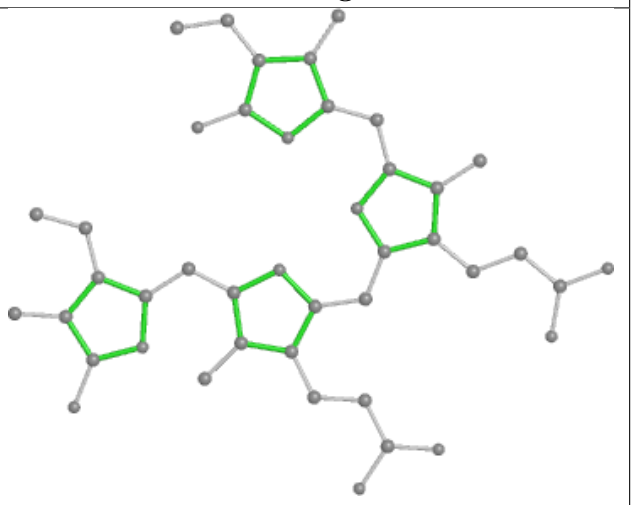

Rings

Ligand PEB K2 202

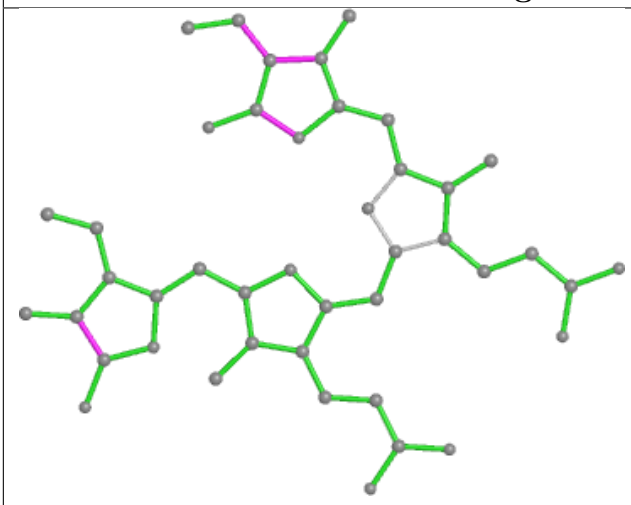

Bond lengths

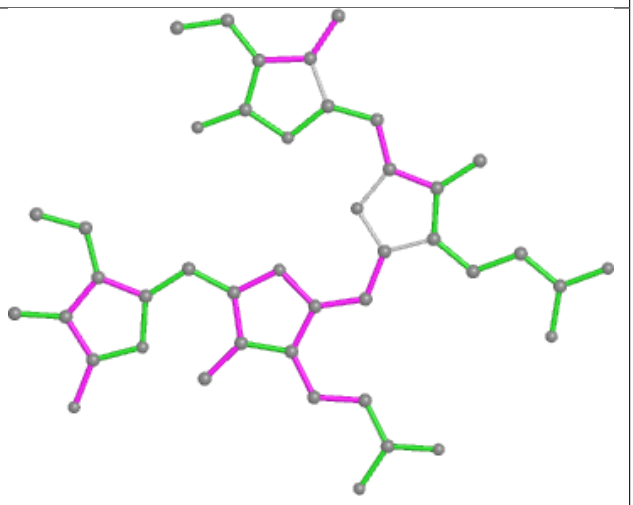

Bond angles

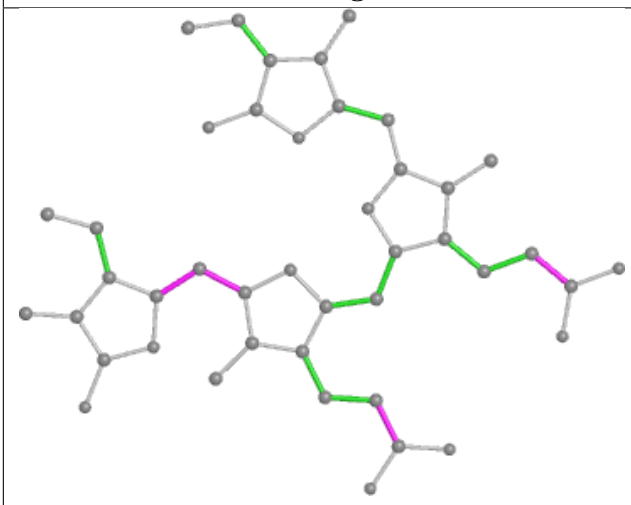

Torsions

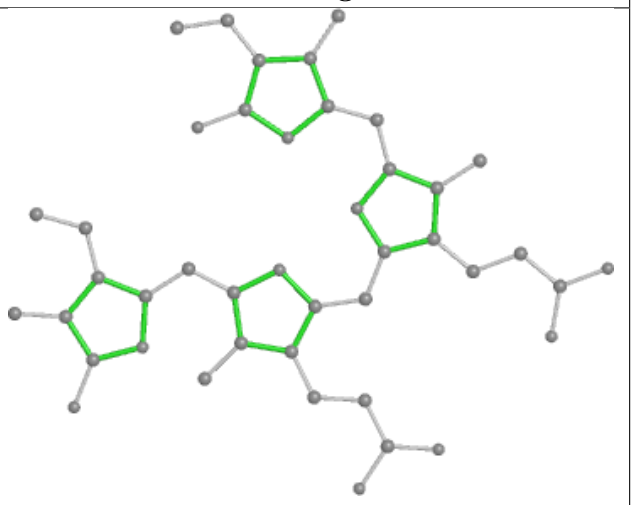

Rings

Ligand PEB K3 202

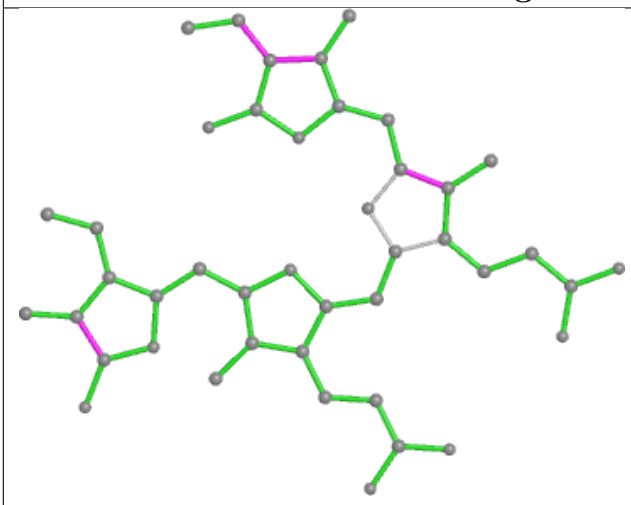

Bond lengths

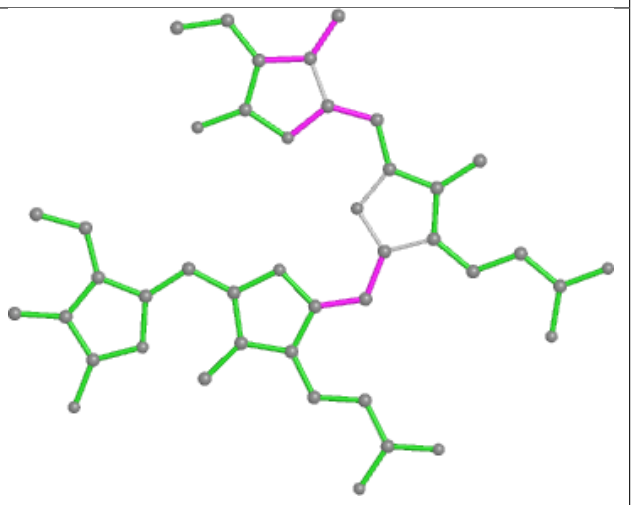

Bond angles

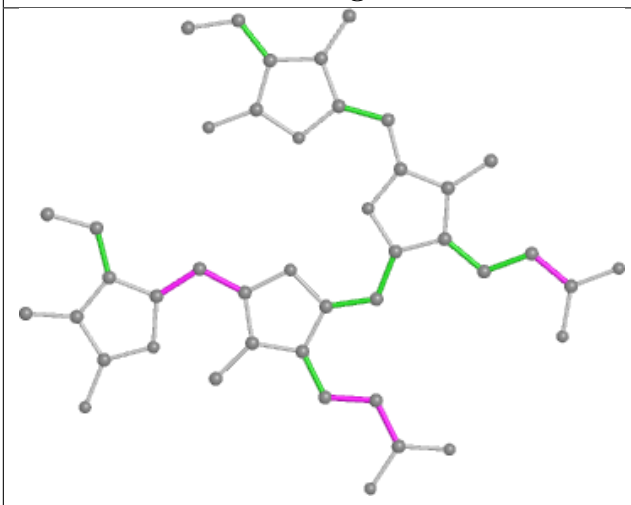

Torsions

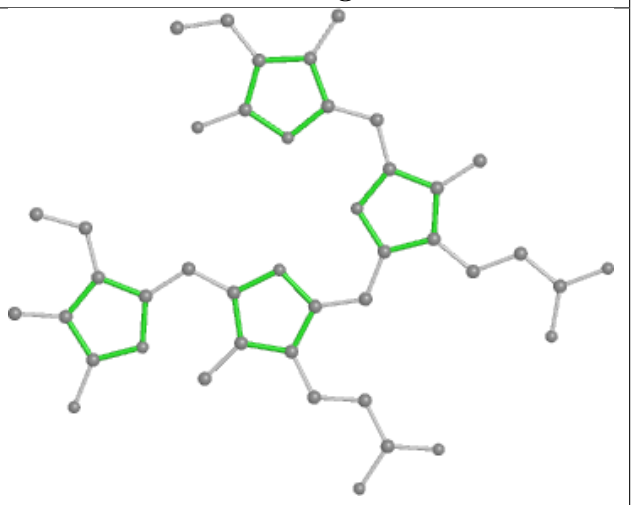

Rings

Ligand PEB b9 402

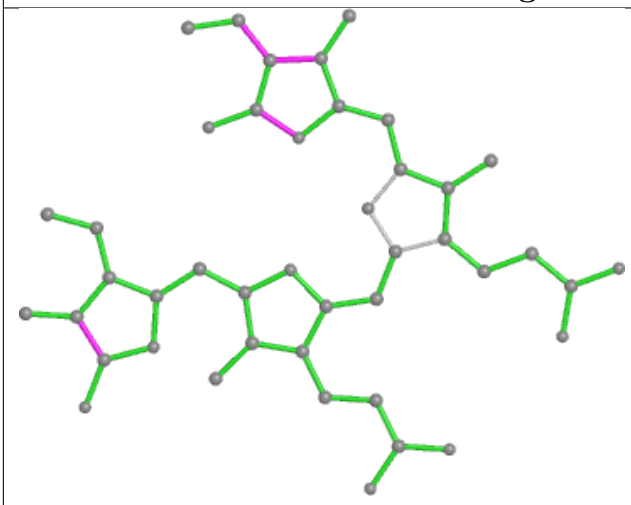

Bond lengths

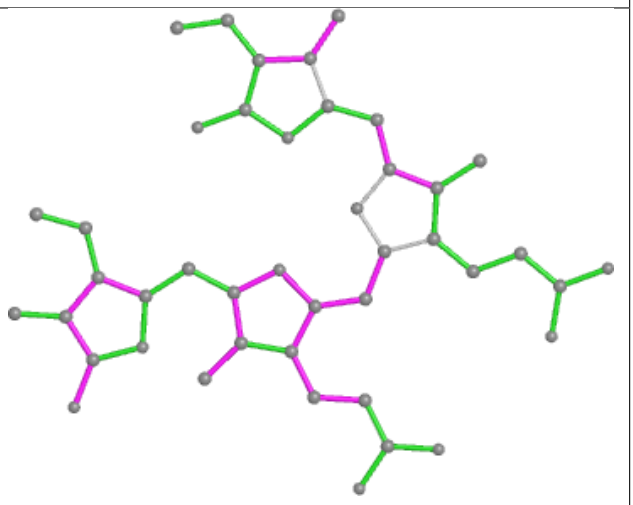

Bond angles

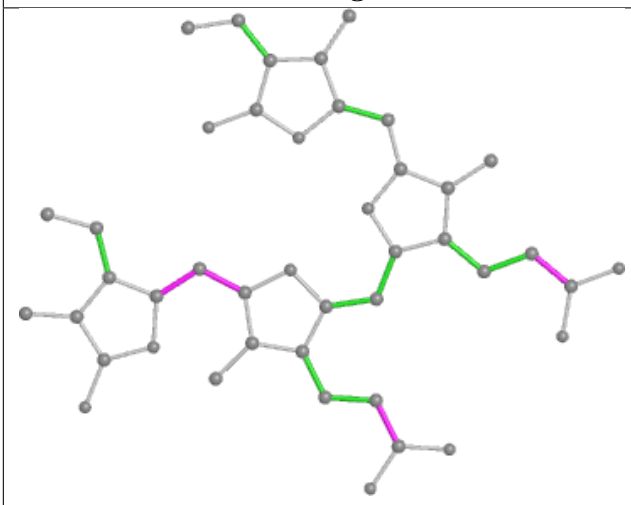

Torsions

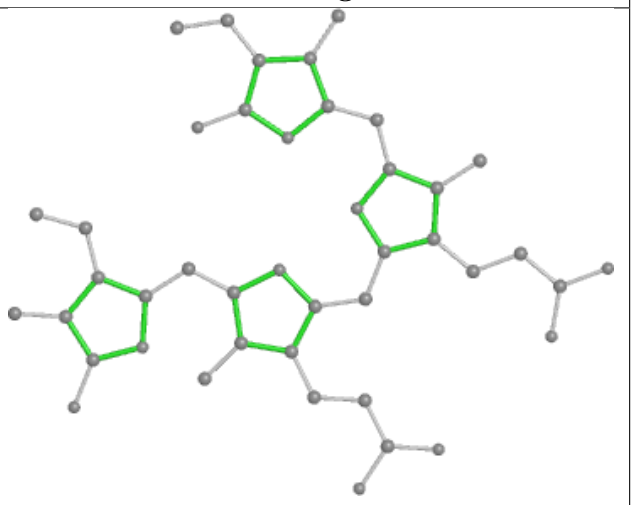

Rings

Ligand PEB J4 202

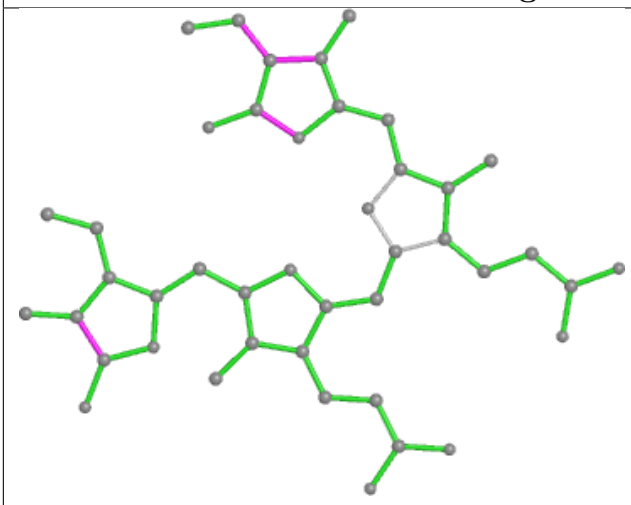

Bond lengths

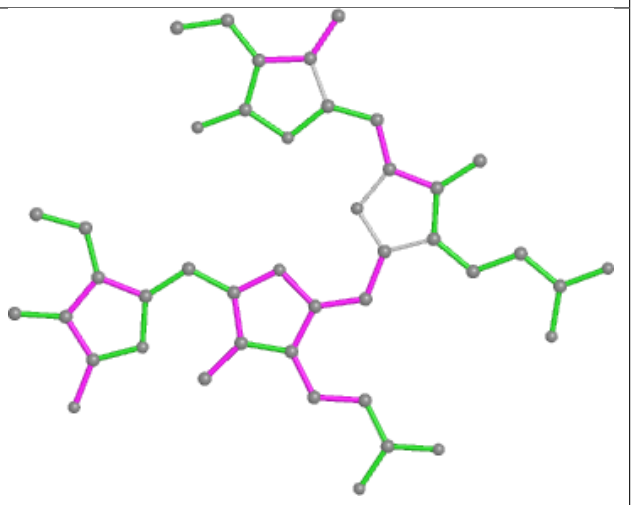

Bond angles

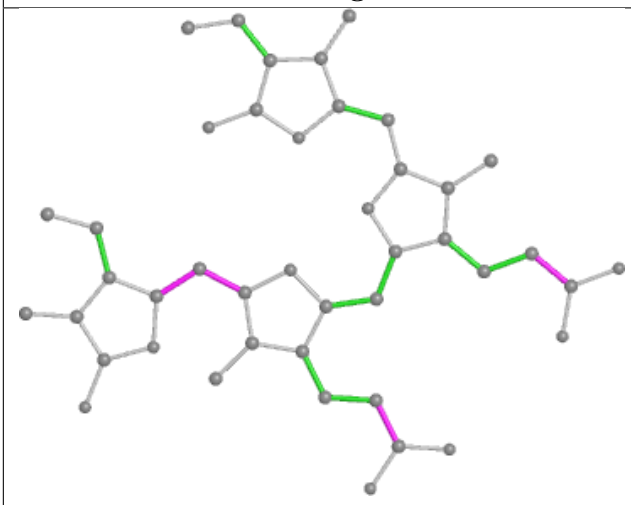

Torsions

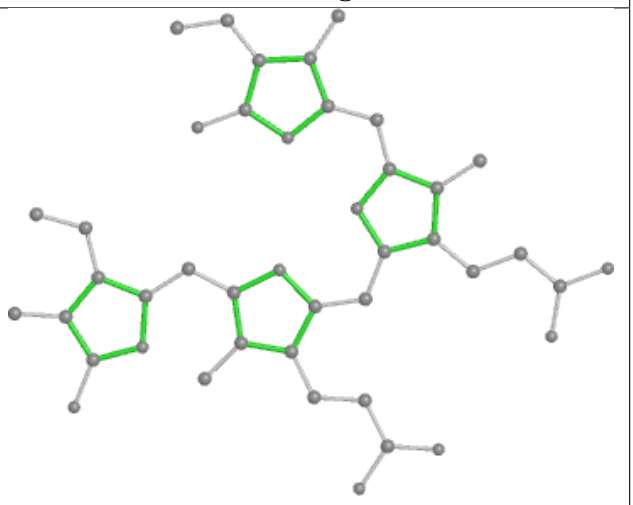

Rings

Ligand PEB H7 201

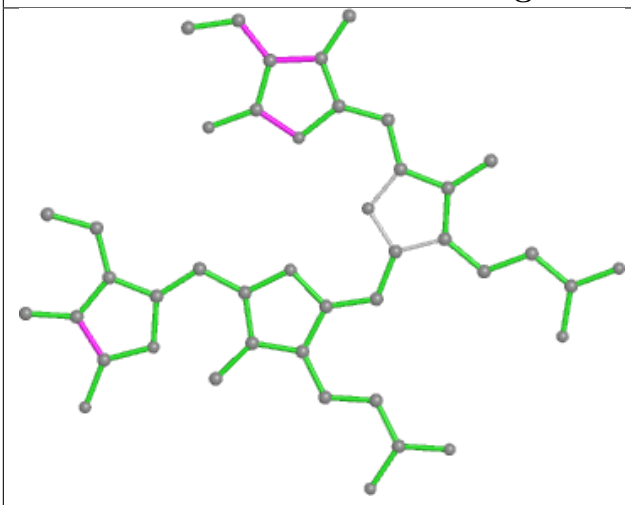

Bond lengths

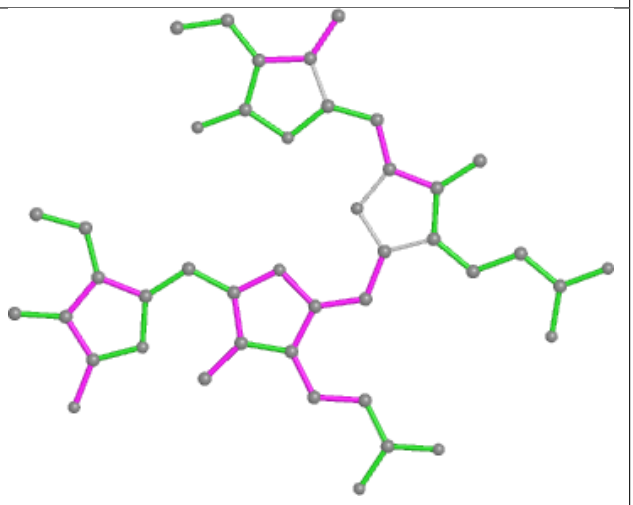

Bond angles

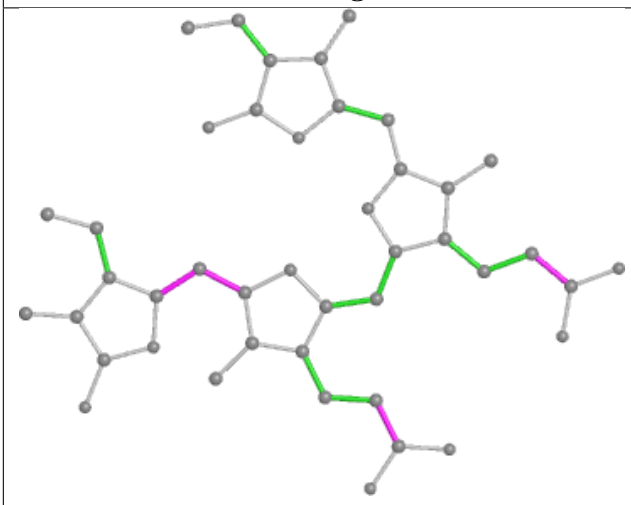

Torsions

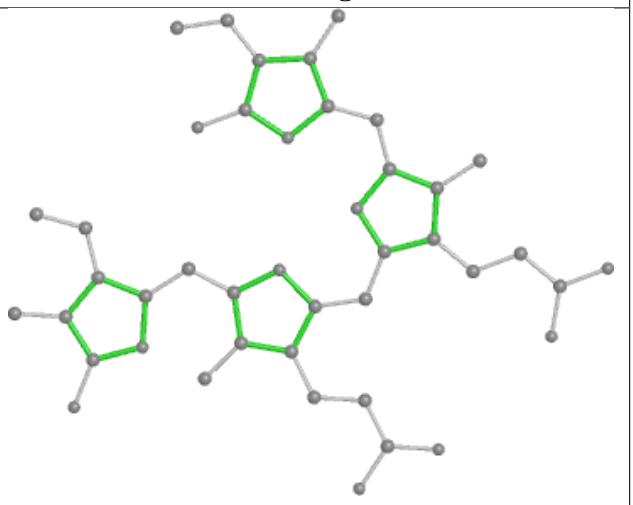

Rings

Ligand PEB bf 201

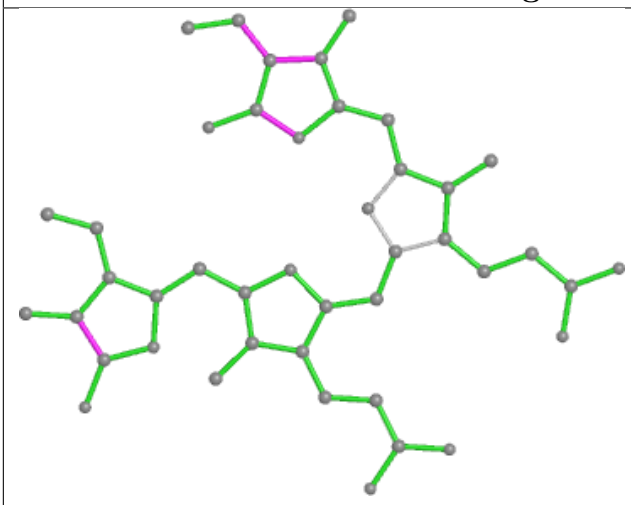

Bond lengths

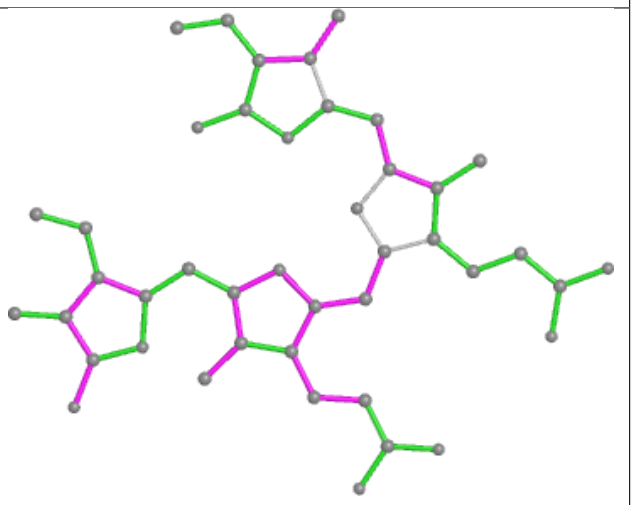

Bond angles

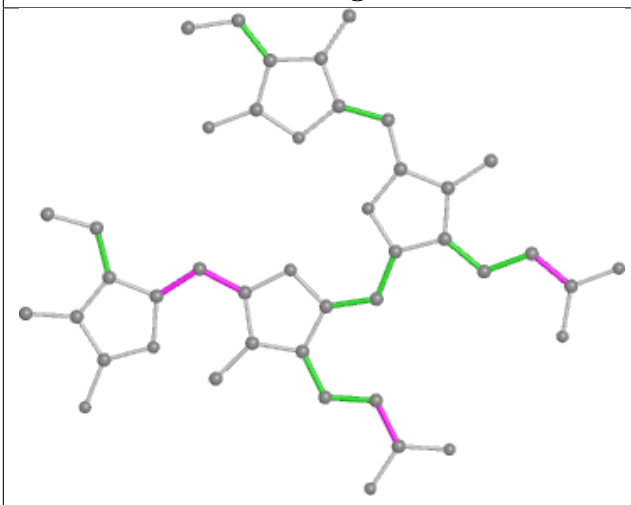

Torsions

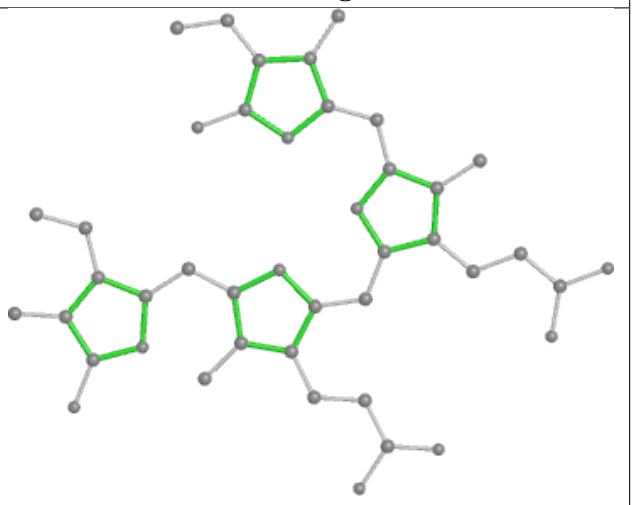

Rings

Ligand PEB dc 202

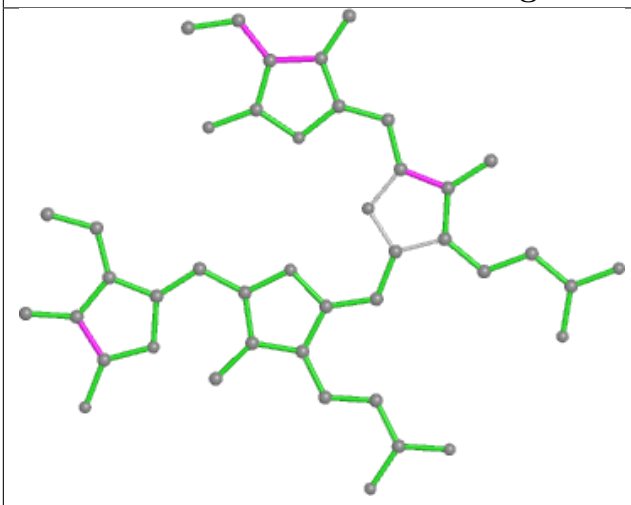

Bond lengths

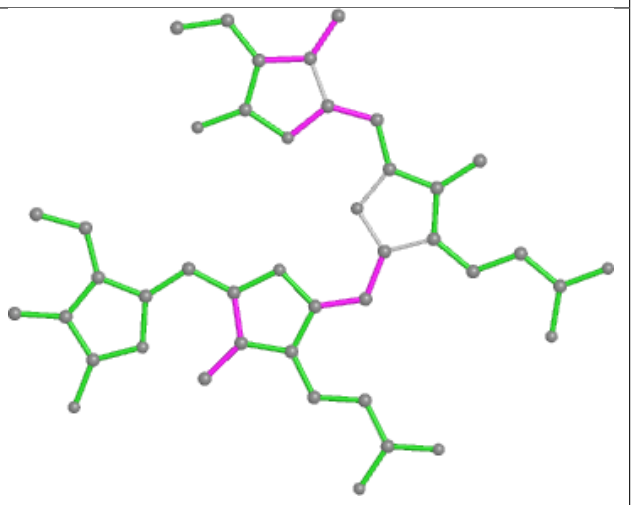

Bond angles

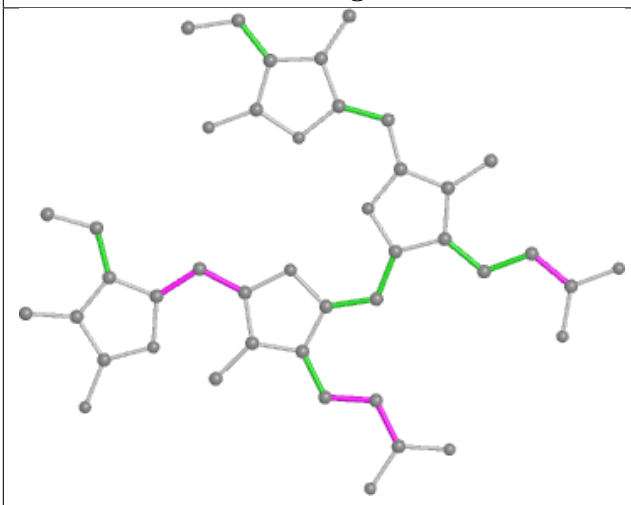

Torsions

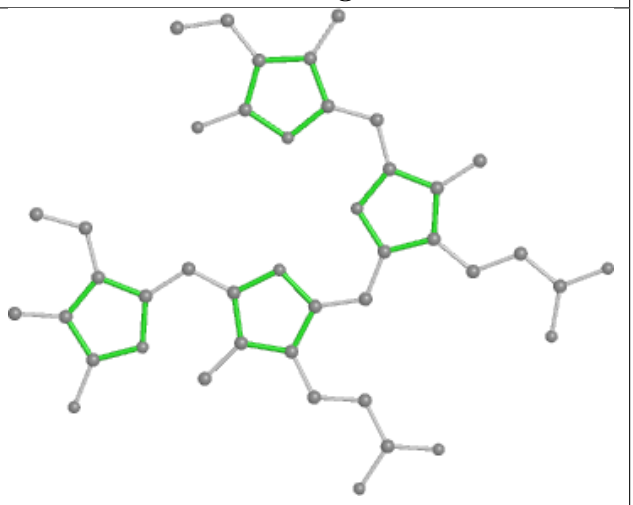

Rings

Ligand PEB gq 202

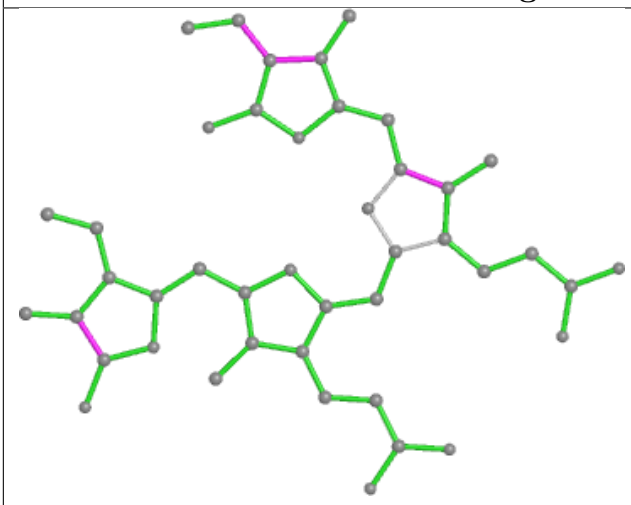

Bond lengths

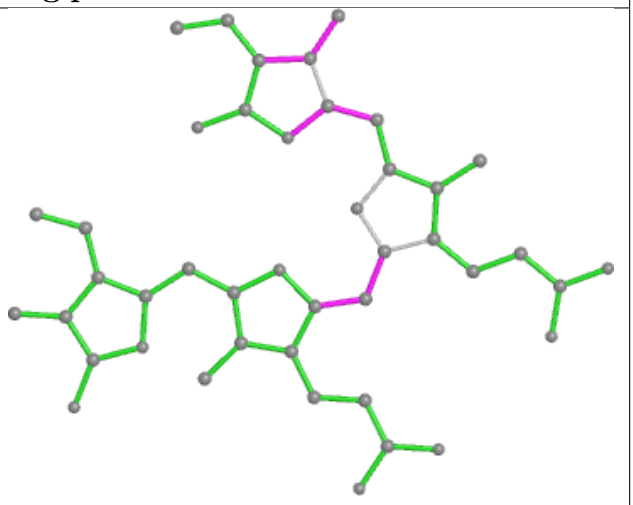

Bond angles

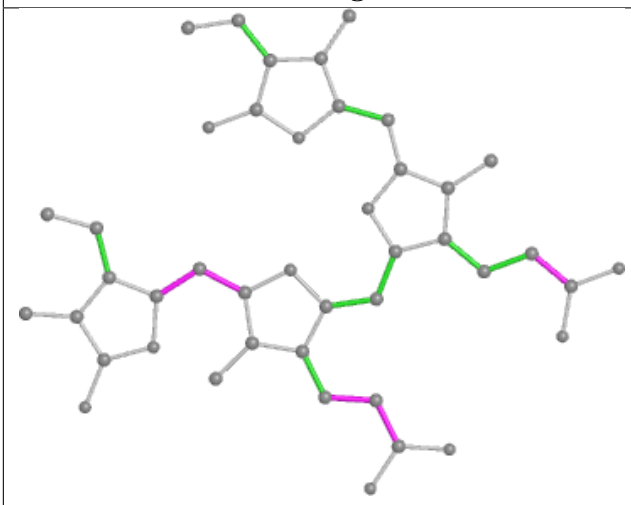

Torsions

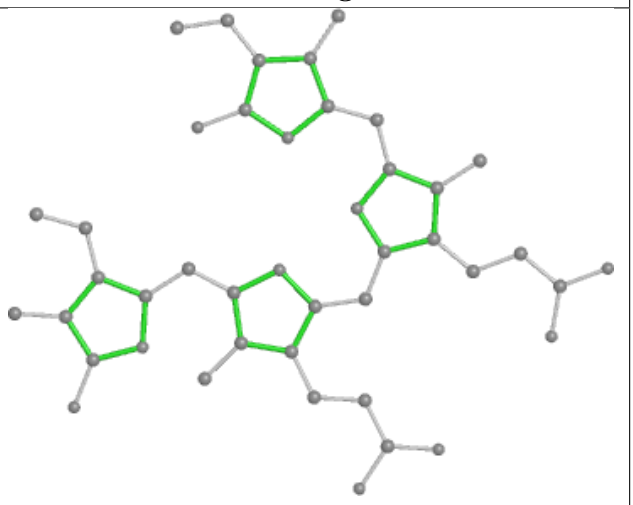

Rings

Ligand PEB dw 403

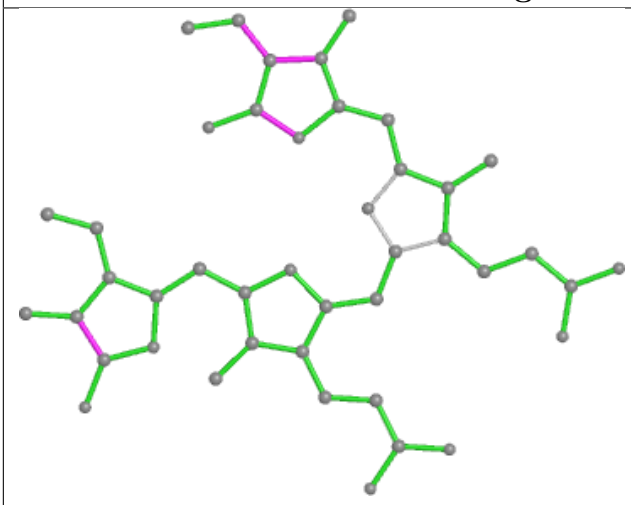

Bond lengths

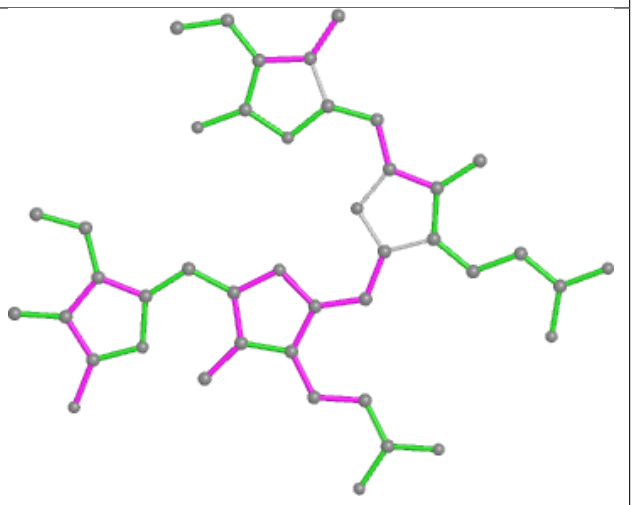

Bond angles

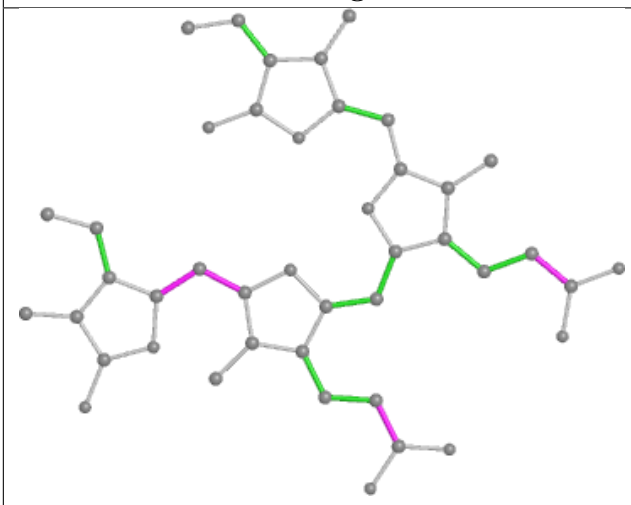

Torsions

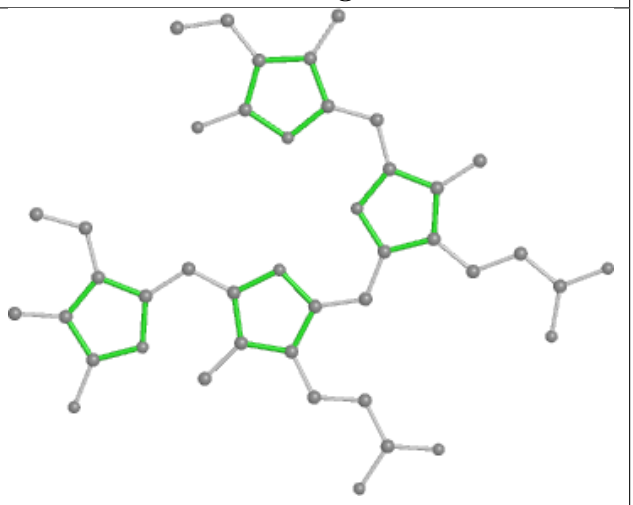

Rings

Ligand PEB I2 202

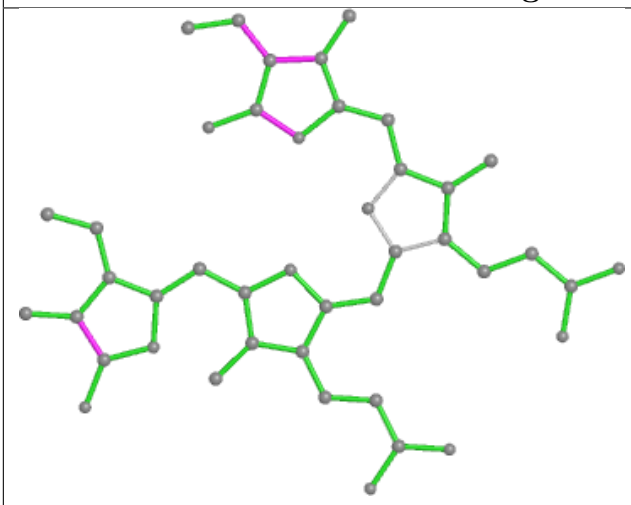

Bond lengths

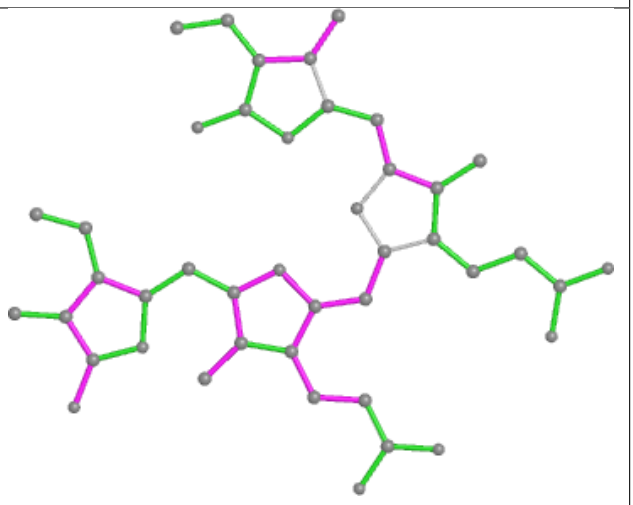

Bond angles

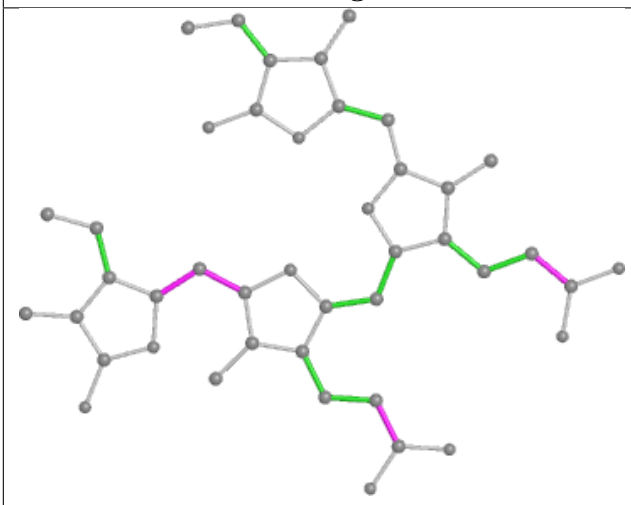

Torsions

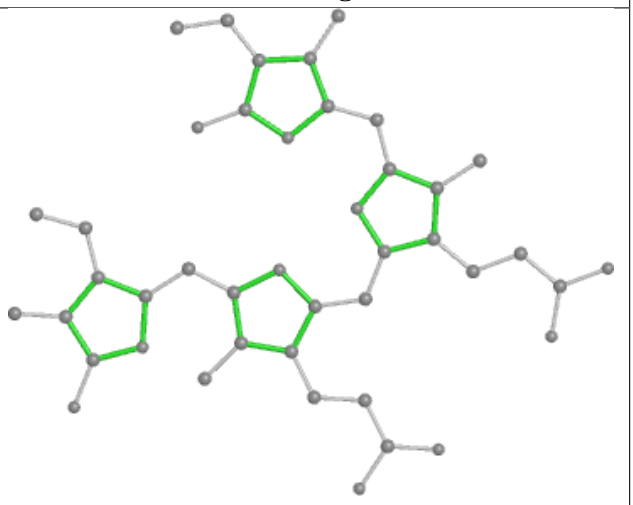

Rings

Ligand PEB n4 202

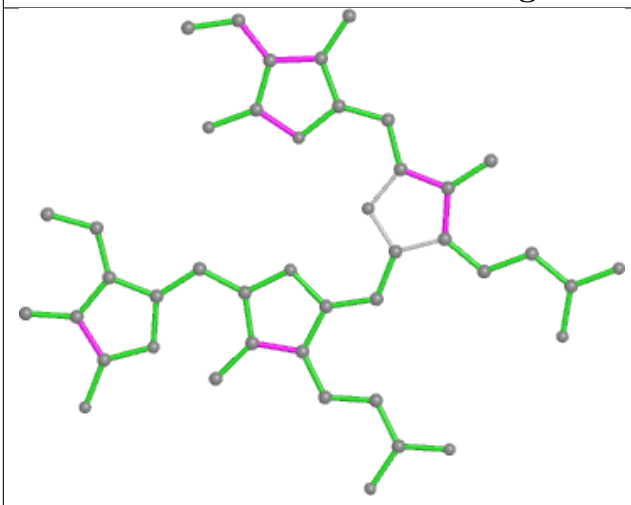

Bond lengths

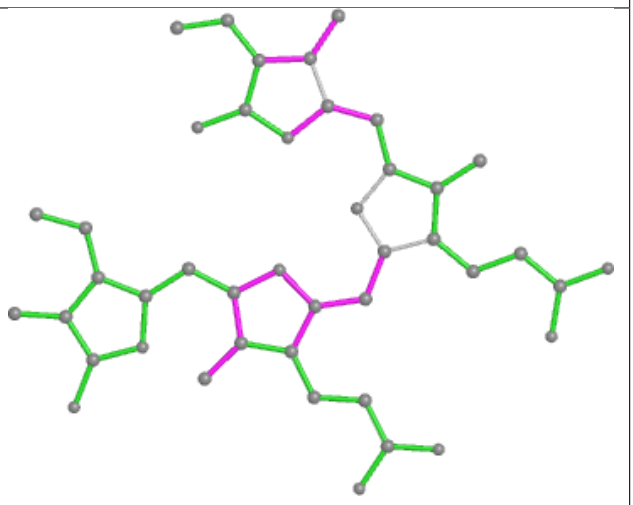

Bond angles

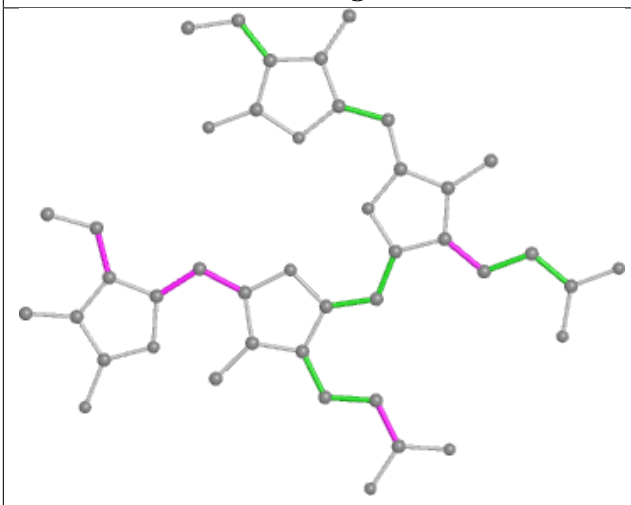

Torsions

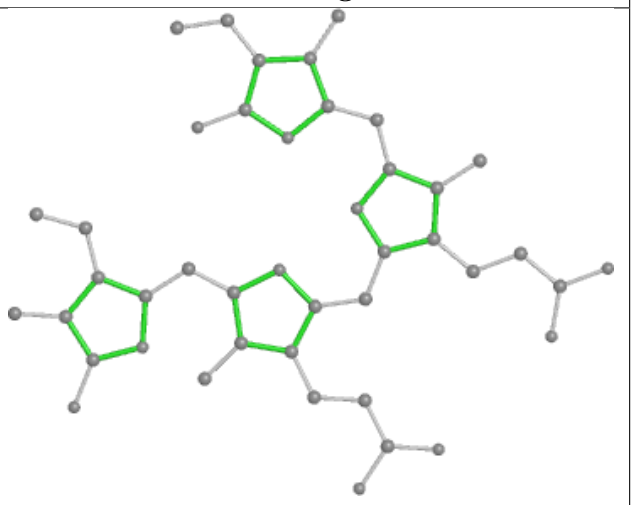

Rings

Ligand PEB h5 201

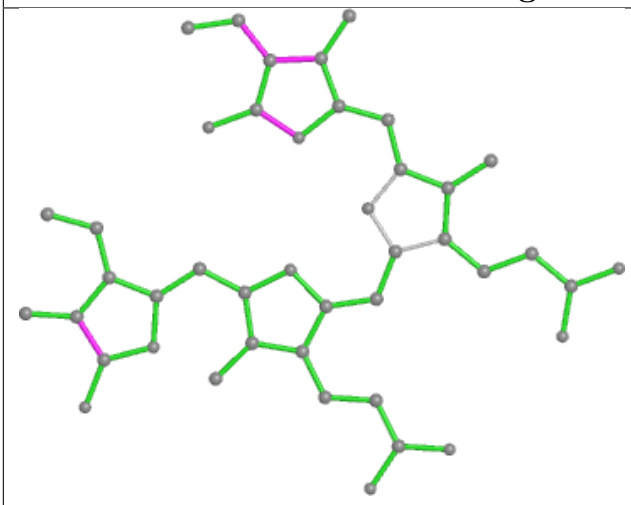

Bond lengths

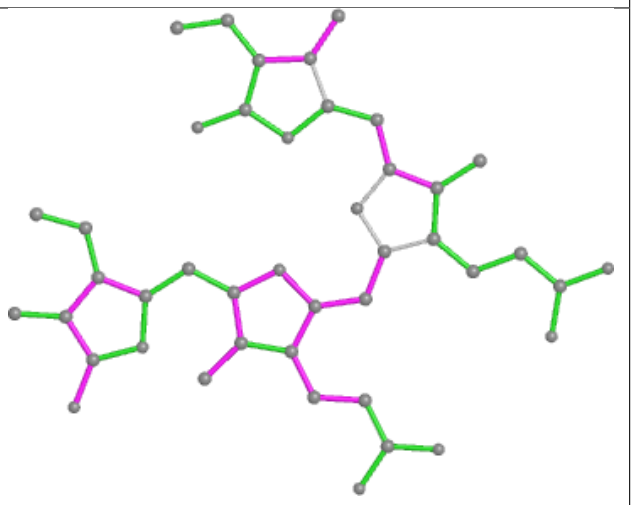

Bond angles

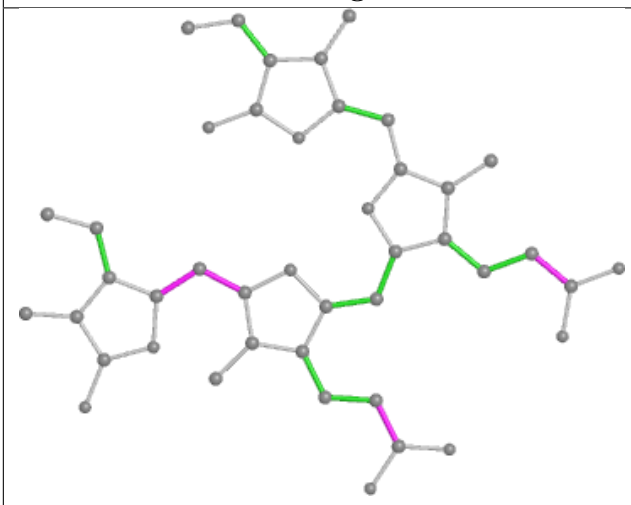

Torsions

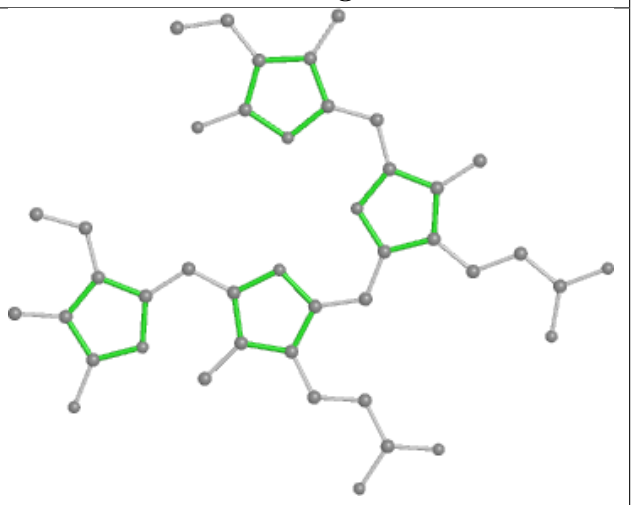

Rings

Ligand PVN gy 304

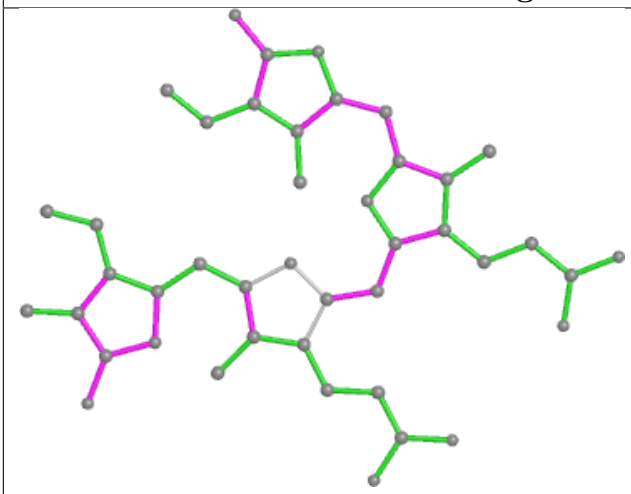

Bond lengths

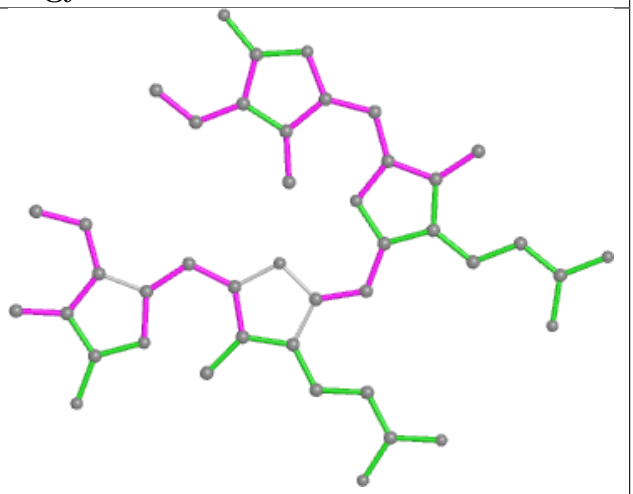

Bond angles

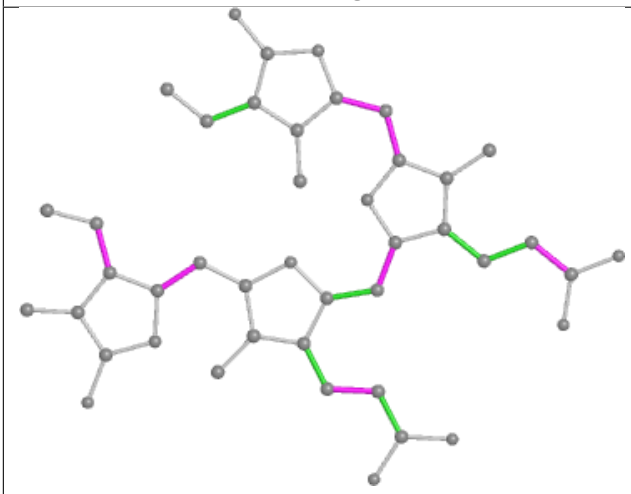

Torsions

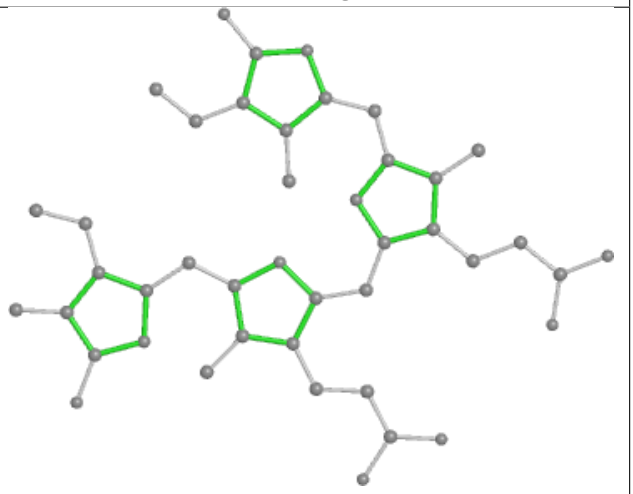

Rings

Ligand PEB v2 201

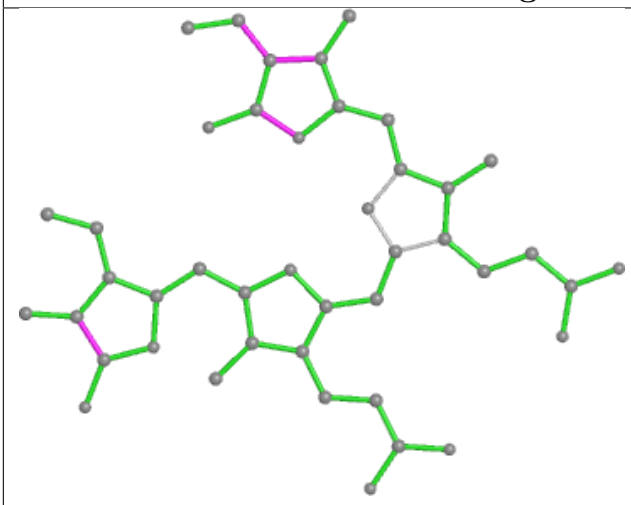

Bond lengths

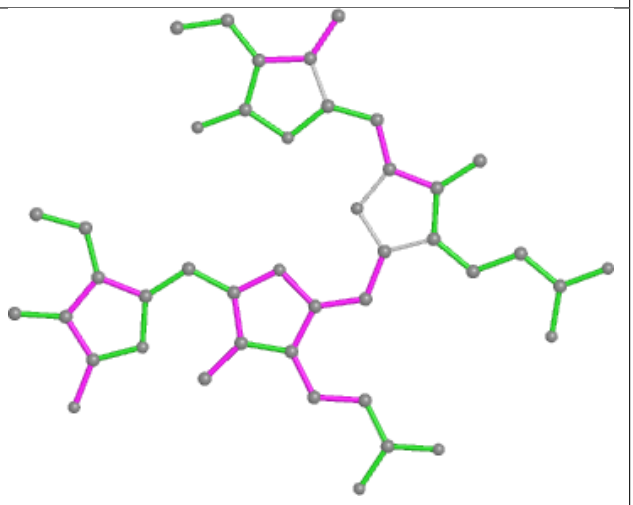

Bond angles

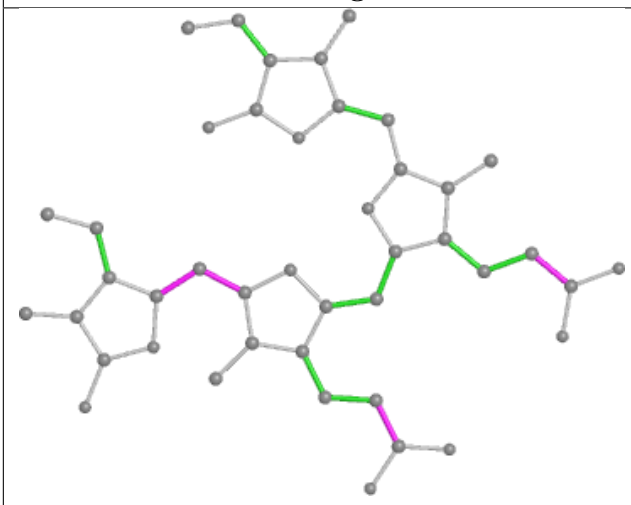

Torsions

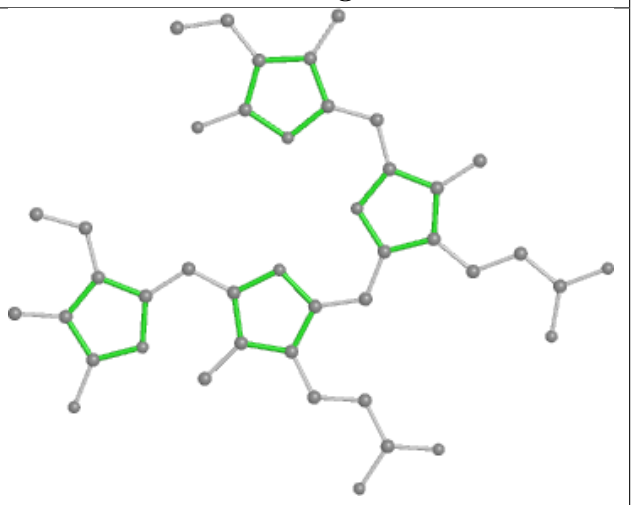

Rings

Ligand PEB W3 201

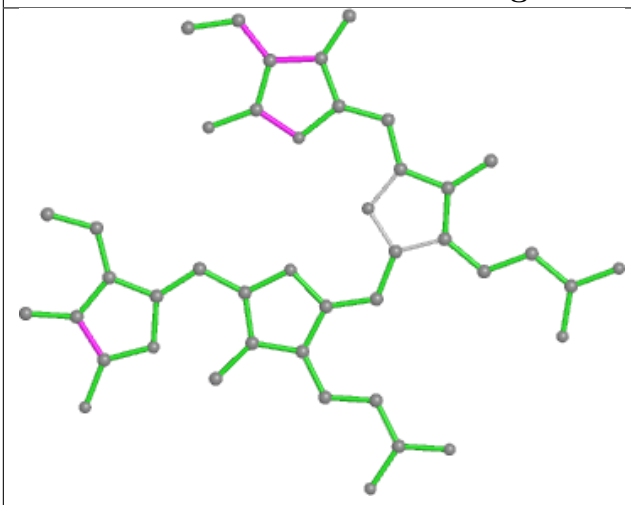

Bond lengths

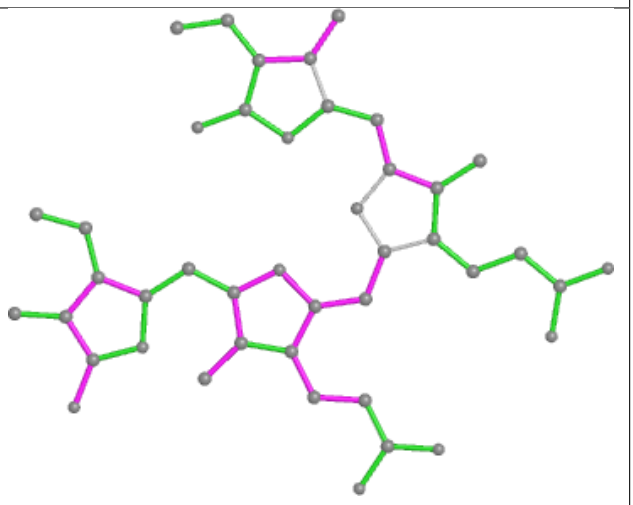

Bond angles

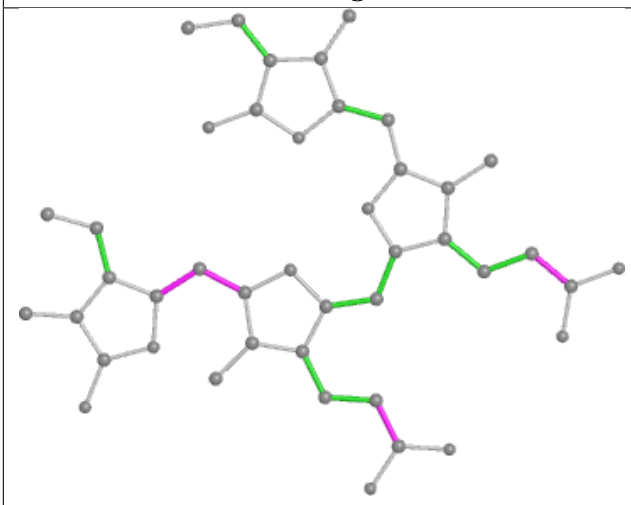

Torsions

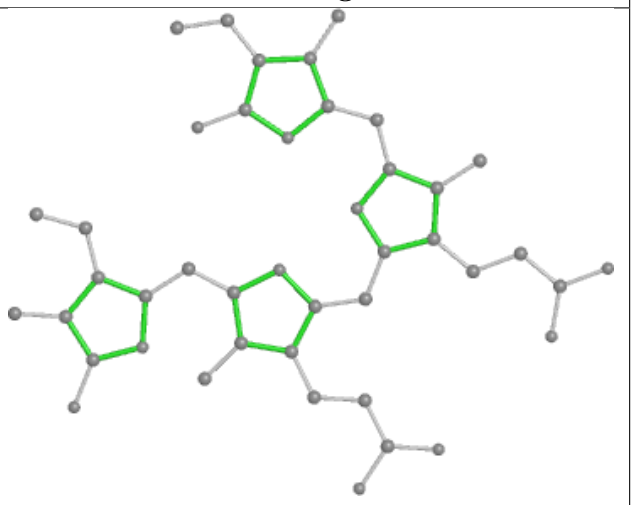

Rings

Ligand PEB hR 202

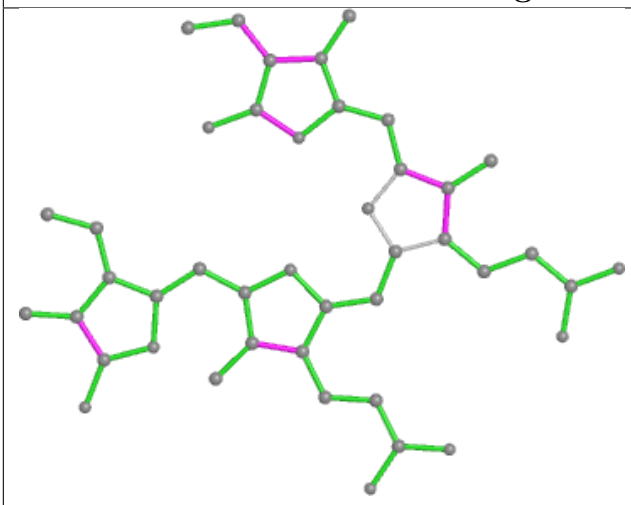

Bond lengths

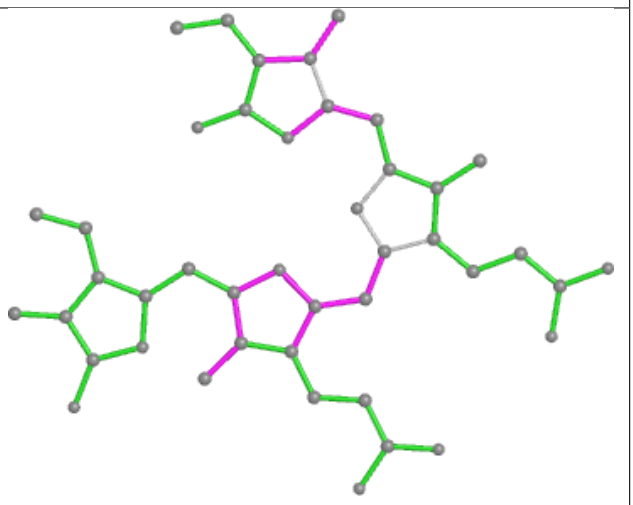

Bond angles

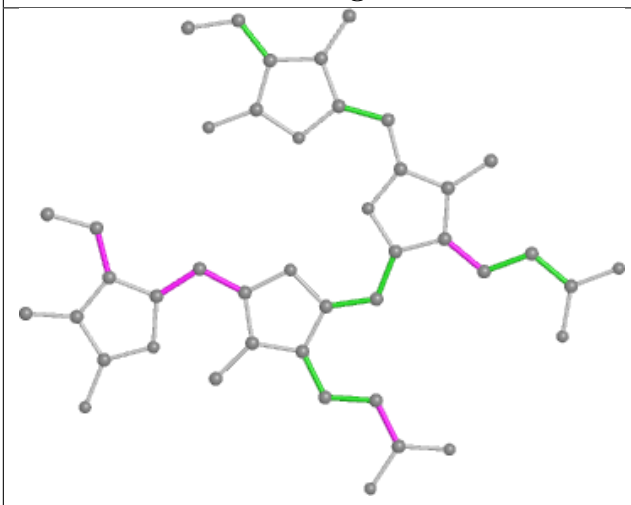

Torsions

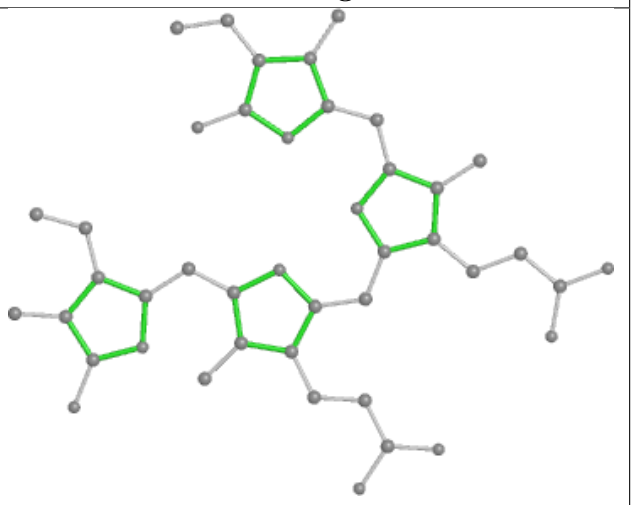

Rings

Ligand PEB gn 201

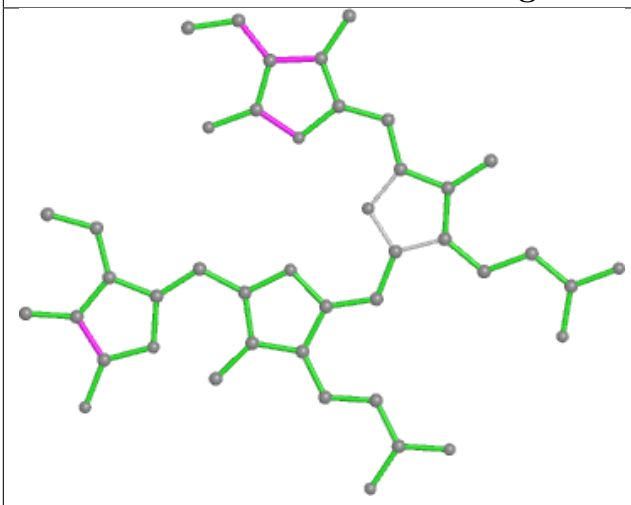

Bond lengths

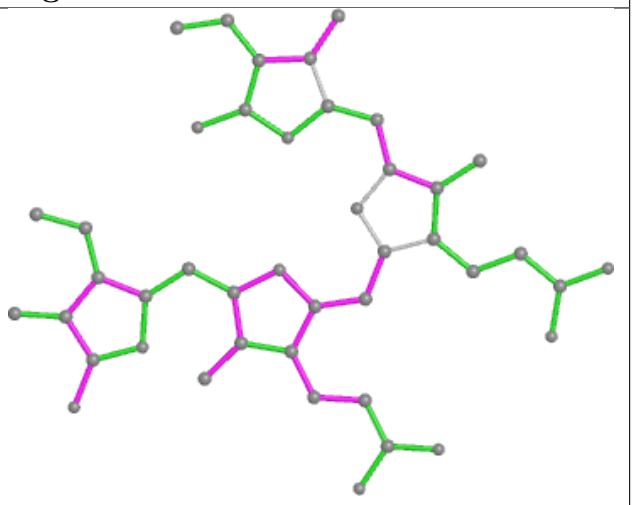

Bond angles

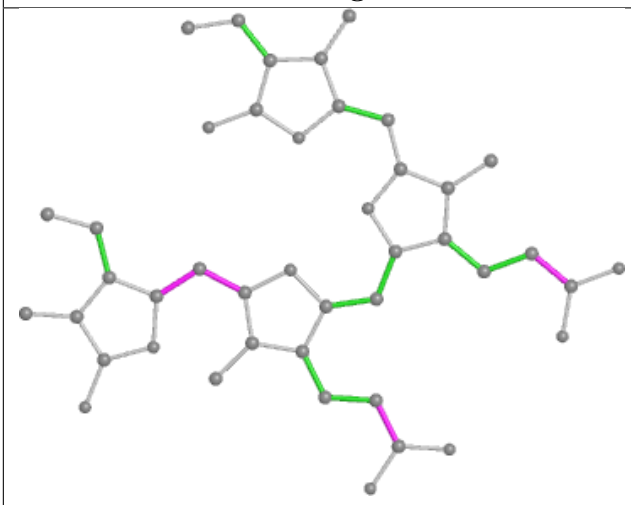

Torsions

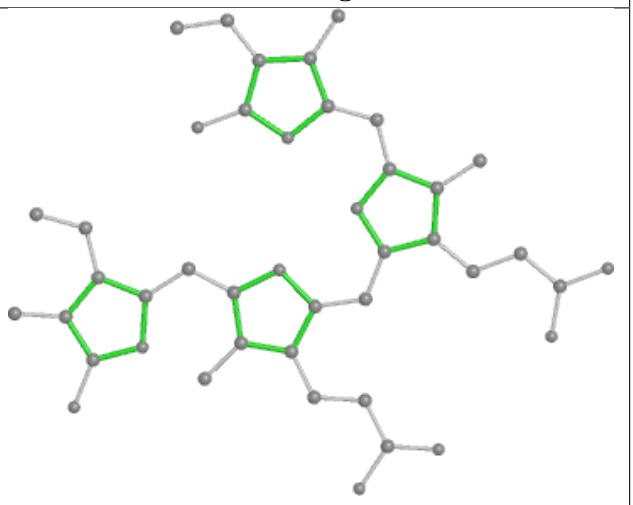

Rings

Ligand PUB H9 203

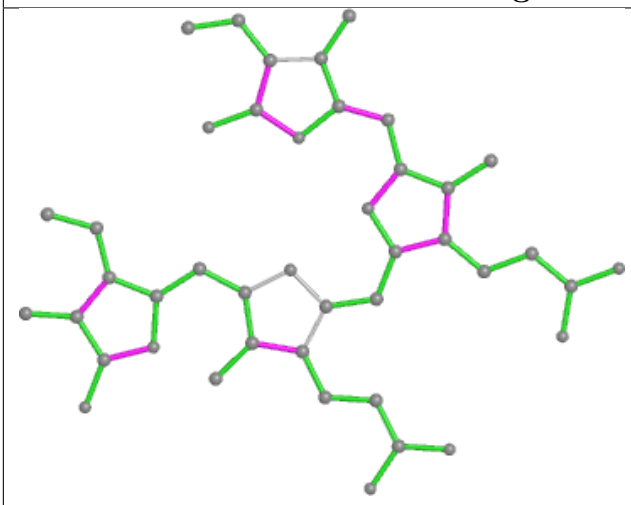

Bond lengths

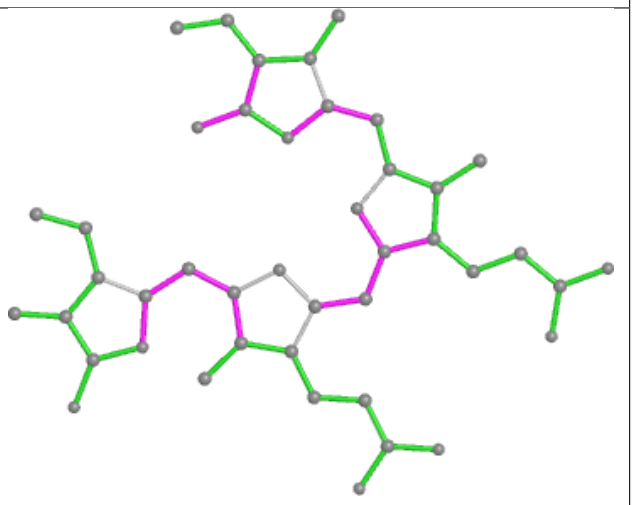

Bond angles

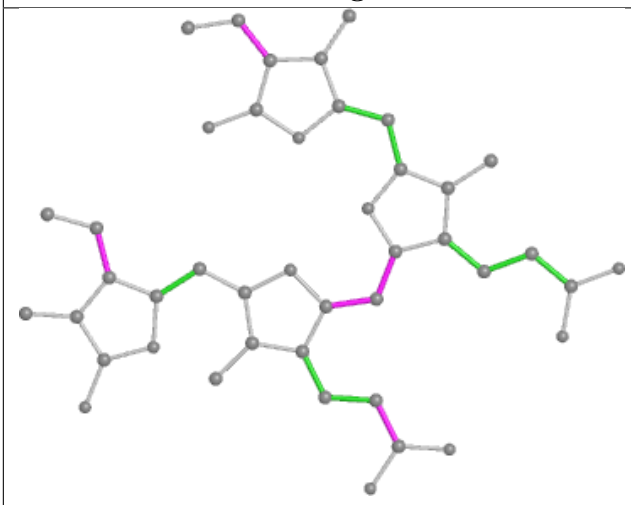

Torsions

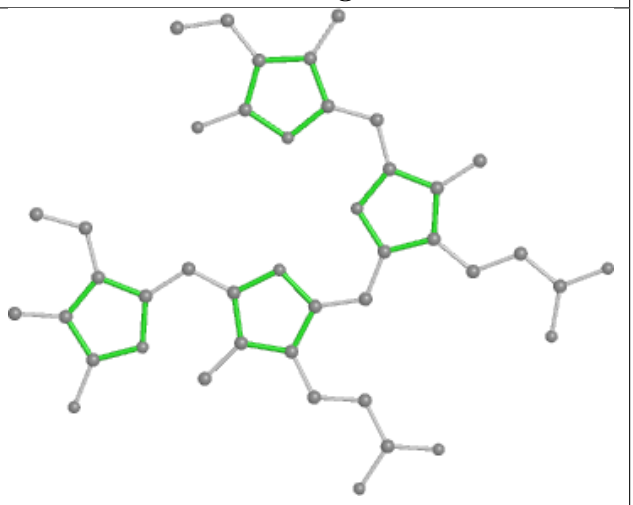

Rings

Ligand PUB A8 203

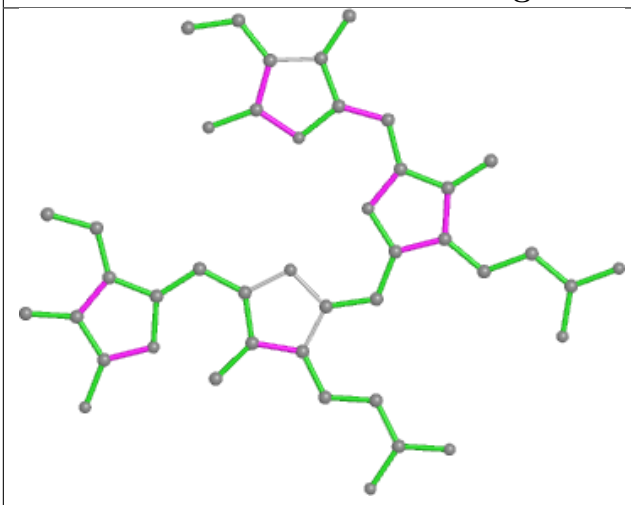

Bond lengths

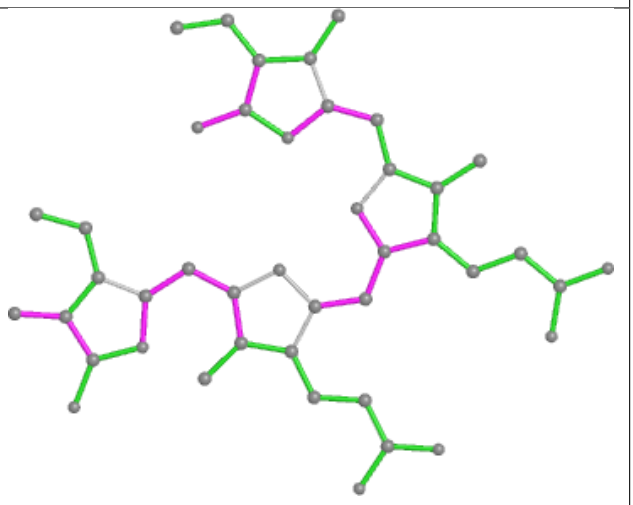

Bond angles

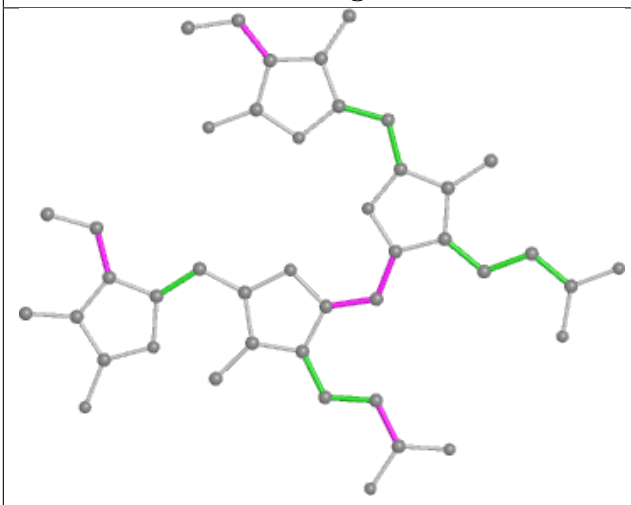

Torsions

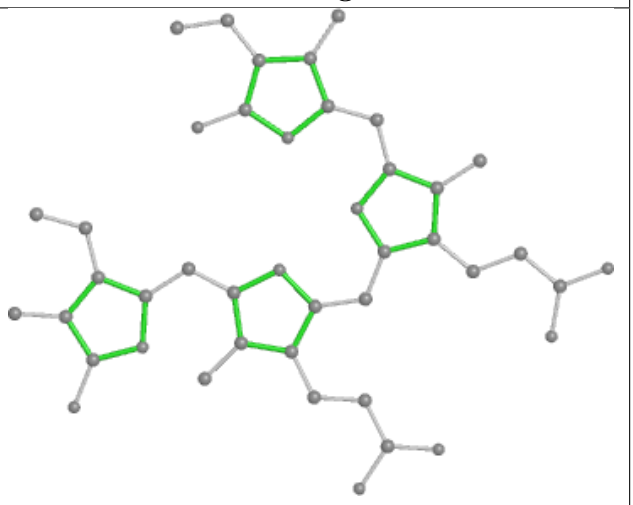

Rings

Ligand PEB N8 202

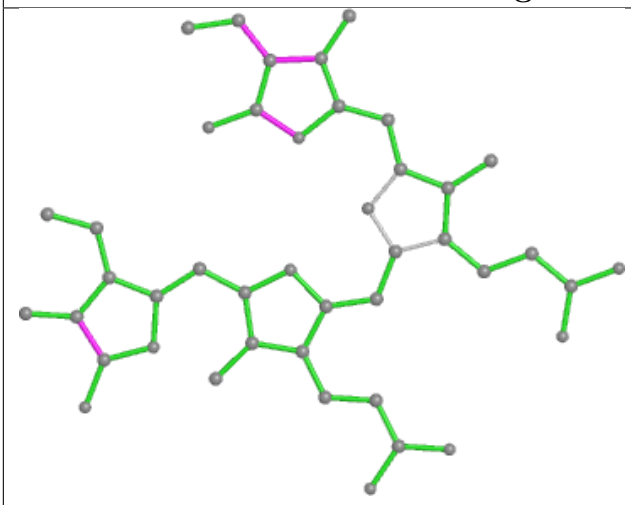

Bond lengths

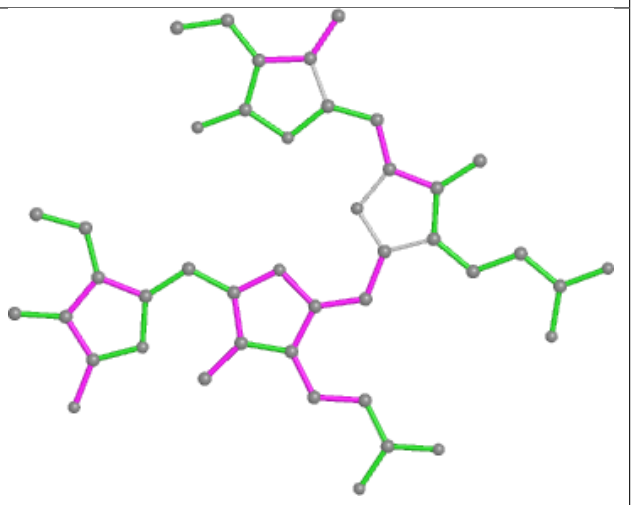

Bond angles

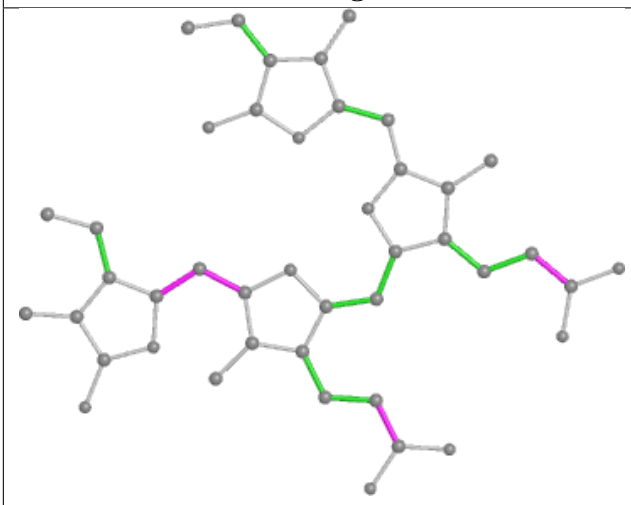

Torsions

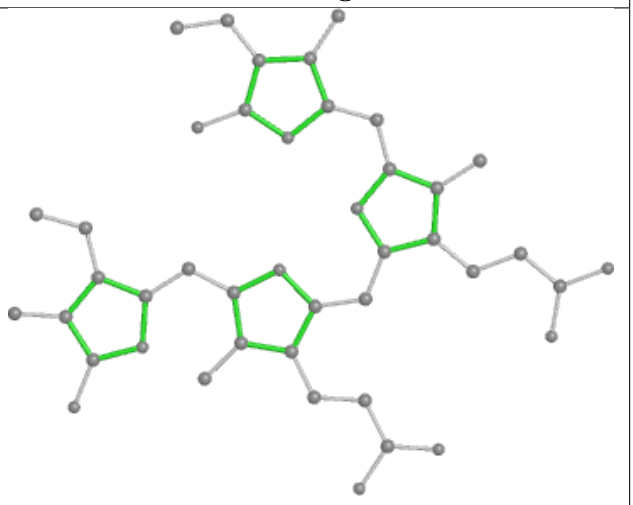

Rings

Ligand PEB lu 202

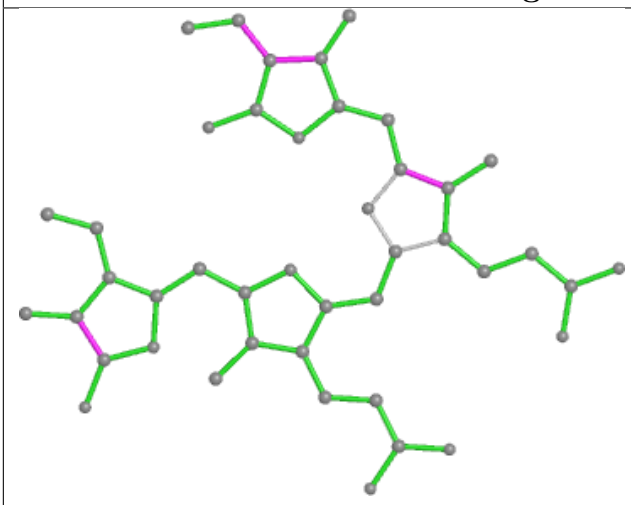

Bond lengths

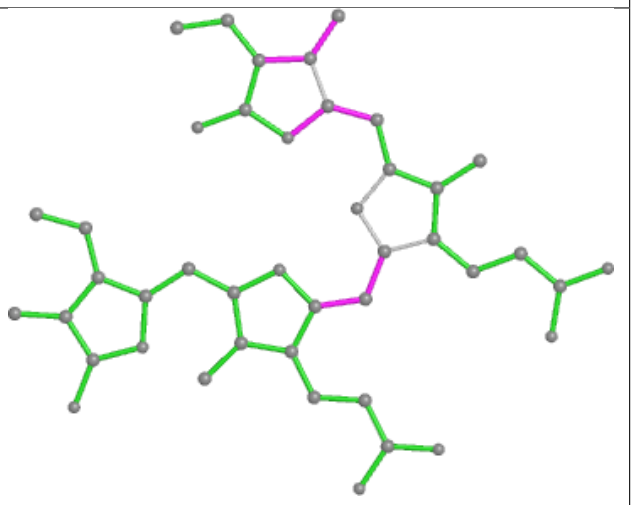

Bond angles

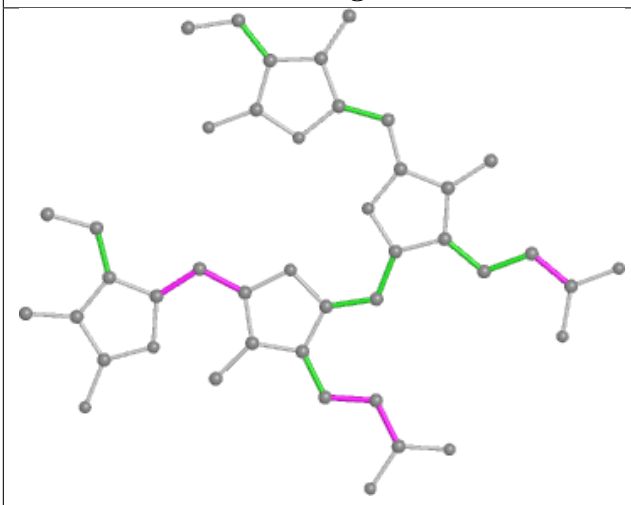

Torsions

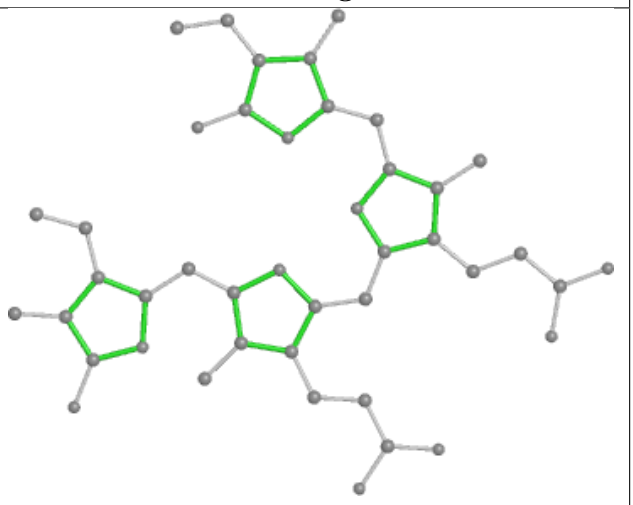

Rings

Ligand PEB bs 1001

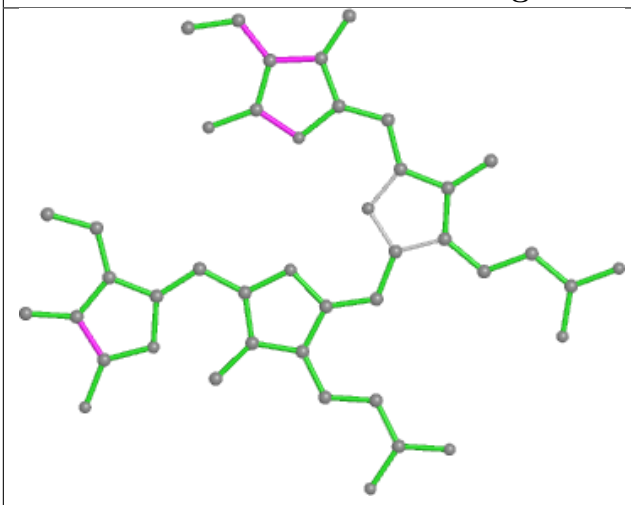

Bond lengths

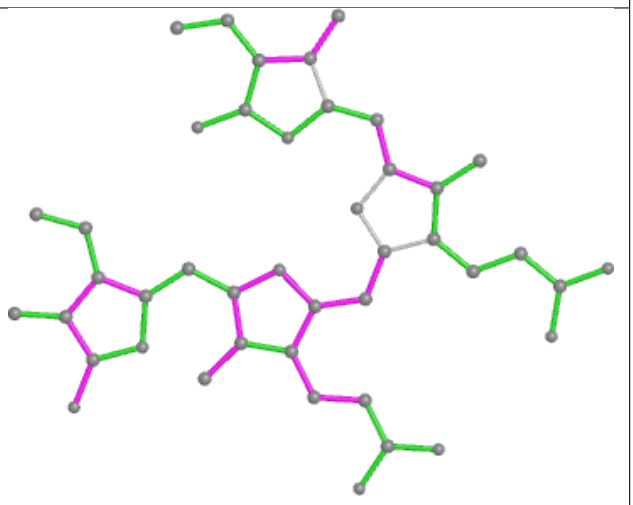

Bond angles

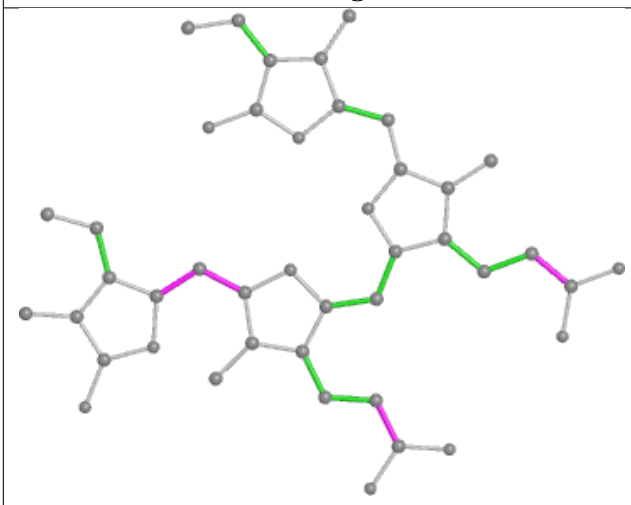

Torsions

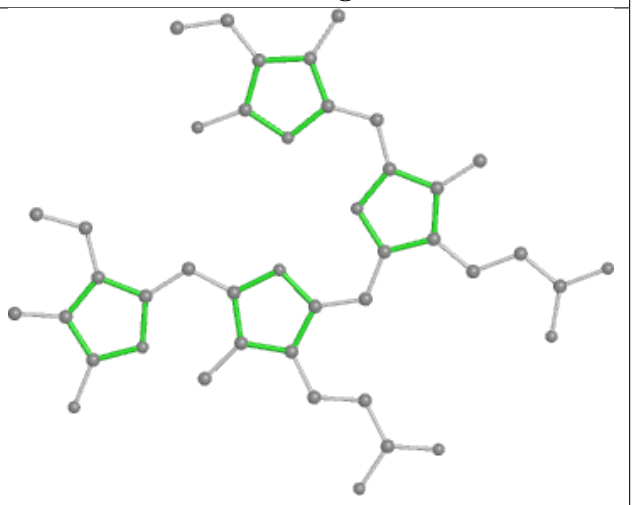

Rings

Ligand PUB h3 202

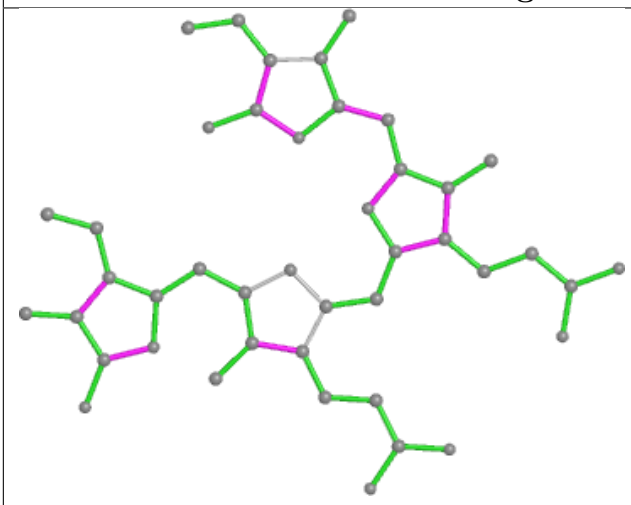

Bond lengths

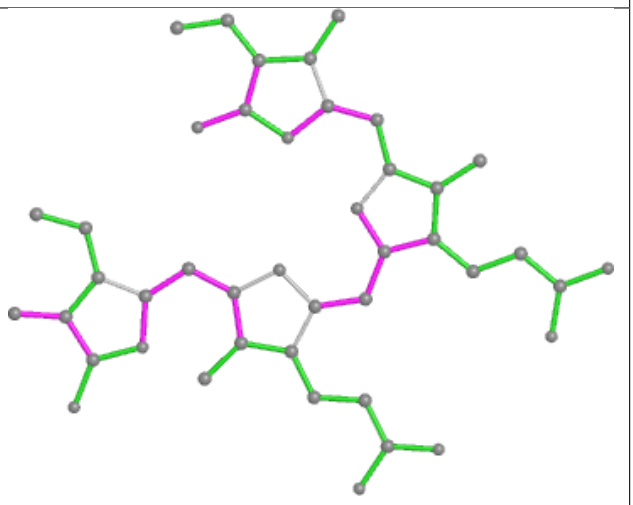

Bond angles

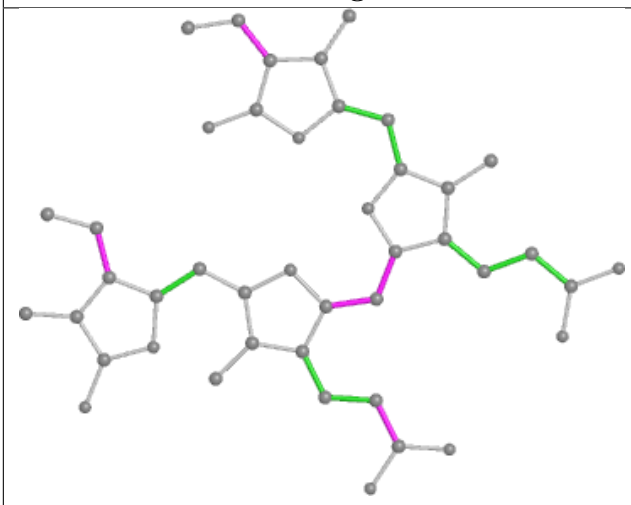

Torsions

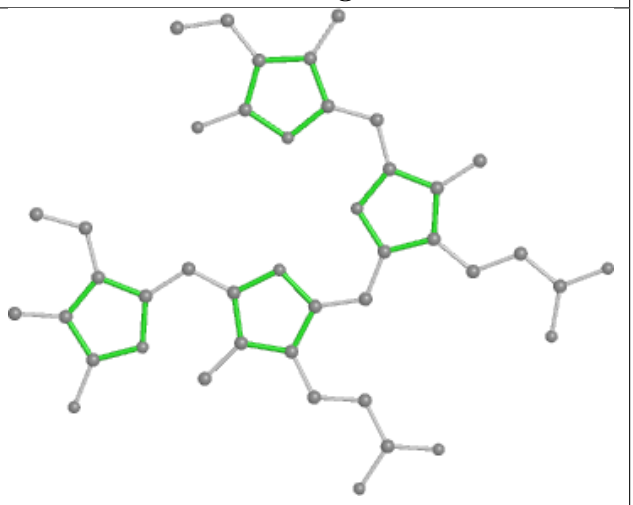

Rings

Ligand PEB Q3 201

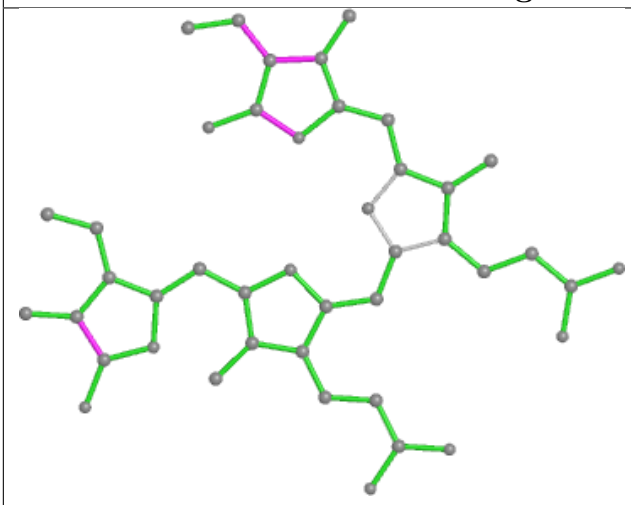

Bond lengths

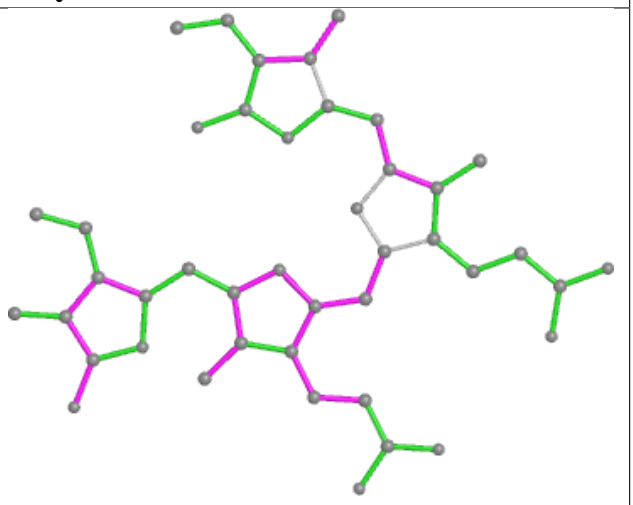

Bond angles

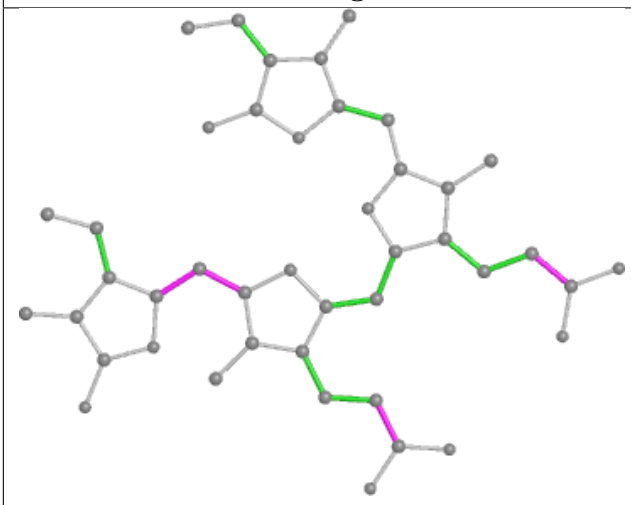

Torsions

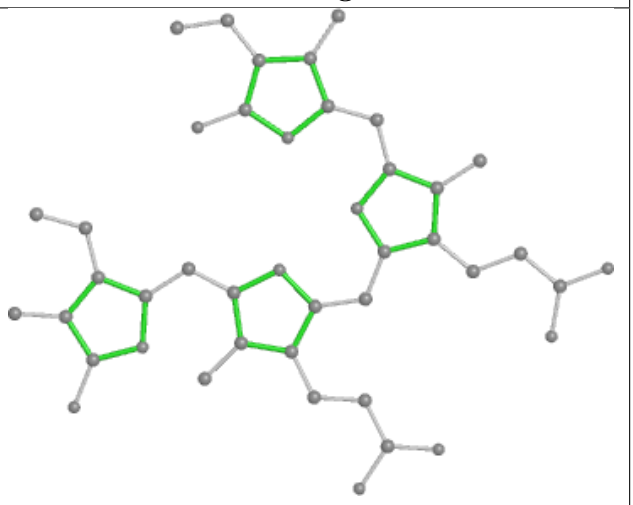

Rings

Ligand PEB R7 202

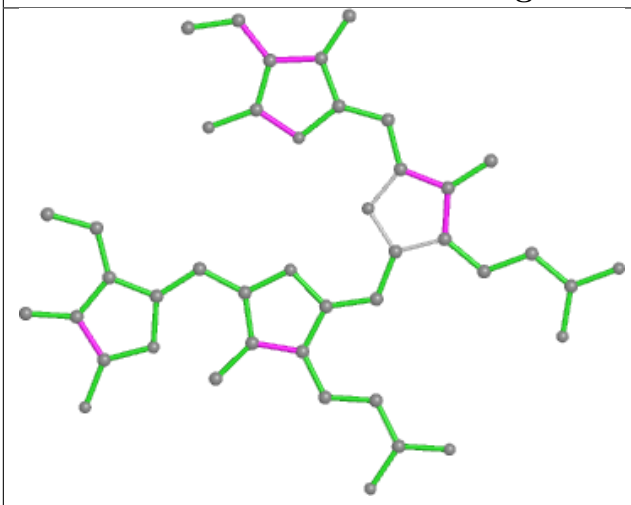

Bond lengths

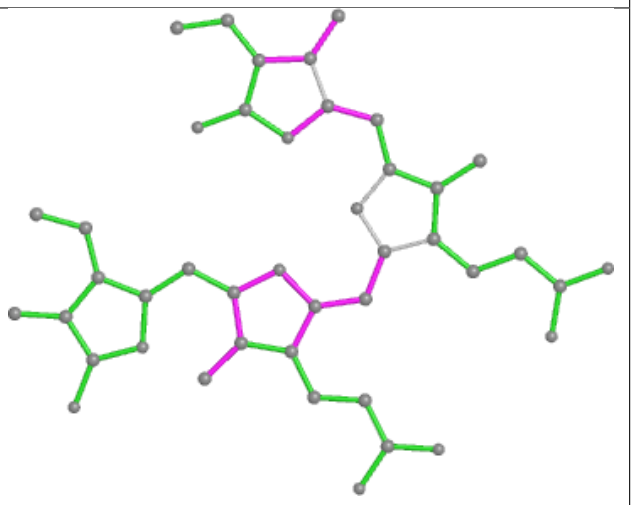

Bond angles

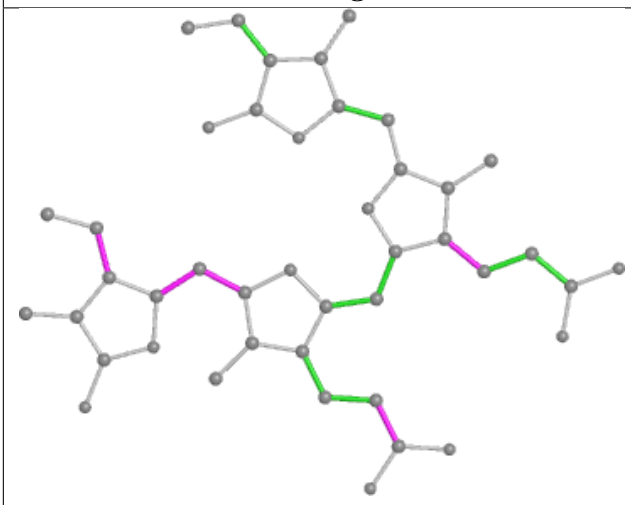

Torsions

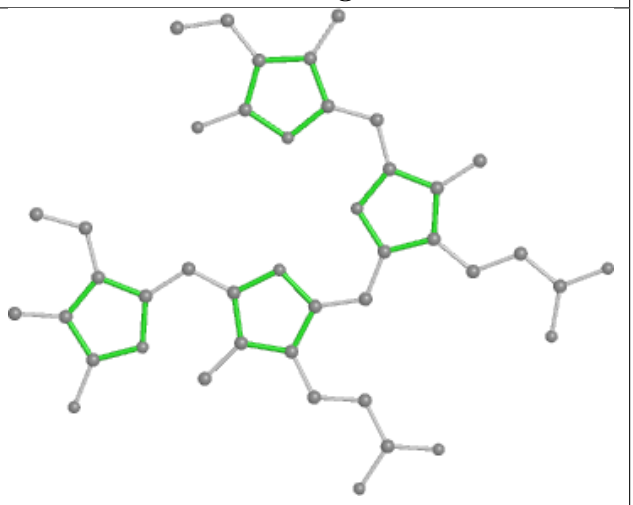

Rings

Ligand PEB u7 202

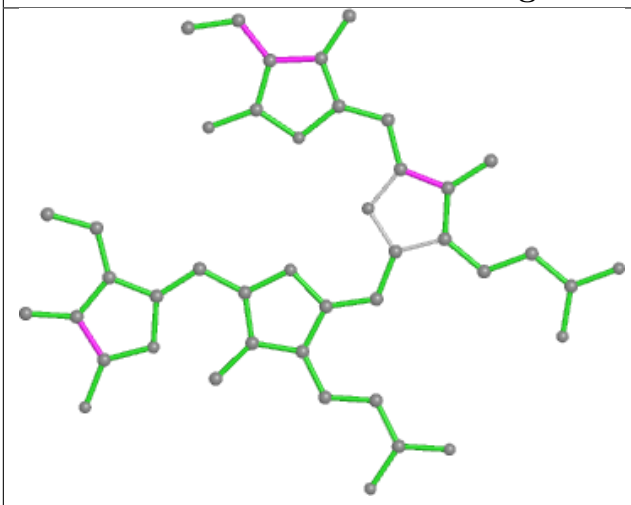

Bond lengths

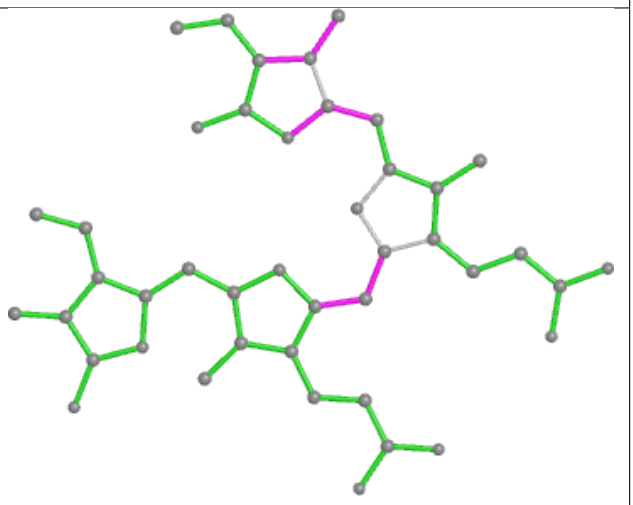

Bond angles

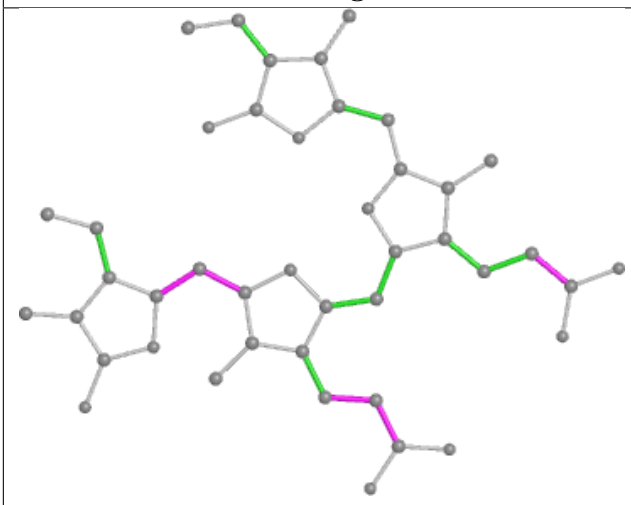

Torsions

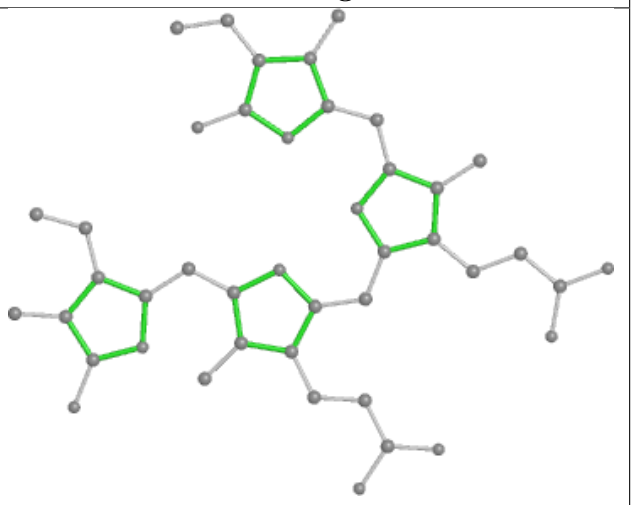

Rings

Ligand PEB iE 1001

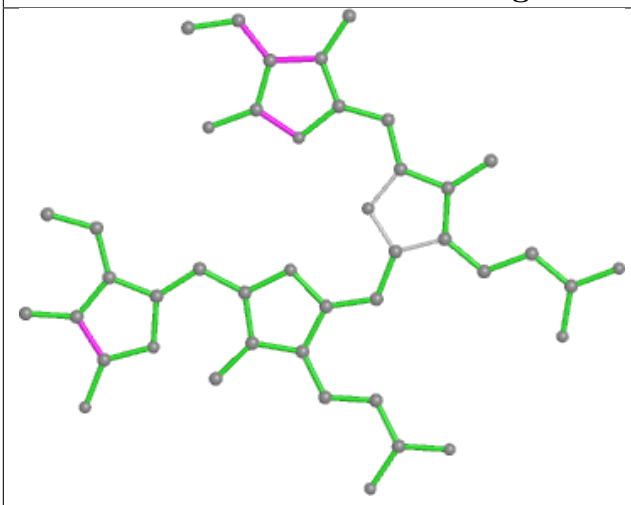

Bond lengths

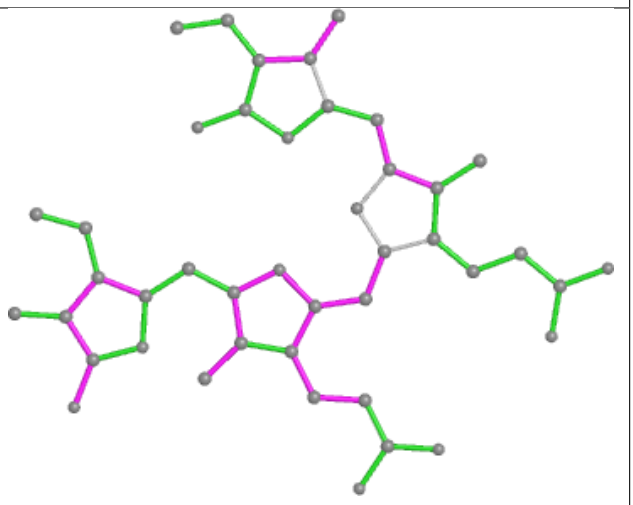

Bond angles

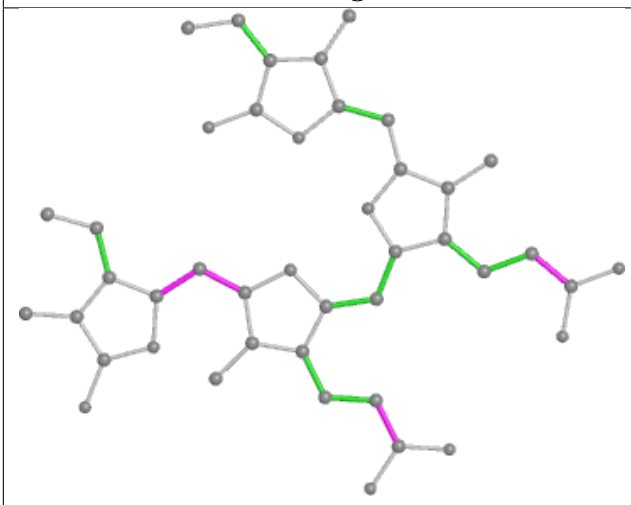

Torsions

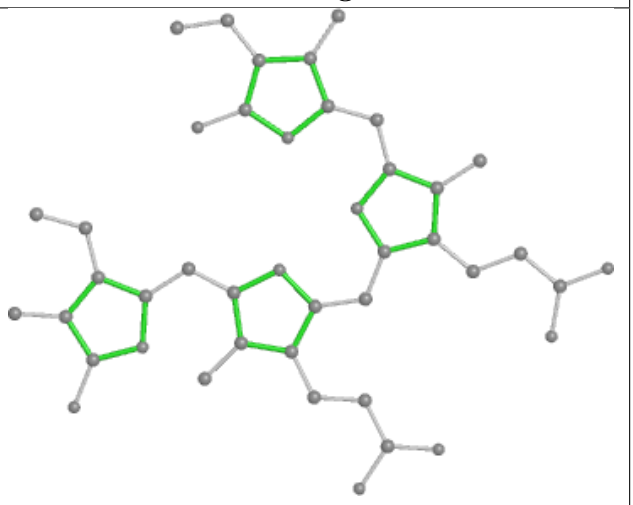

Rings

Ligand PEB ee 202

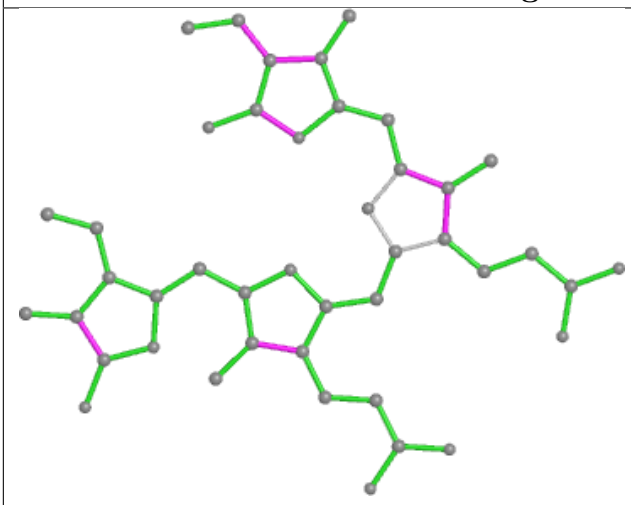

Bond lengths

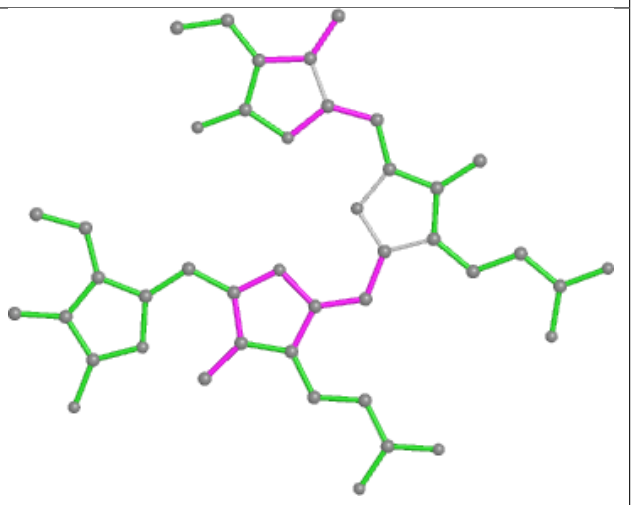

Bond angles

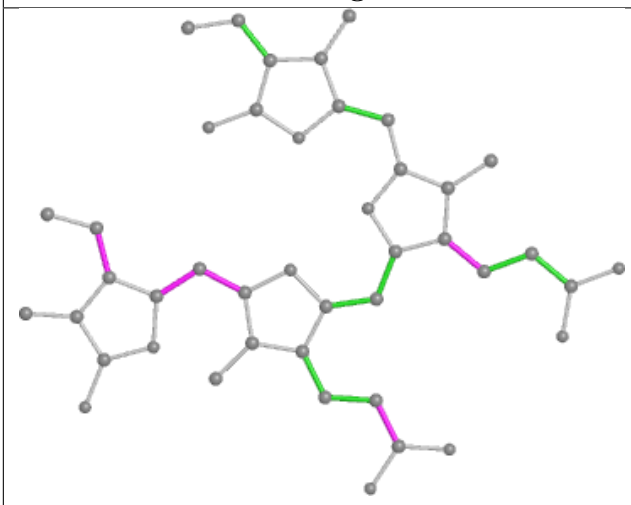

Torsions

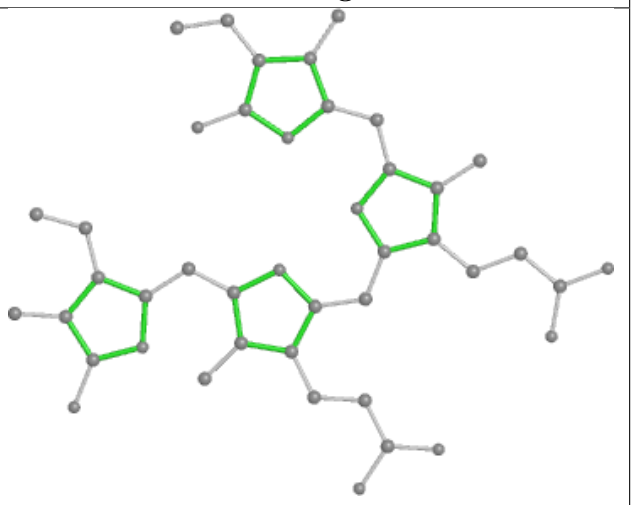

Rings

Ligand PEB bG 202

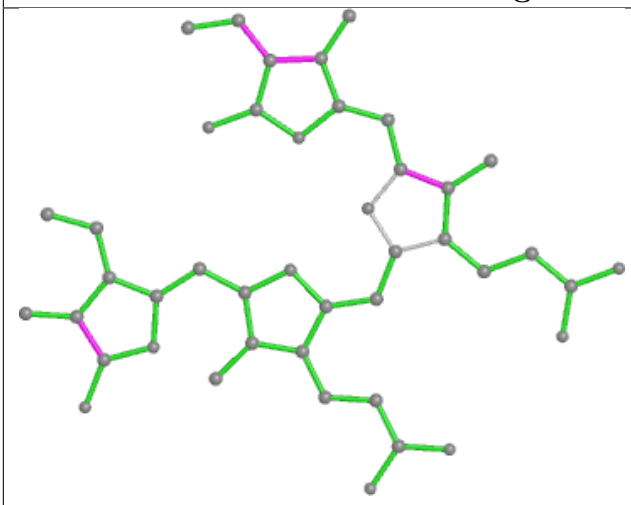

Bond lengths

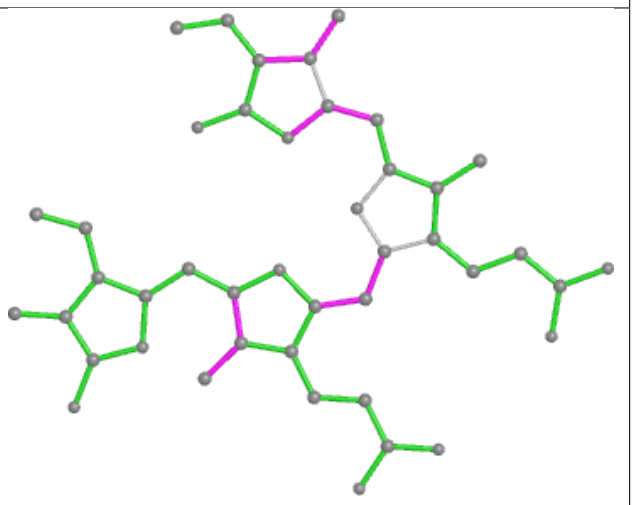

Bond angles

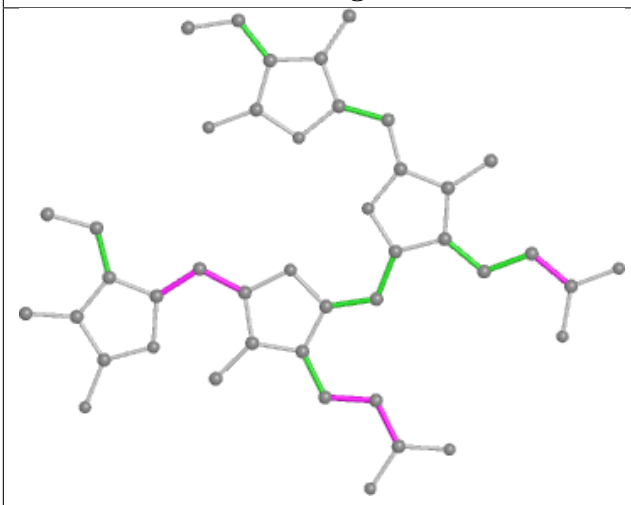

Torsions

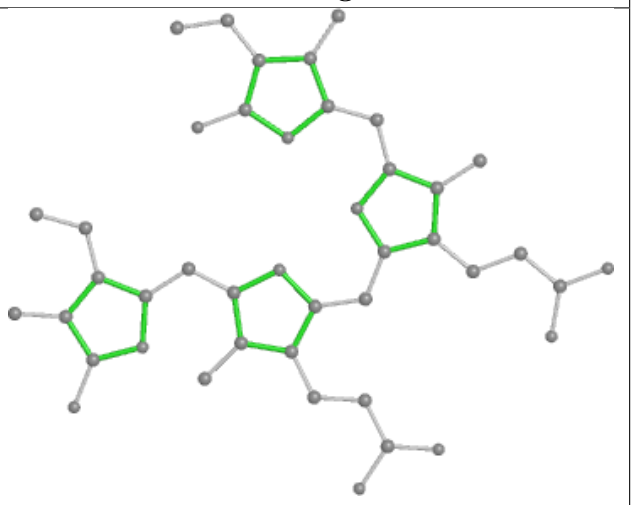

Rings

Ligand PEB bt 201

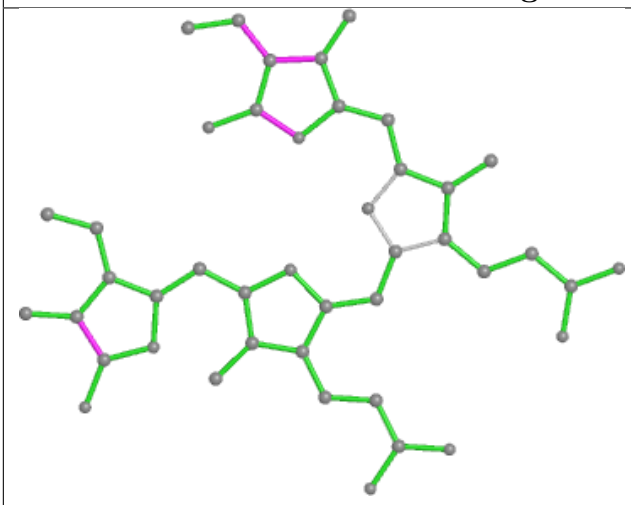

Bond lengths

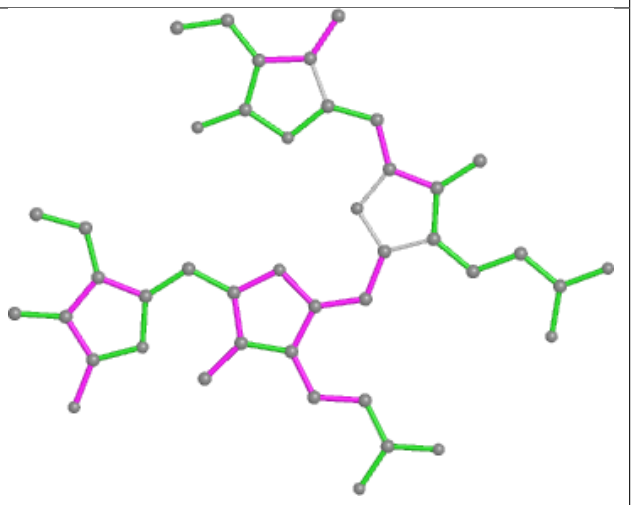

Bond angles

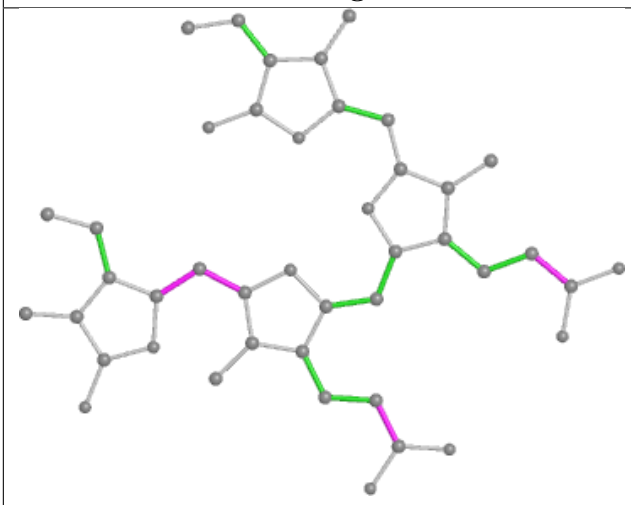

Torsions

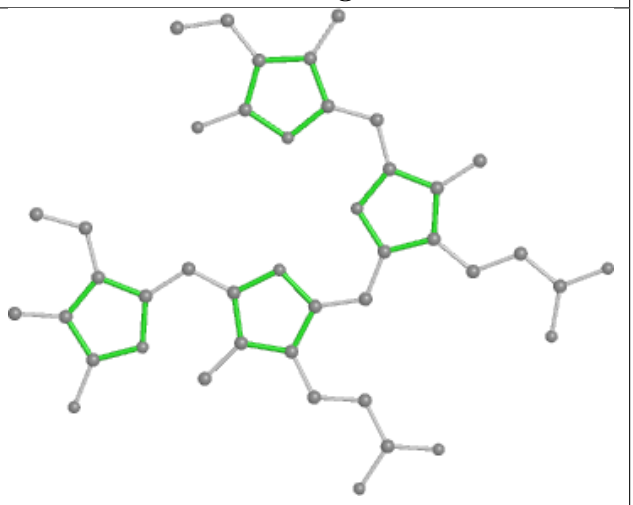

Rings

Ligand PEB cp 202

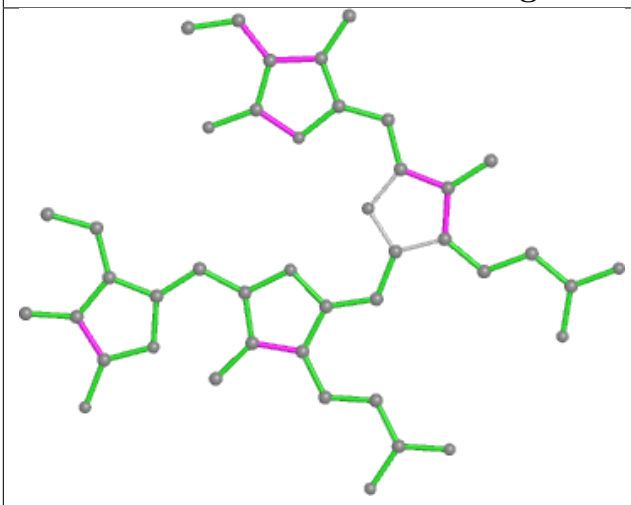

Bond lengths

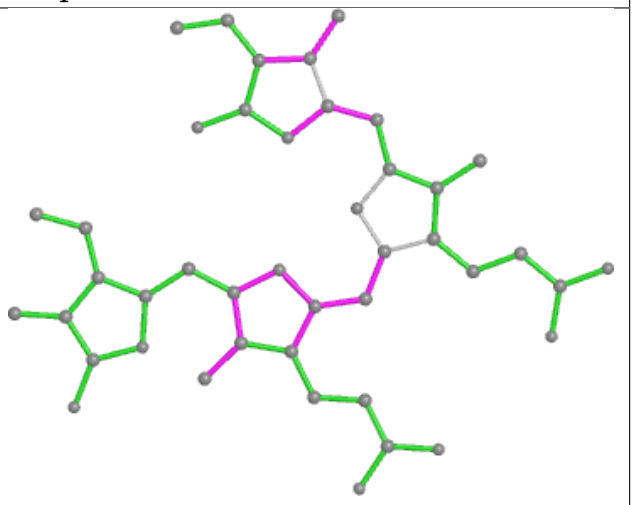

Bond angles

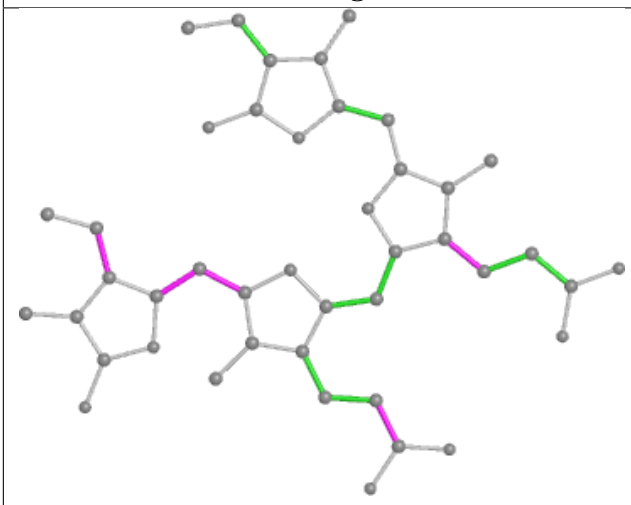

Torsions

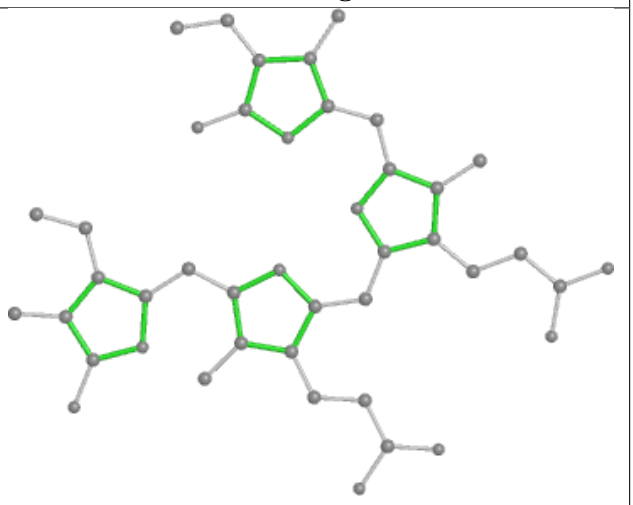

Rings

Ligand PEB hB 201

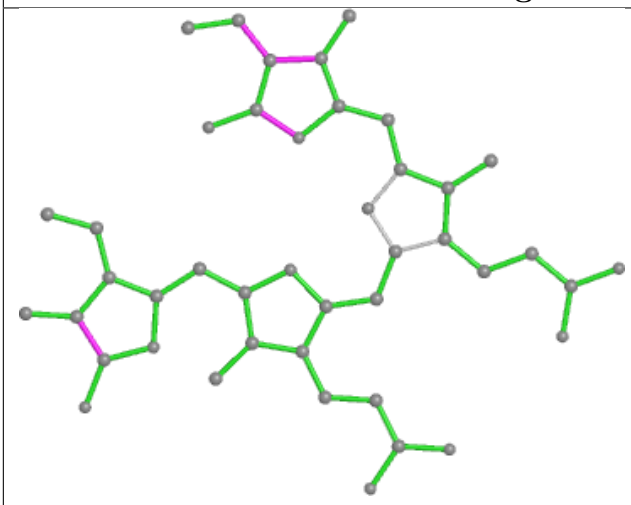

Bond lengths

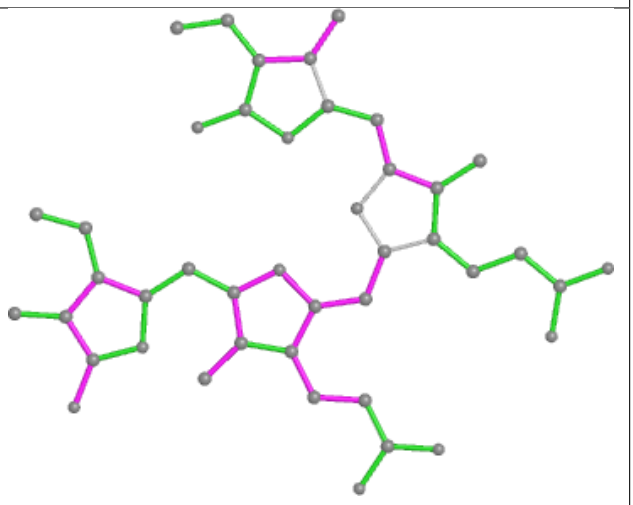

Bond angles

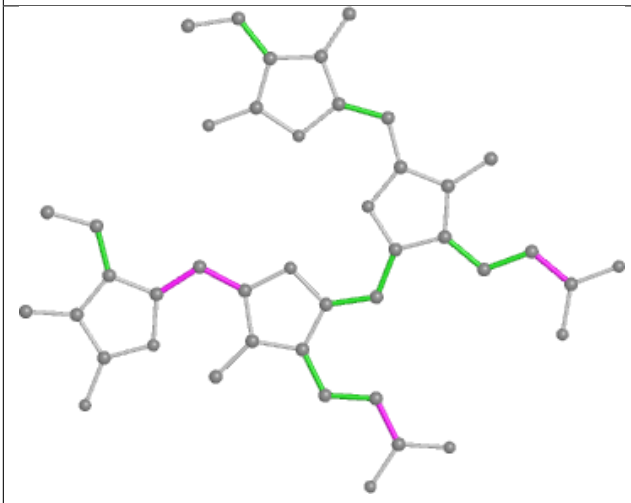

Torsions

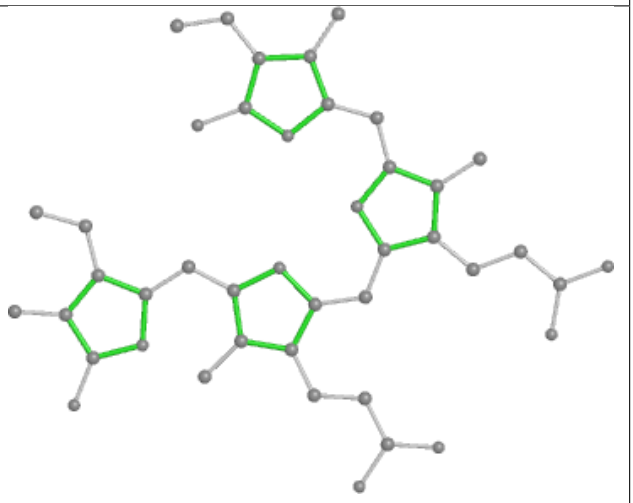

Rings

Ligand PEB y6 201

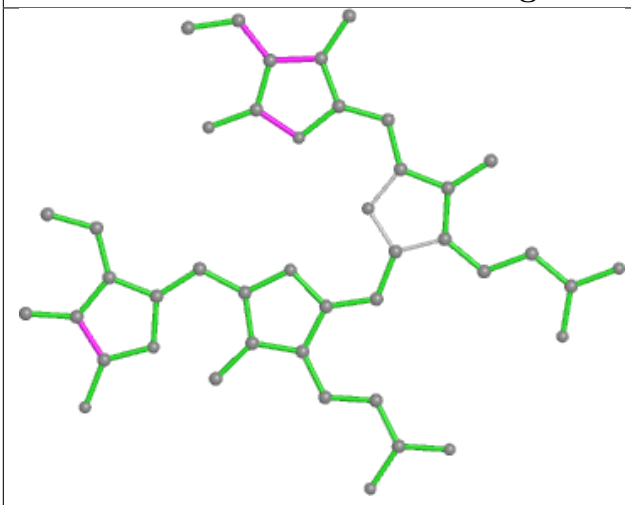

Bond lengths

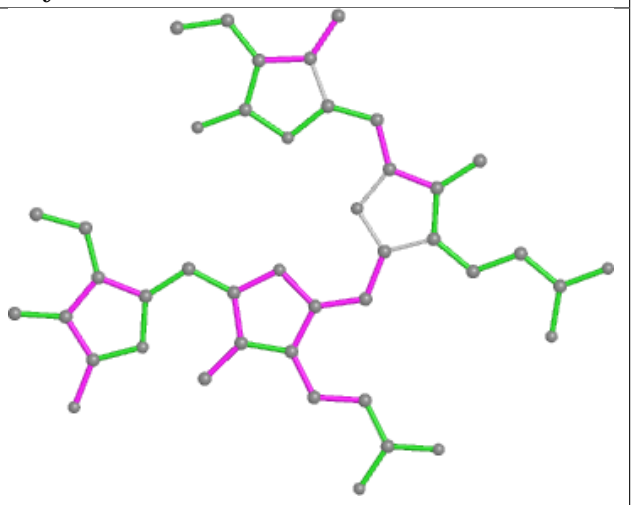

Bond angles

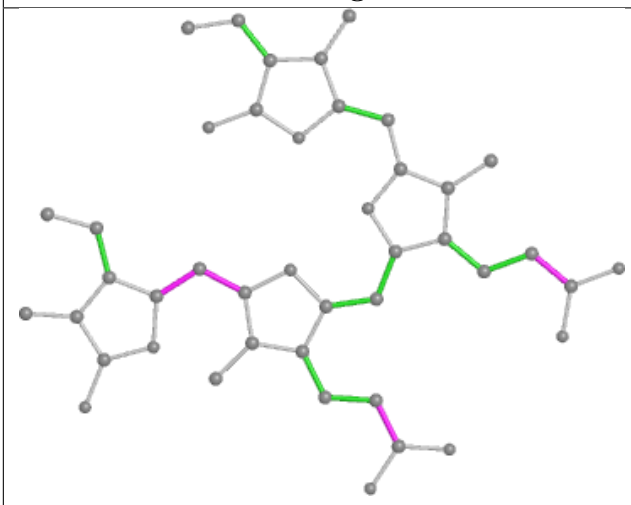

Torsions

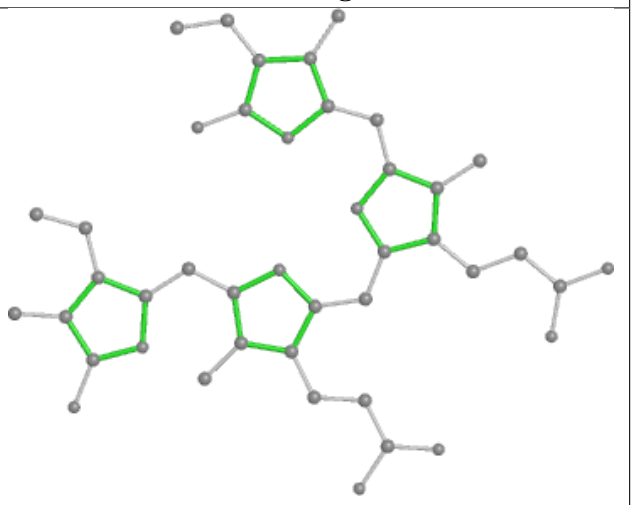

Rings

Ligand PEB du 202

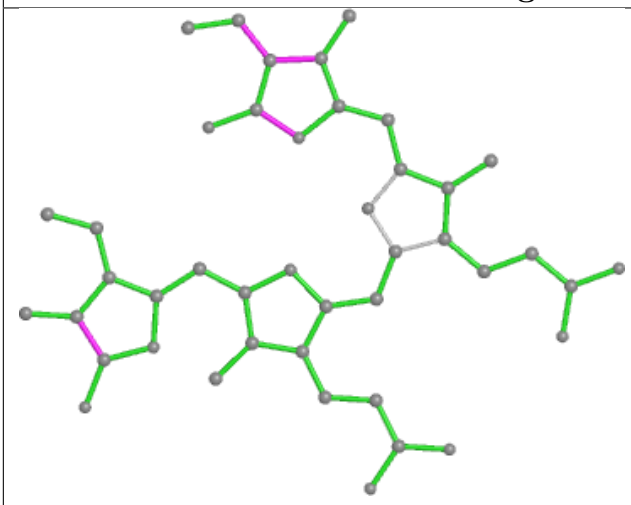

Bond lengths

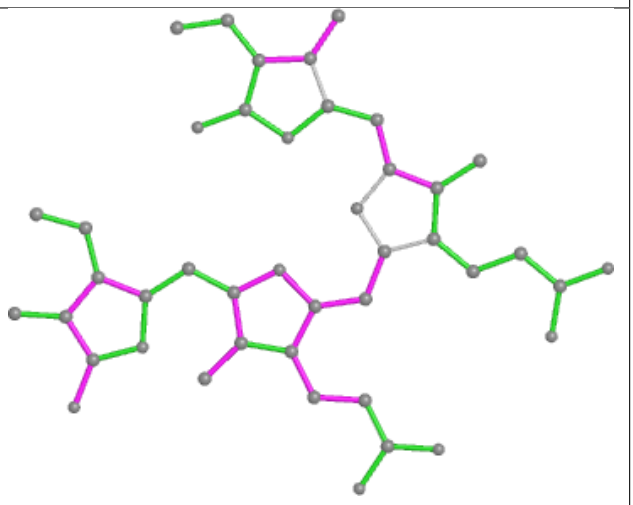

Bond angles

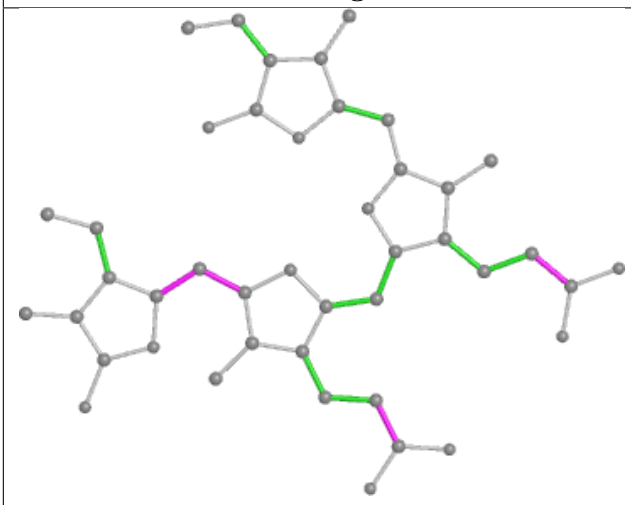

Torsions

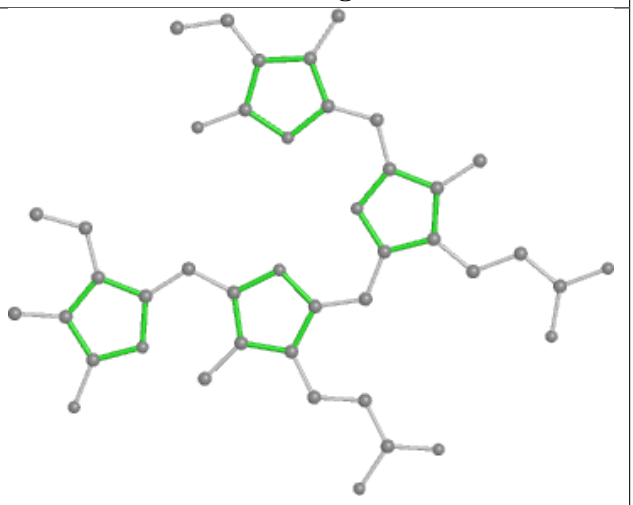

Rings

Ligand PEB H8 202

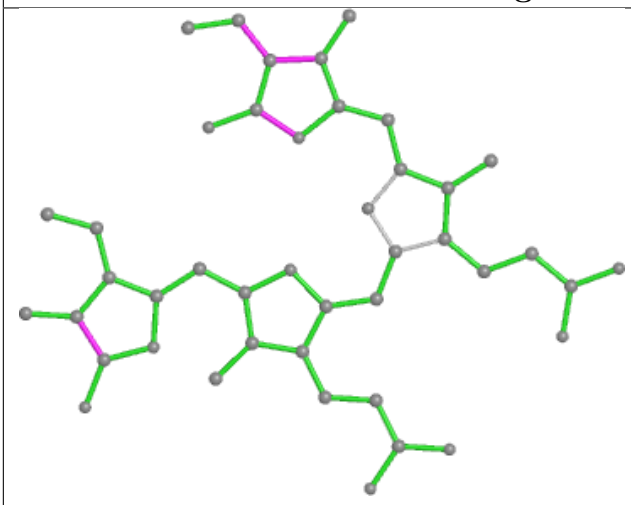

Bond lengths

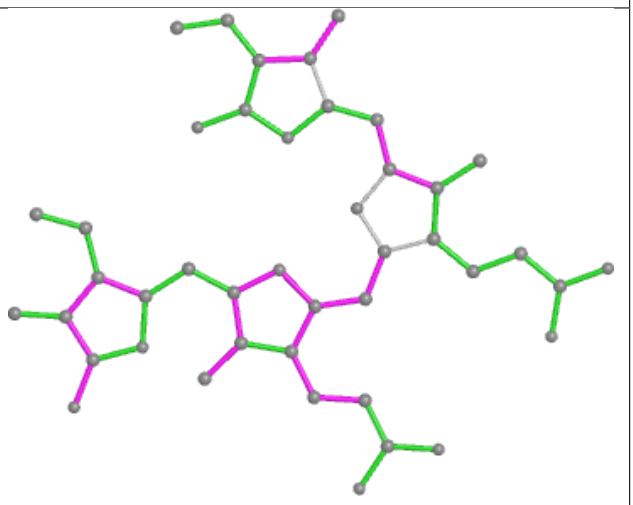

Bond angles

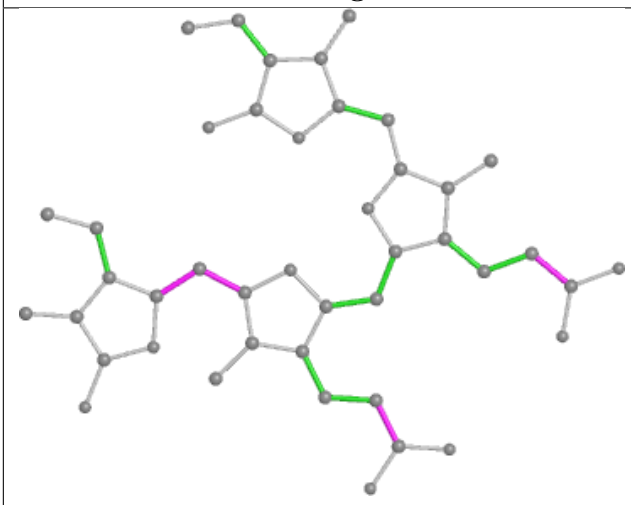

Torsions

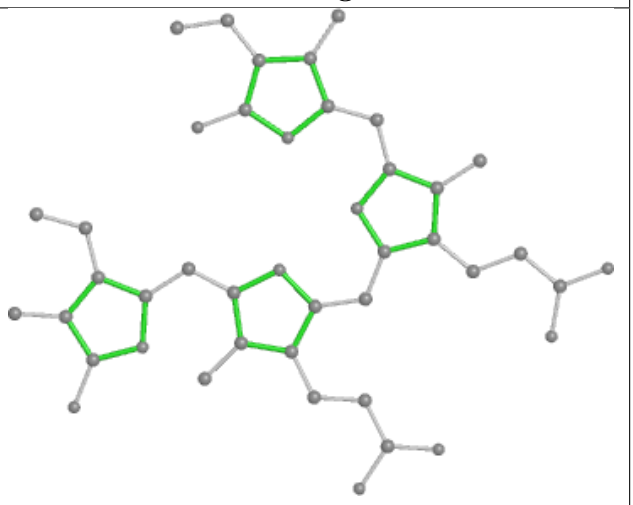

Rings

Ligand PEB dm 201

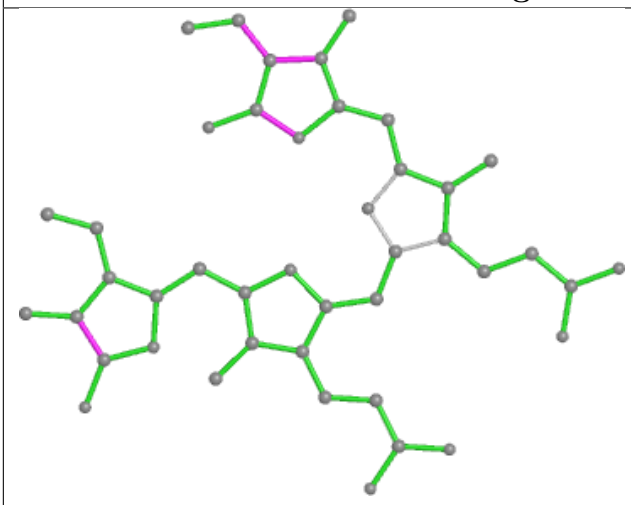

Bond lengths

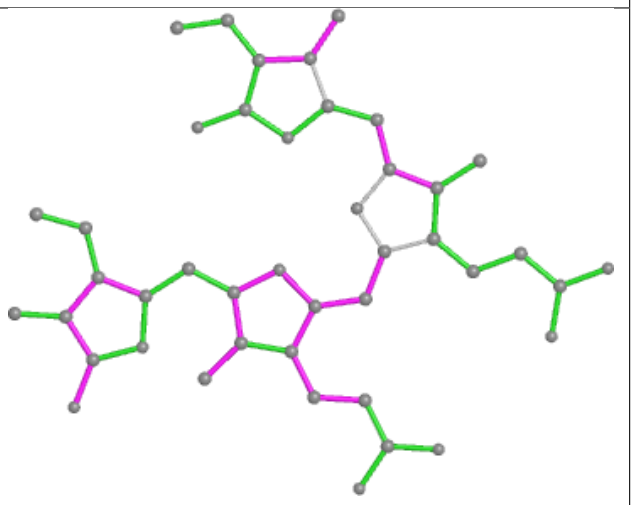

Bond angles

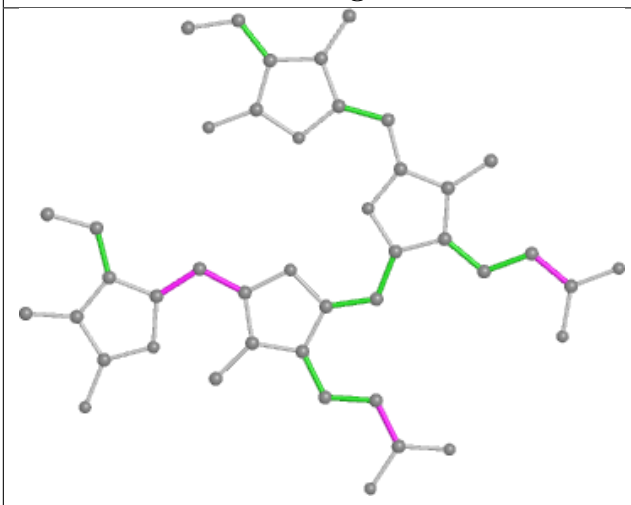

Torsions

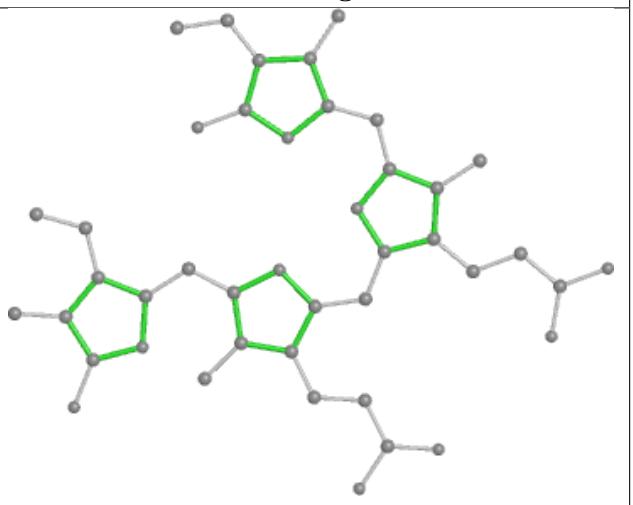

Rings

Ligand PUB dR 203

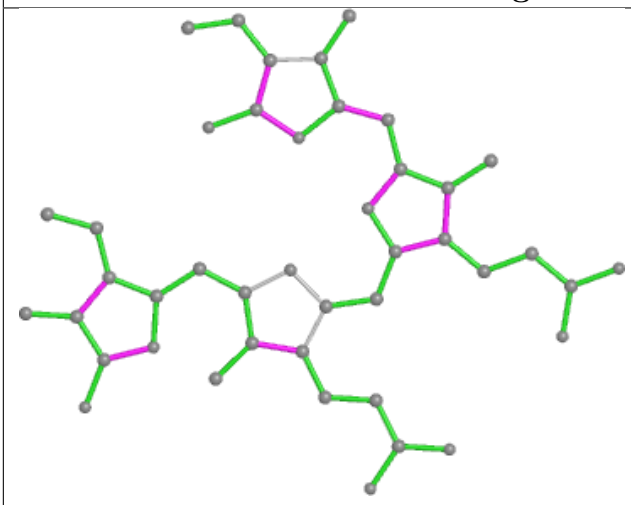

Bond lengths

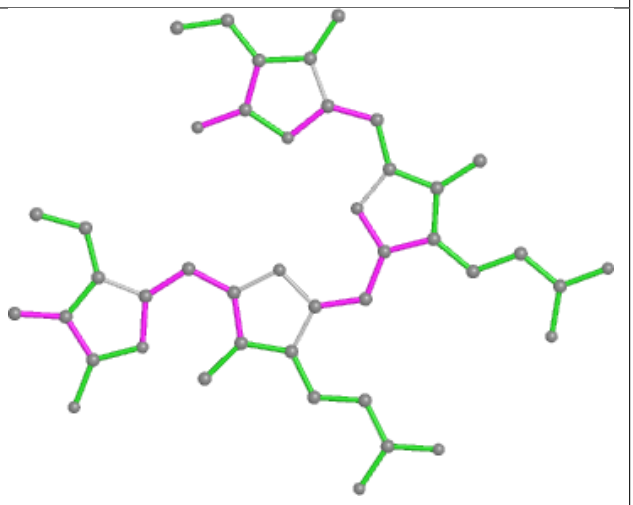

Bond angles

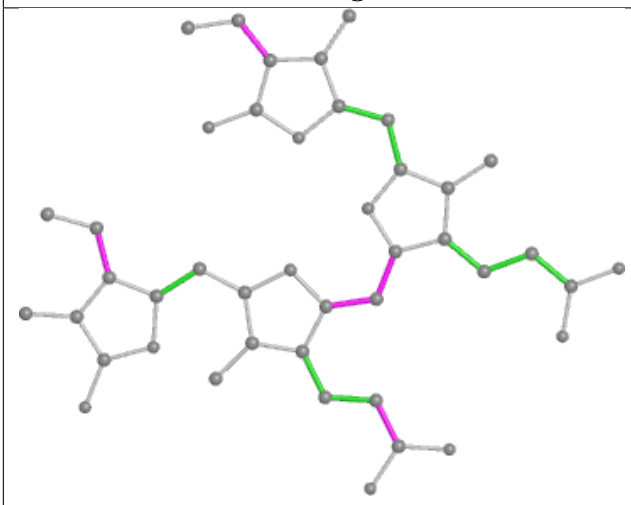

Torsions

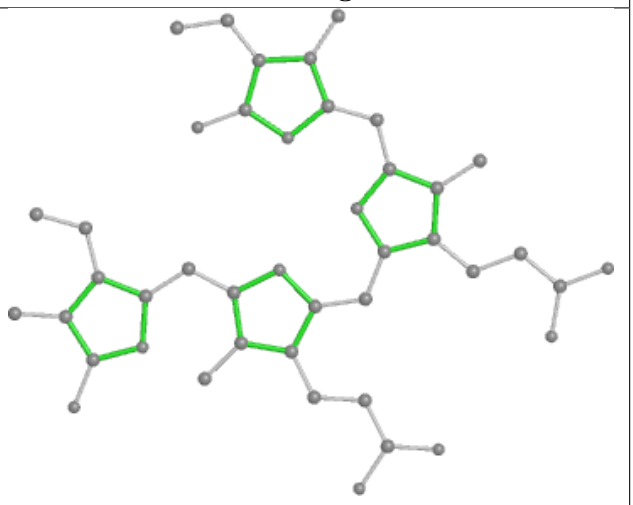

Rings

Ligand PUB eg 203

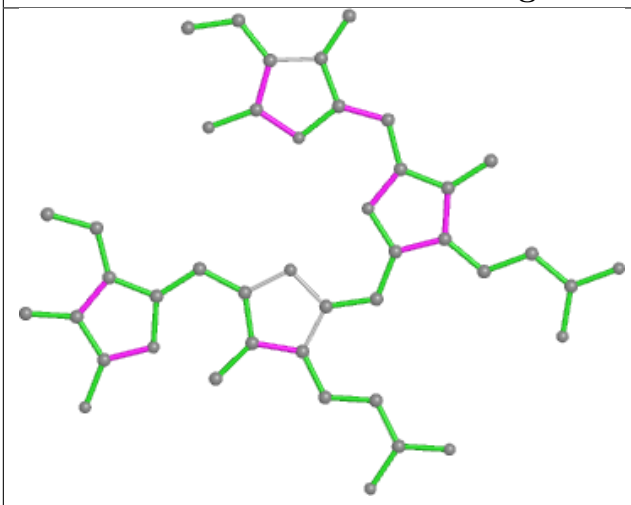

Bond lengths

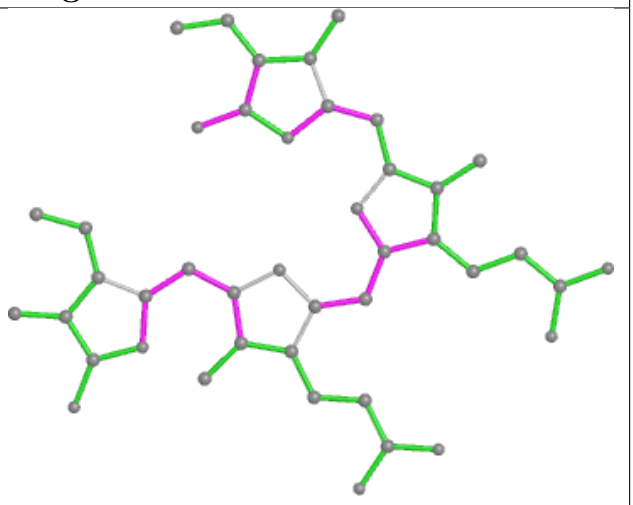

Bond angles

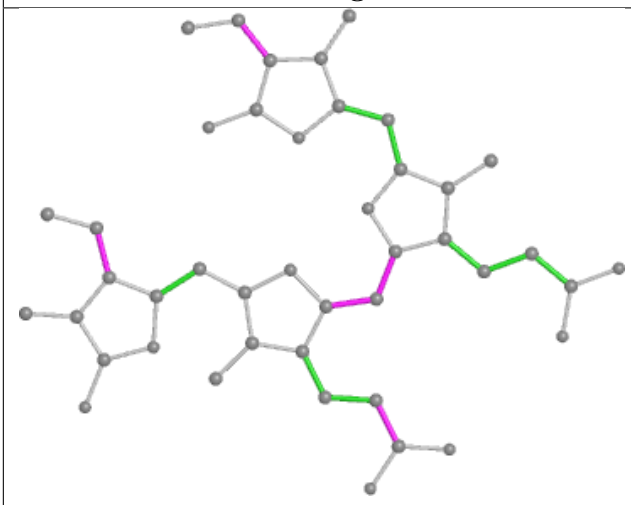

Torsions

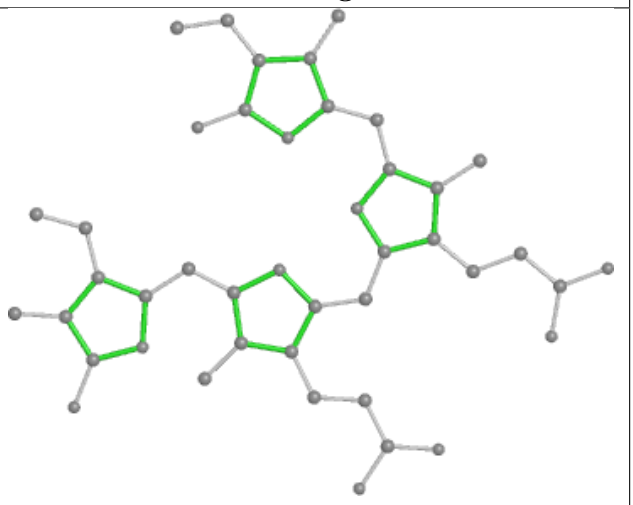

Rings

Ligand PUB dF 203

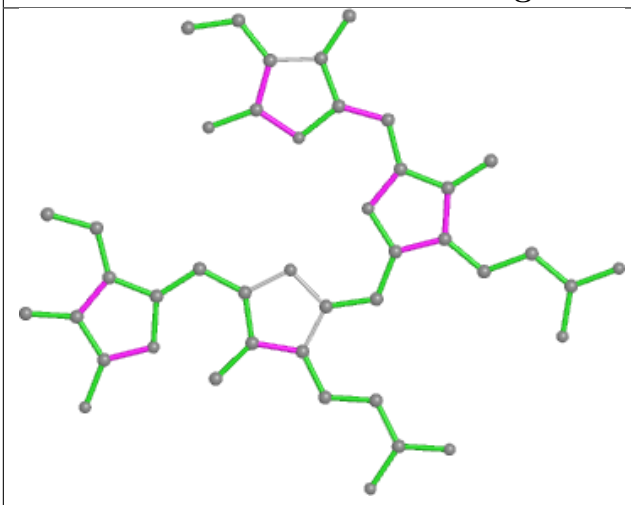

Bond lengths

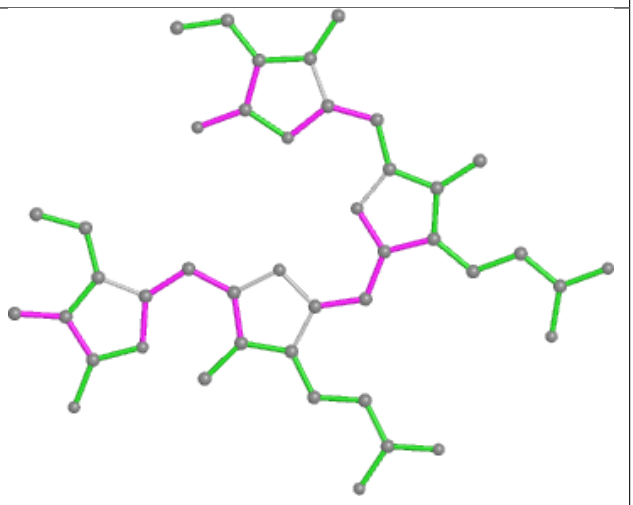

Bond angles

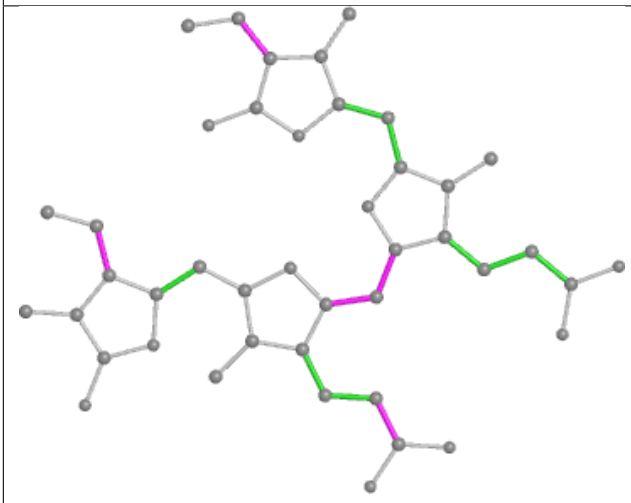

Torsions

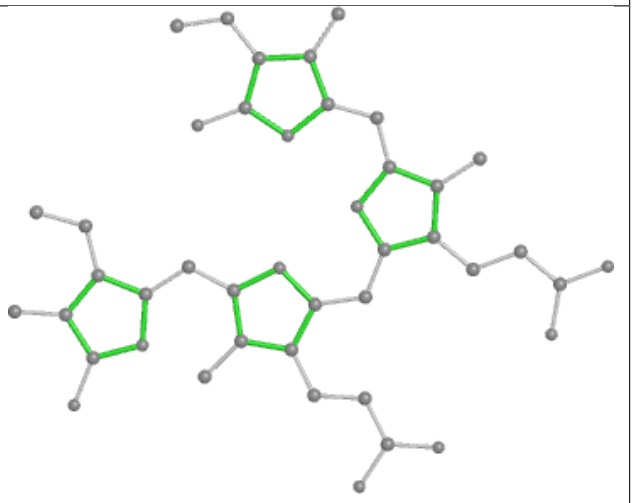

Rings

Ligand PEB bG 201

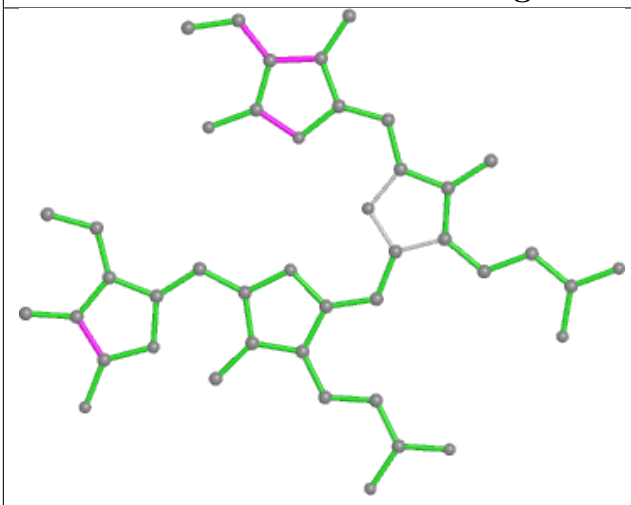

Bond lengths

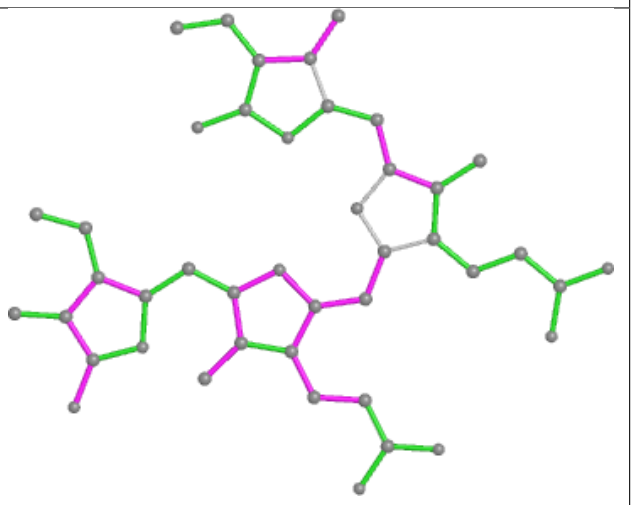

Bond angles

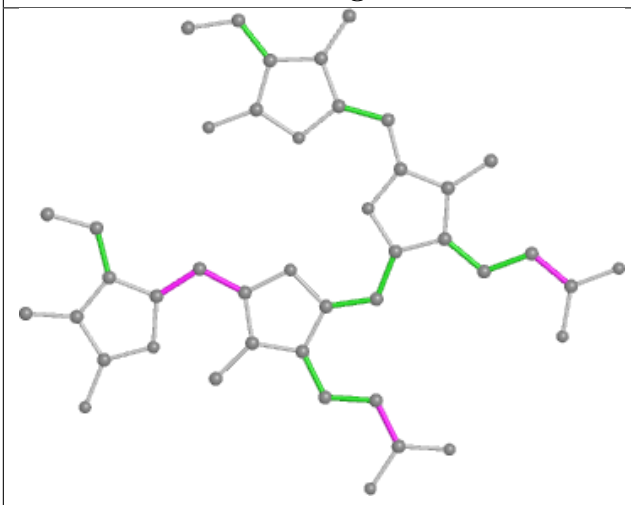

Torsions

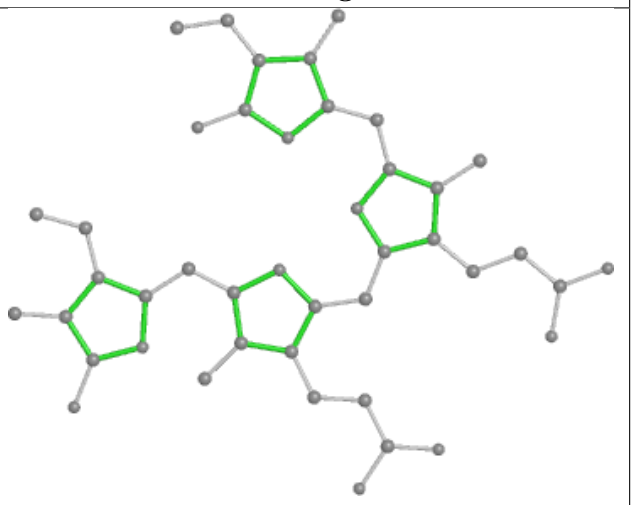

Rings

Ligand PEB j5 201

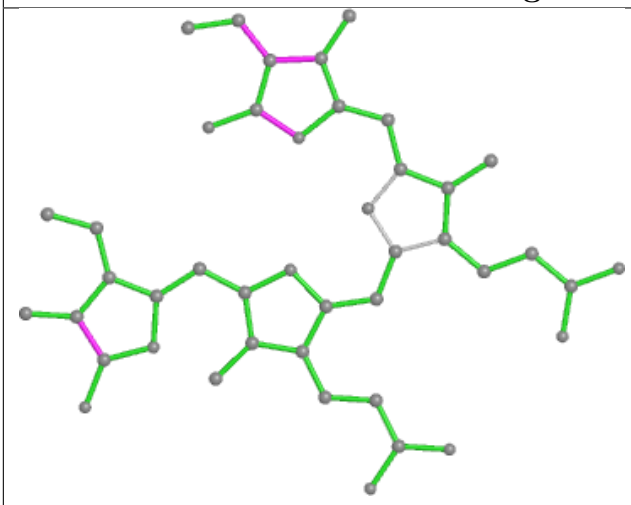

Bond lengths

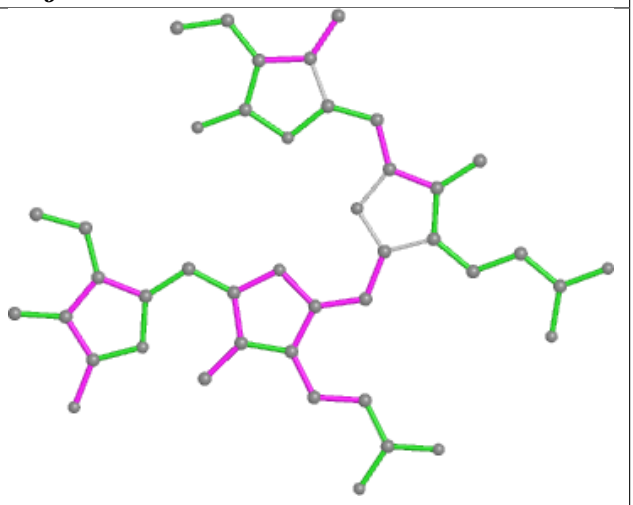

Bond angles

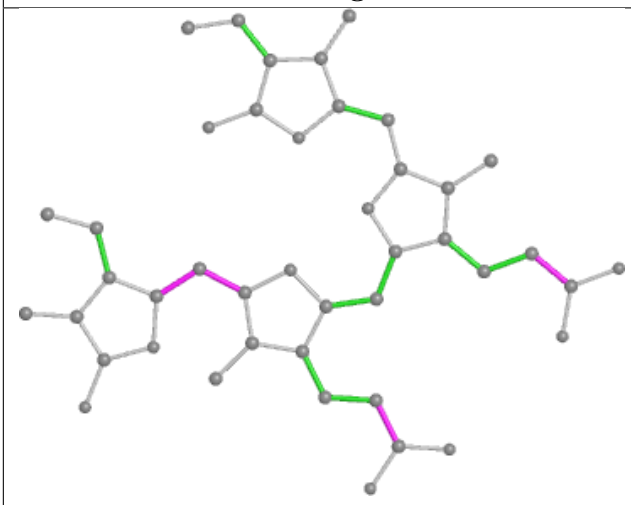

Torsions

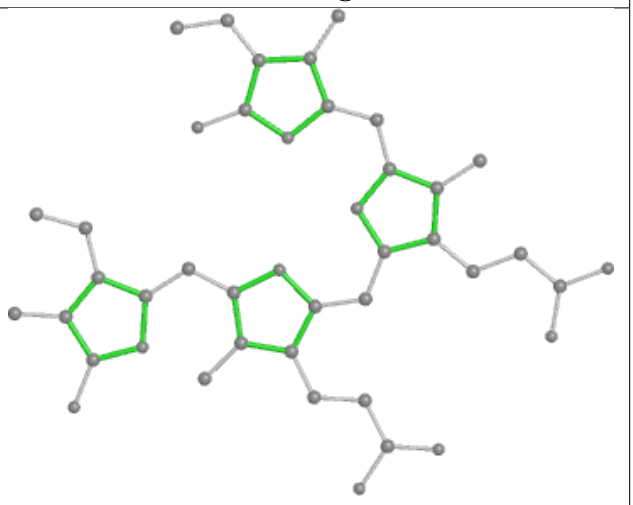

Rings

Ligand PEB bO 201

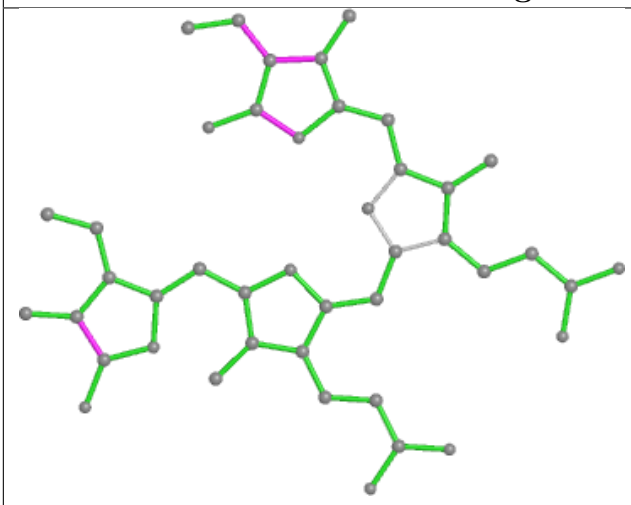

Bond lengths

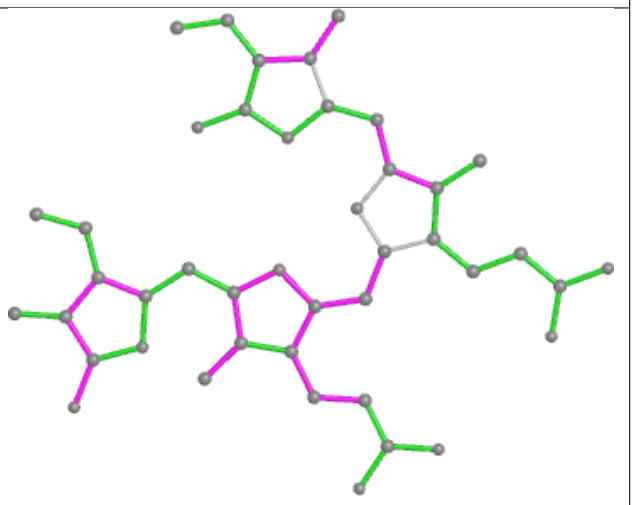

Bond angles

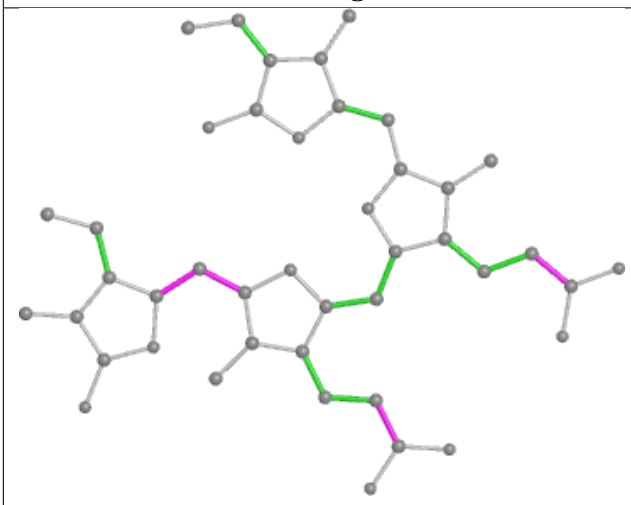

Torsions

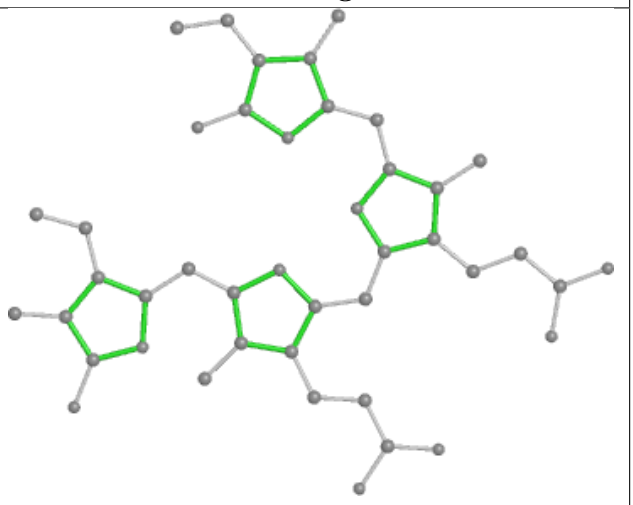

Rings

Ligand PUB H2 202

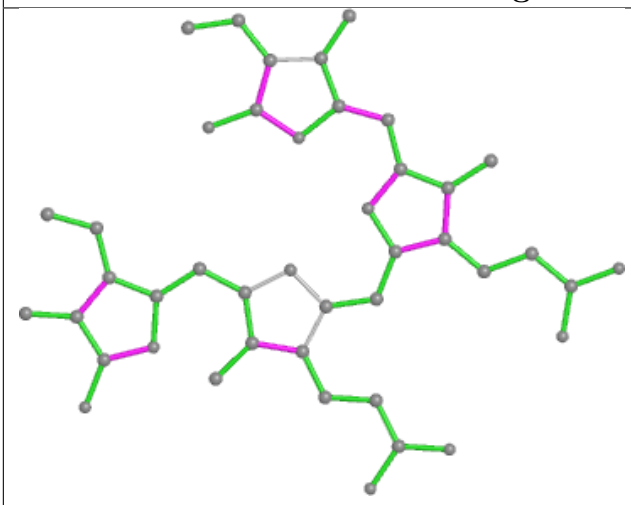

Bond lengths

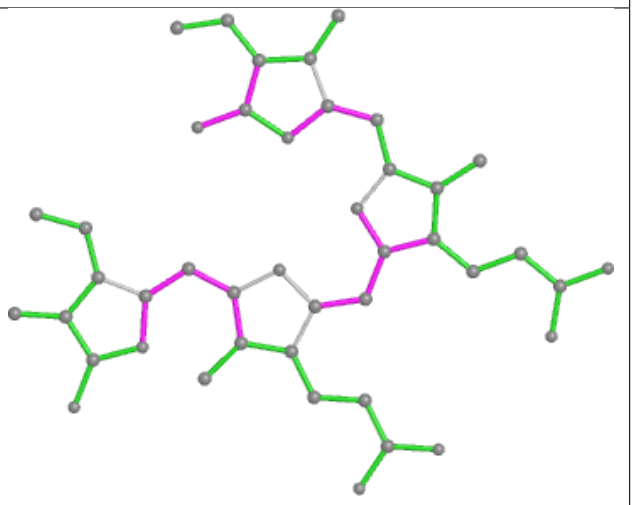

Bond angles

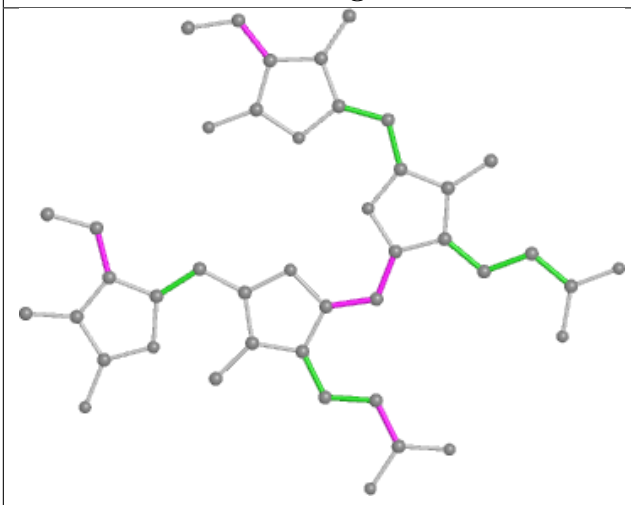

Torsions

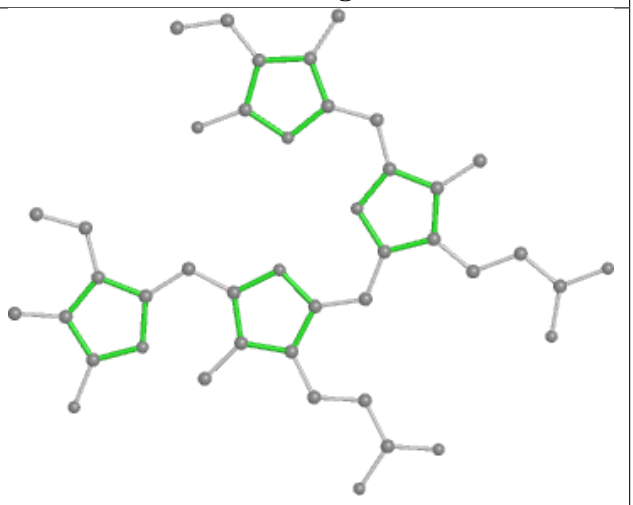

Rings

Ligand PEB A7 201

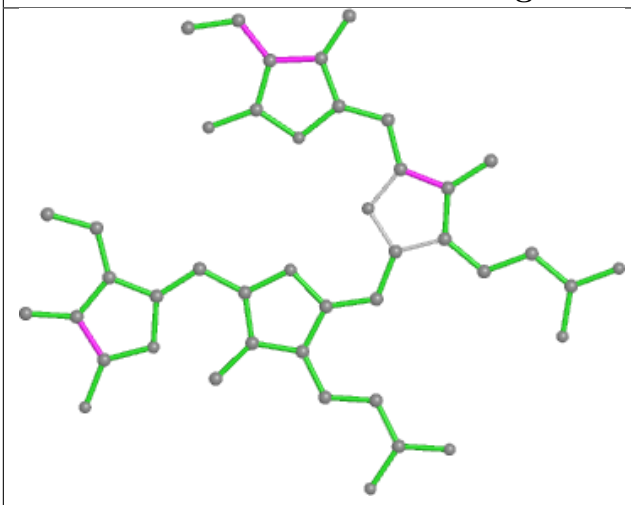

Bond lengths

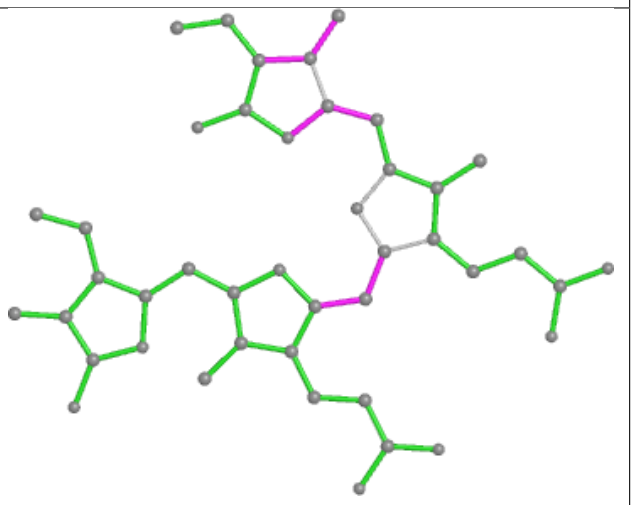

Bond angles

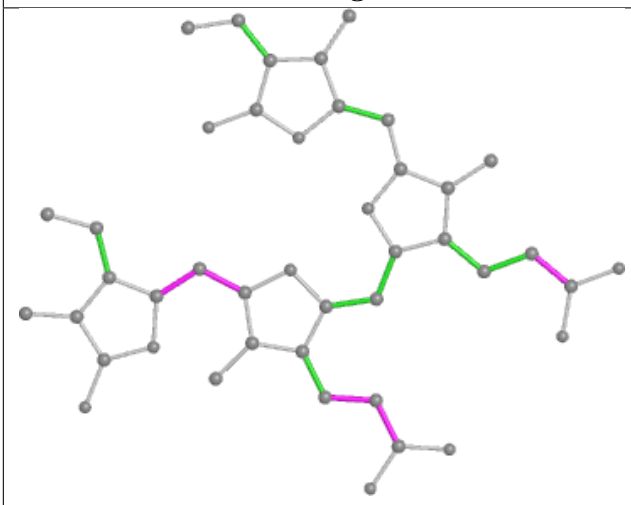

Torsions

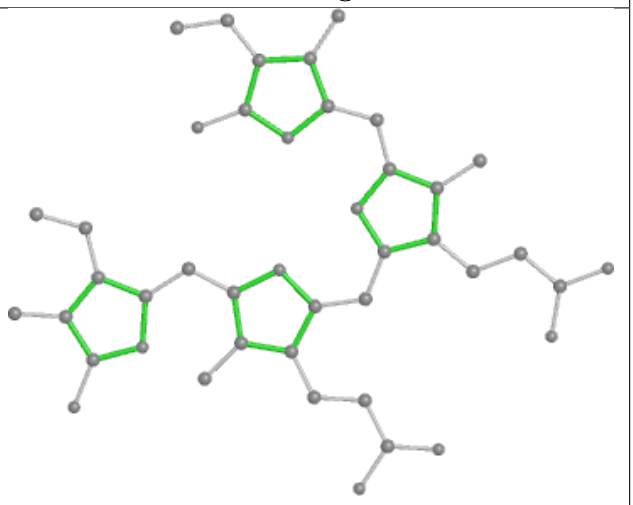

Rings

Ligand PEB D2 301

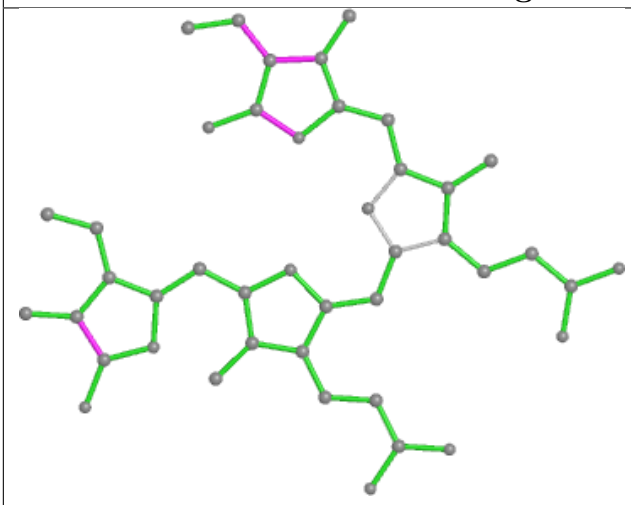

Bond lengths

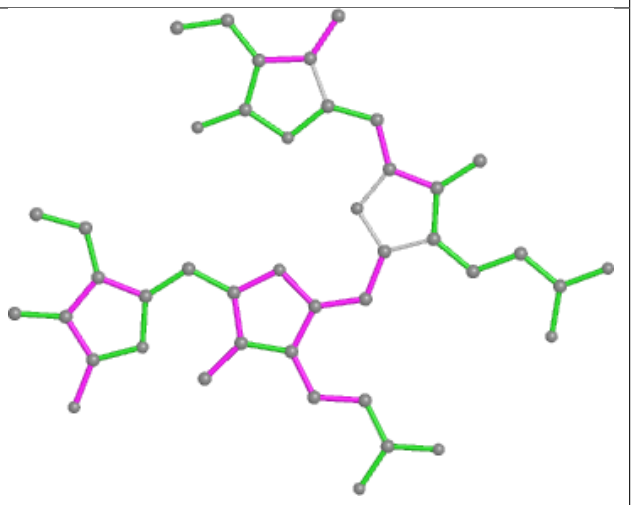

Bond angles

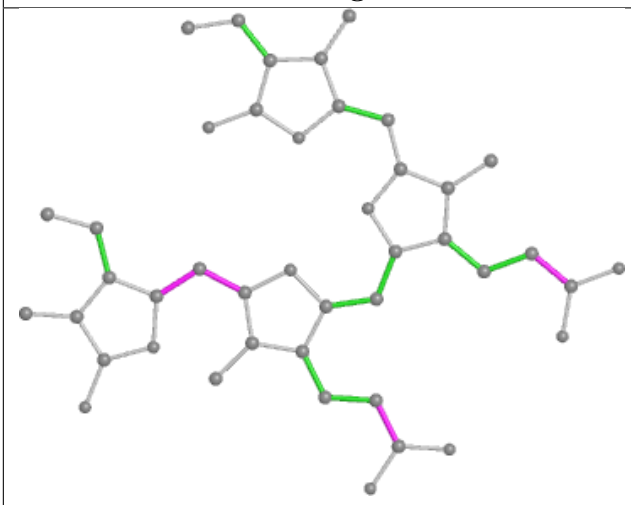

Torsions

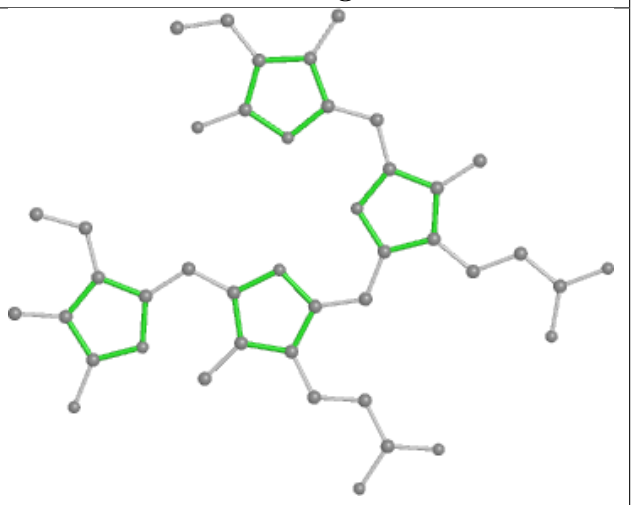

Rings

Ligand PEB bq 202

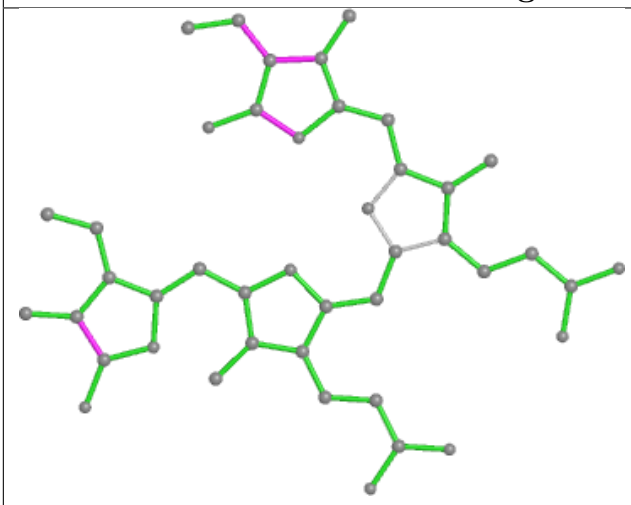

Bond lengths

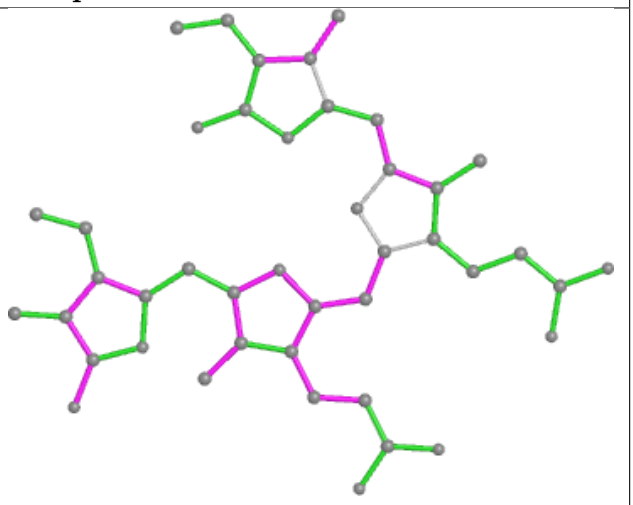

Bond angles

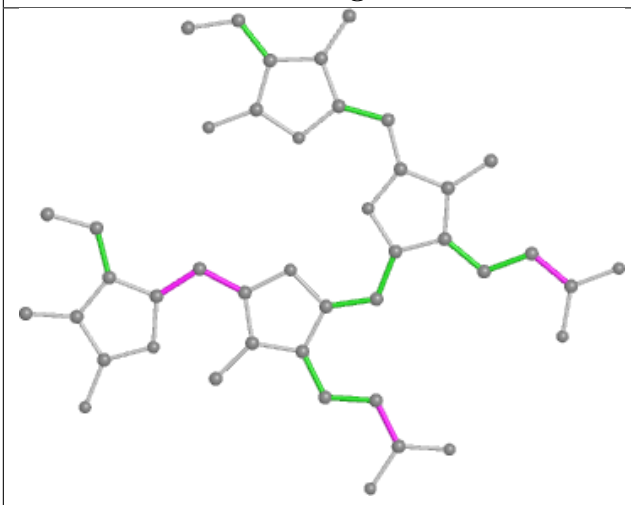

Torsions

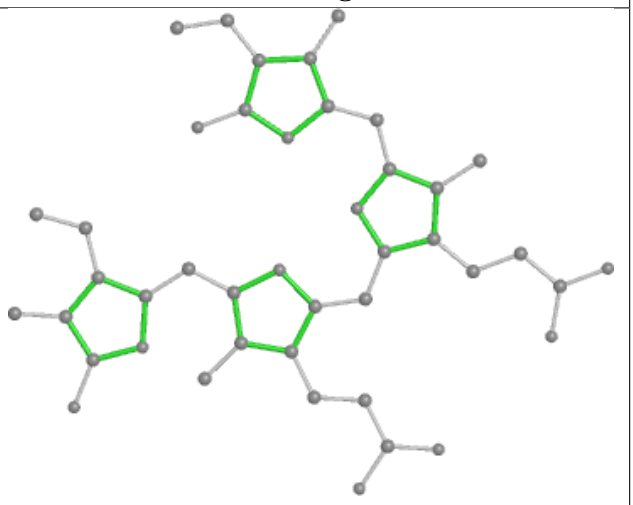

Rings

Ligand PEB lh 201

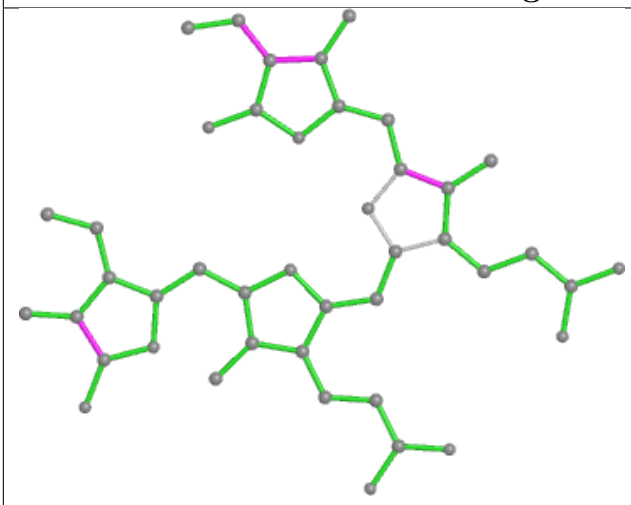

Bond lengths

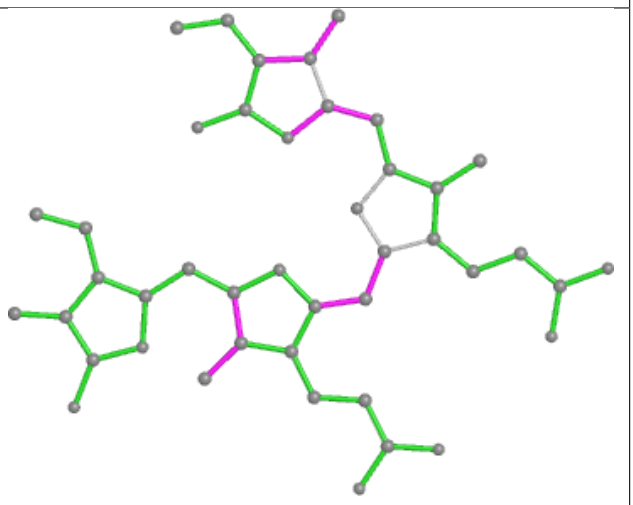

Bond angles

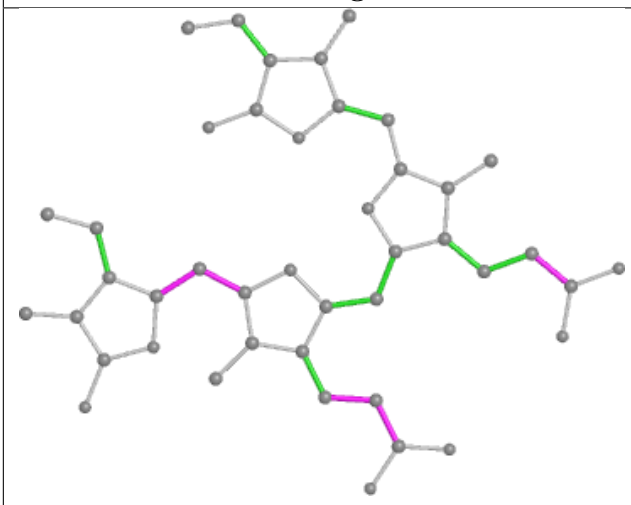

Torsions

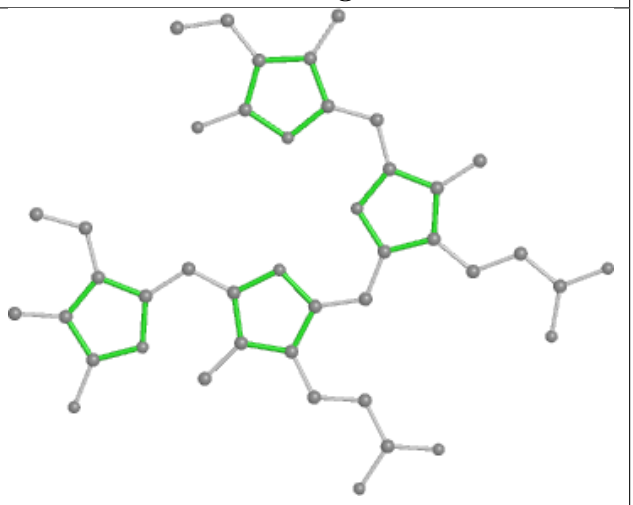

Rings

Ligand PUB c9 304

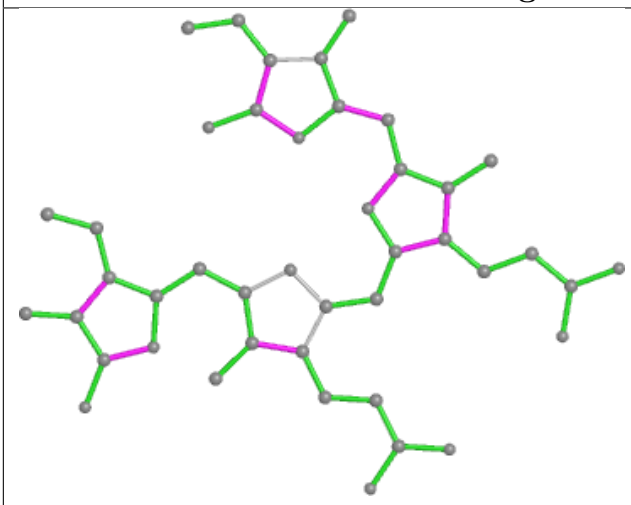

Bond lengths

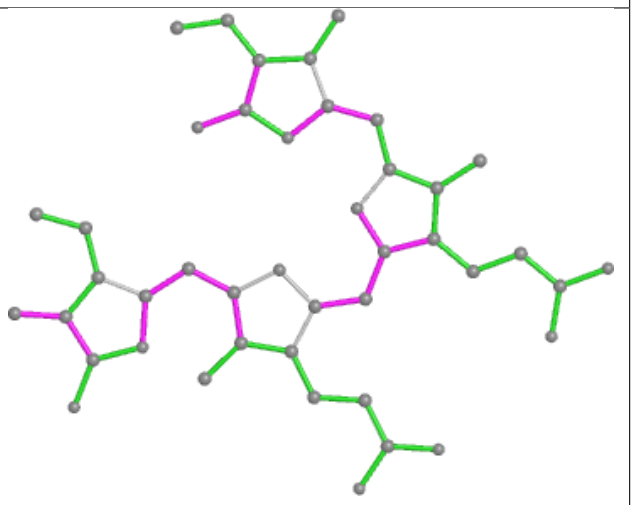

Bond angles

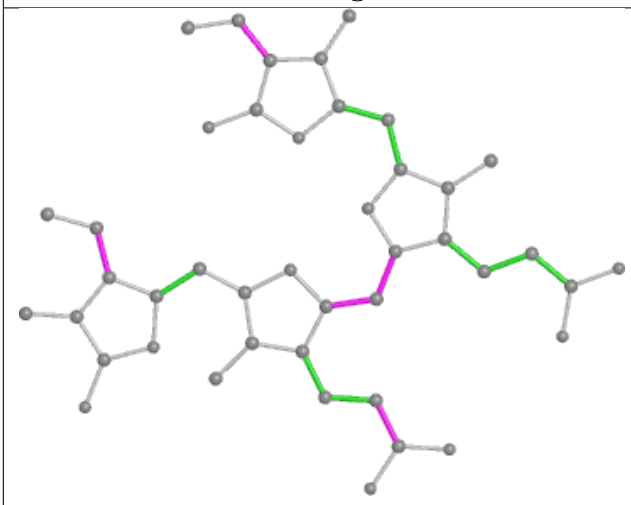

Torsions

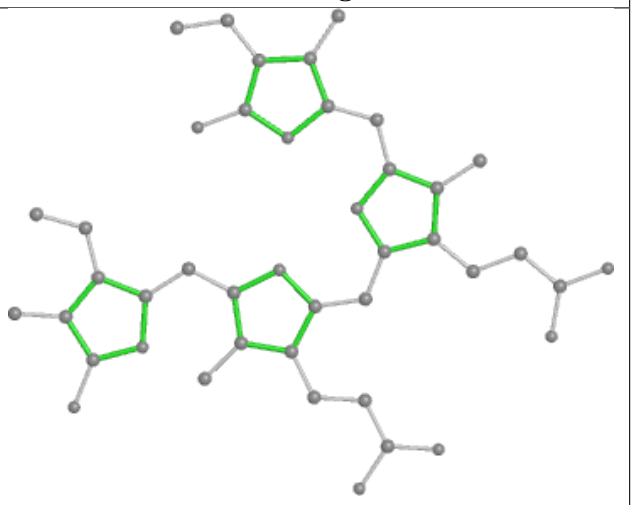

Rings

Ligand PUB r9 203

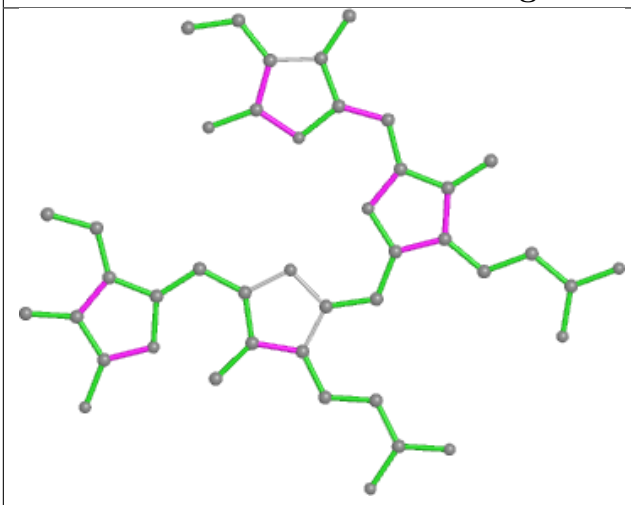

Bond lengths

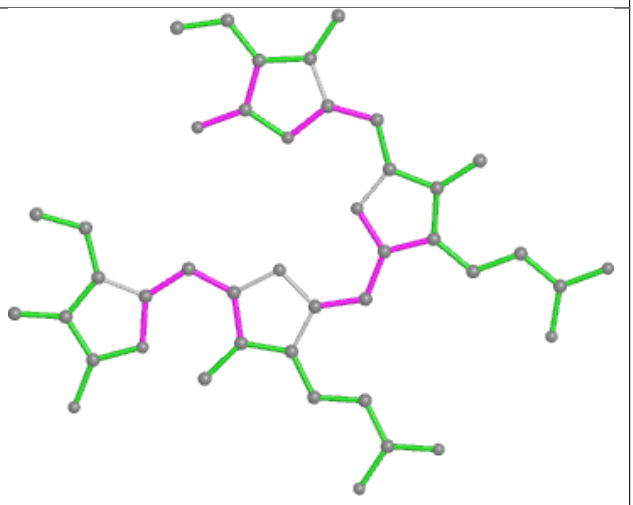

Bond angles

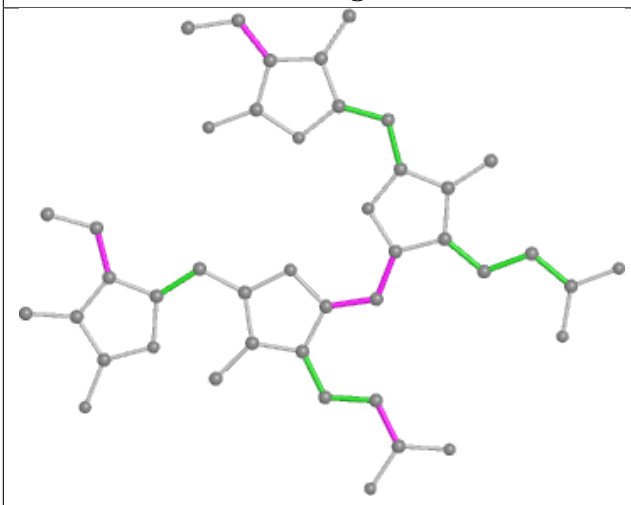

Torsions

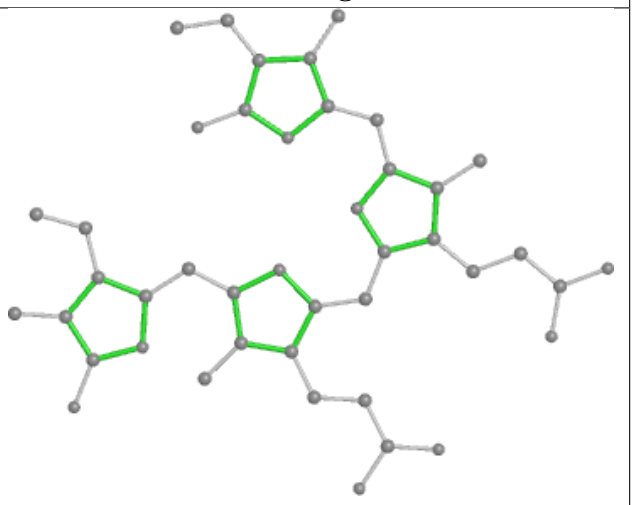

Rings

Ligand PUB ey 1005

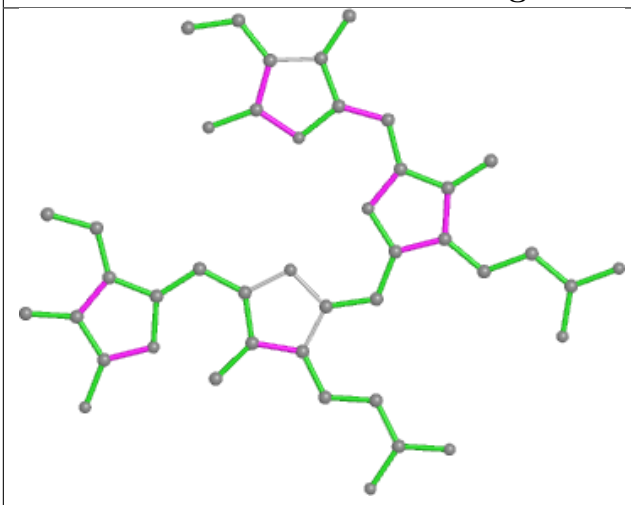

Bond lengths

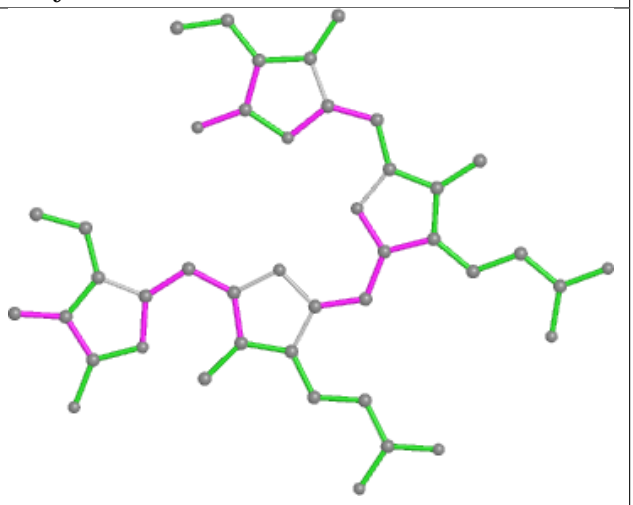

Bond angles

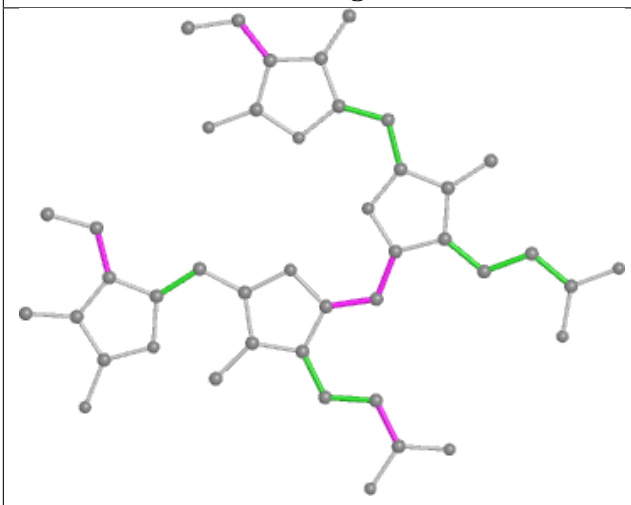

Torsions

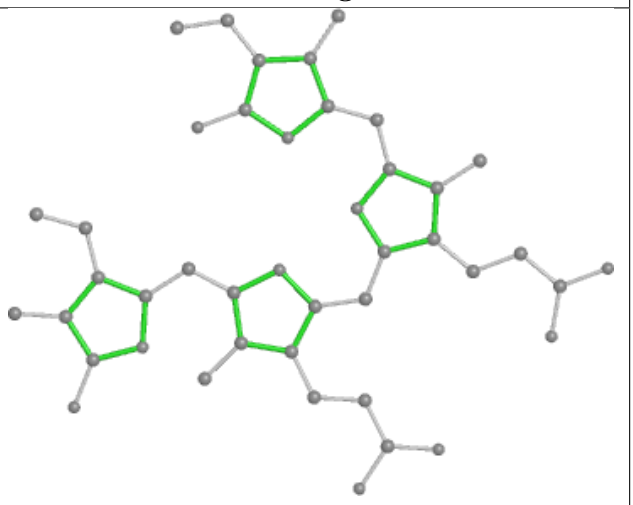

Rings

Ligand PEB t3 201

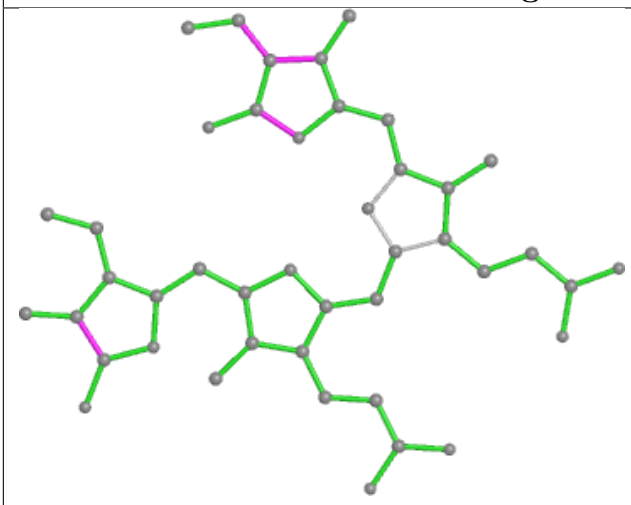

Bond lengths

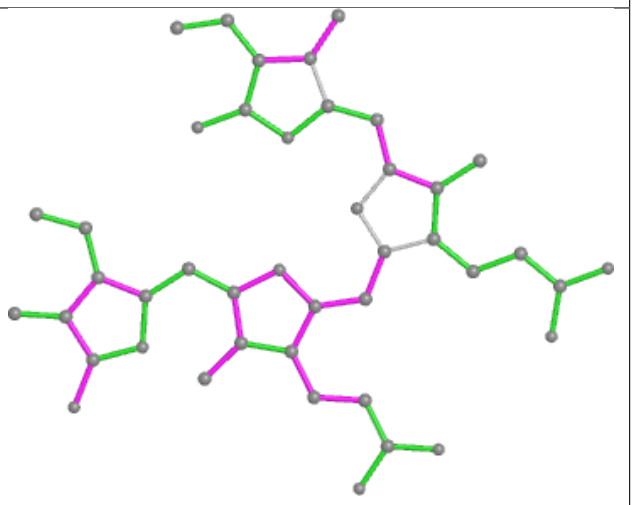

Bond angles

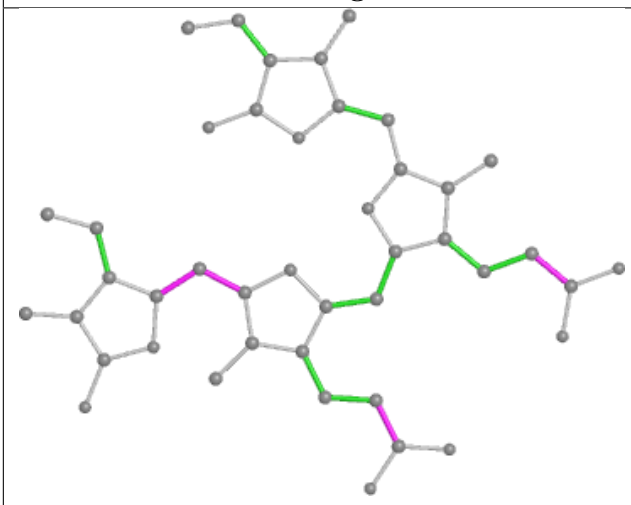

Torsions

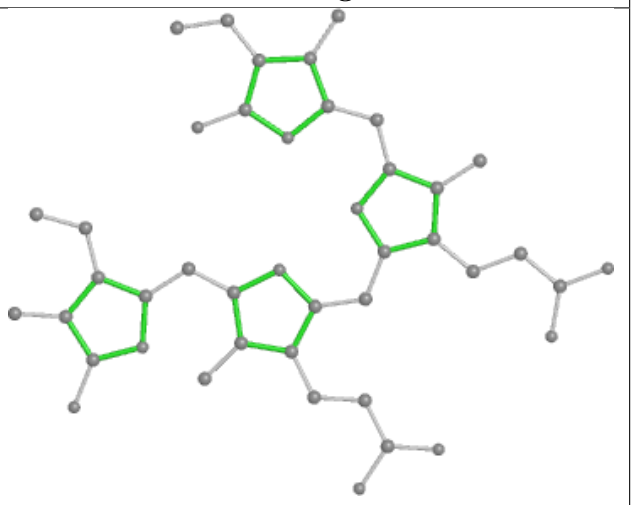

Rings

Ligand PEB E6 201

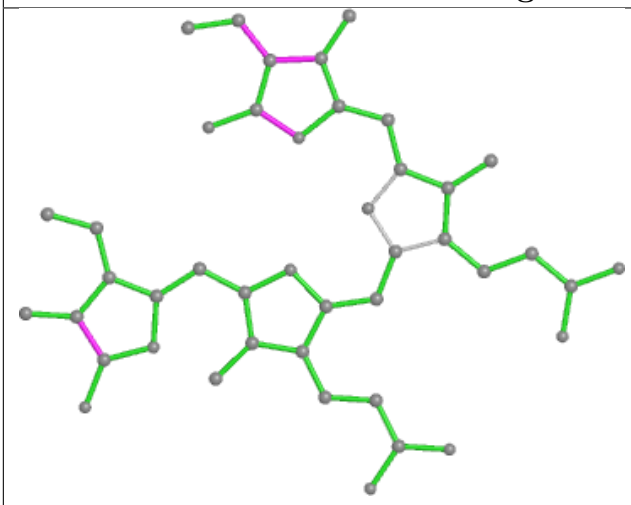

Bond lengths

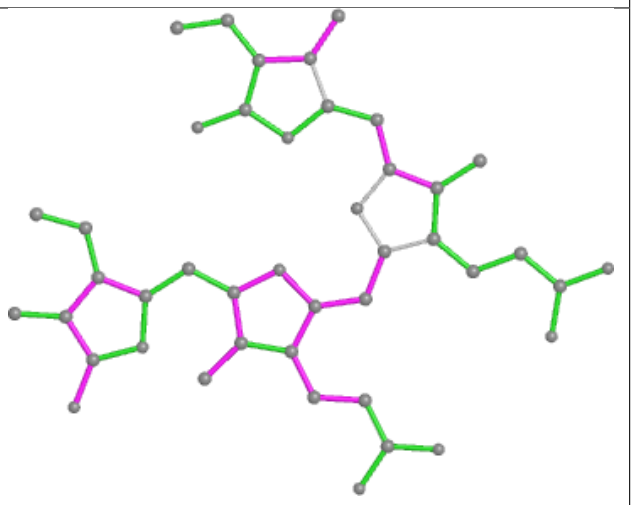

Bond angles

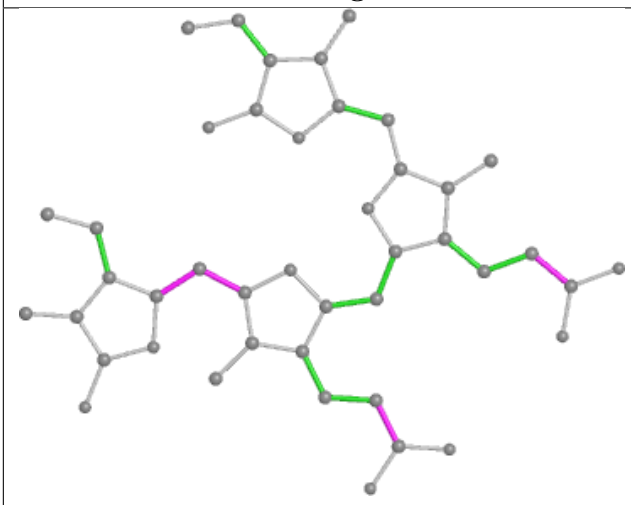

Torsions

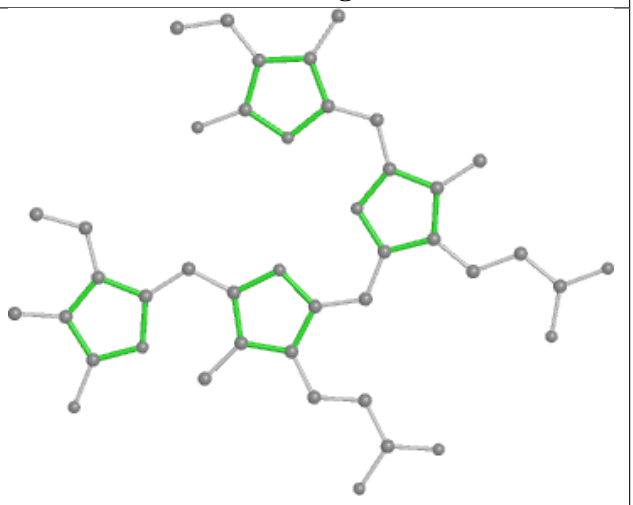

Rings

Ligand PEB aT 201

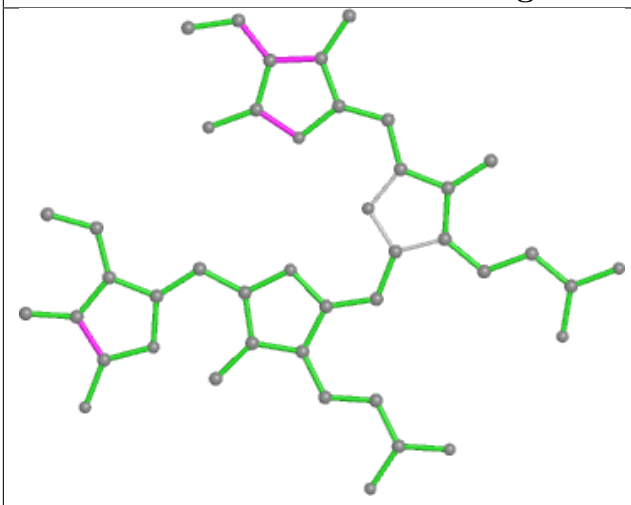

Bond lengths

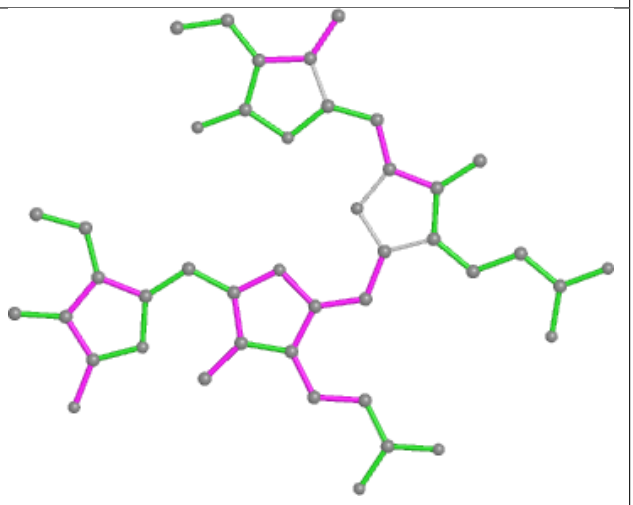

Bond angles

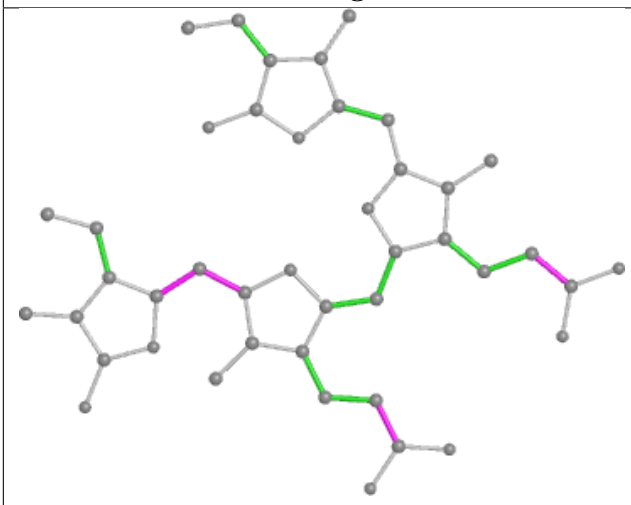

Torsions

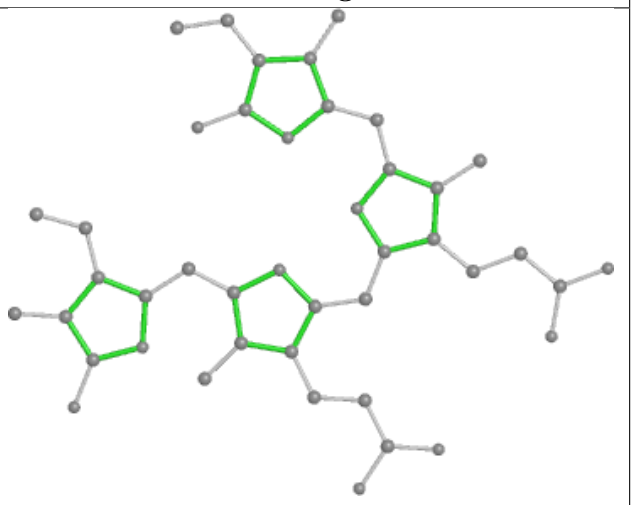

Rings

Ligand PUB b8 1006

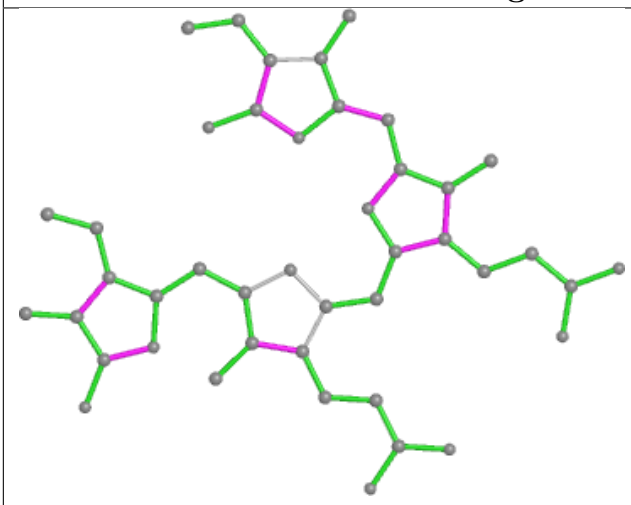

Bond lengths

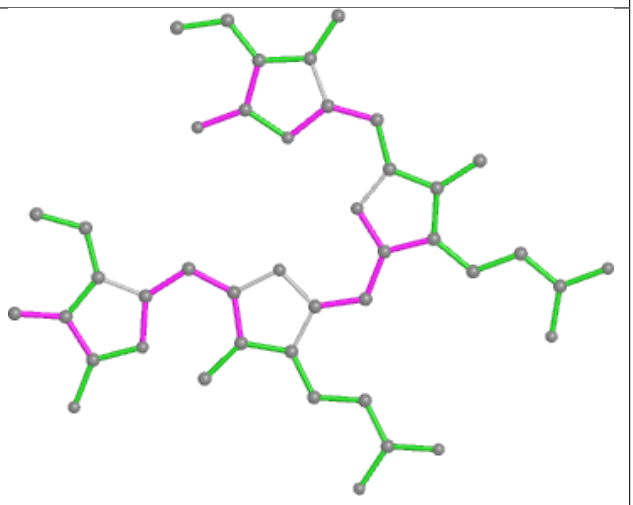

Bond angles

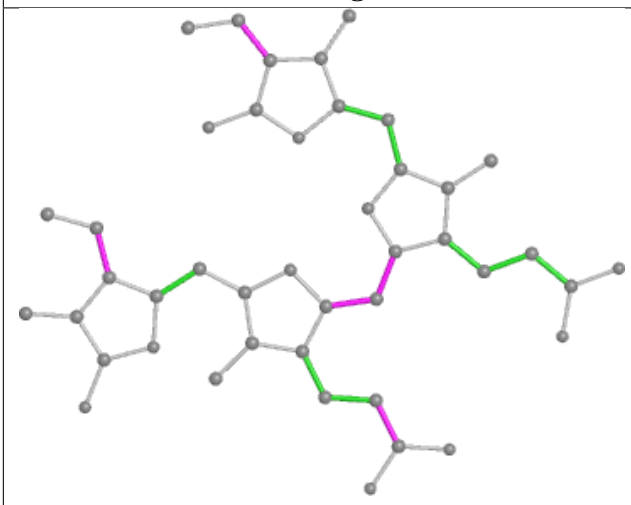

Torsions

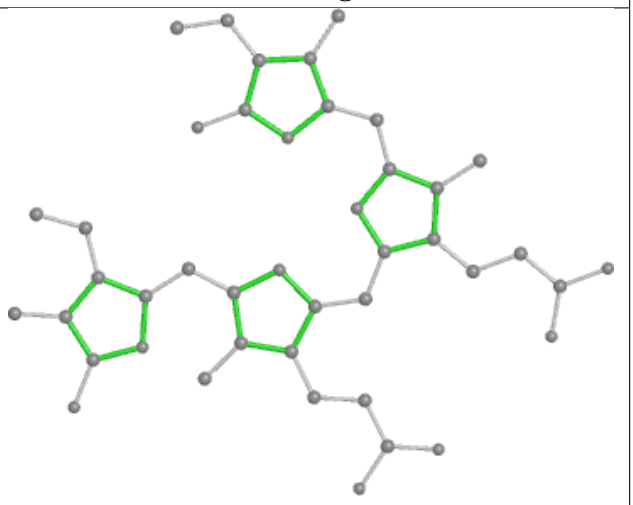

Rings

Ligand PEB N9 201

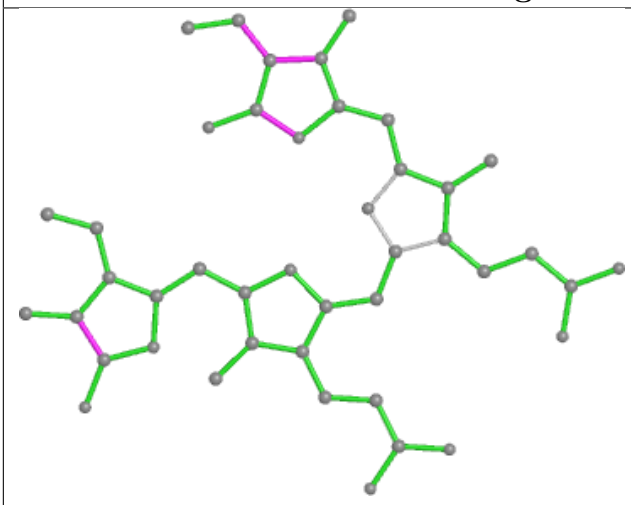

Bond lengths

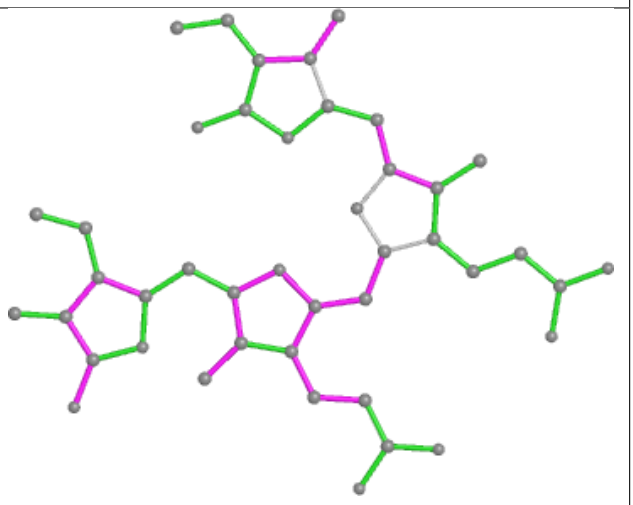

Bond angles

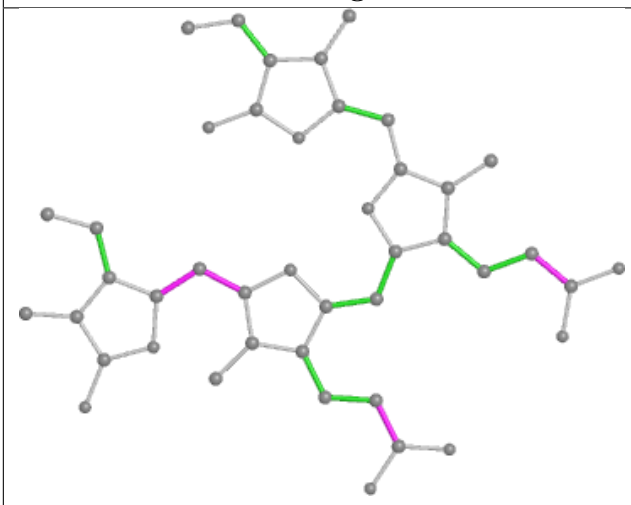

Torsions

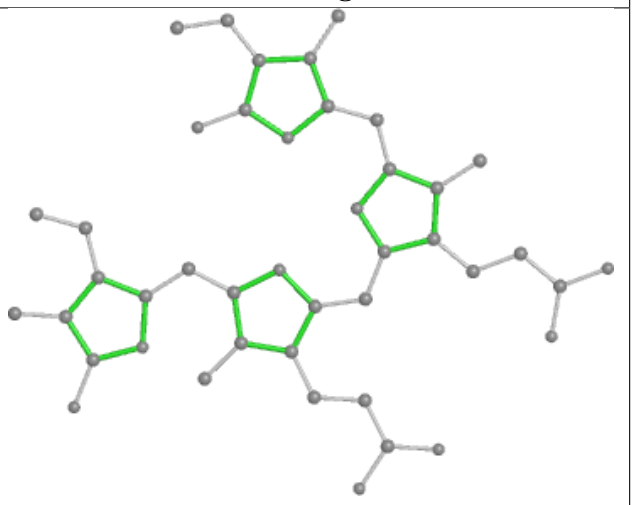

Rings

Ligand PEB w3 201

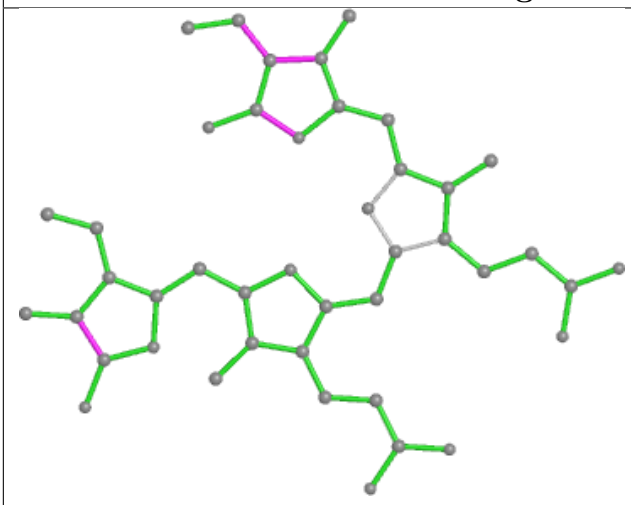

Bond lengths

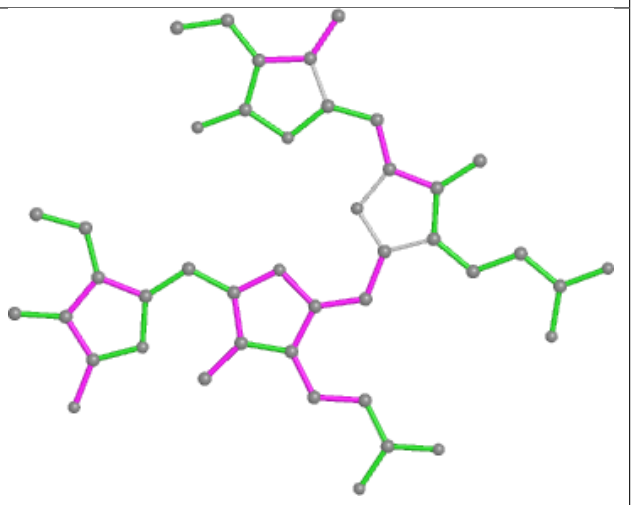

Bond angles

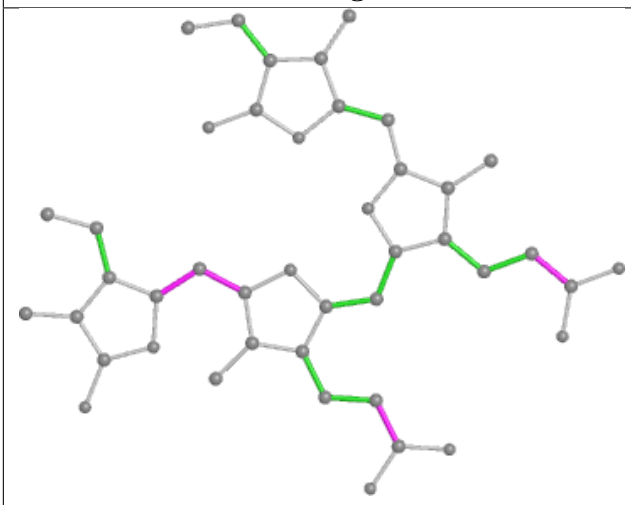

Torsions

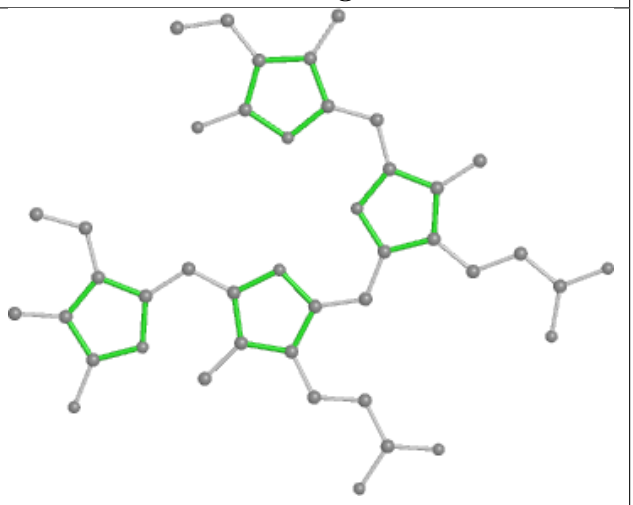

Rings

Ligand PEB cq 201

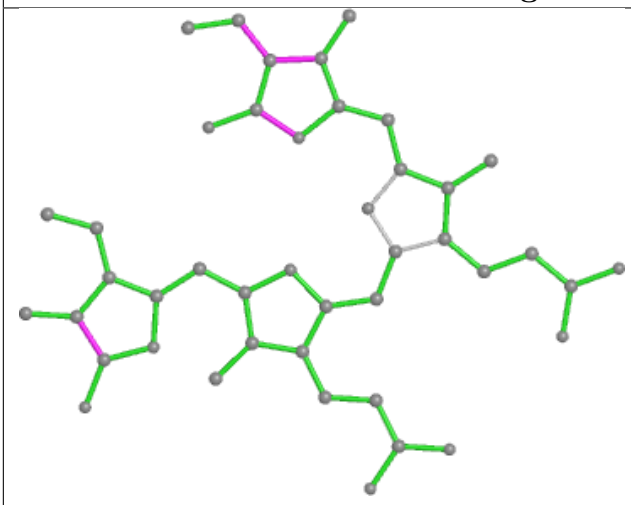

Bond lengths

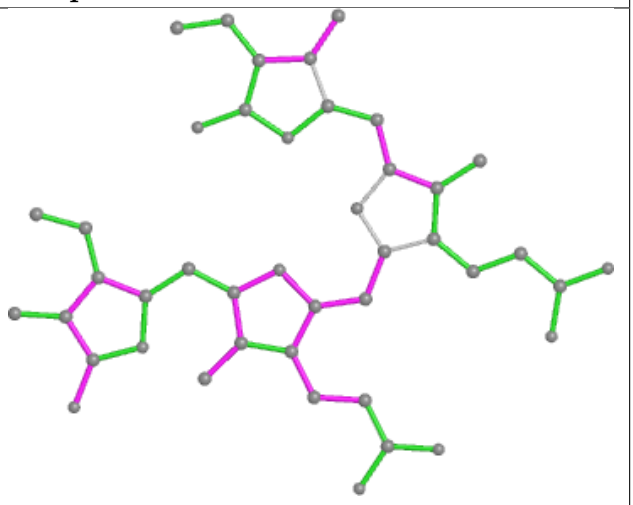

Bond angles

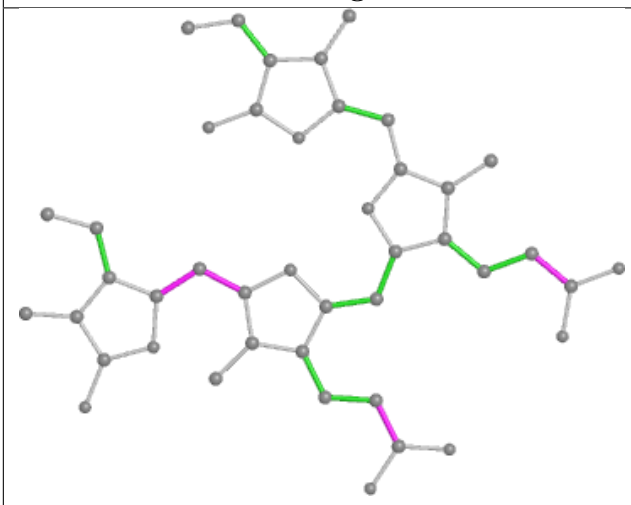

Torsions

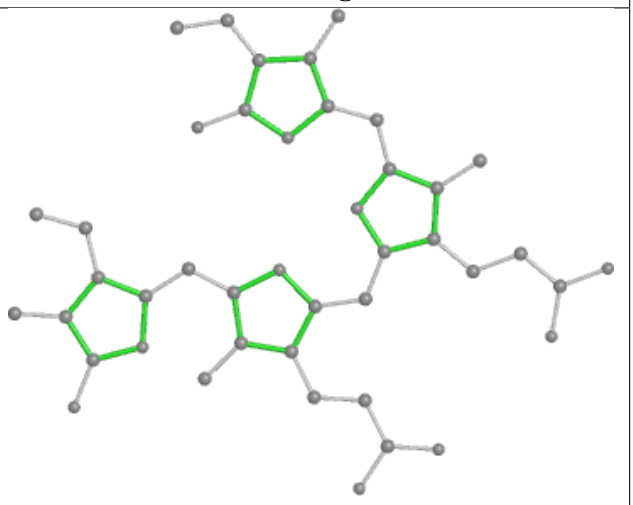

Rings

Ligand PEB E4 201

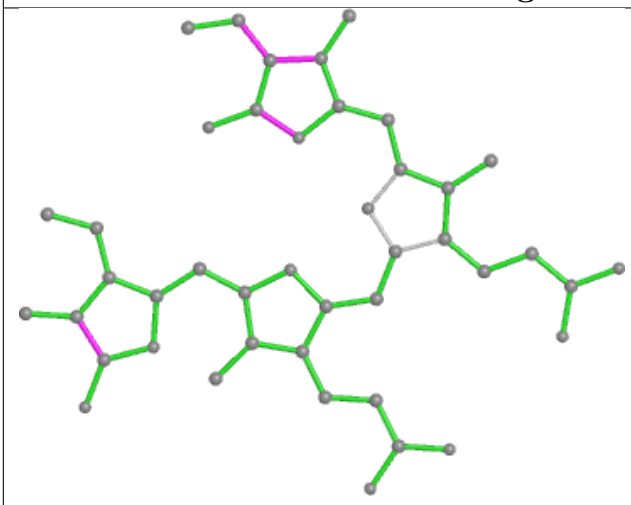

Bond lengths

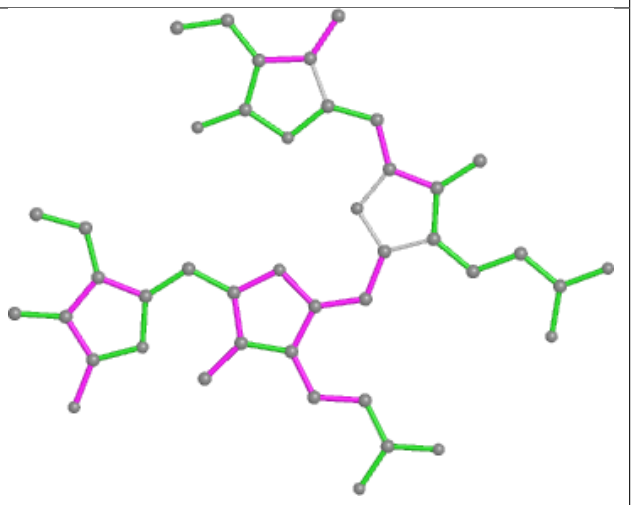

Bond angles

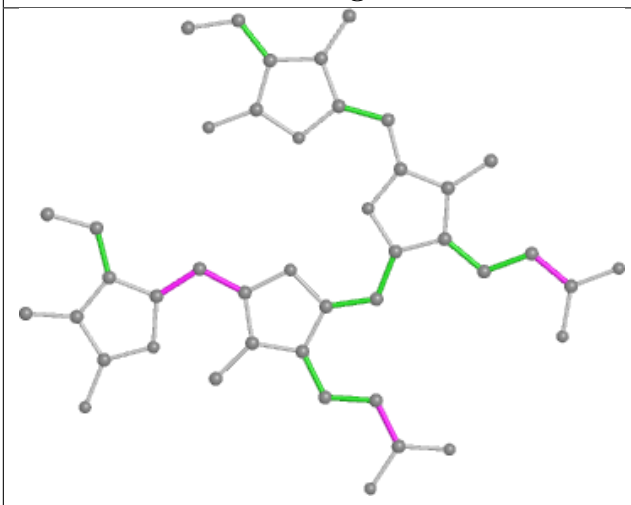

Torsions

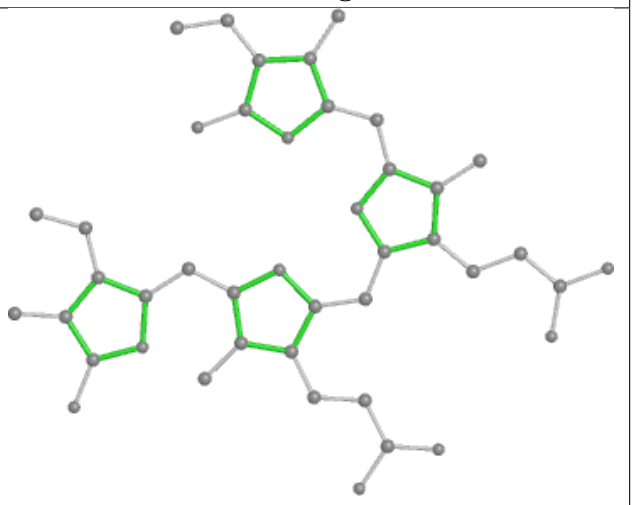

Rings

Ligand PEB R6 201

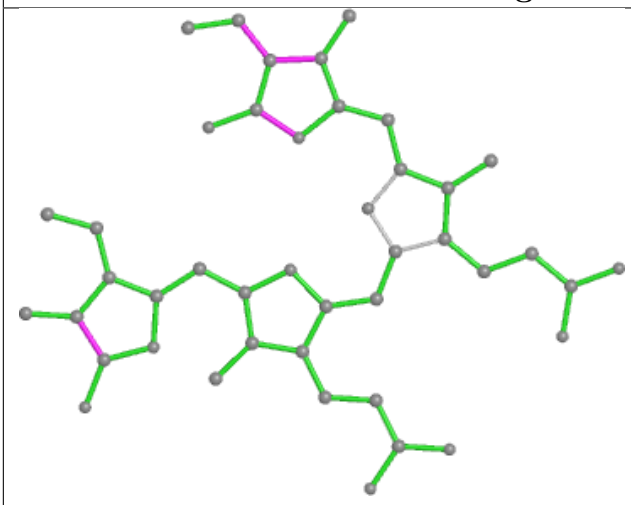

Bond lengths

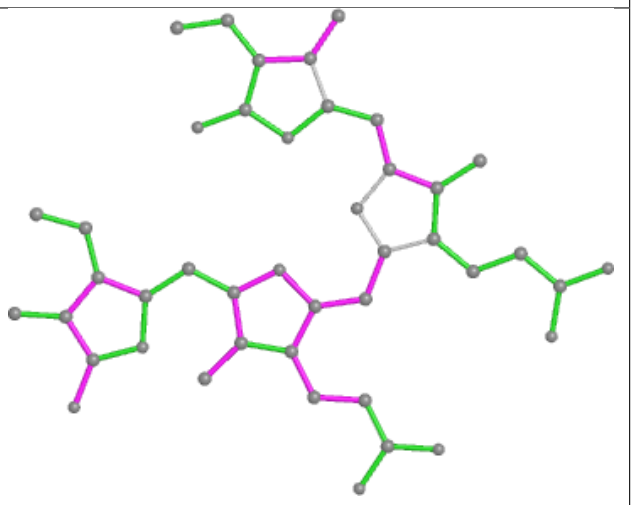

Bond angles

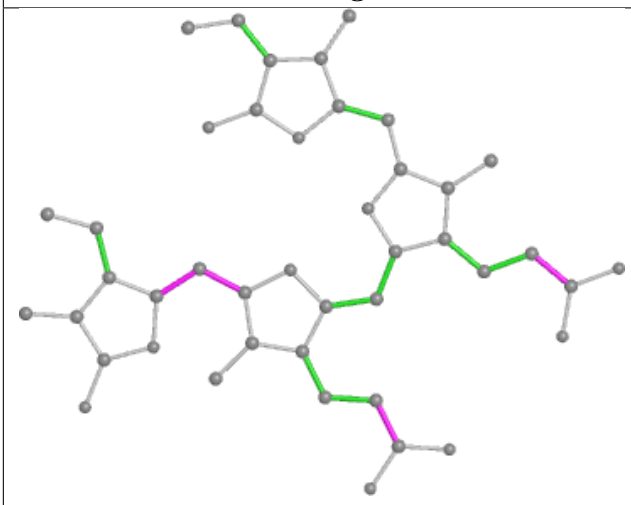

Torsions

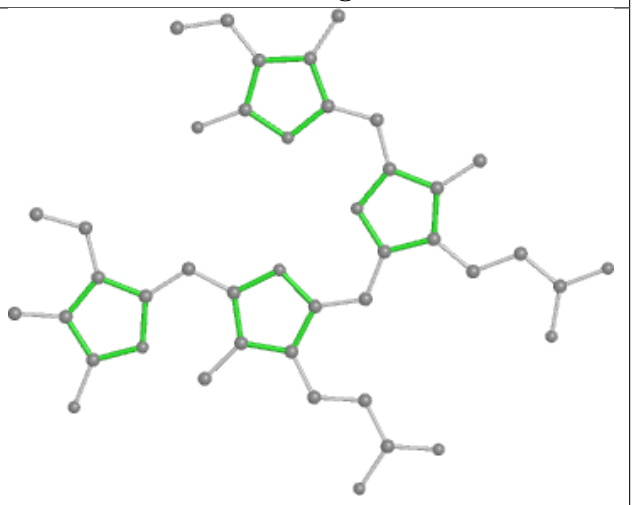

Rings

Ligand PUB kX 1003

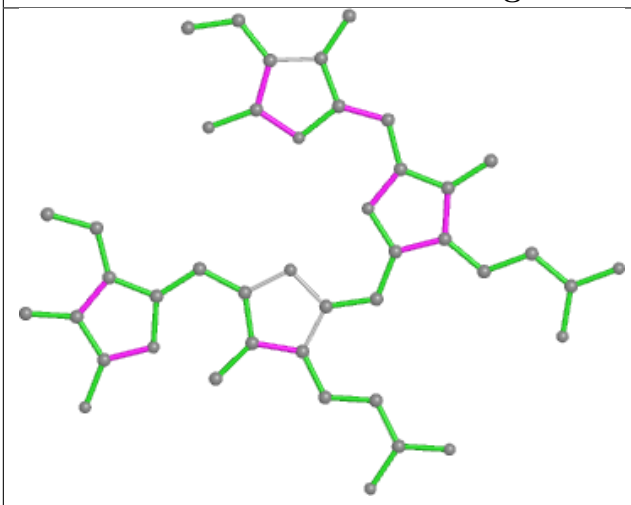

Bond lengths

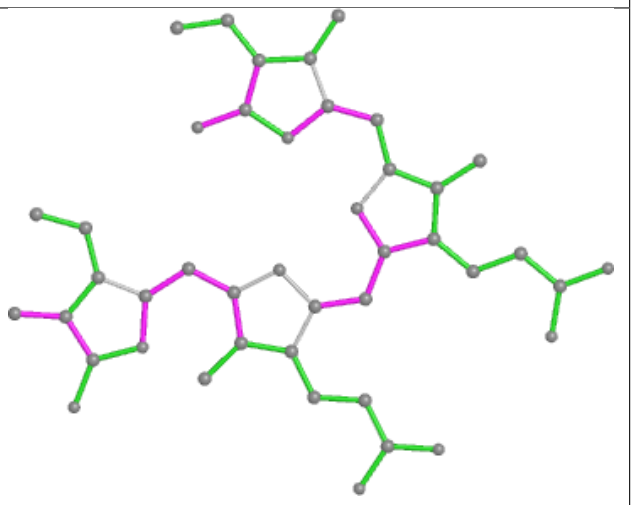

Bond angles

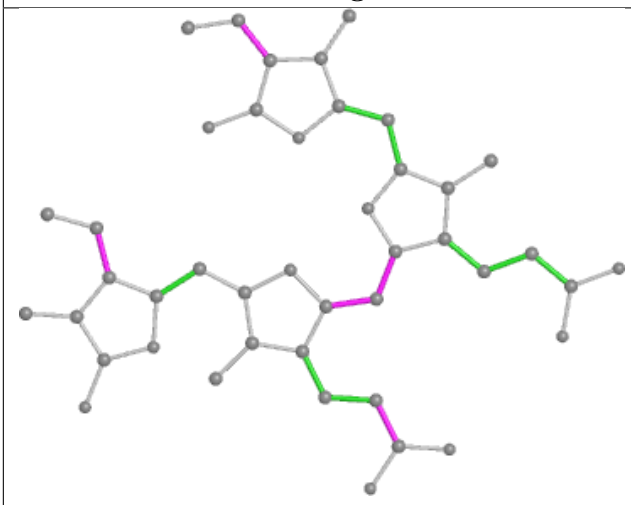

Torsions

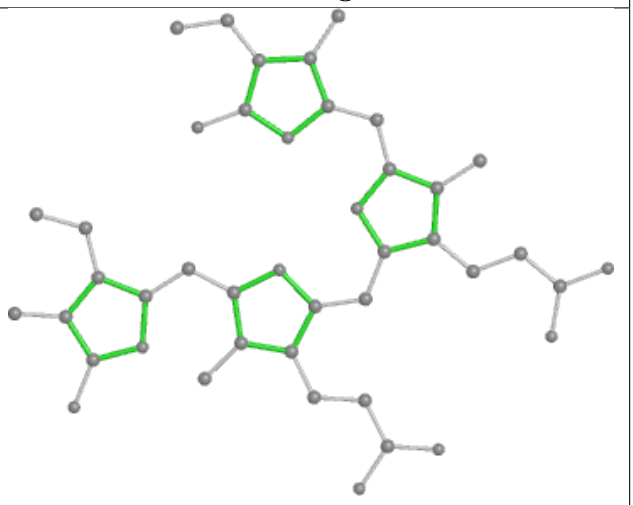

Rings

Ligand PEB x9 201

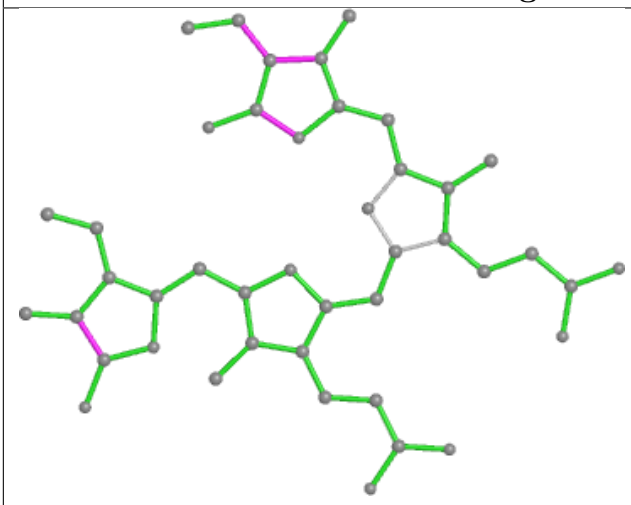

Bond lengths

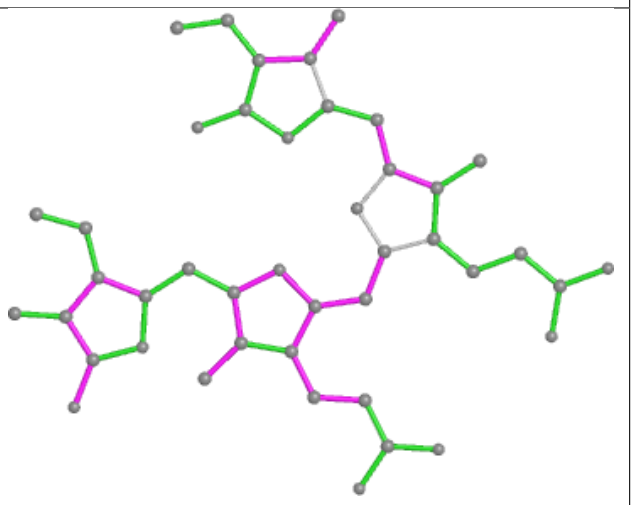

Bond angles

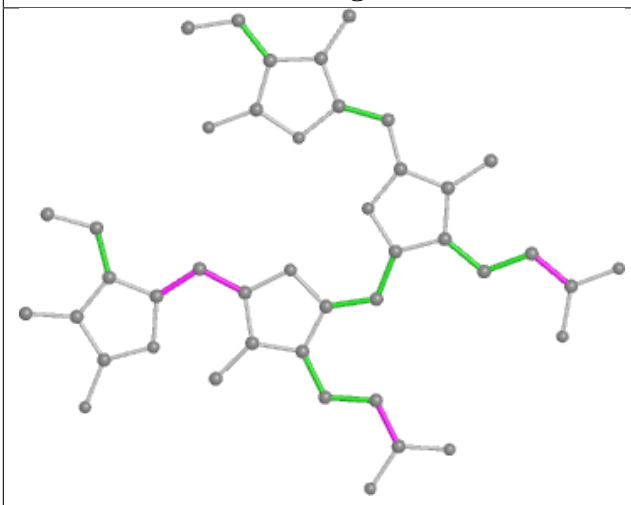

Torsions

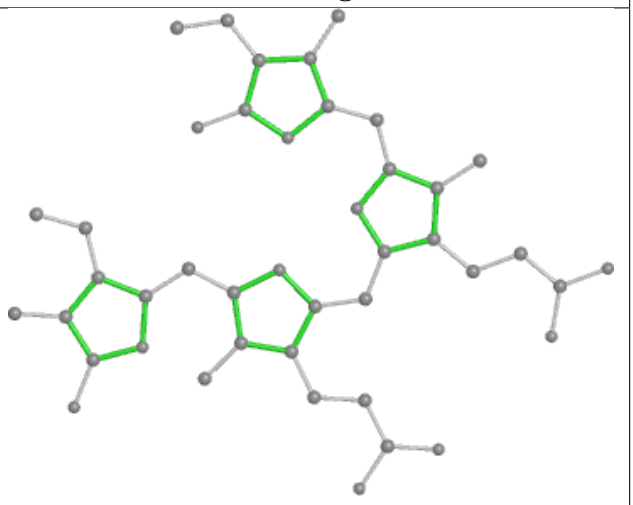

Rings

Ligand PEB eR 202

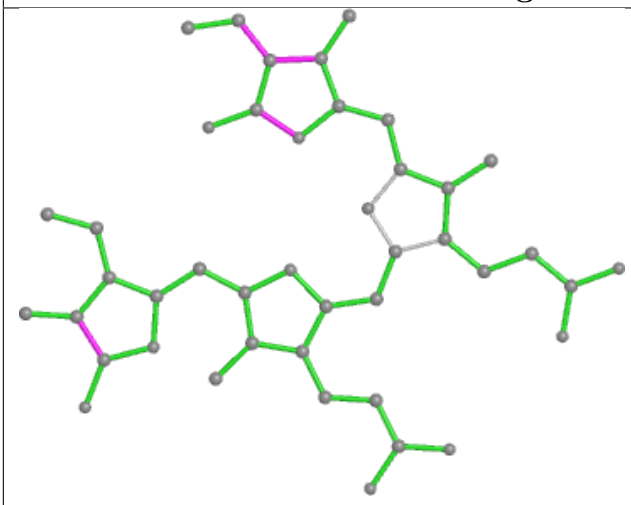

Bond lengths

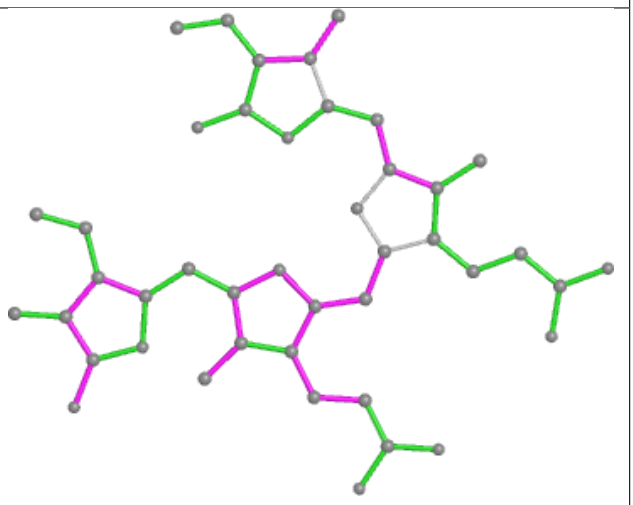

Bond angles

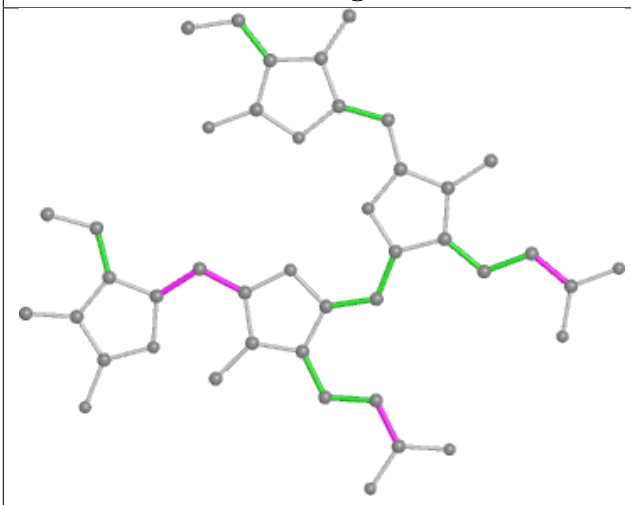

Torsions

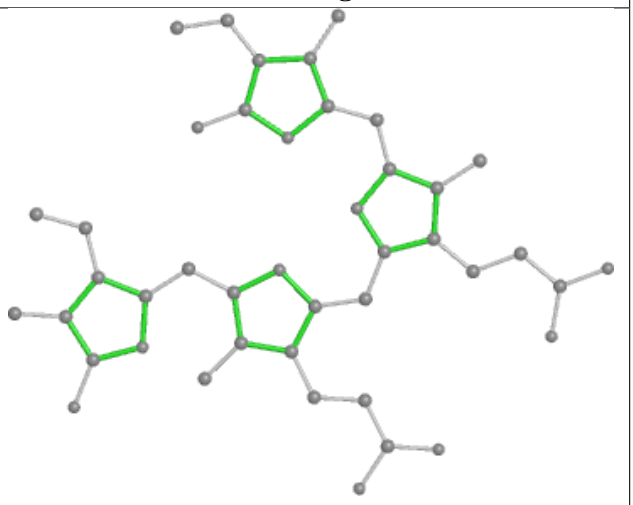

Rings

Ligand PUB f2 203

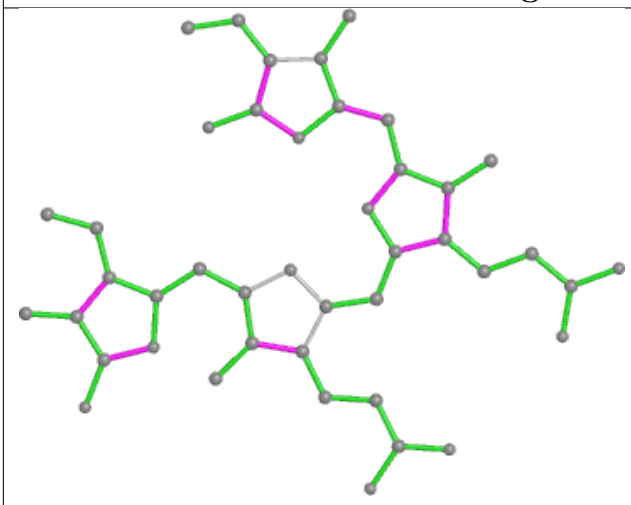

Bond lengths

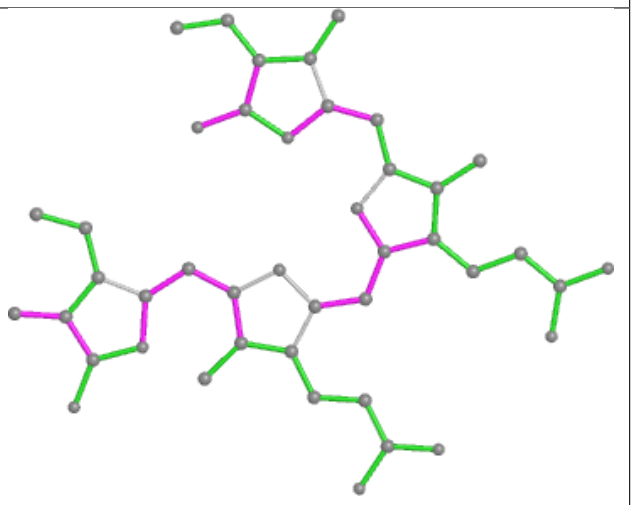

Bond angles

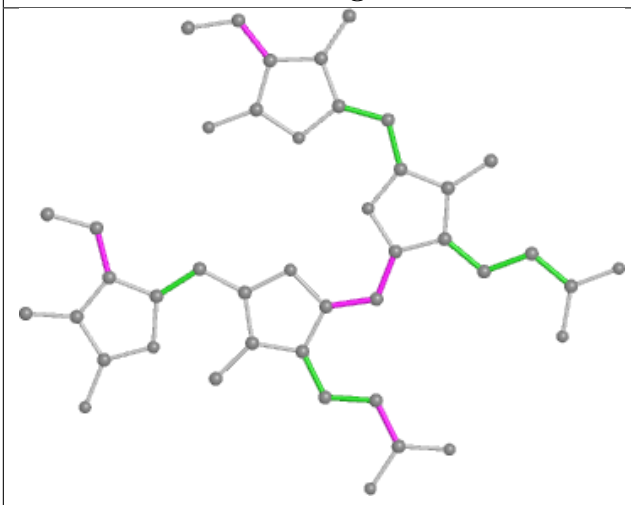

Torsions

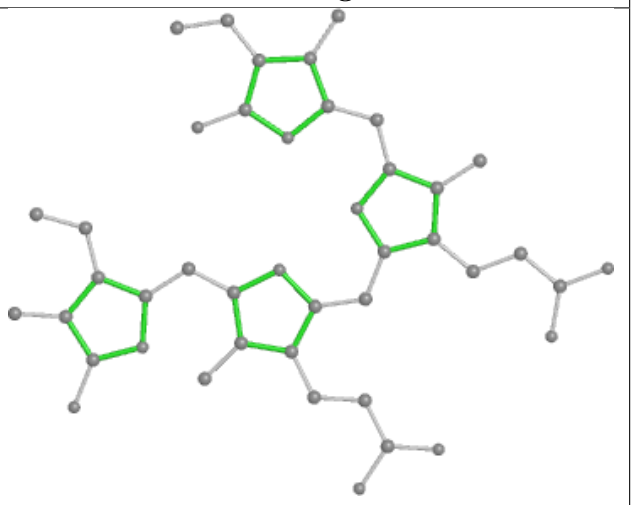

Rings

Ligand PEB cb 202

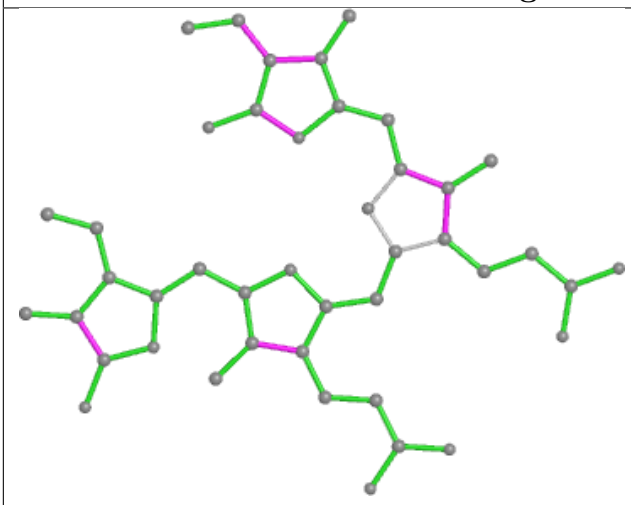

Bond lengths

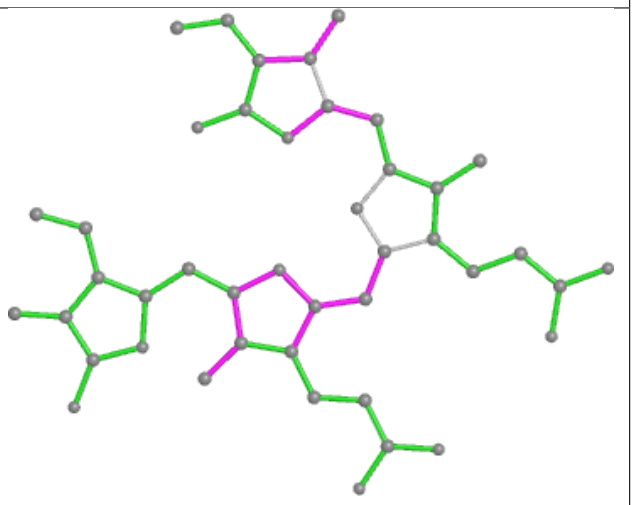

Bond angles

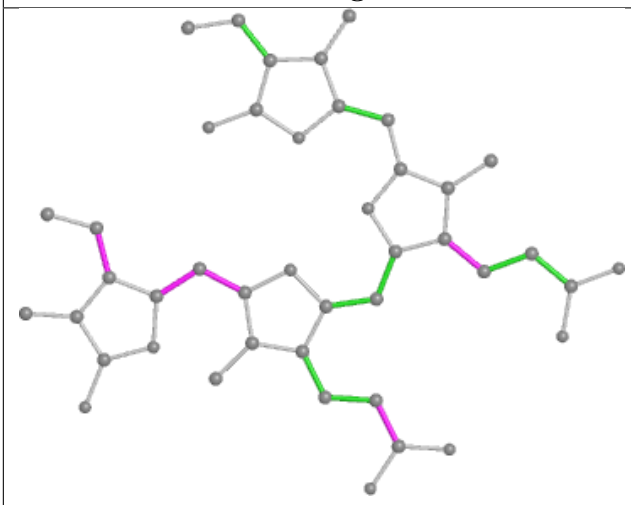

Torsions

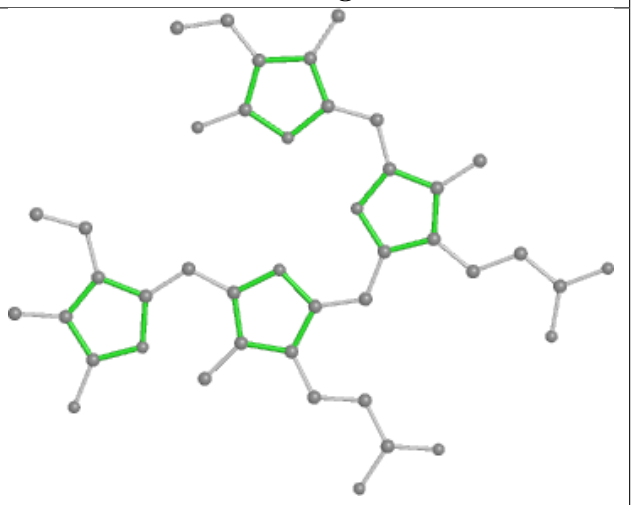

Rings

Ligand PEB dF 202

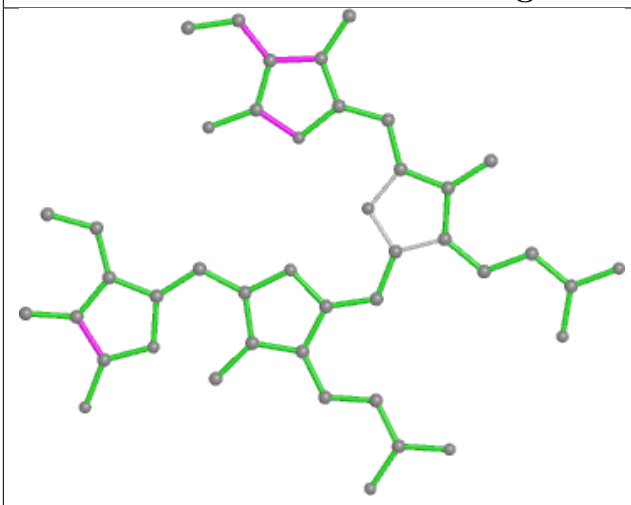

Bond lengths

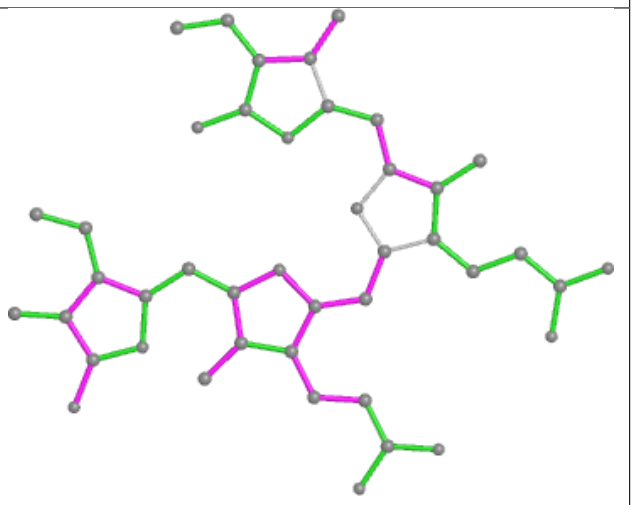

Bond angles

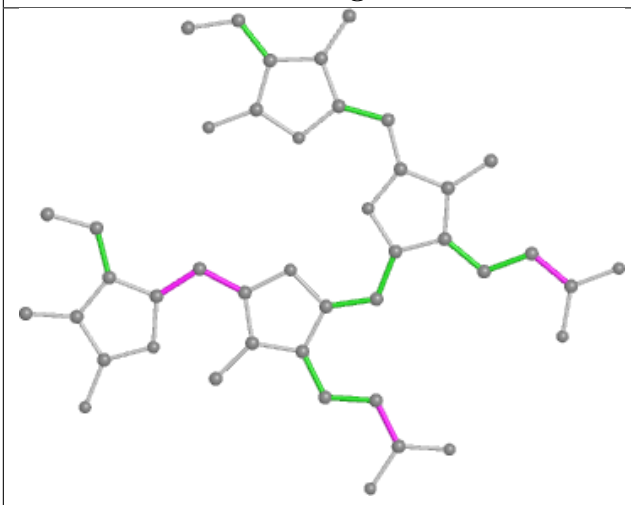

Torsions

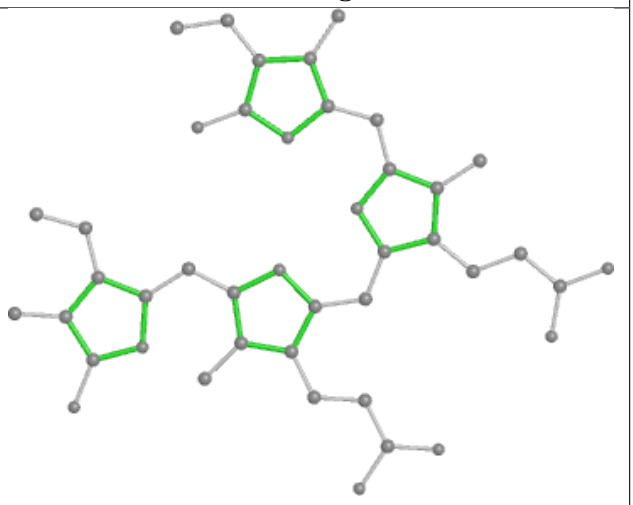

Rings

Ligand PEB t7 201

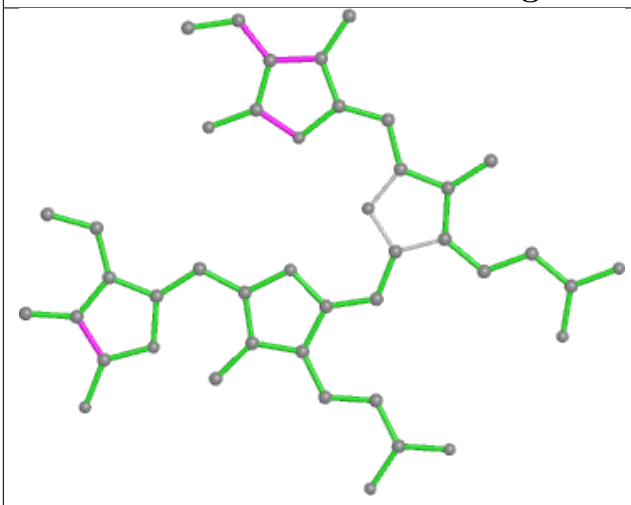

Bond lengths

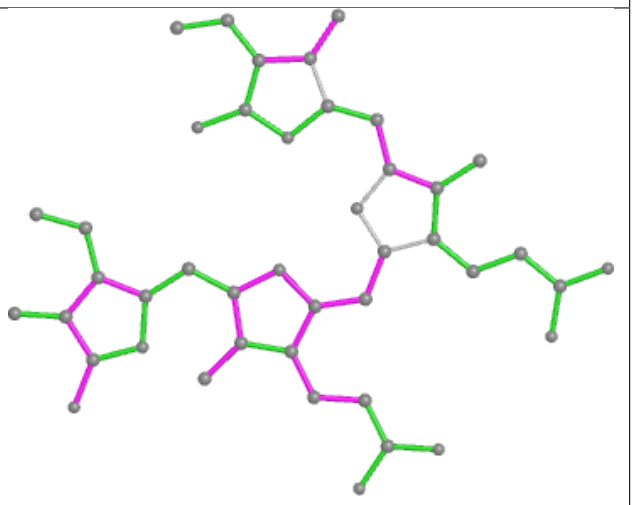

Bond angles

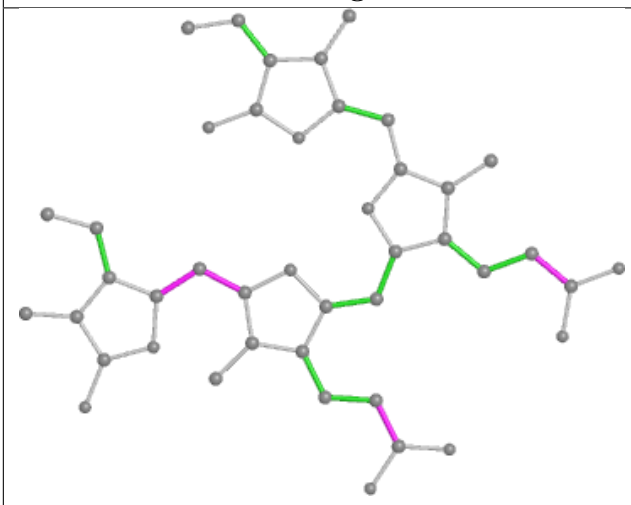

Torsions

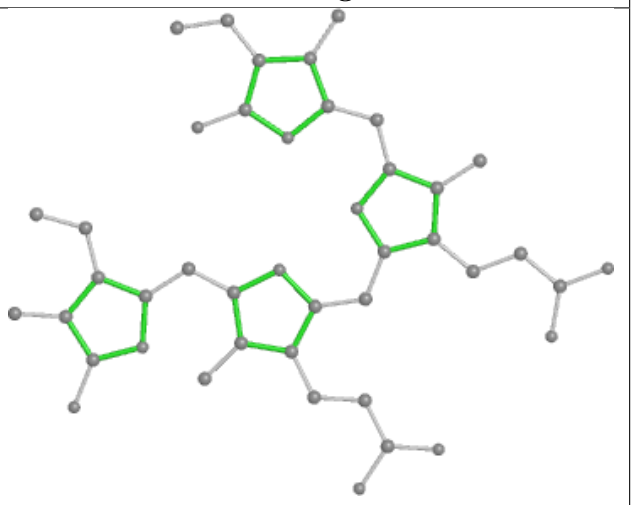

Rings

Ligand PEB w9 201

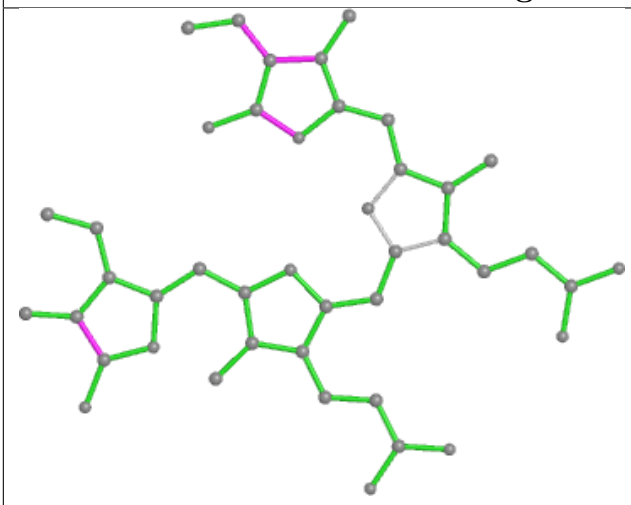

Bond lengths

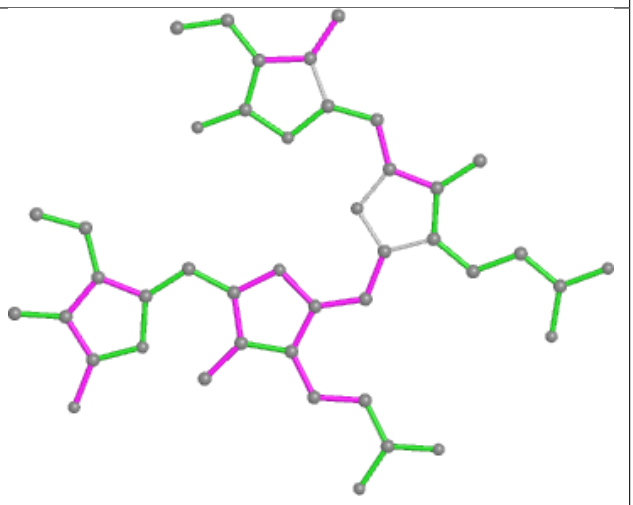

Bond angles

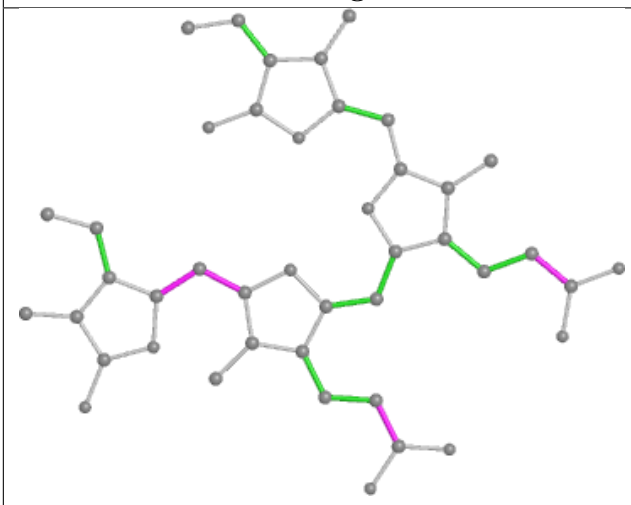

Torsions

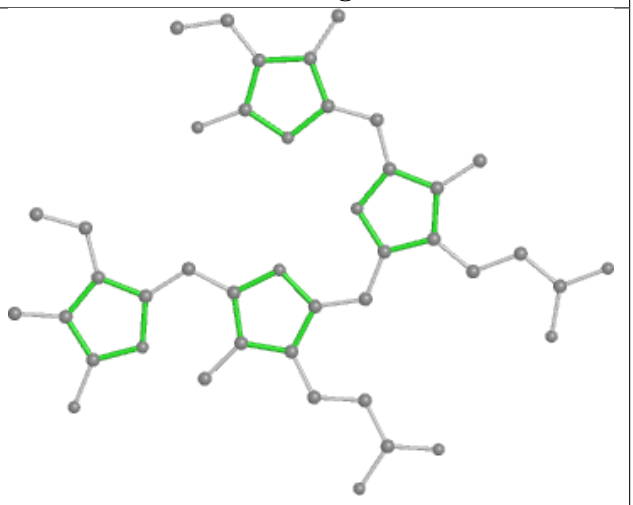

Rings

Ligand PEB dk 1002

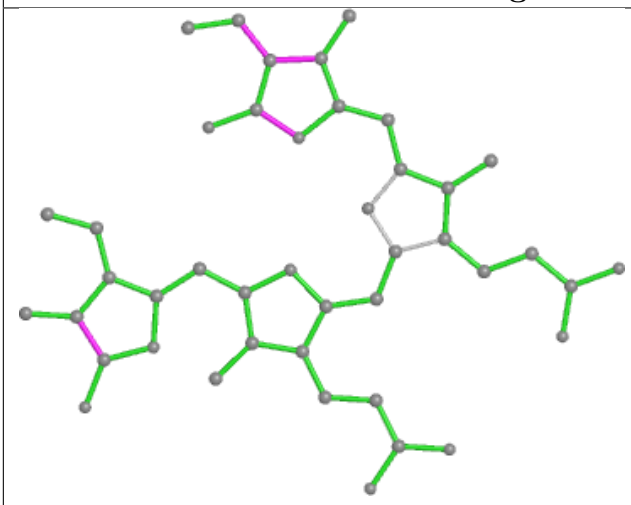

Bond lengths

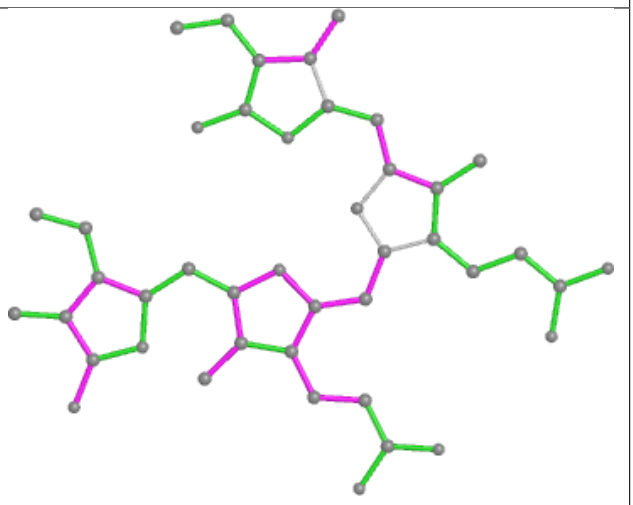

Bond angles

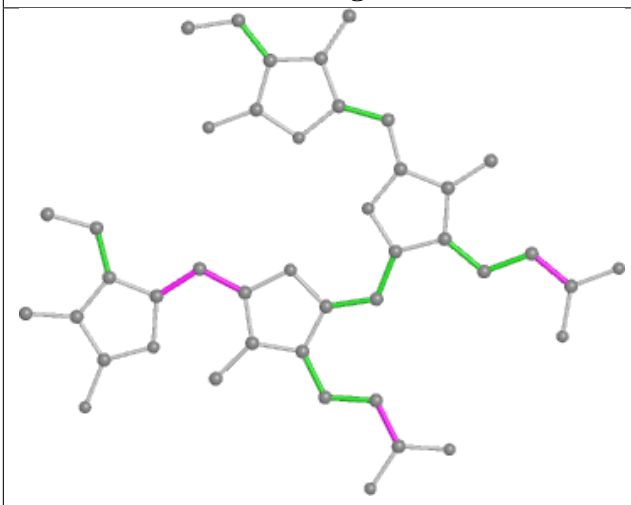

Torsions

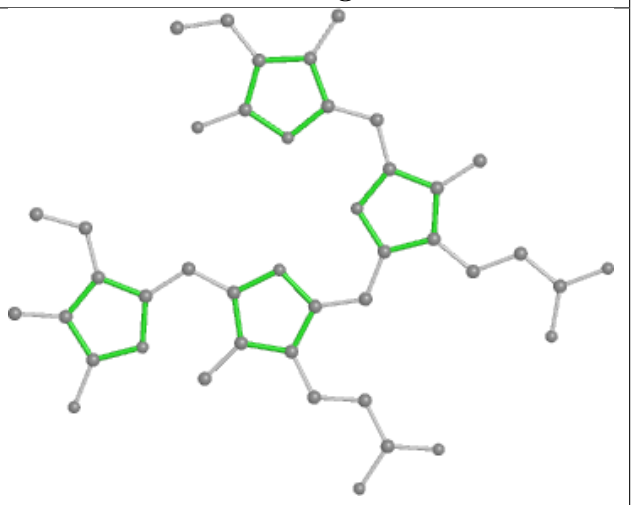

Rings

Ligand PEB c8 301

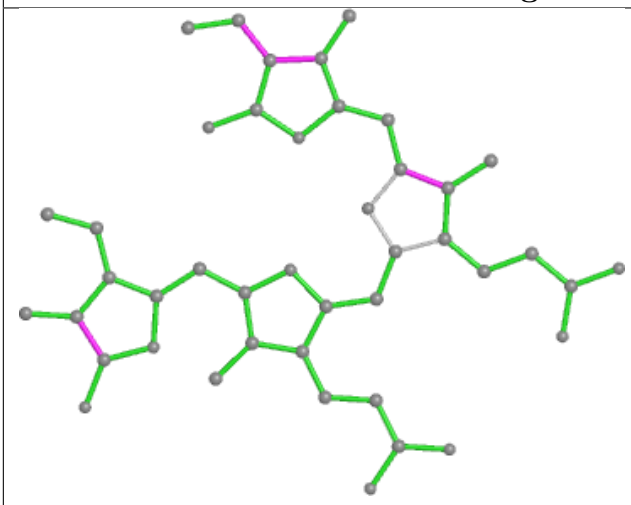

Bond lengths

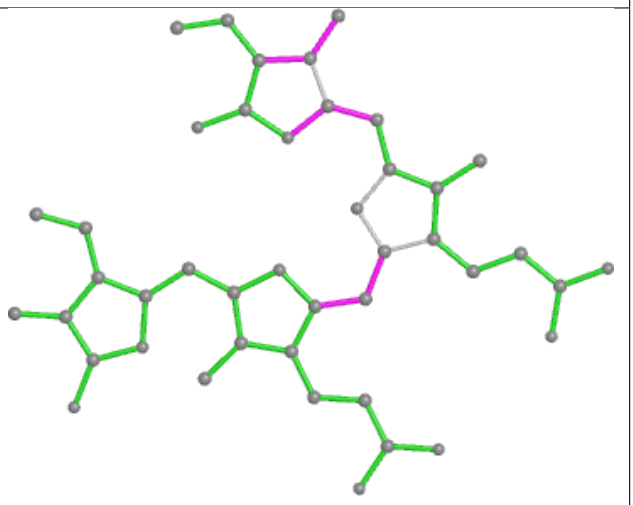

Bond angles

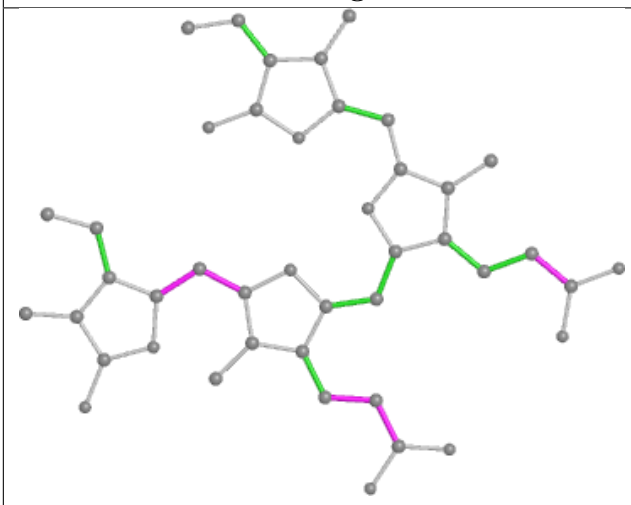

Torsions

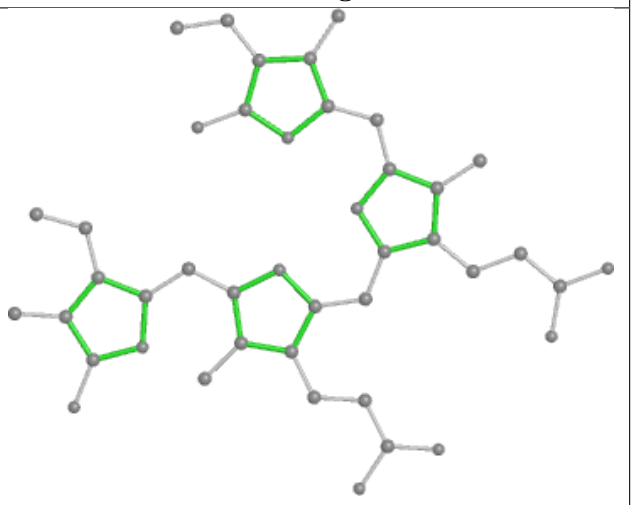

Rings

Ligand PEB t2 201

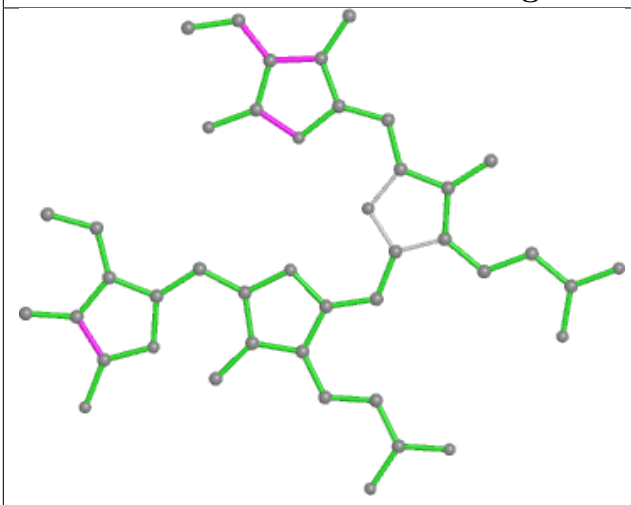

Bond lengths

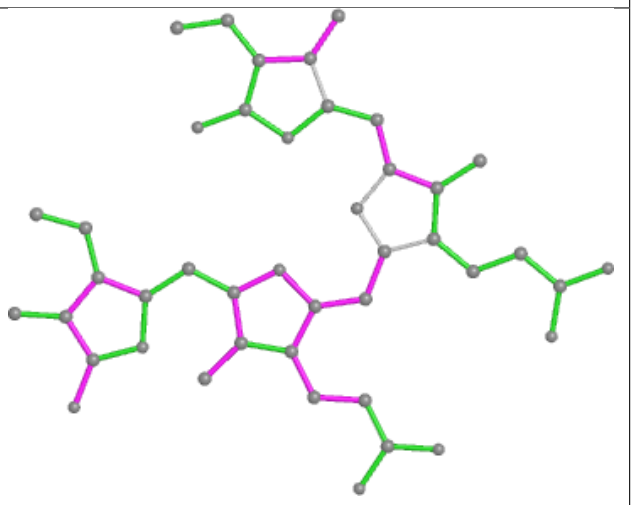

Bond angles

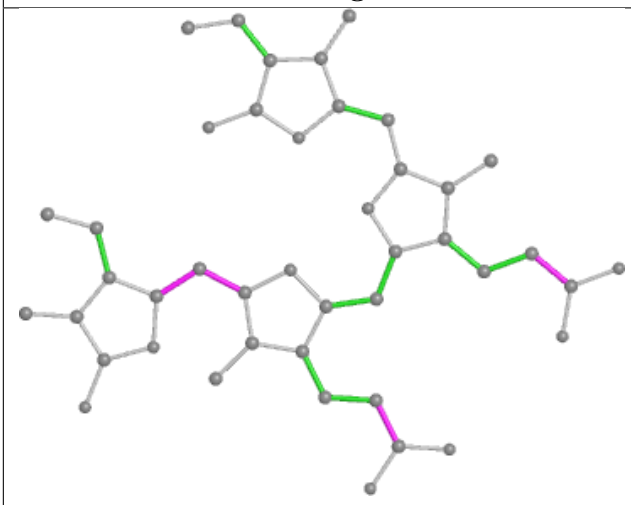

Torsions

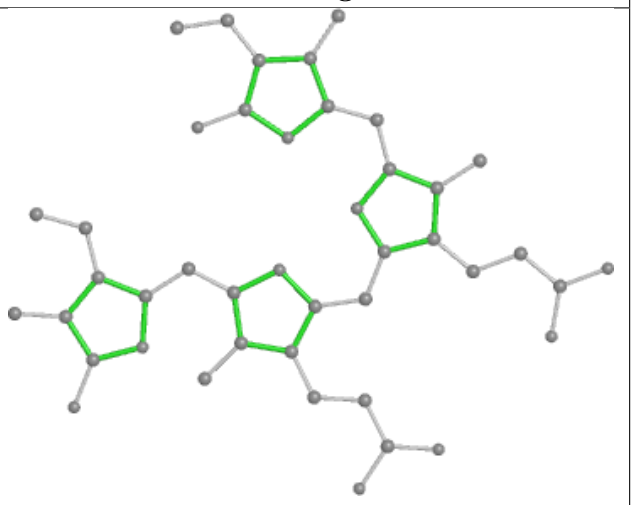

Rings

Ligand CYC f1 201

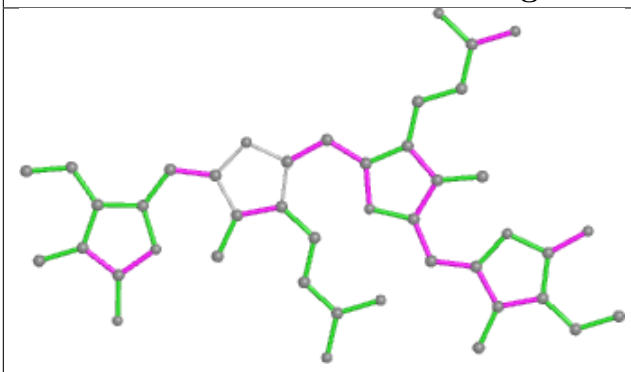

Bond lengths

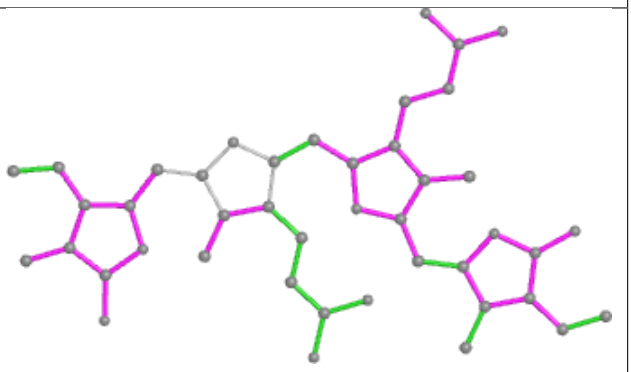

Bond angles

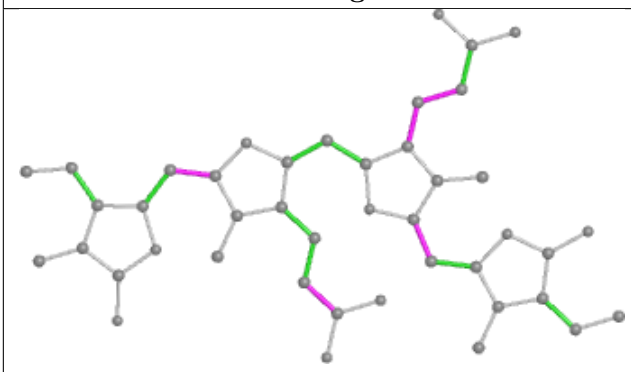

Torsions

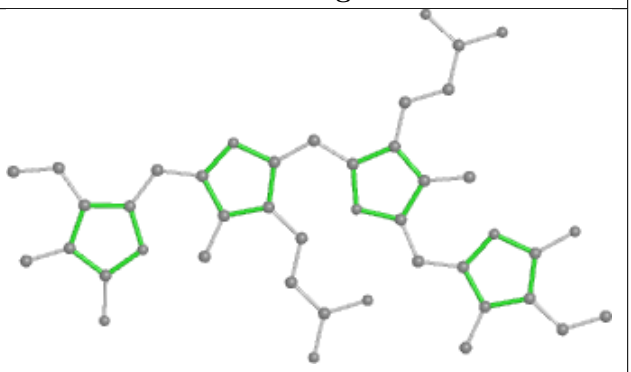

Rings

Ligand PEB bE 202

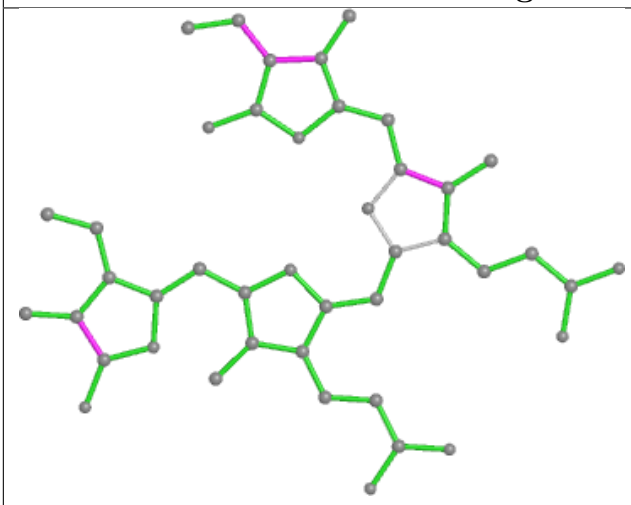

Bond lengths

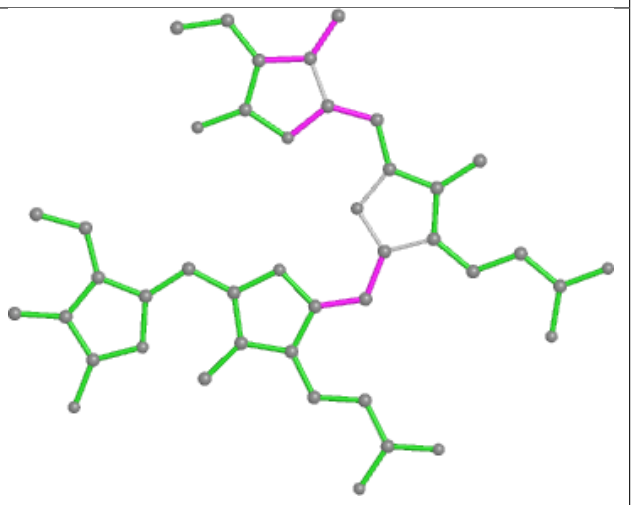

Bond angles

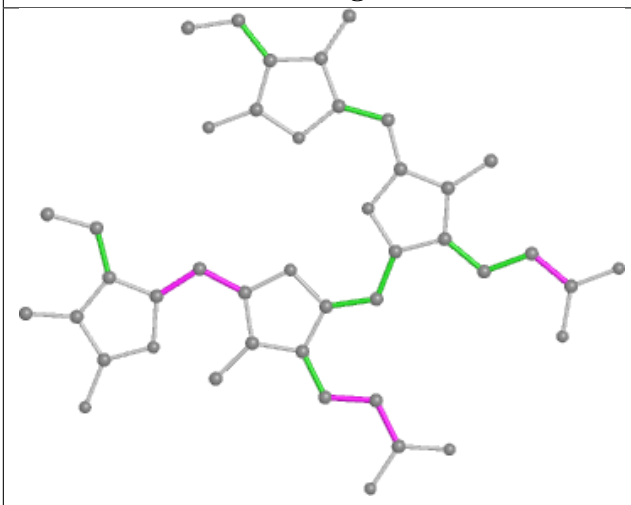

Torsions

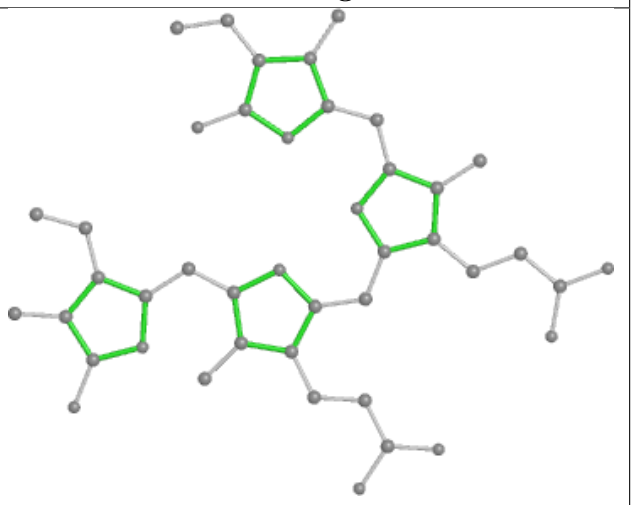

Rings

Ligand PEB O5 201

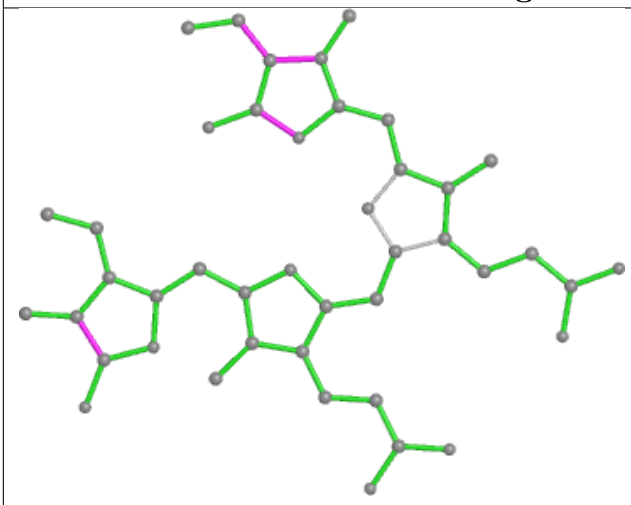

Bond lengths

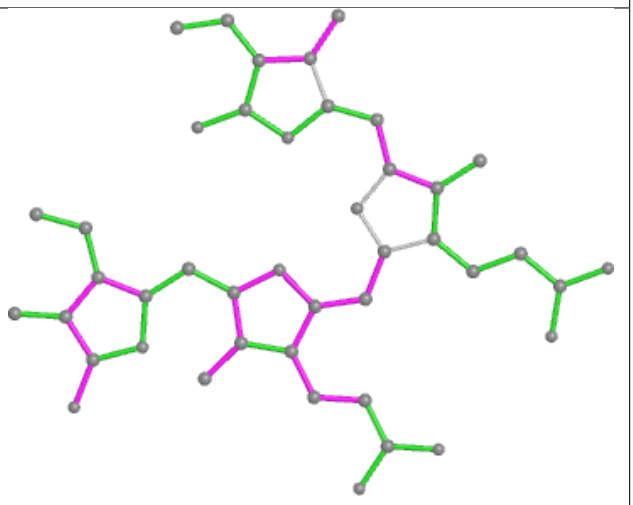

Bond angles

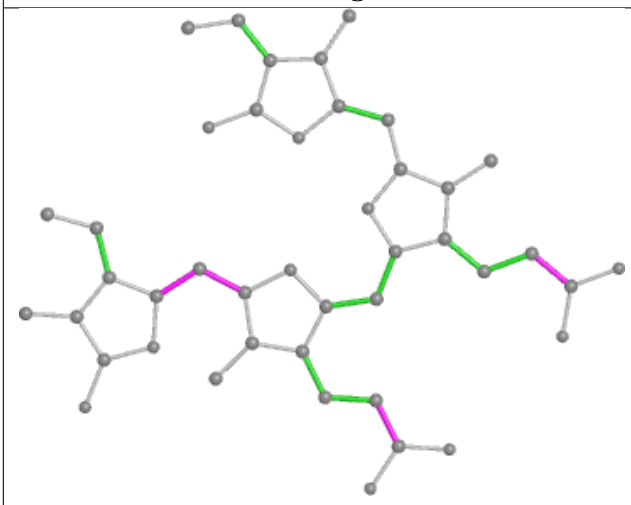

Torsions

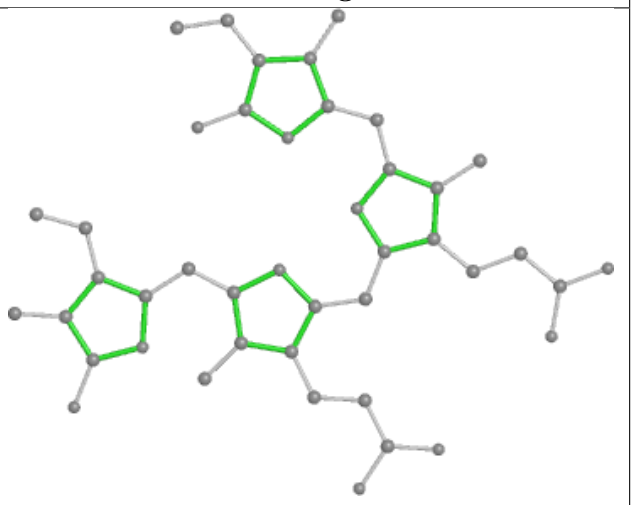

Rings

Ligand PEB L9 202

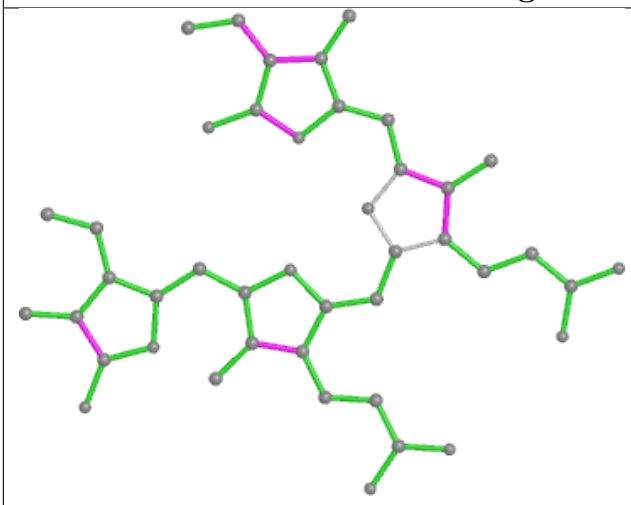

Bond lengths

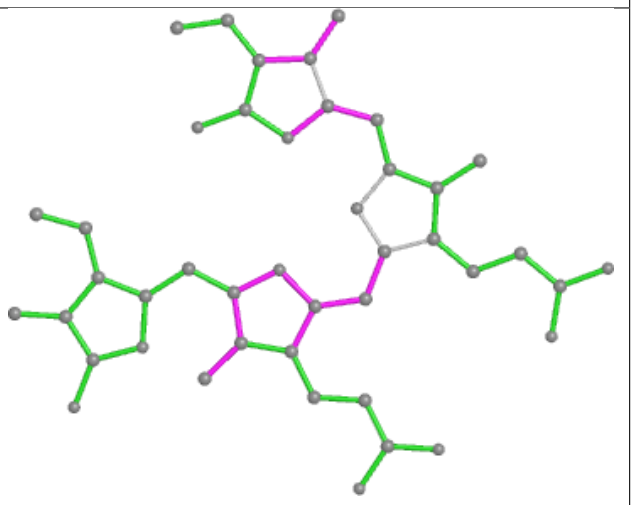

Bond angles

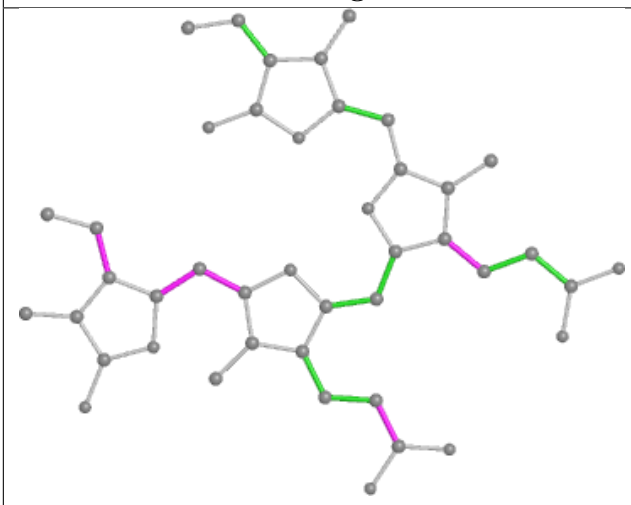

Torsions

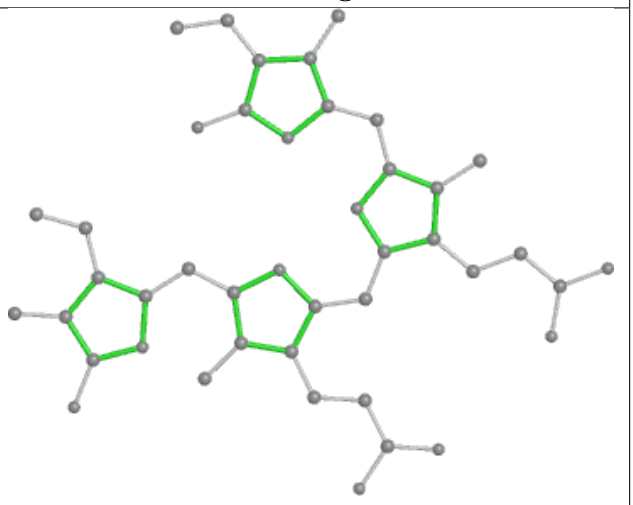

Rings

Ligand PEB U3 202

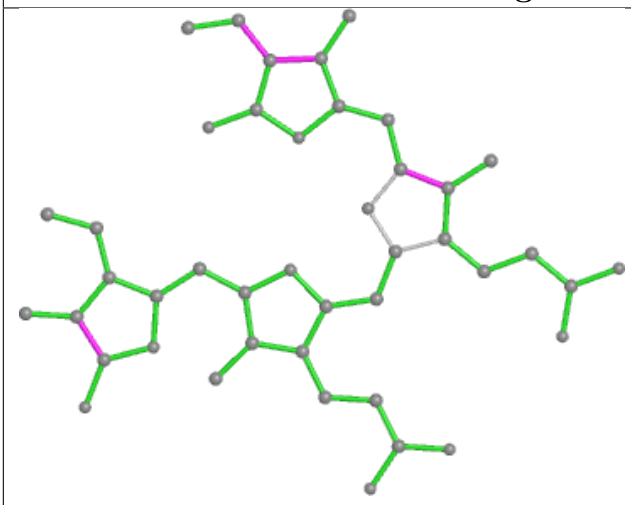

Bond lengths

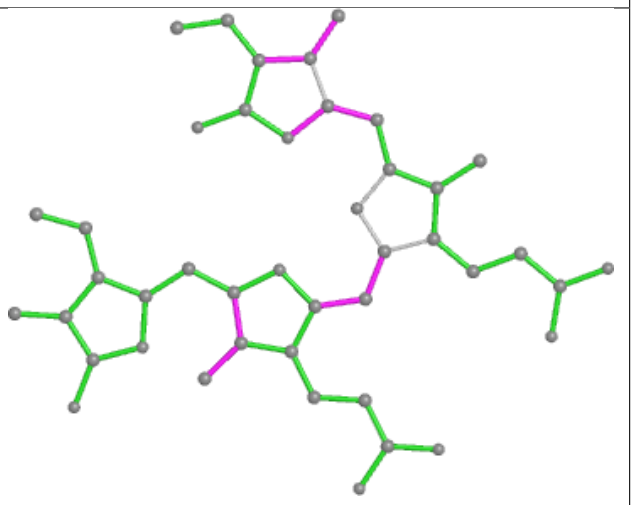

Bond angles

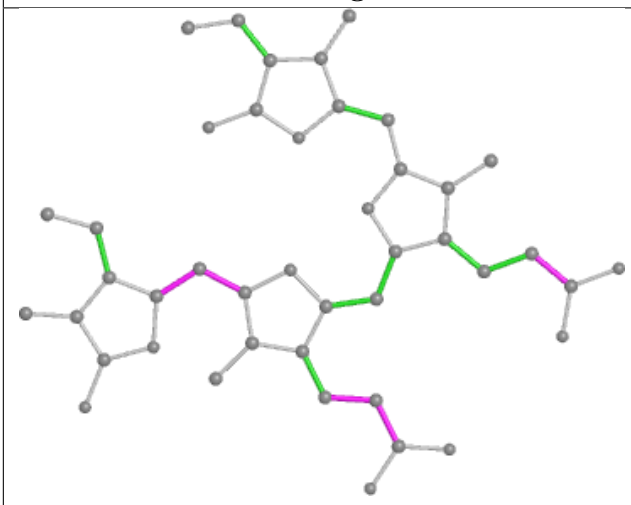

Torsions

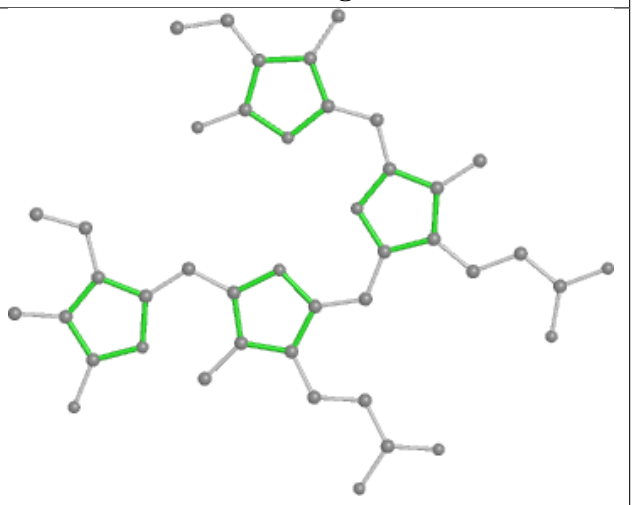

Rings

Ligand PUB cs 203

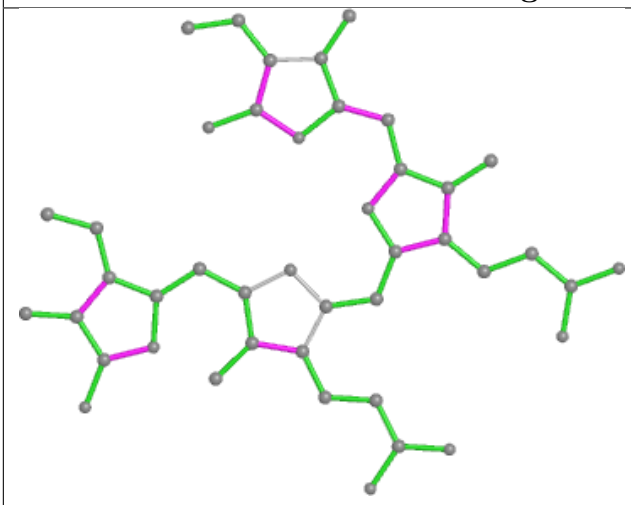

Bond lengths

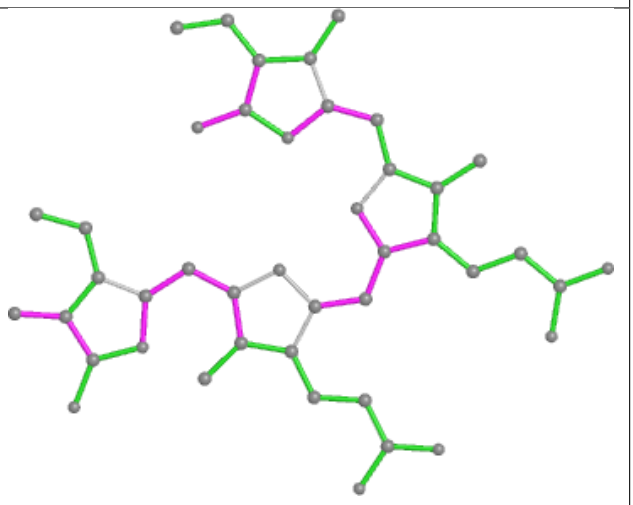

Bond angles

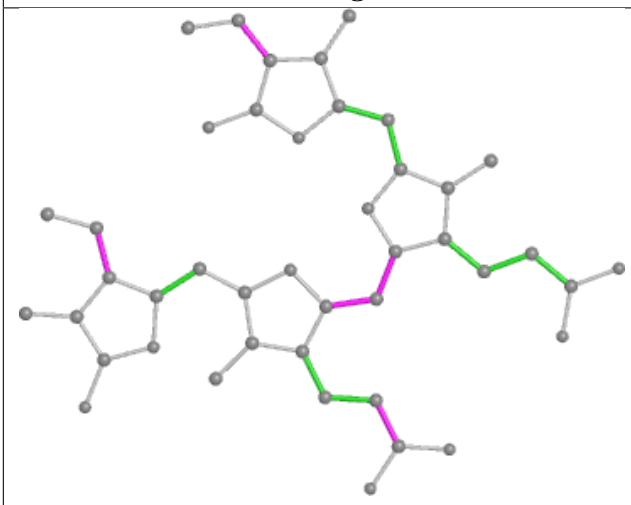

Torsions

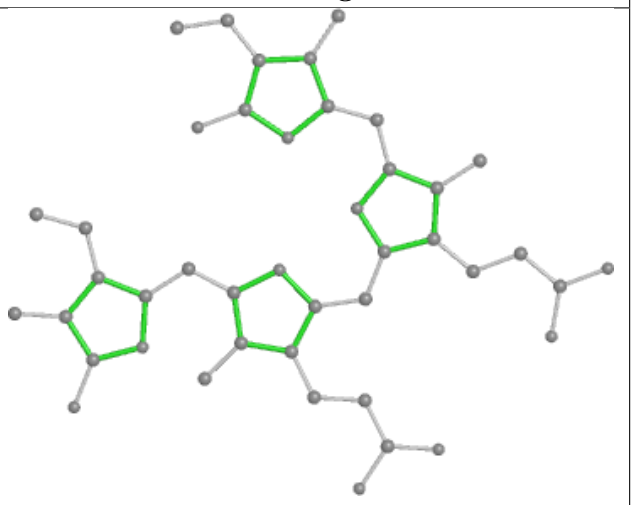

Rings

Ligand PEB Q7 201

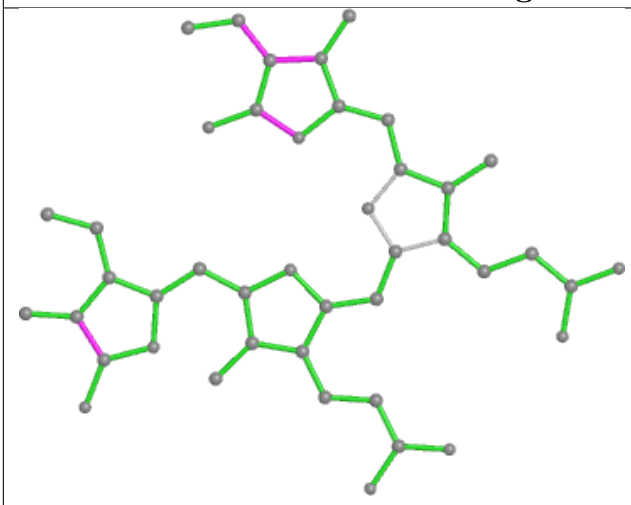

Bond lengths

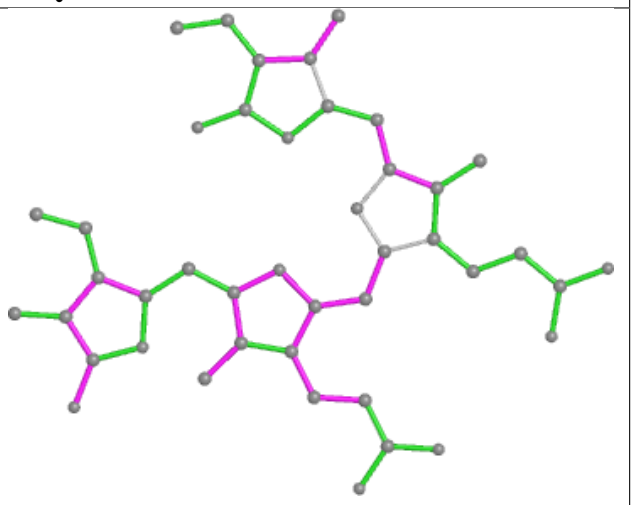

Bond angles

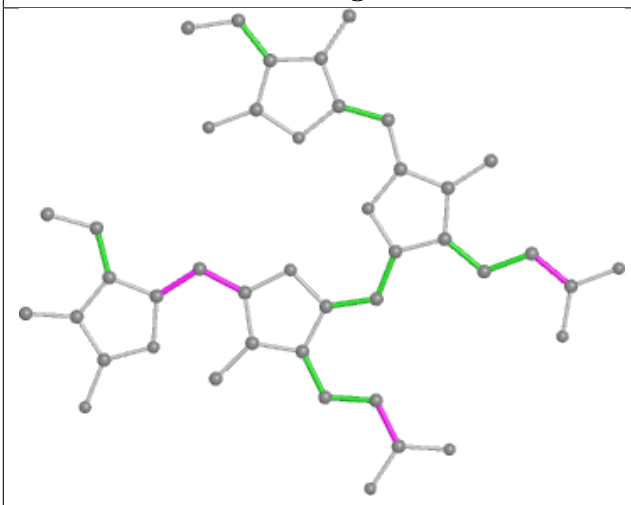

Torsions

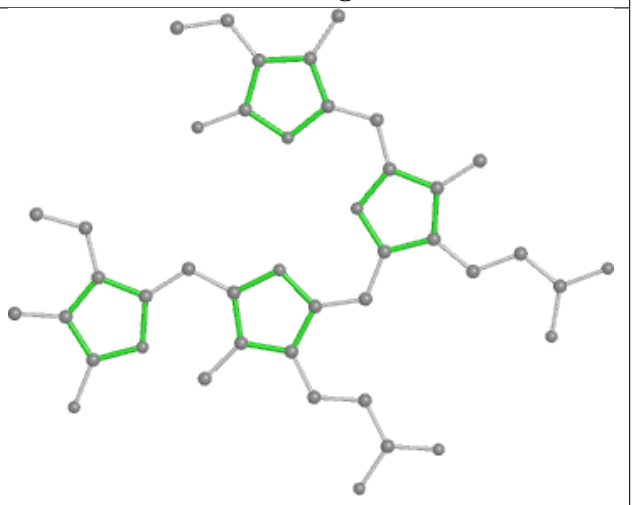

Rings

Ligand PEB e2 202

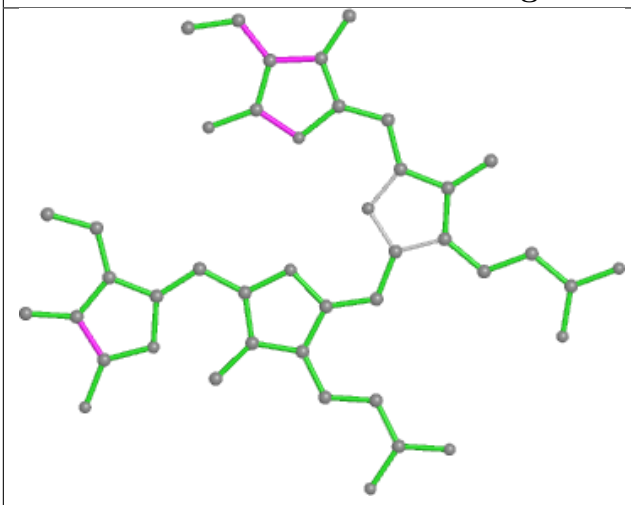

Bond lengths

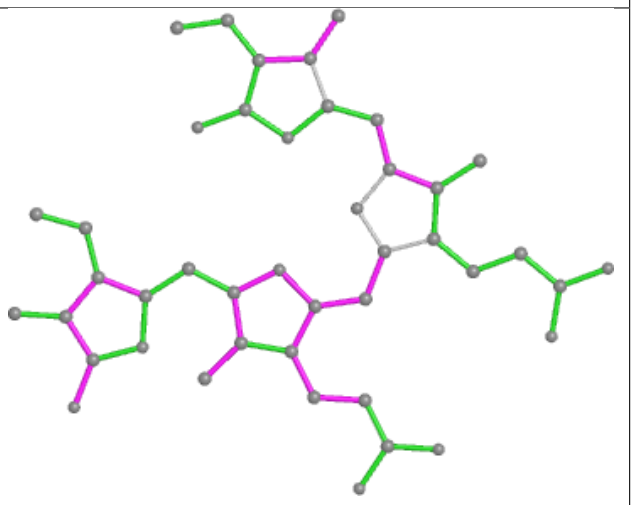

Bond angles

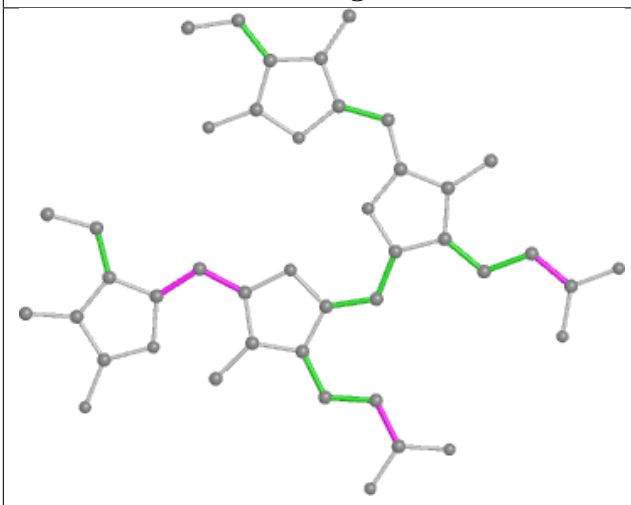

Torsions

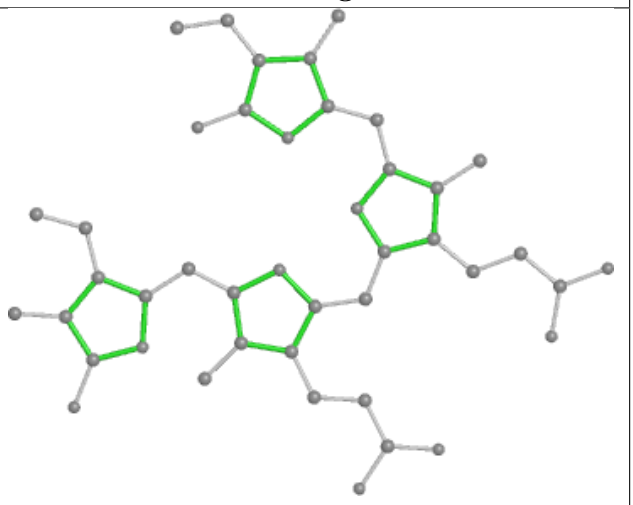

Rings

Ligand PEB aA 202

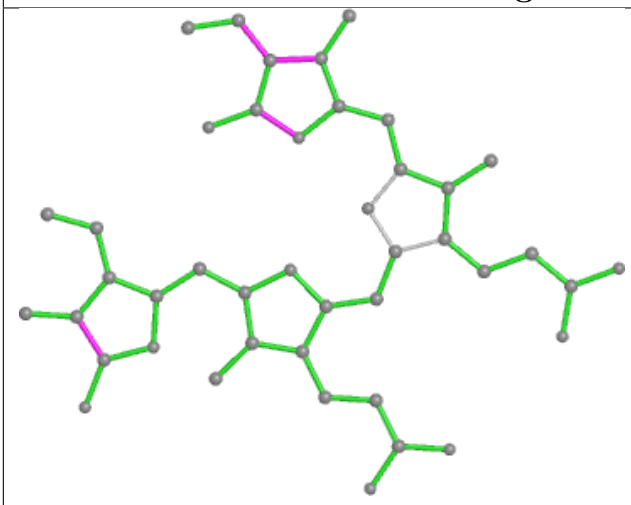

Bond lengths

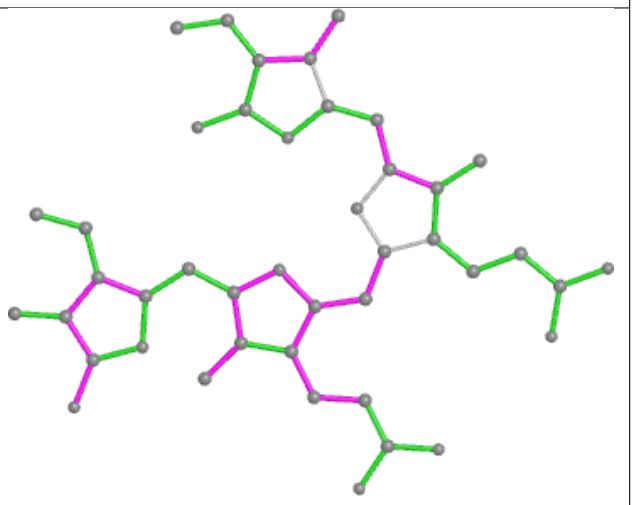

Bond angles

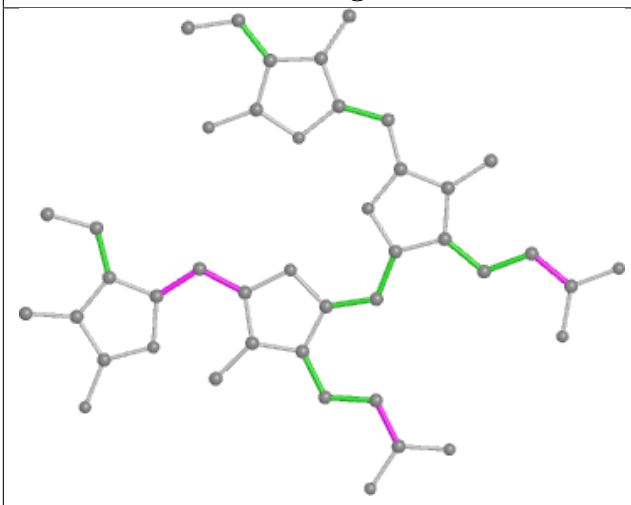

Torsions

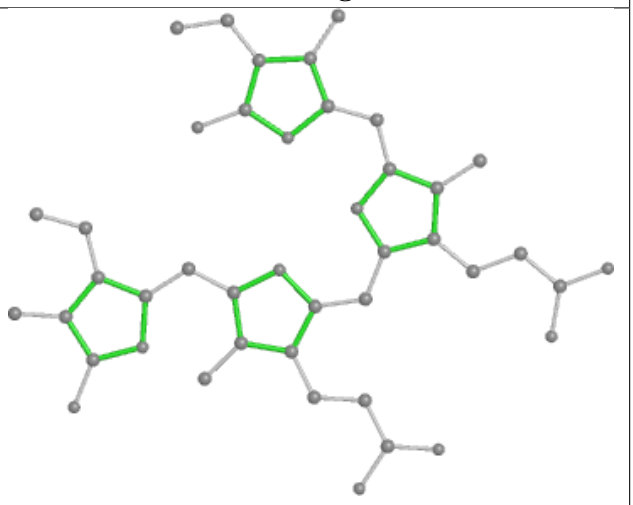

Rings

Ligand PEB C8 201

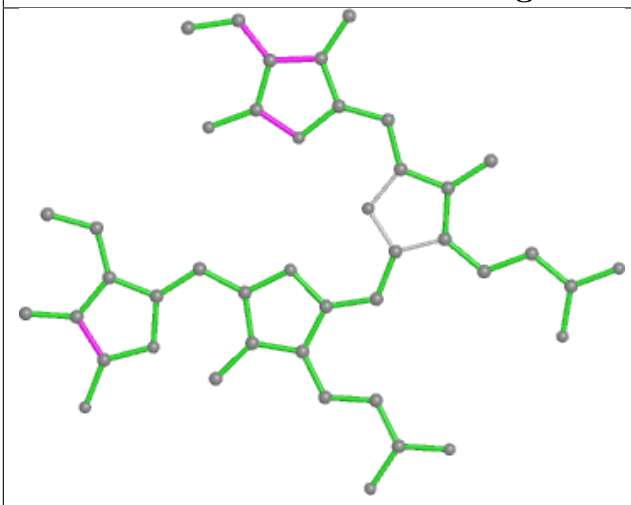

Bond lengths

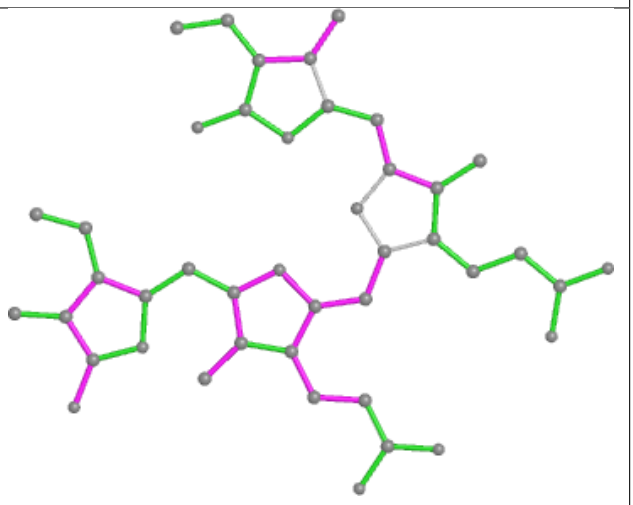

Bond angles

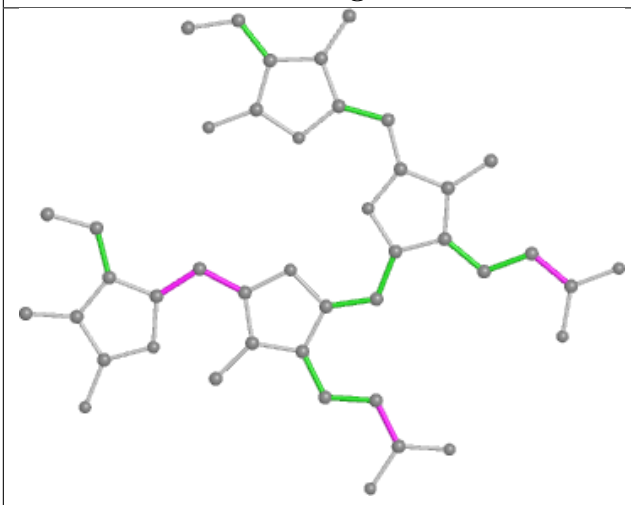

Torsions

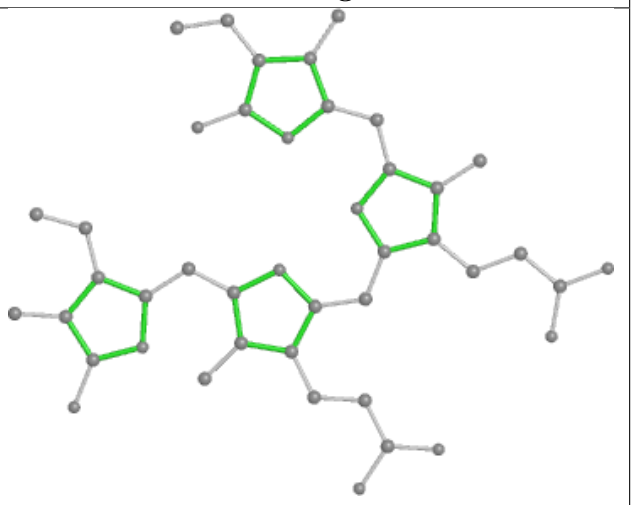

Rings

Ligand PEB lw 202

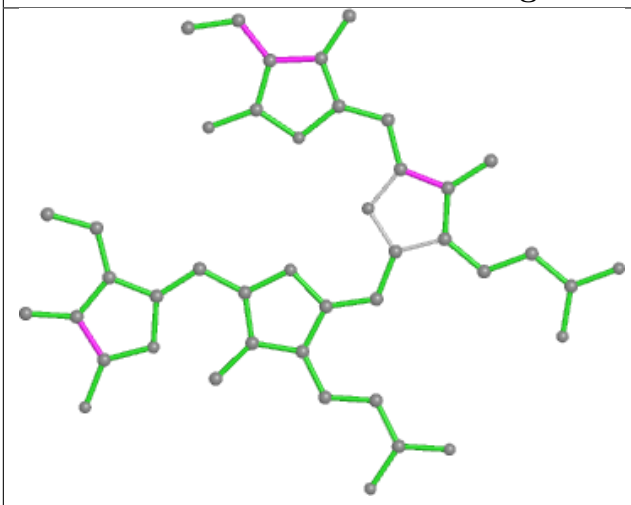

Bond lengths

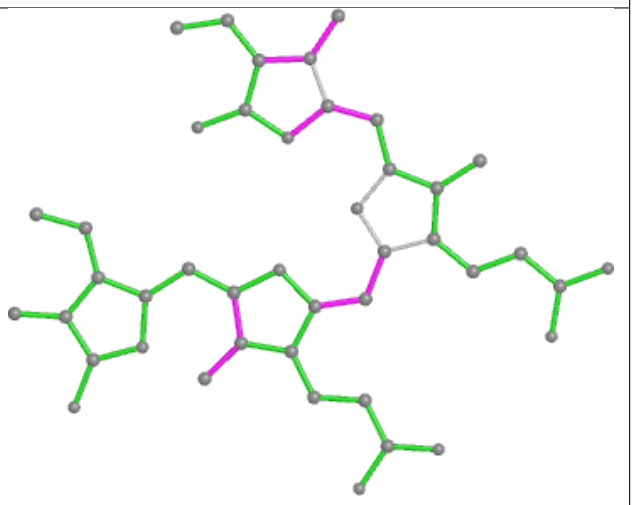

Bond angles

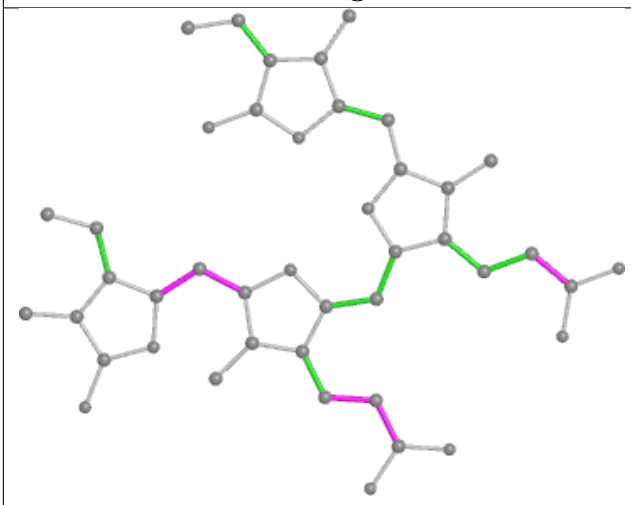

Torsions

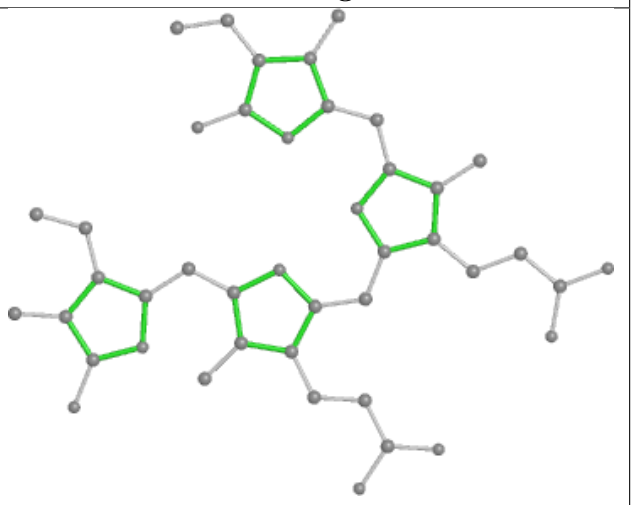

Rings

Ligand PEB Y4 202

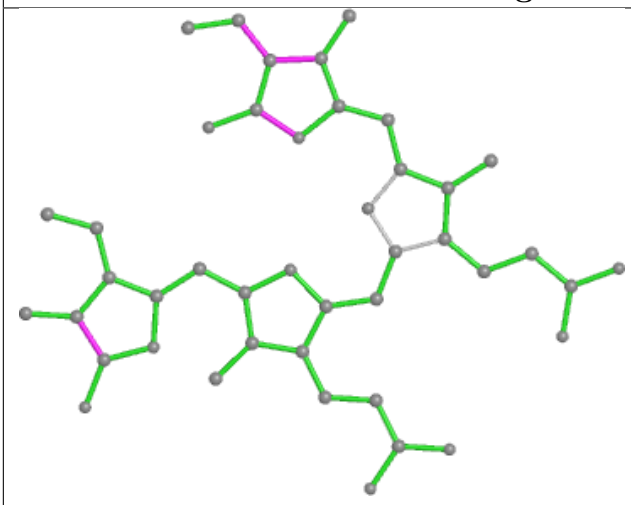

Bond lengths

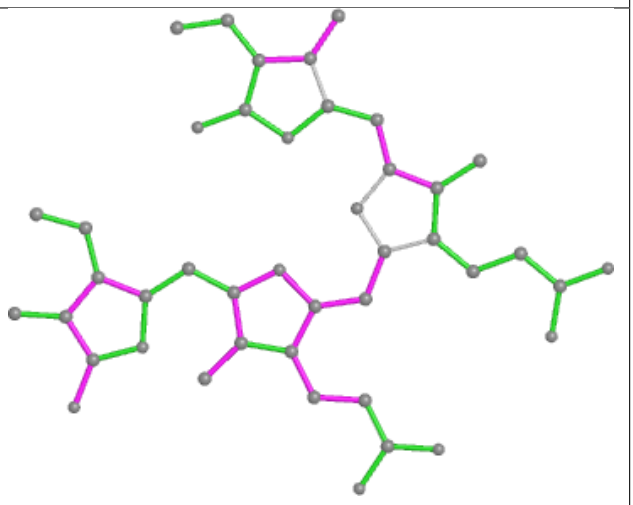

Bond angles

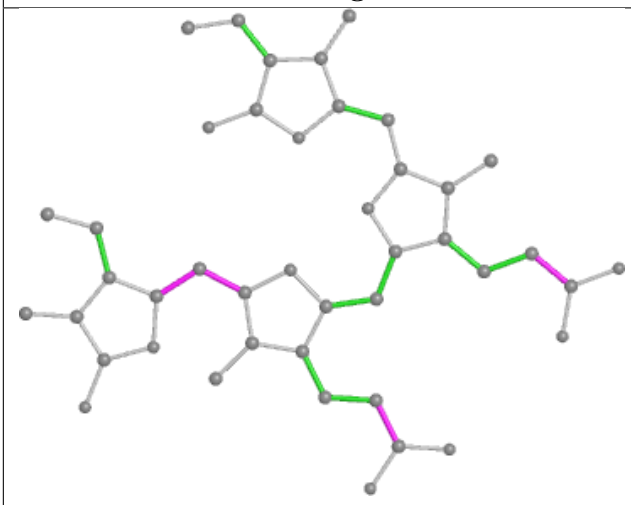

Torsions

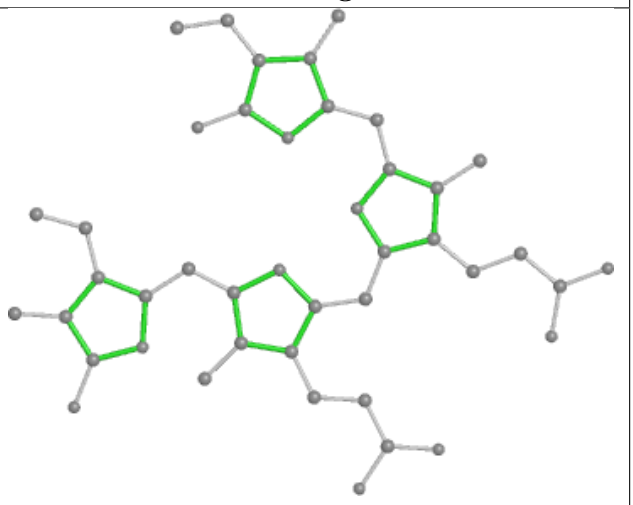

Rings

Ligand PEB e5 201

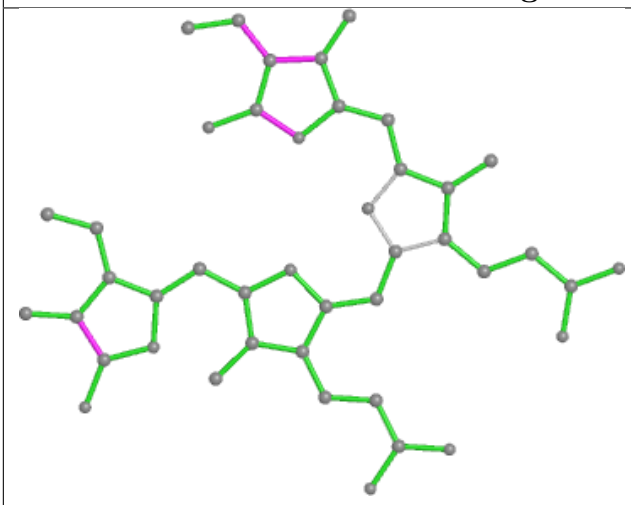

Bond lengths

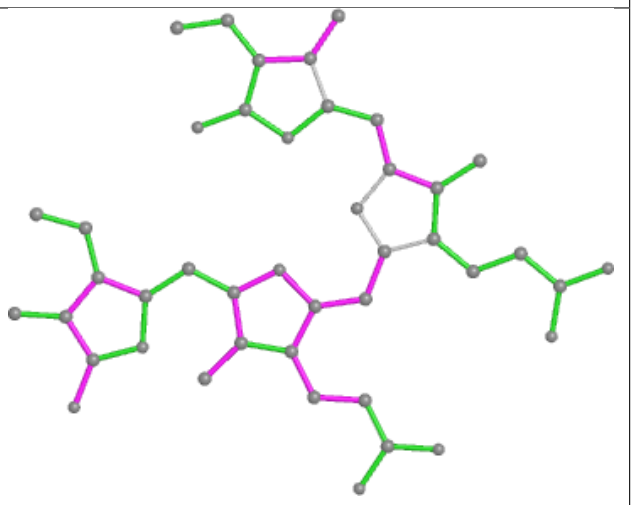

Bond angles

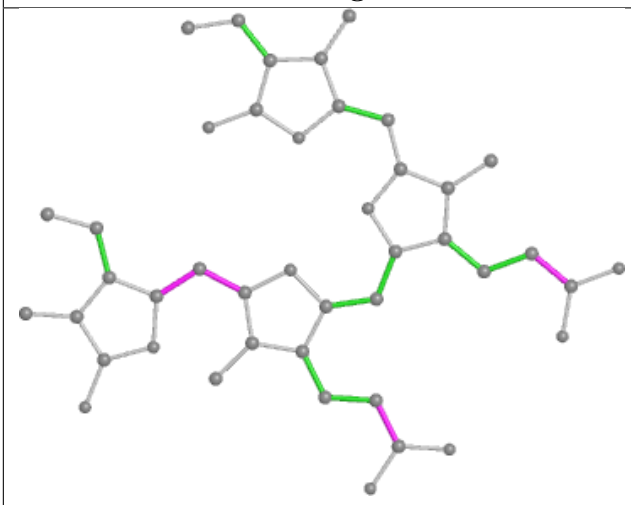

Torsions

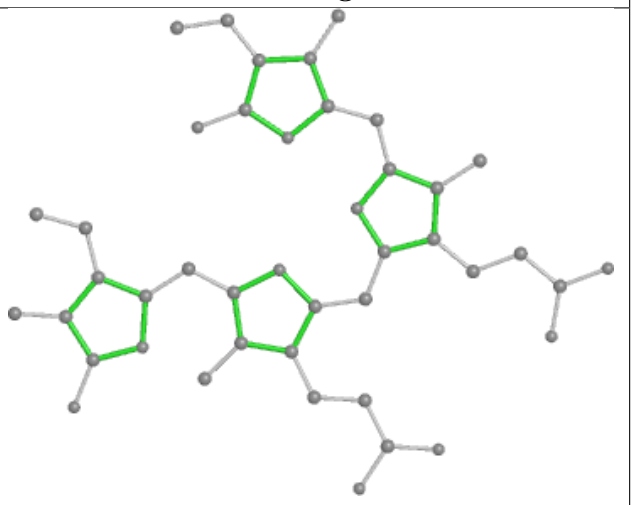

Rings

Ligand PEB W7 202

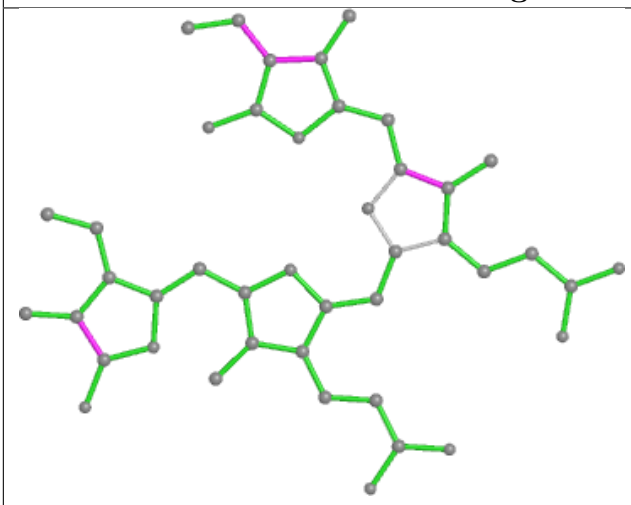

Bond lengths

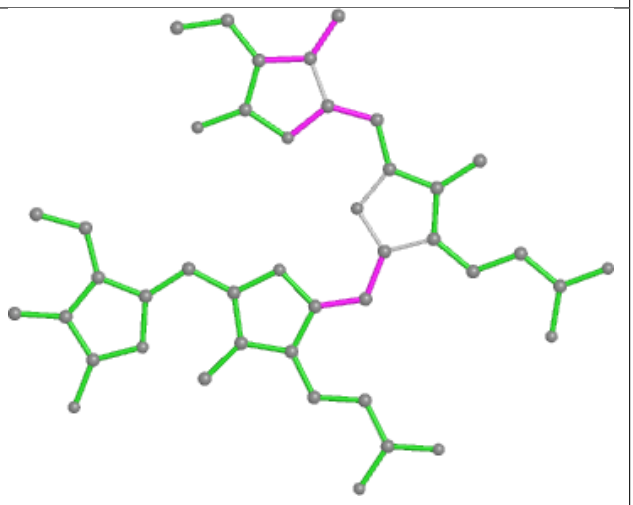

Bond angles

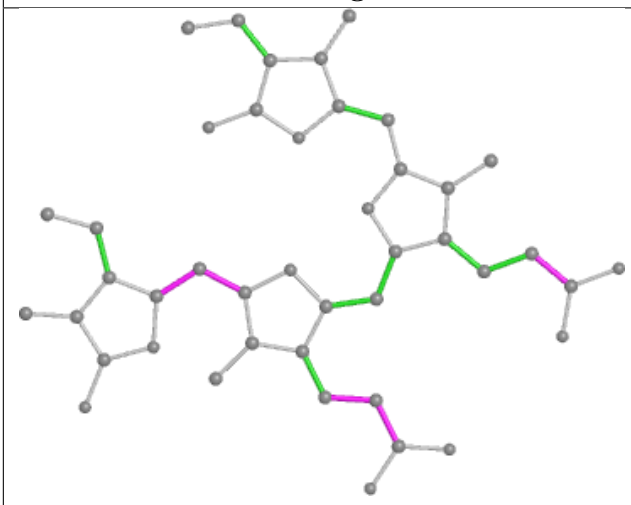

Torsions

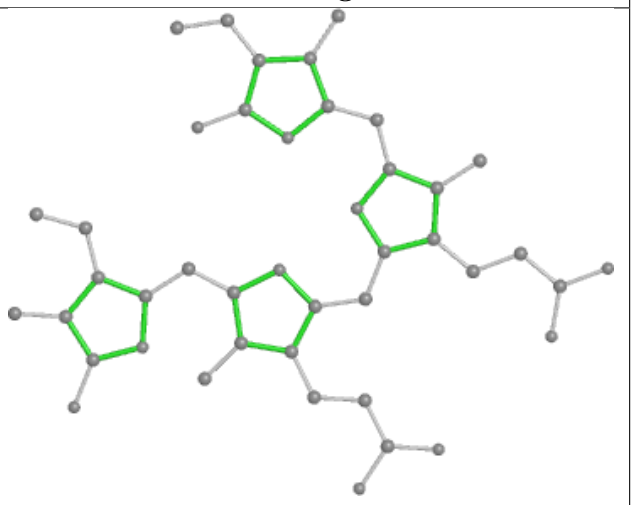

Rings

Ligand PEB X2 201

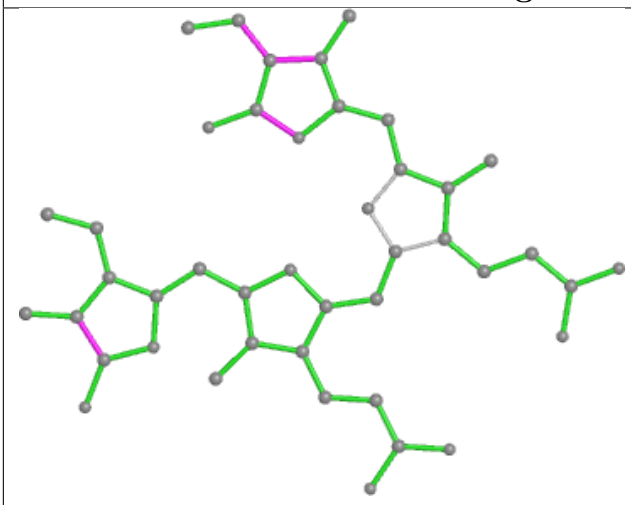

Bond lengths

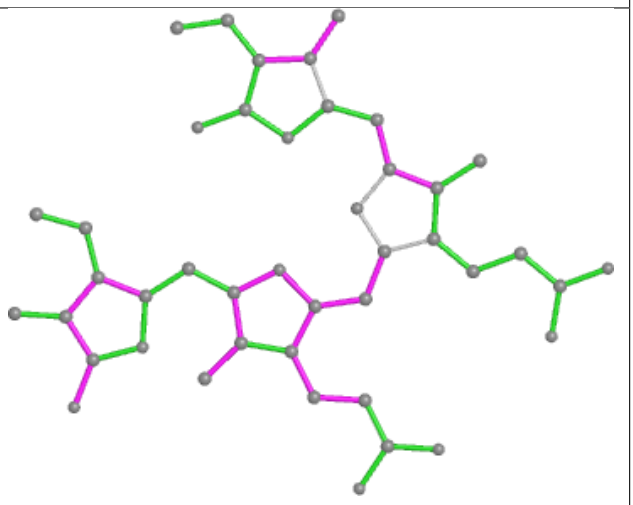

Bond angles

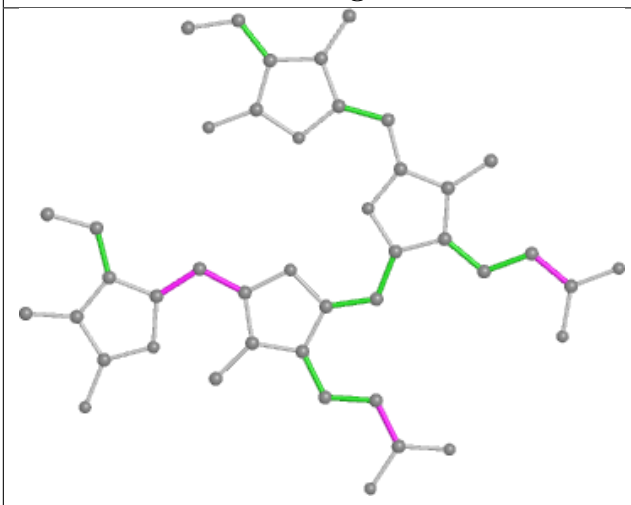

Torsions

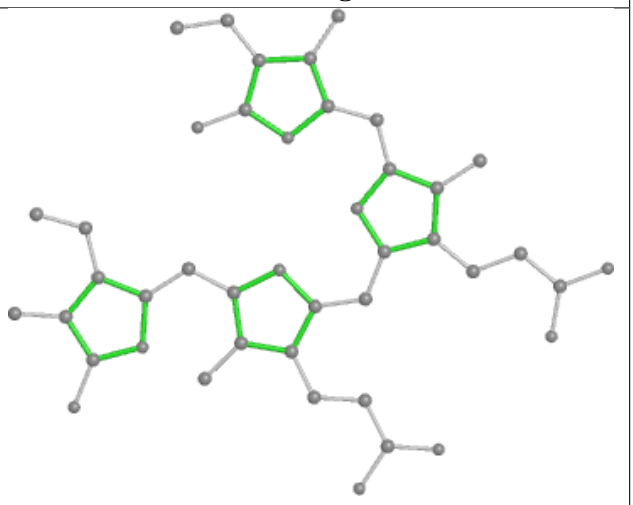

Rings

Ligand PEB G3 202

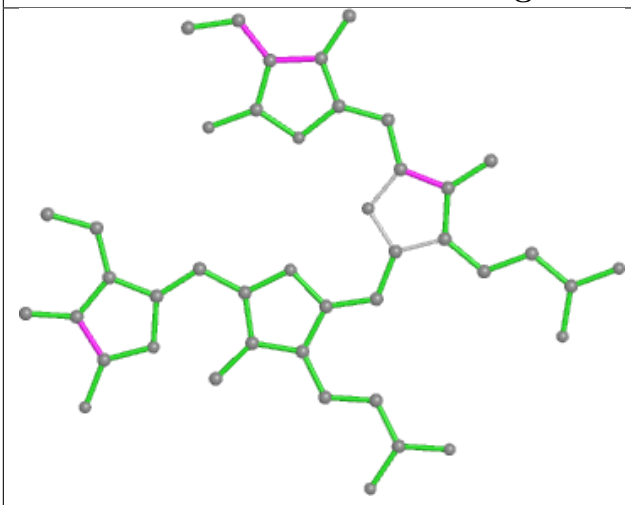

Bond lengths

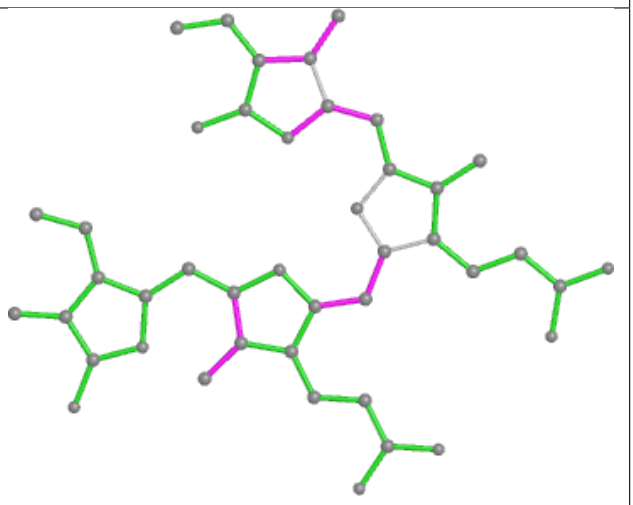

Bond angles

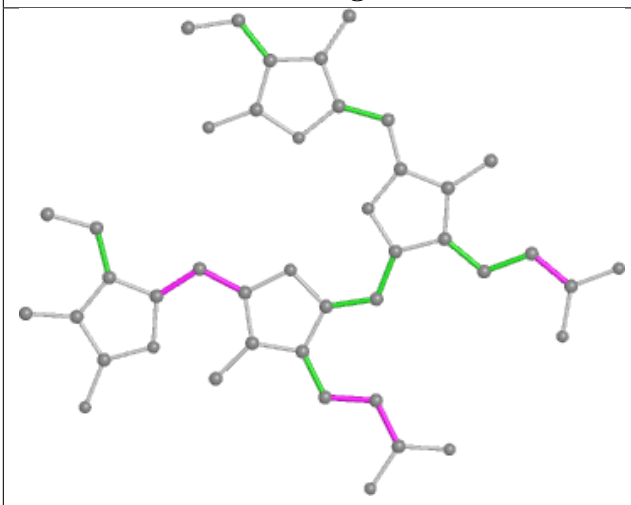

Torsions

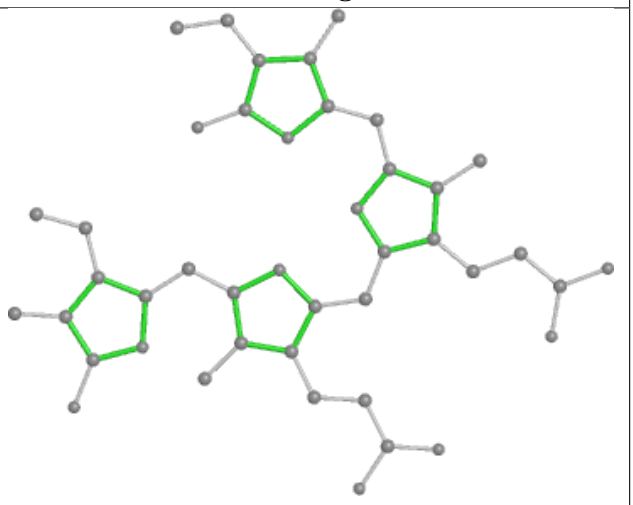

Rings

Ligand PEB c8 302

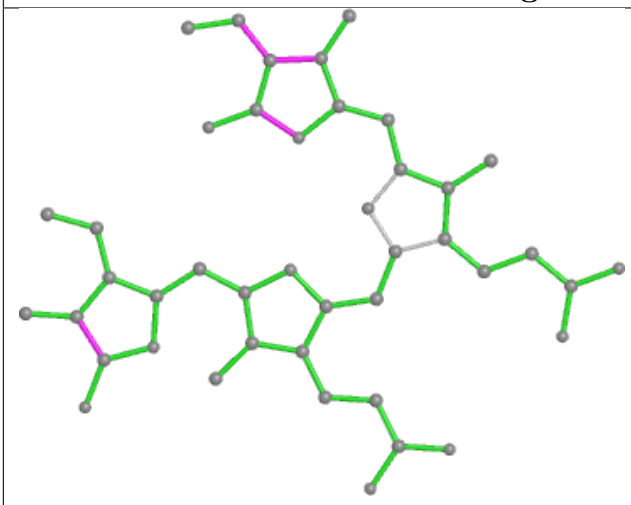

Bond lengths

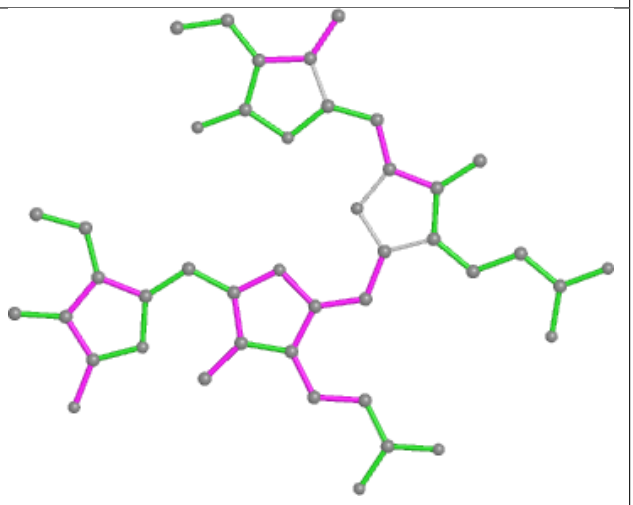

Bond angles

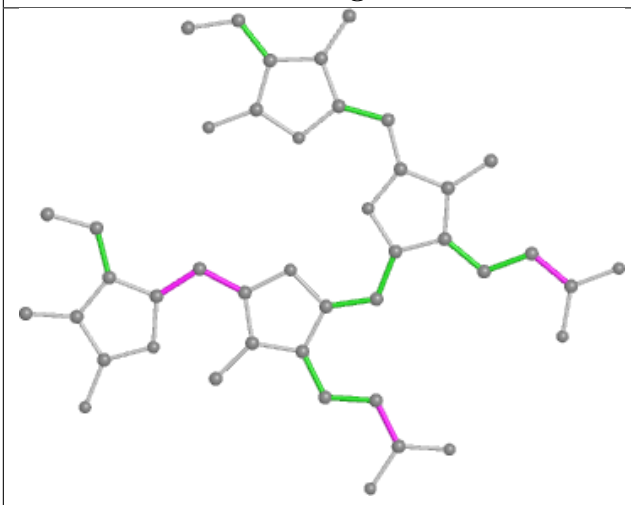

Torsions

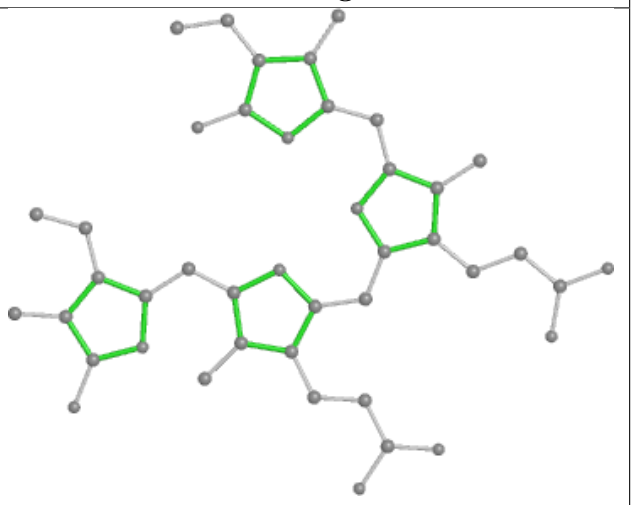

Rings

Ligand PEB X4 201

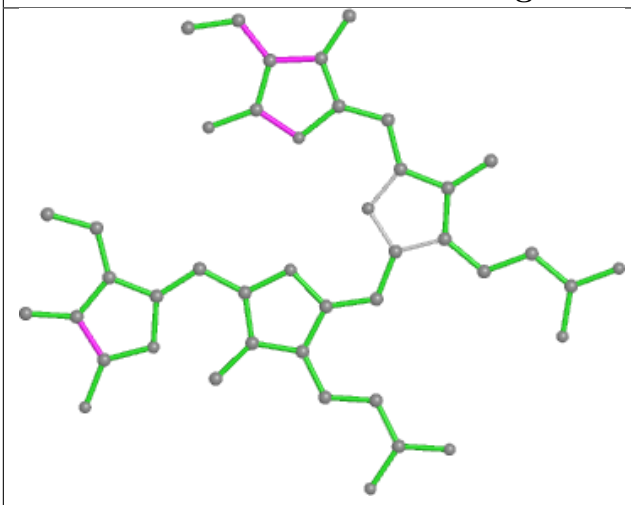

Bond lengths

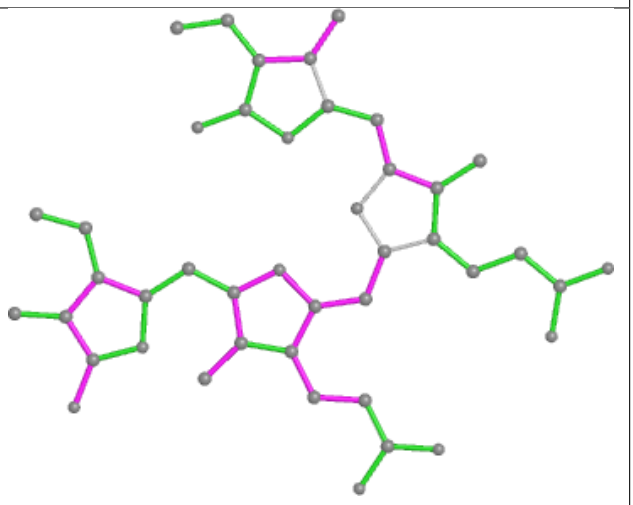

Bond angles

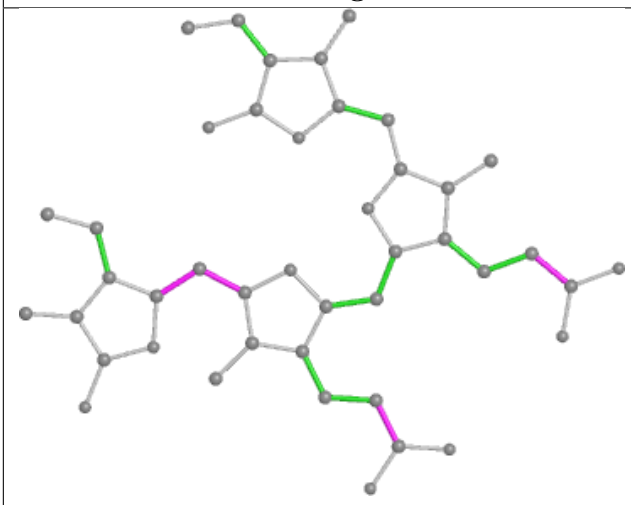

Torsions

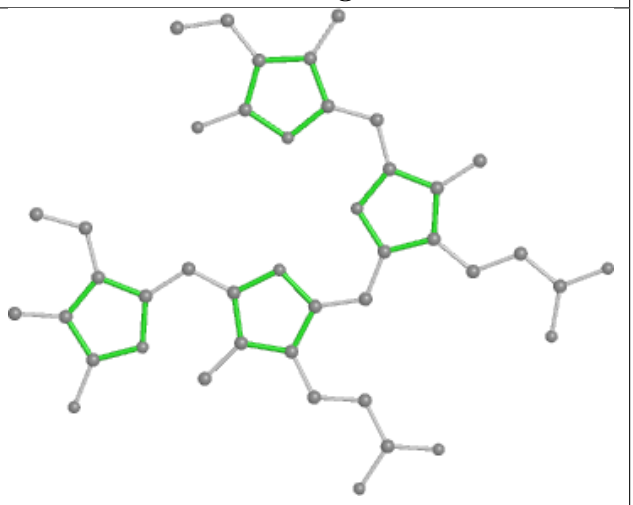

Rings

Ligand PEB P9 201

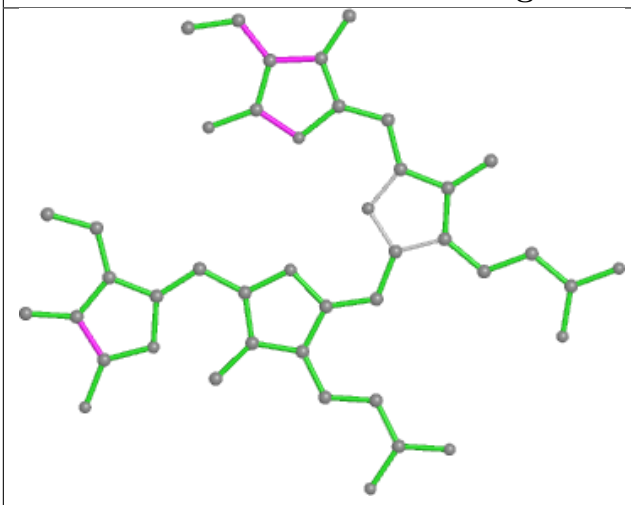

Bond lengths

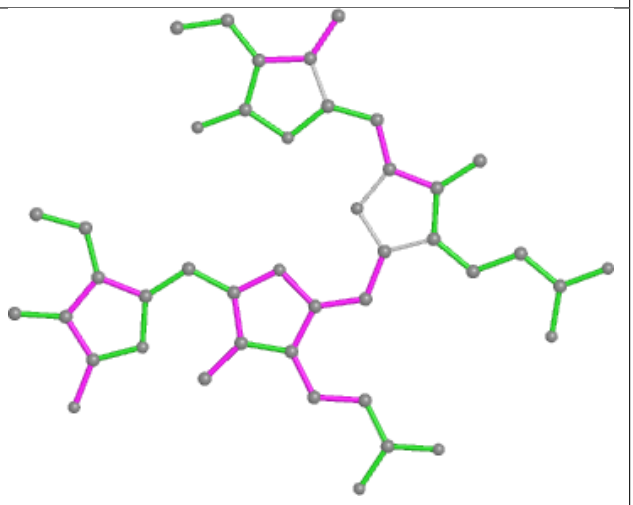

Bond angles

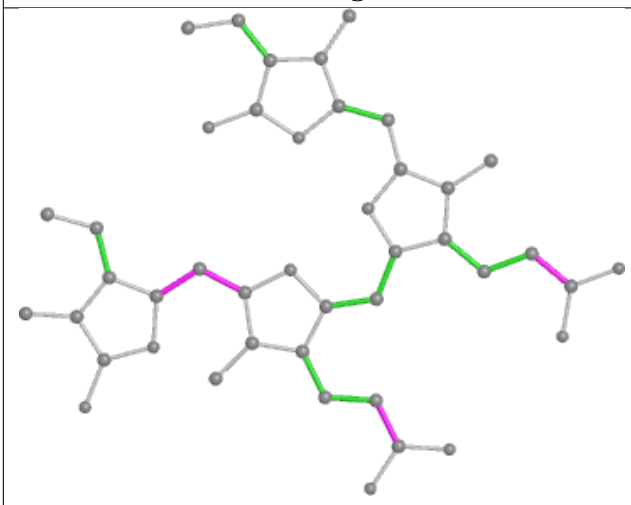

Torsions

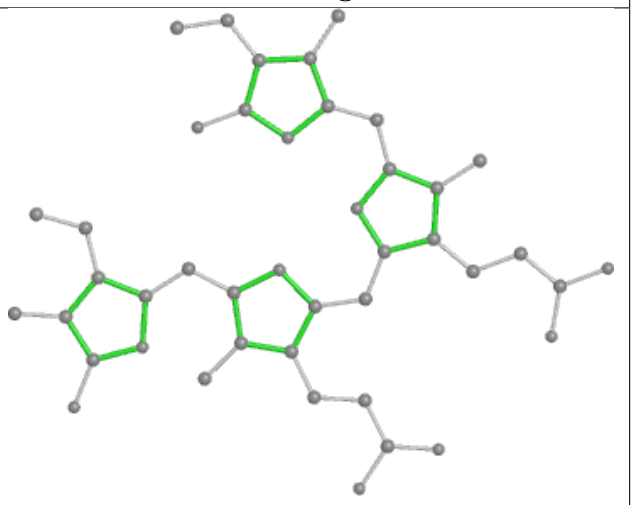

Rings

Ligand PEB G9 202

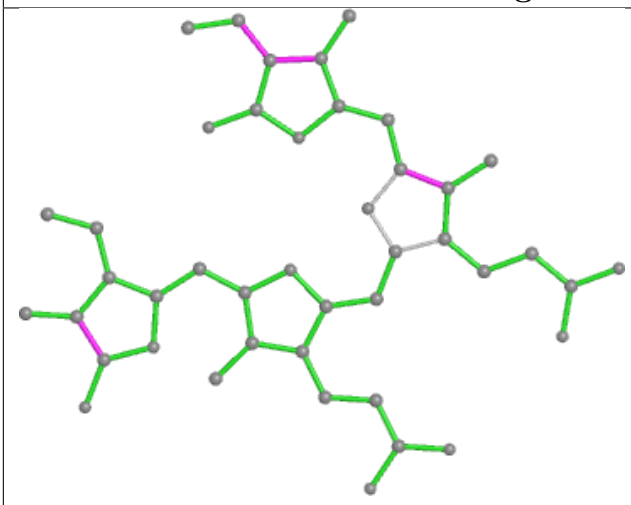

Bond lengths

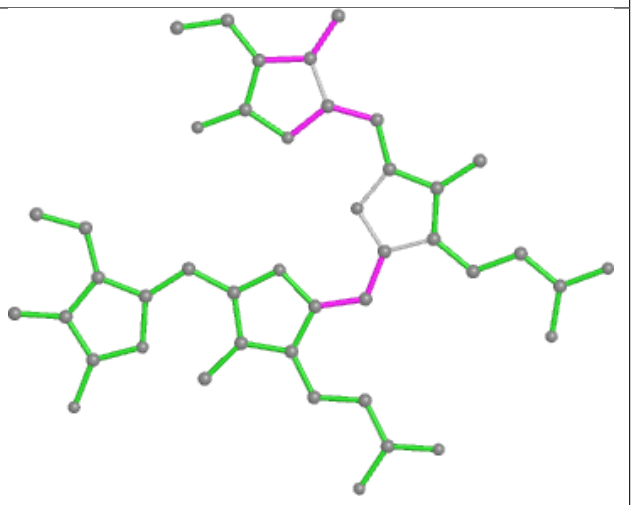

Bond angles

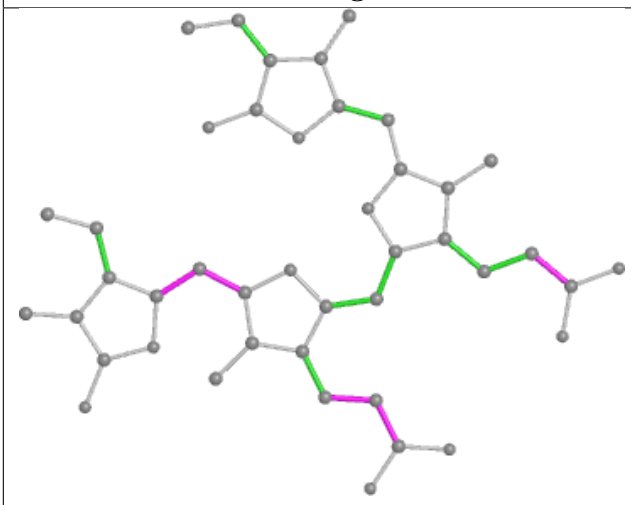

Torsions

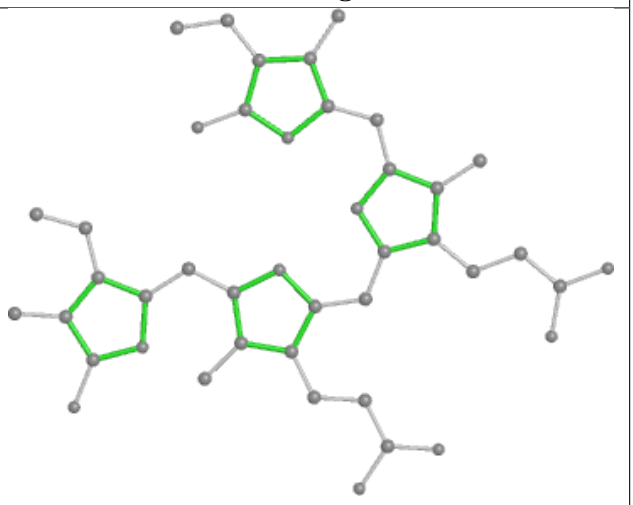

Rings

Ligand PVN Y9 303

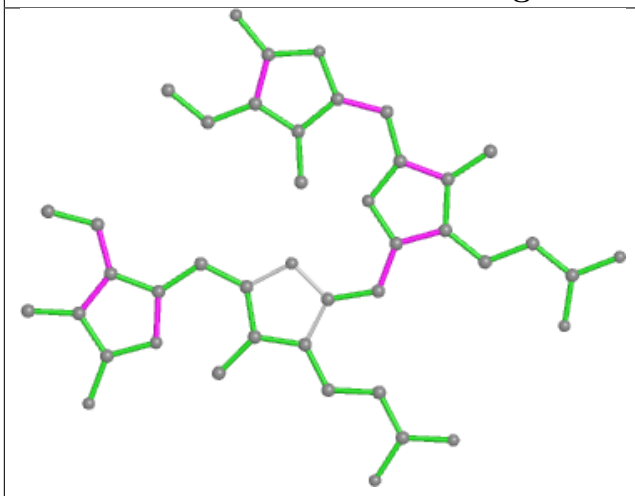

Bond lengths

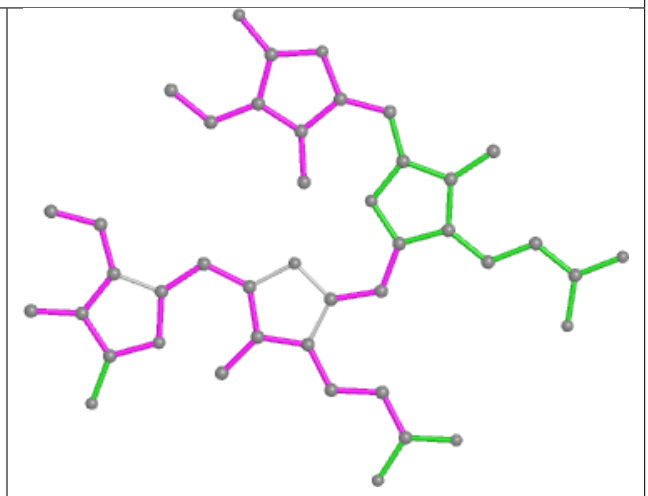

Bond angles

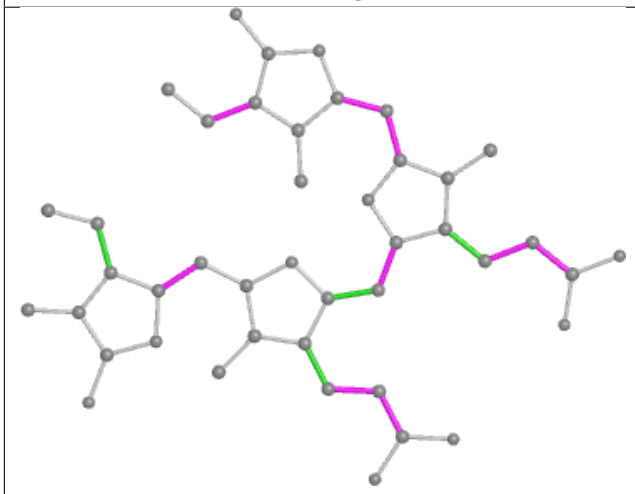

Torsions

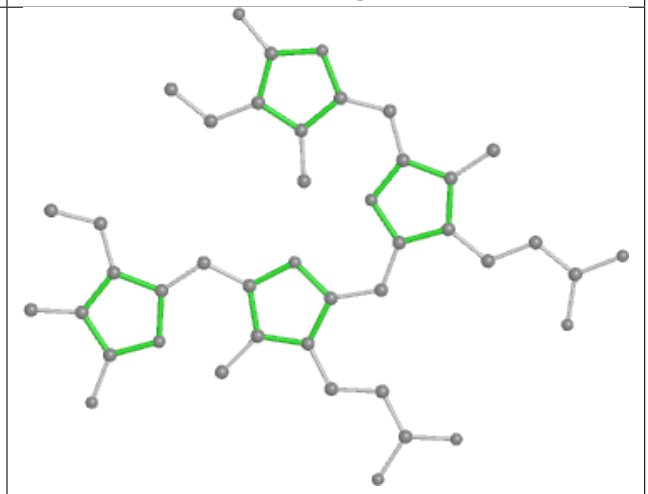

Rings

Ligand PEB eU 201

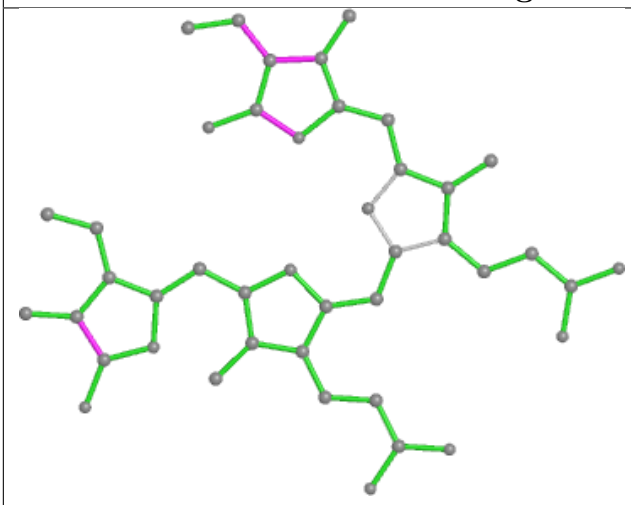

Bond lengths

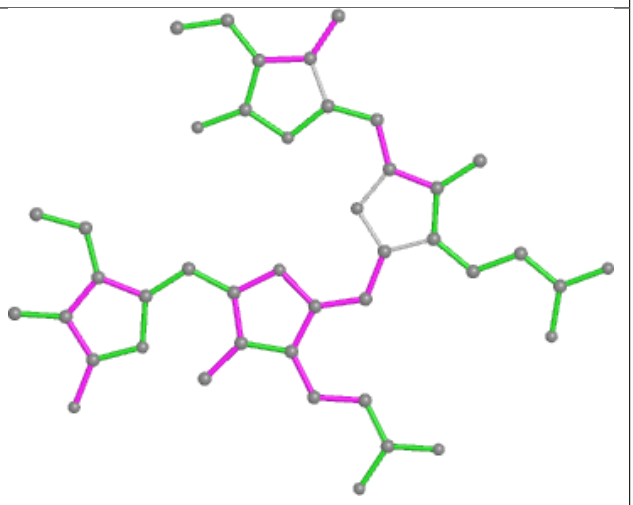

Bond angles

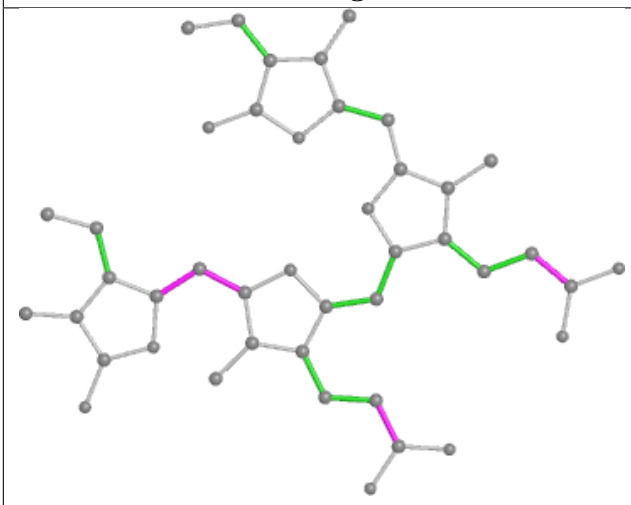

Torsions

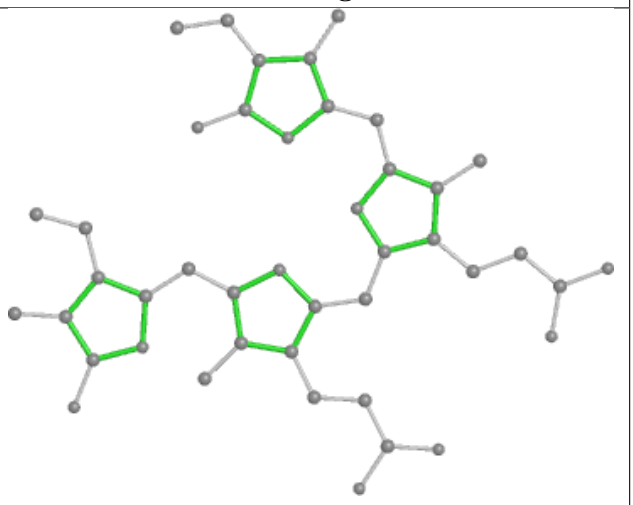

Rings

Ligand PEB Z9 1002

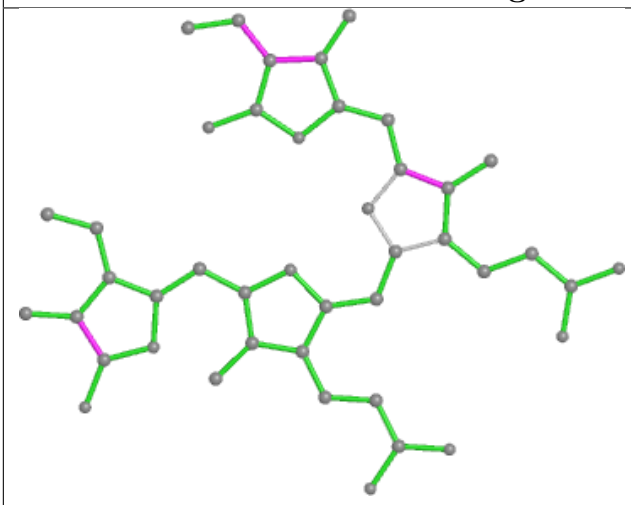

Bond lengths

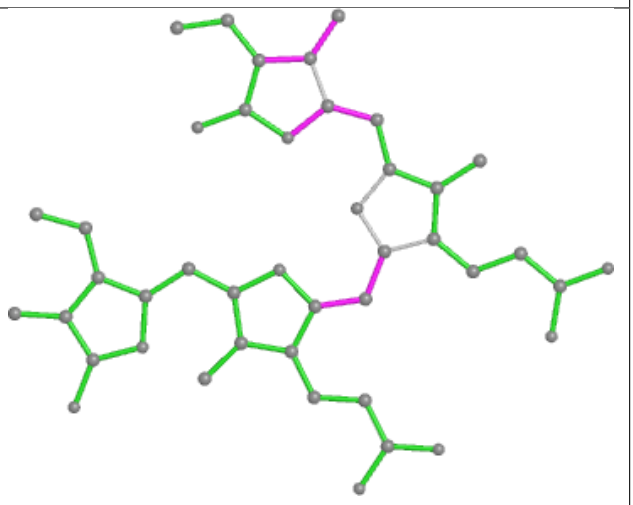

Bond angles

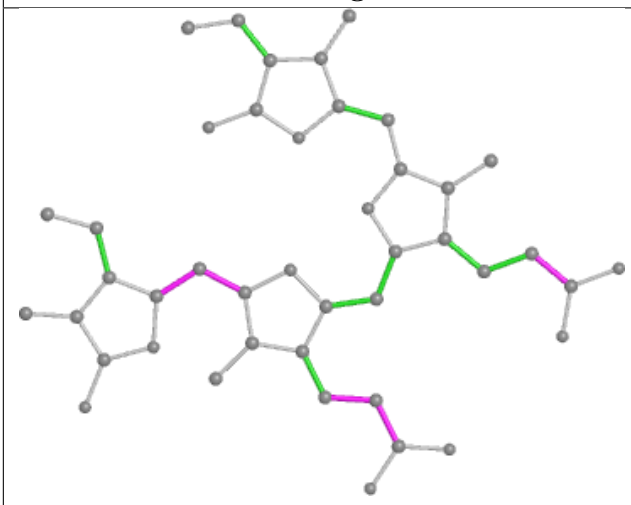

Torsions

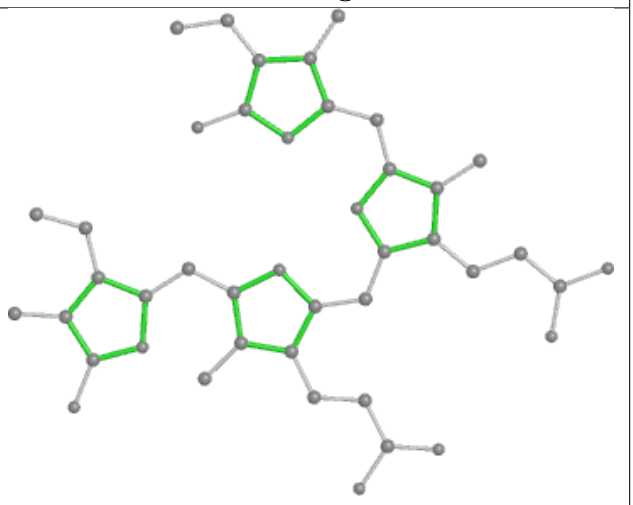

Rings

Ligand PEB g4 201

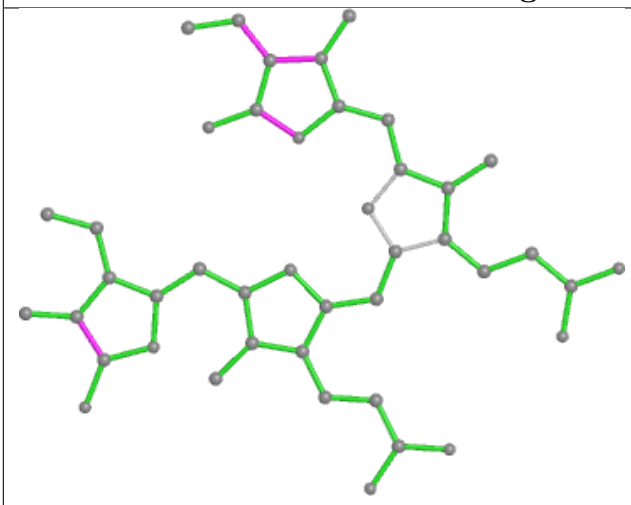

Bond lengths

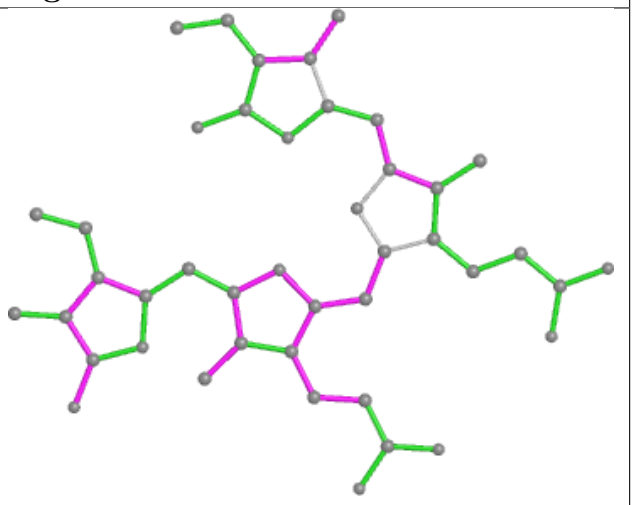

Bond angles

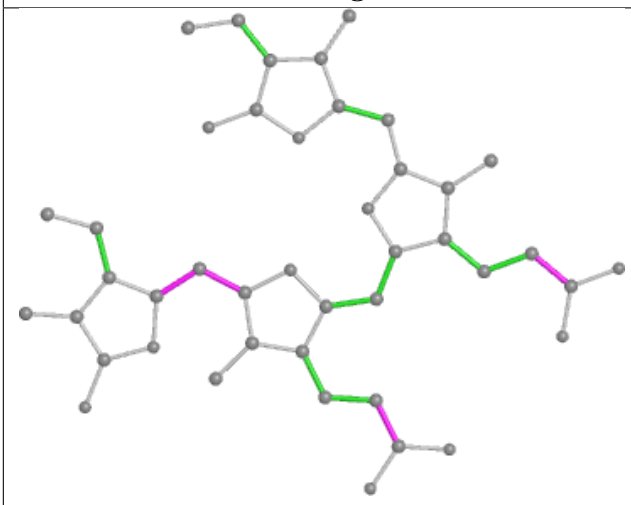

Torsions

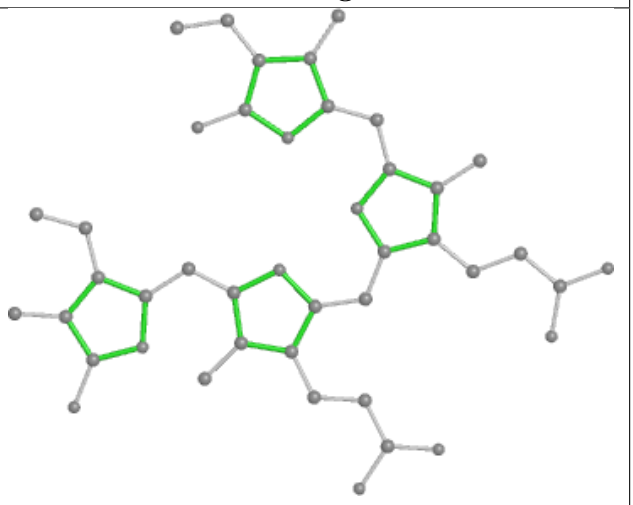

Rings

Ligand PEB w6 1002

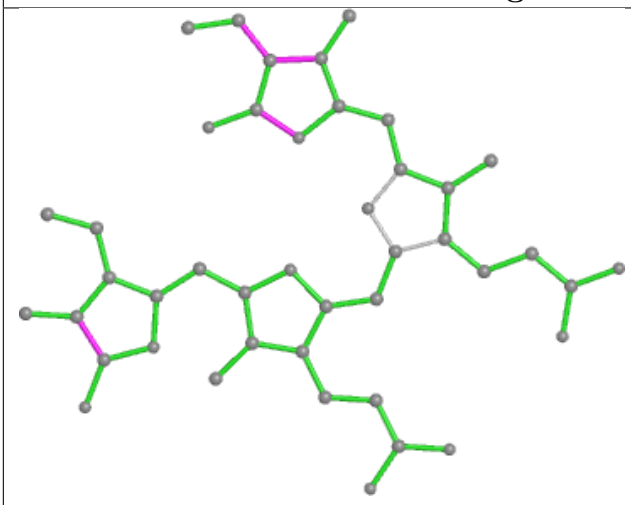

Bond lengths

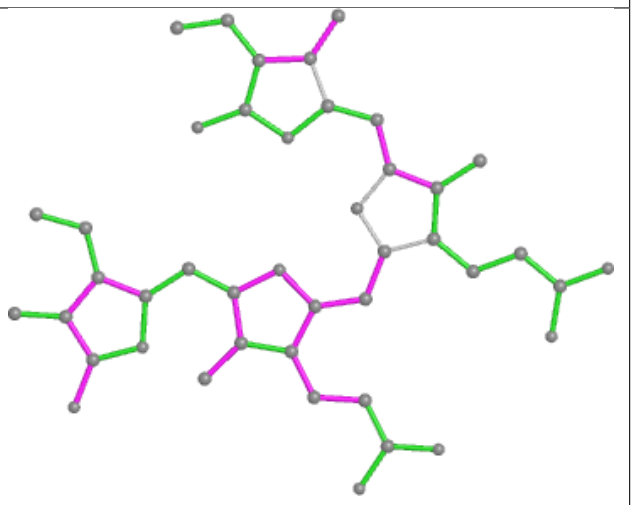

Bond angles

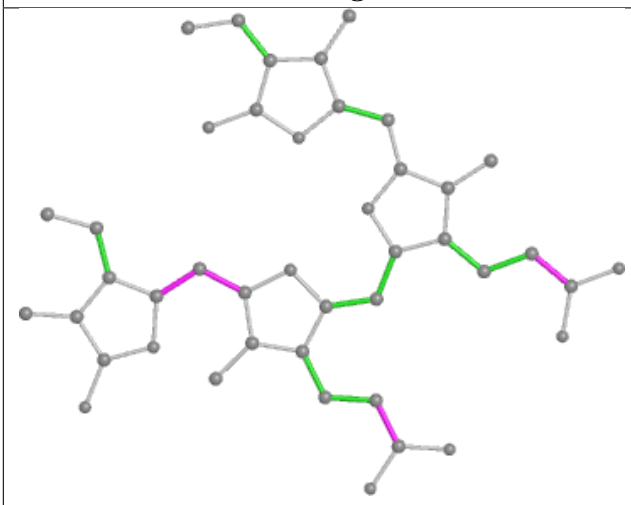

Torsions

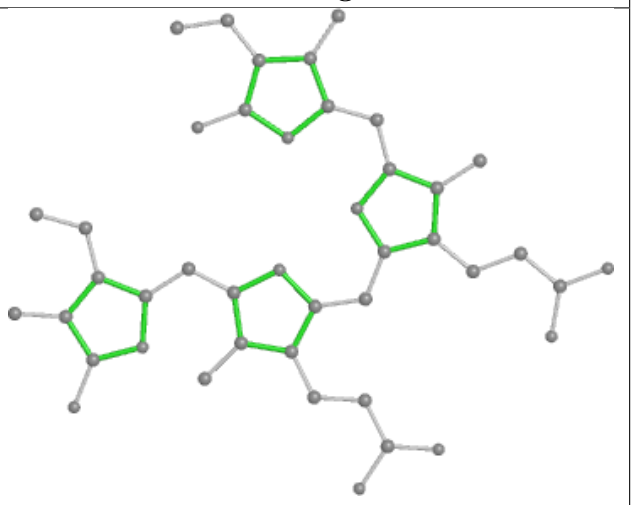

Rings

Ligand PEB f6 202

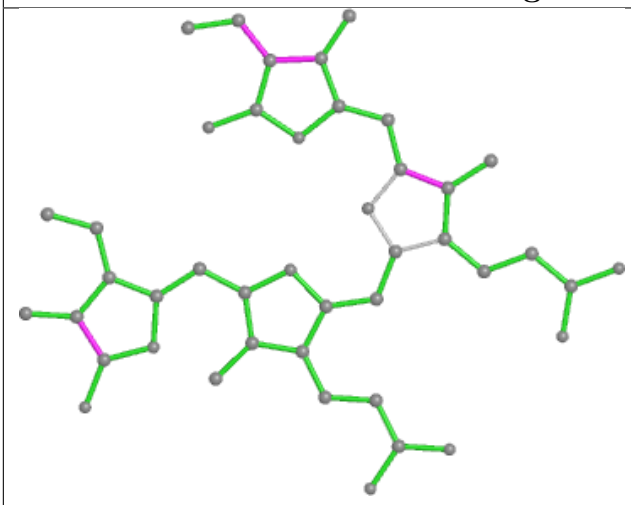

Bond lengths

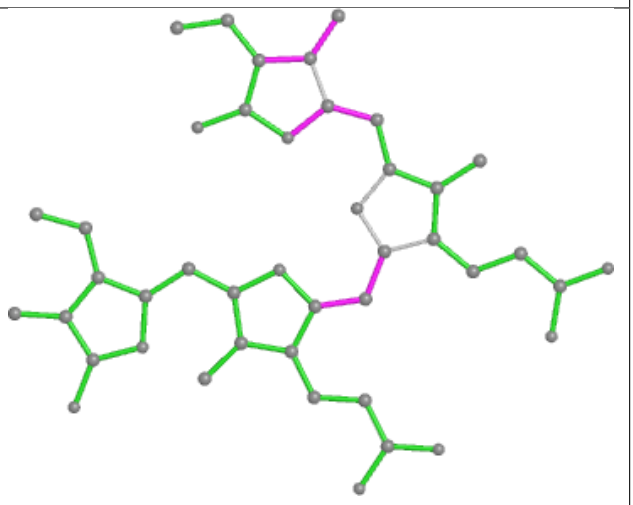

Bond angles

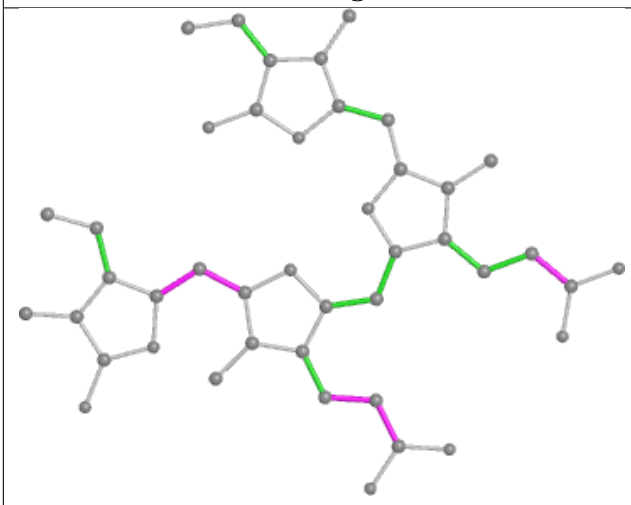

Torsions

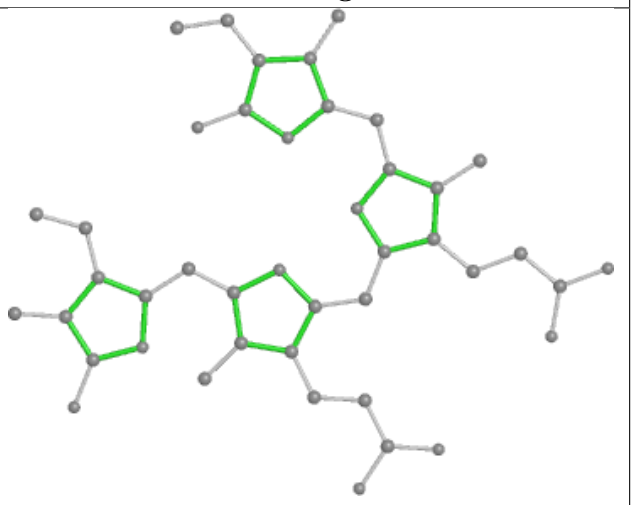

Rings

Ligand PUB N6 203

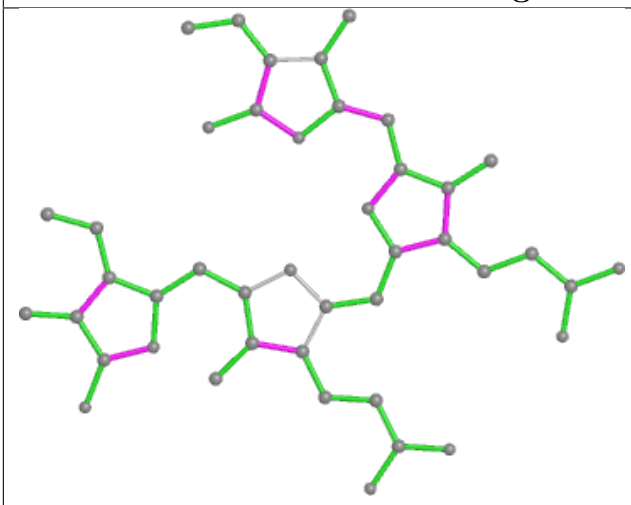

Bond lengths

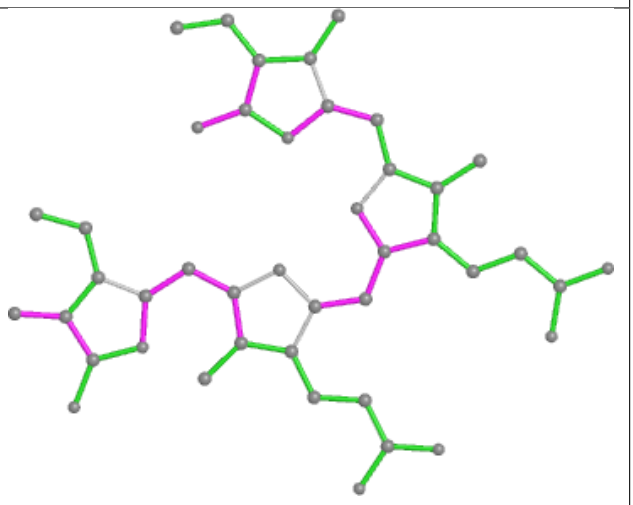

Bond angles

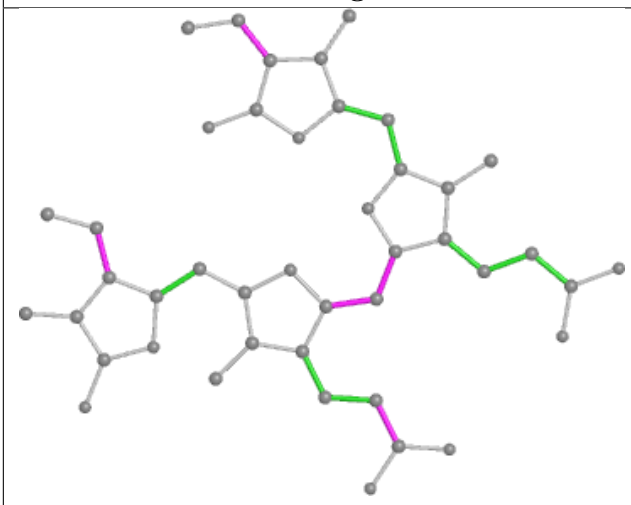

Torsions

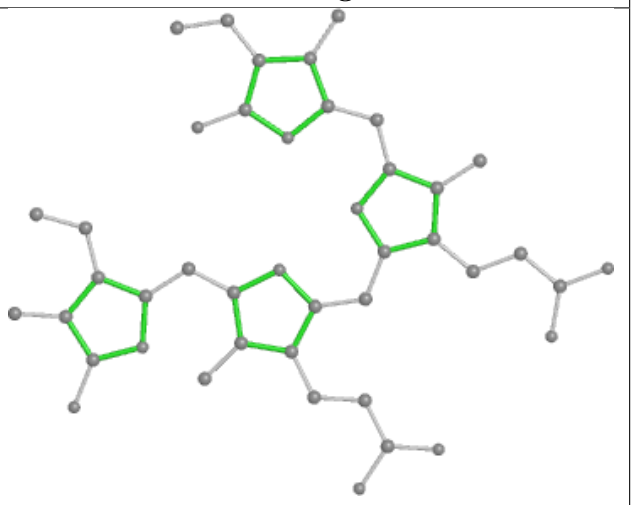

Rings

Ligand PEB z3 202

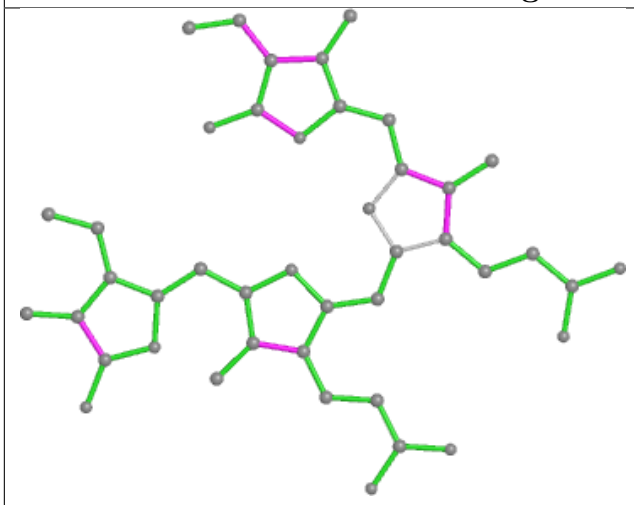

Bond lengths

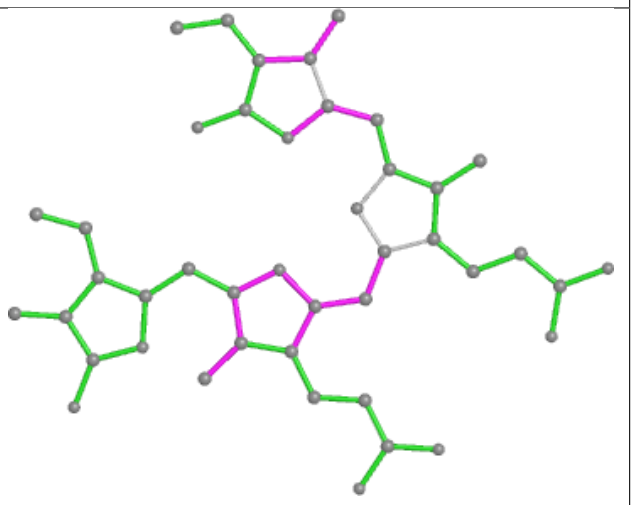

Bond angles

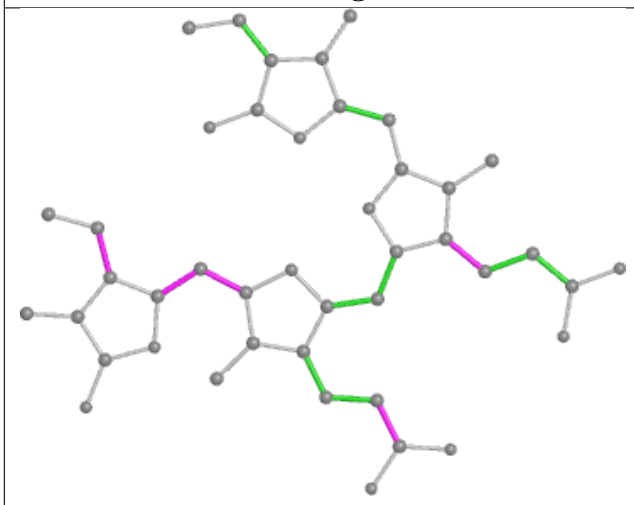

Torsions

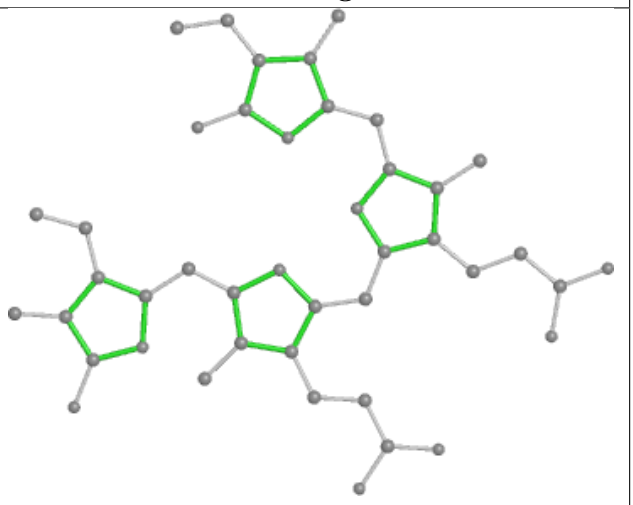

Rings

Ligand PEB N6 201

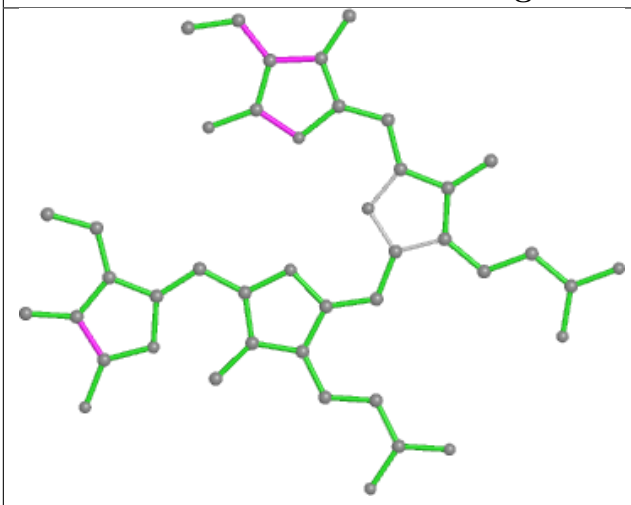

Bond lengths

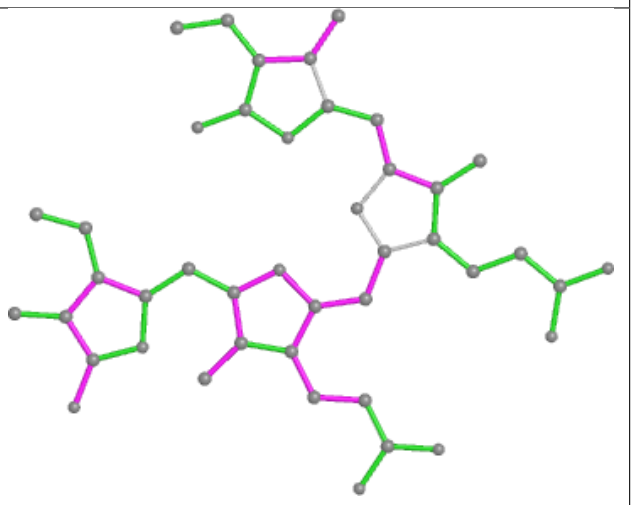

Bond angles

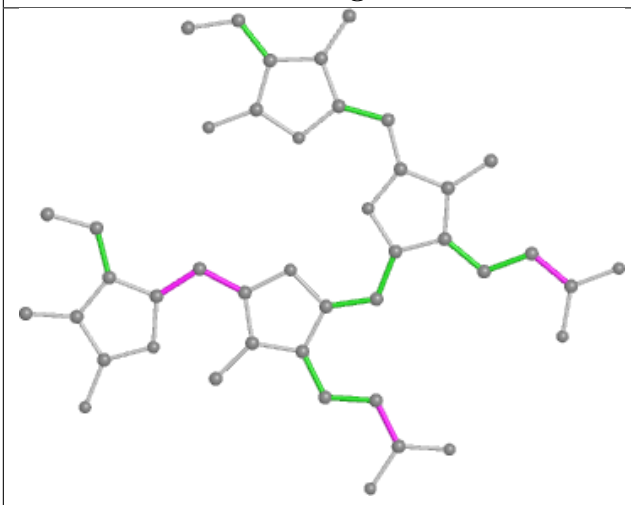

Torsions

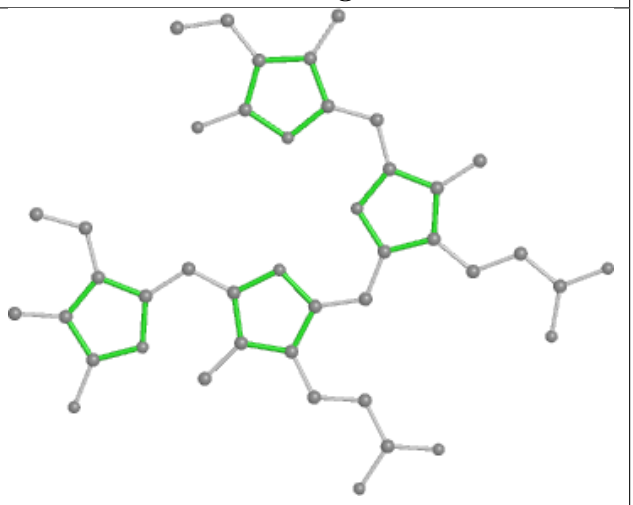

Rings

Ligand PUB T8 305

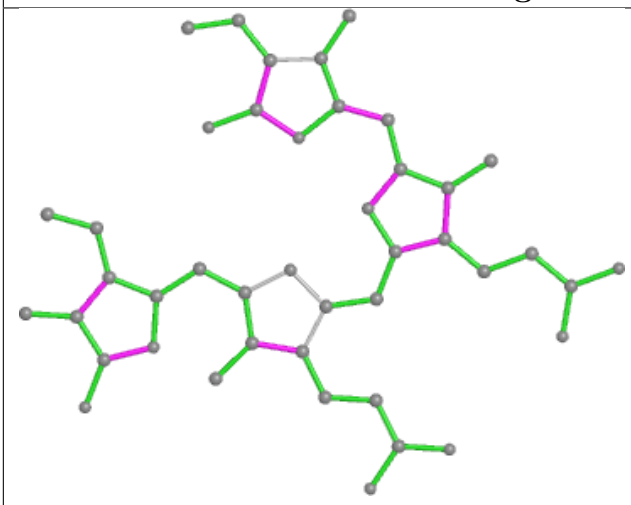

Bond lengths

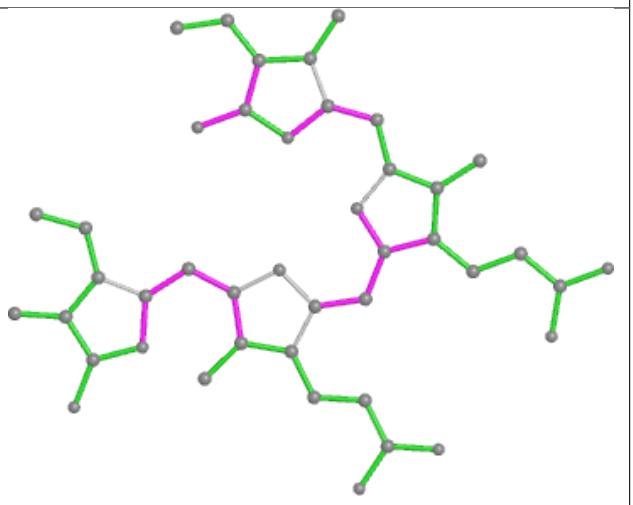

Bond angles

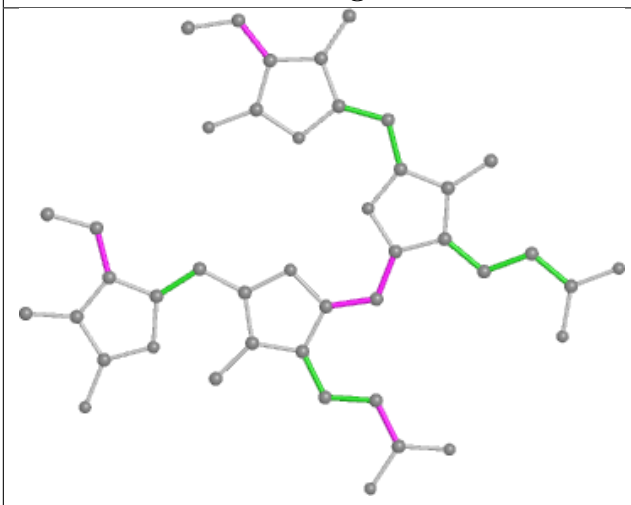

Torsions

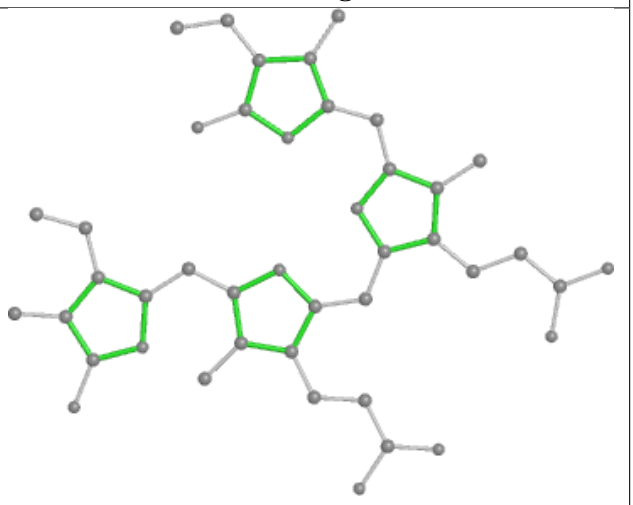

Rings

Ligand CYC R1 1001

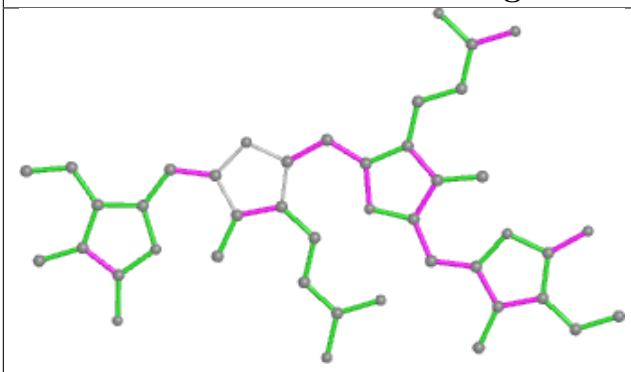

Bond lengths

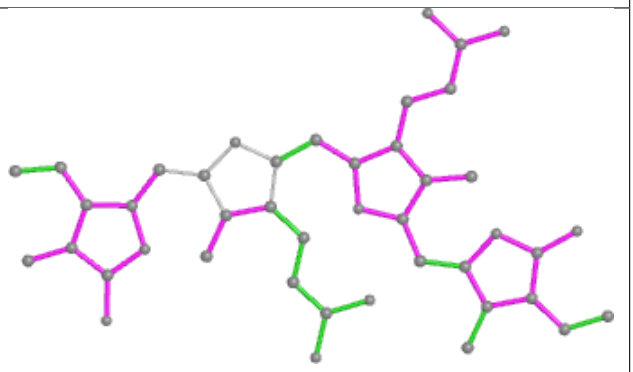

Bond angles

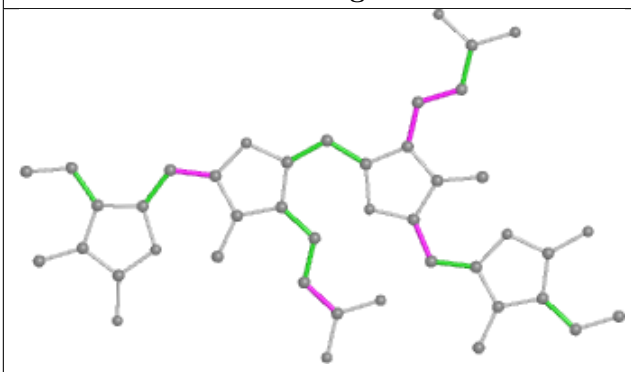

Torsions

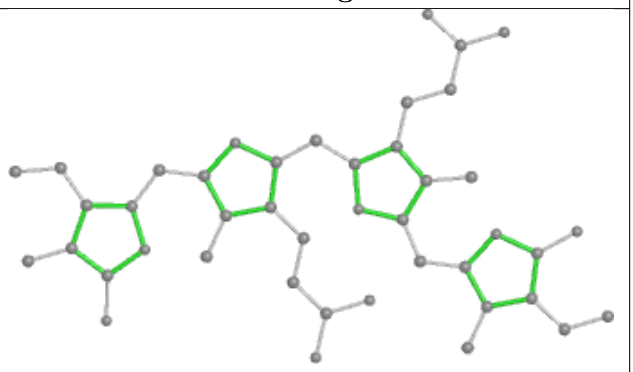

Rings

Ligand PUB B4 203

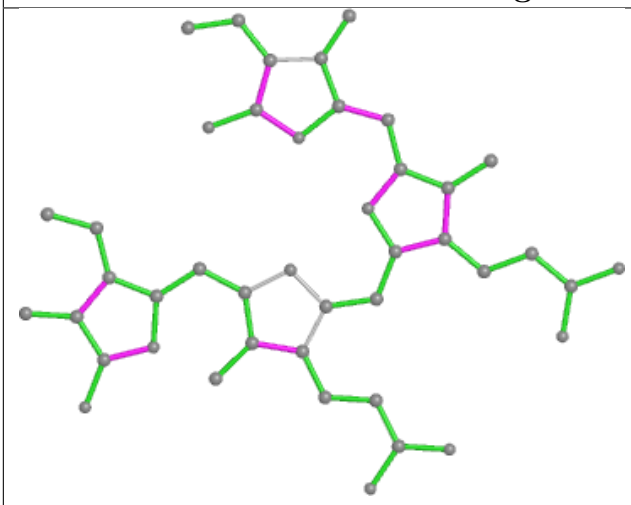

Bond lengths

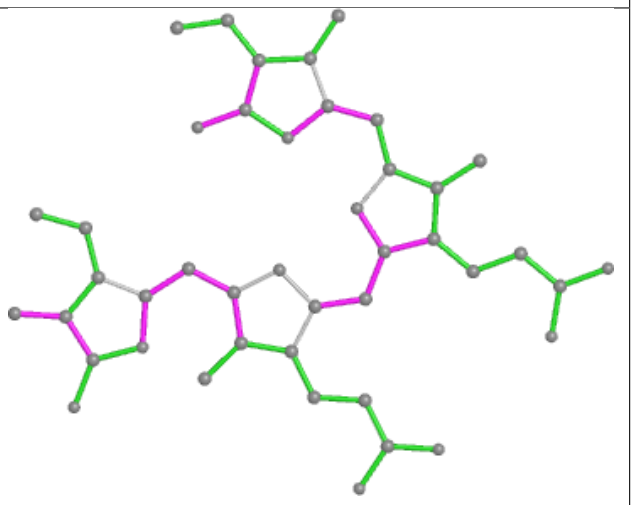

Bond angles

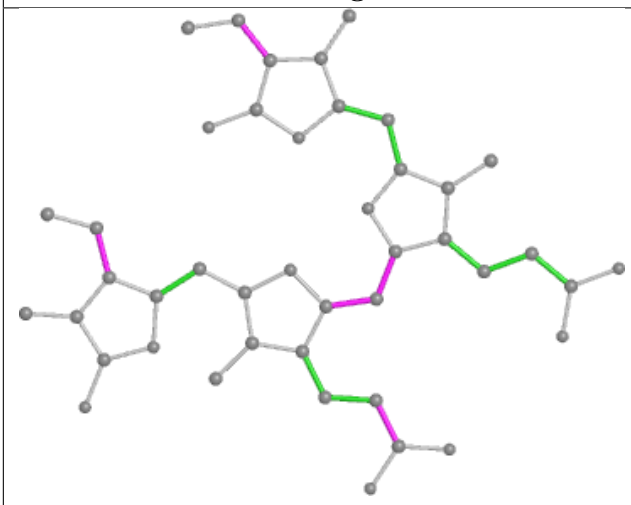

Torsions

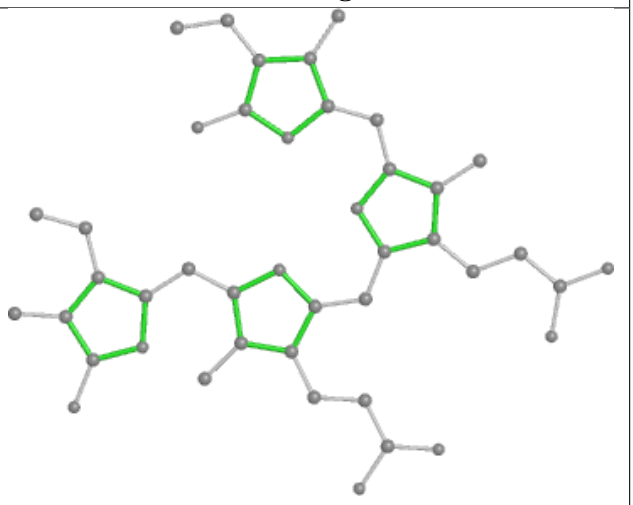

Rings

Ligand PUB c9 305

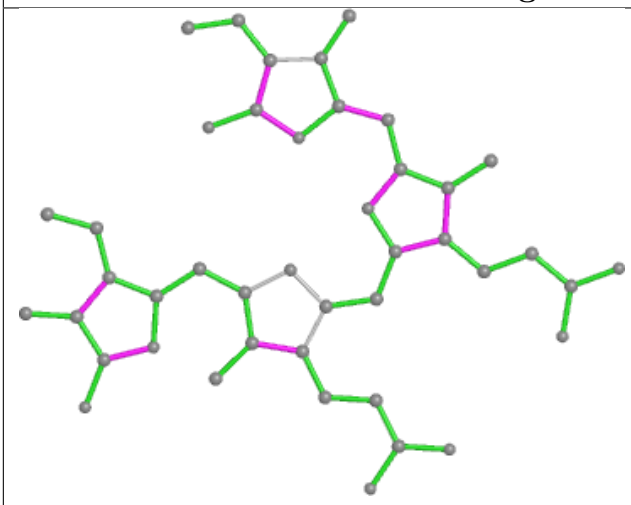

Bond lengths

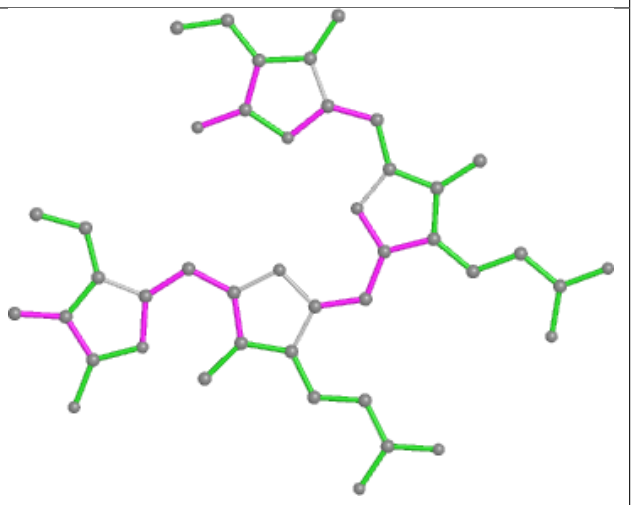

Bond angles

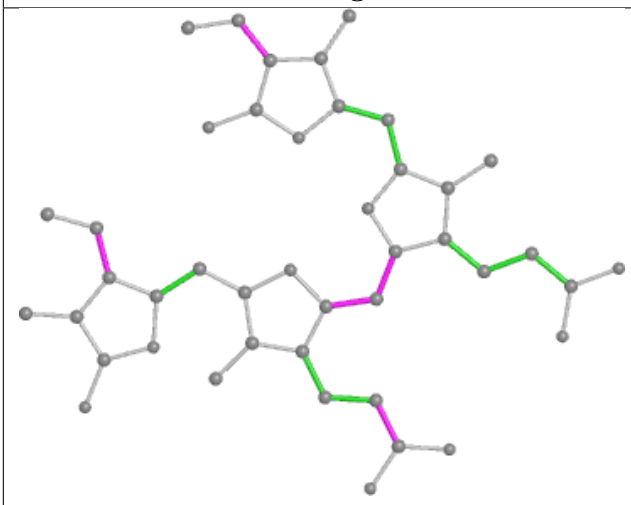

Torsions

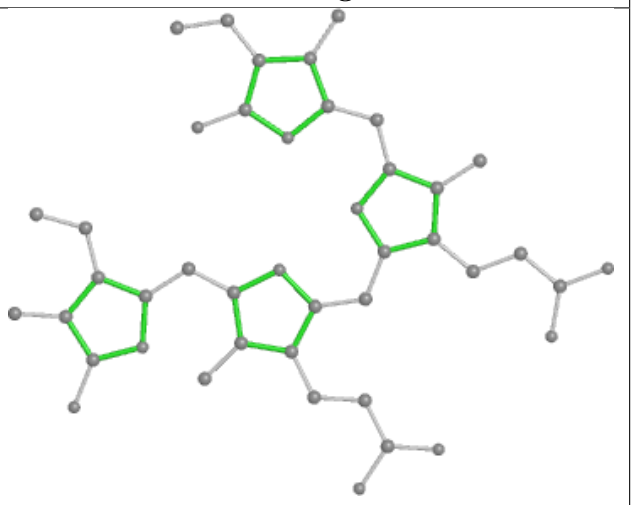

Rings

Ligand PVN A2 1004

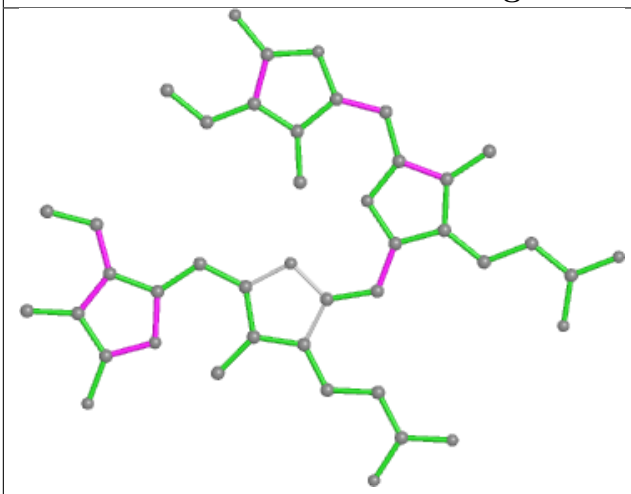

Bond lengths

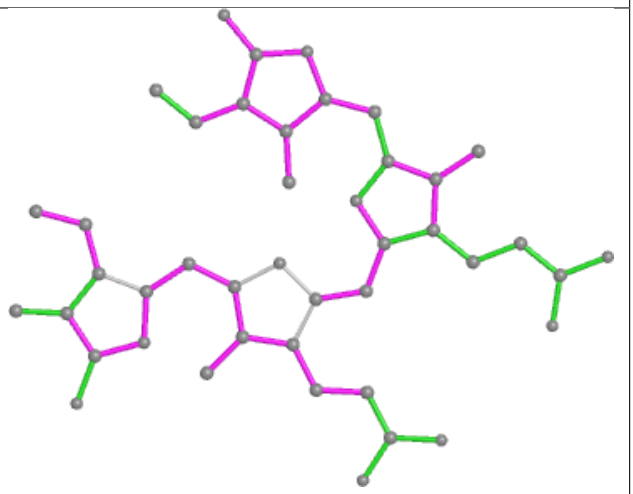

Bond angles

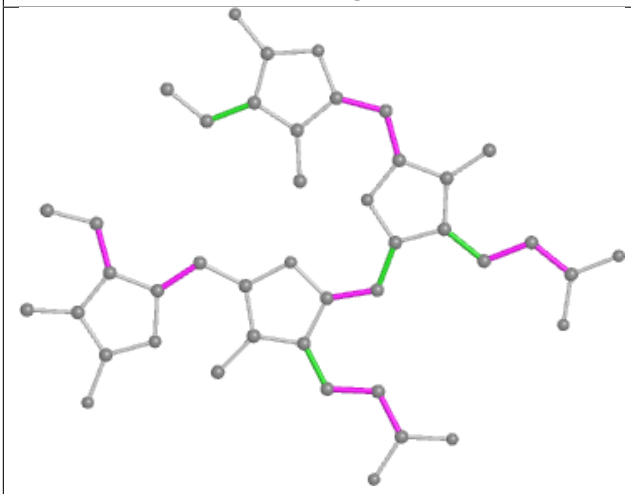

Torsions

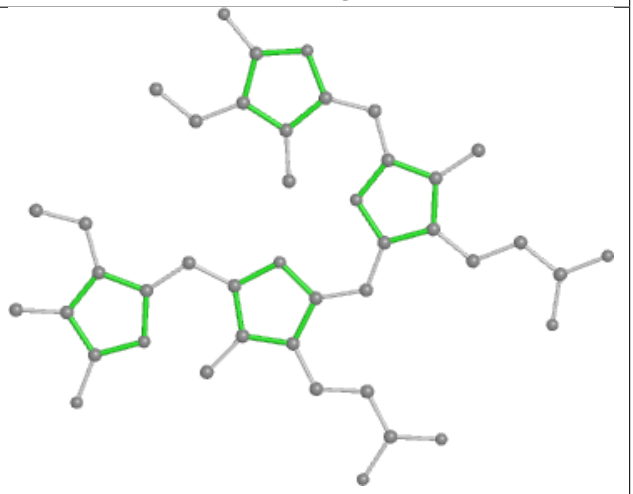

Rings

Ligand PEB lu 201

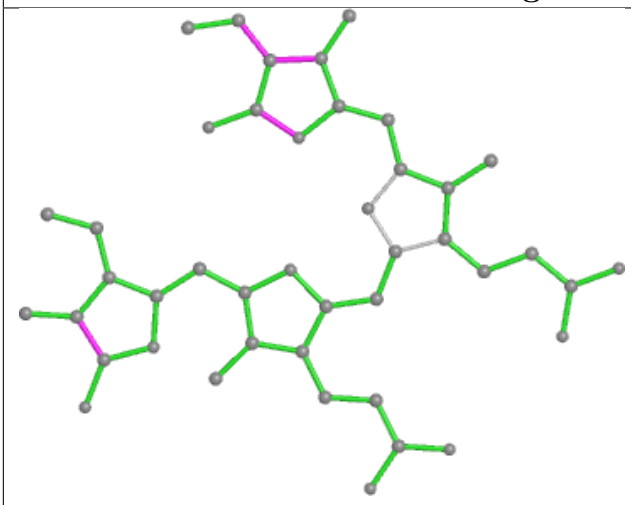

Bond lengths

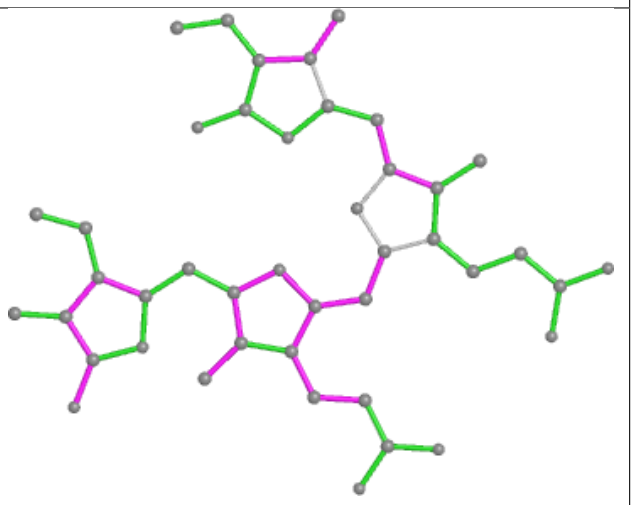

Bond angles

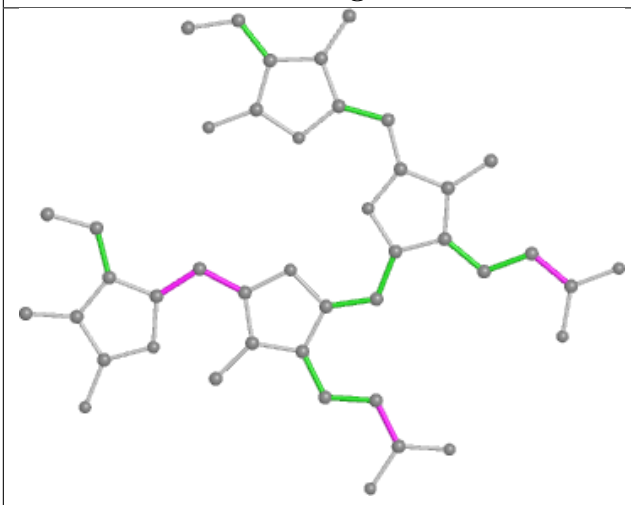

Torsions

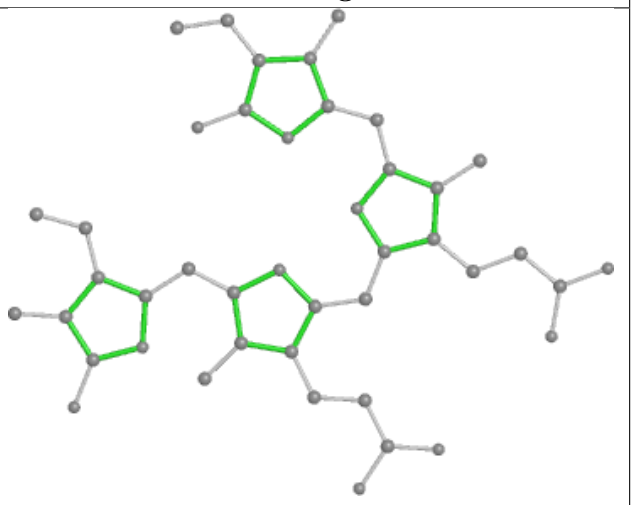

Rings

Ligand PEB w7 1001

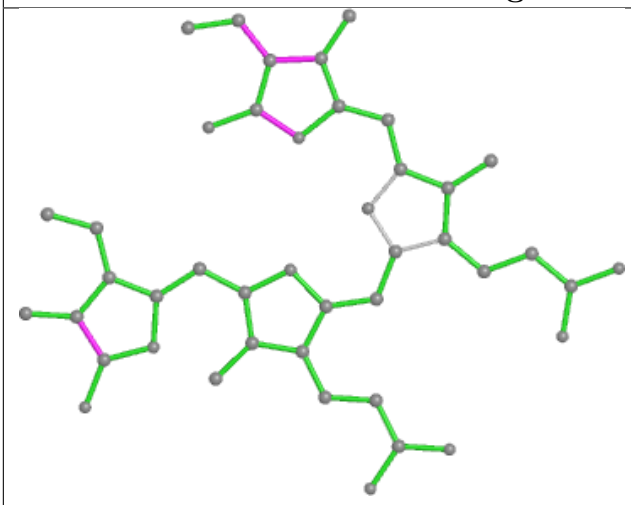

Bond lengths

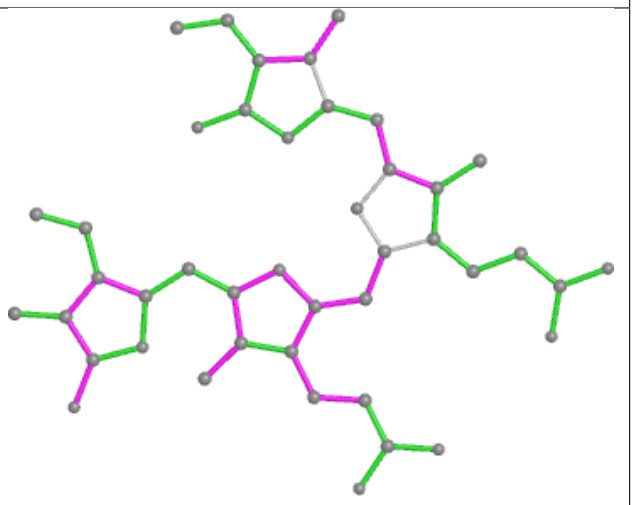

Bond angles

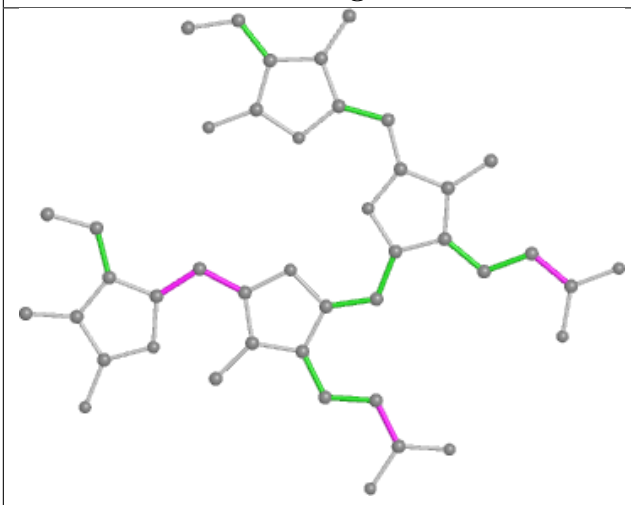

Torsions

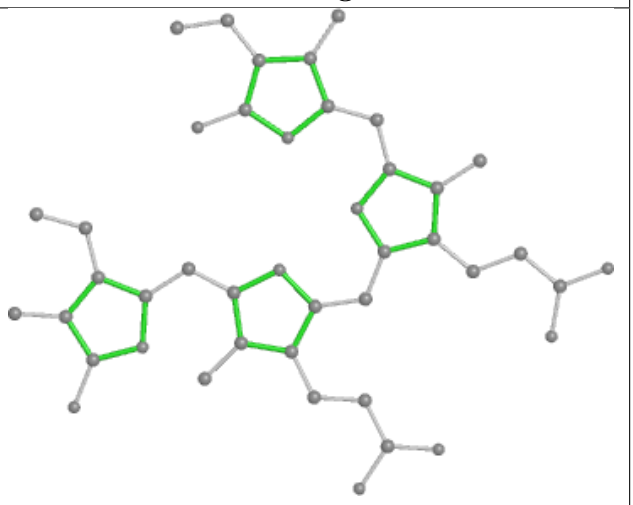

Rings

Ligand PEB ey 1002

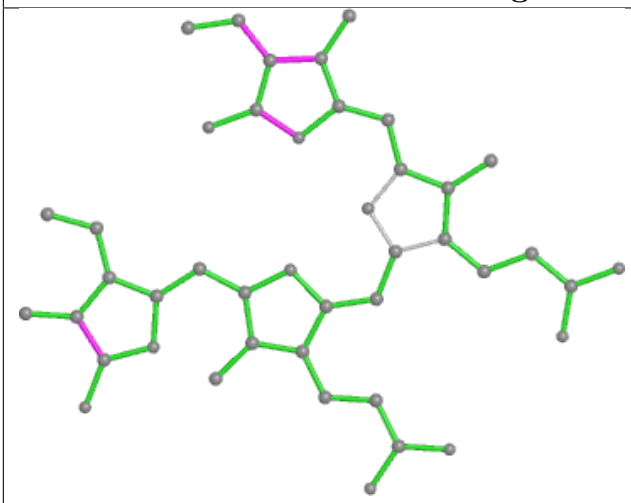

Bond lengths

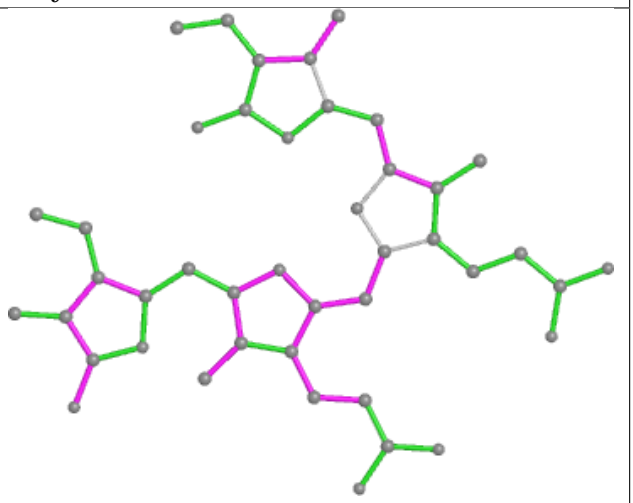

Bond angles

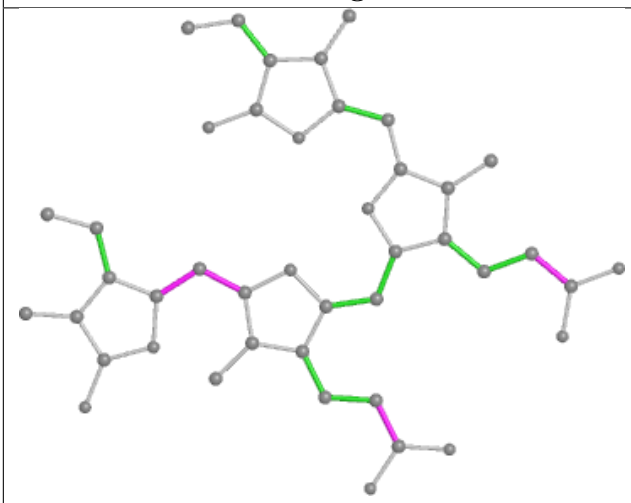

Torsions

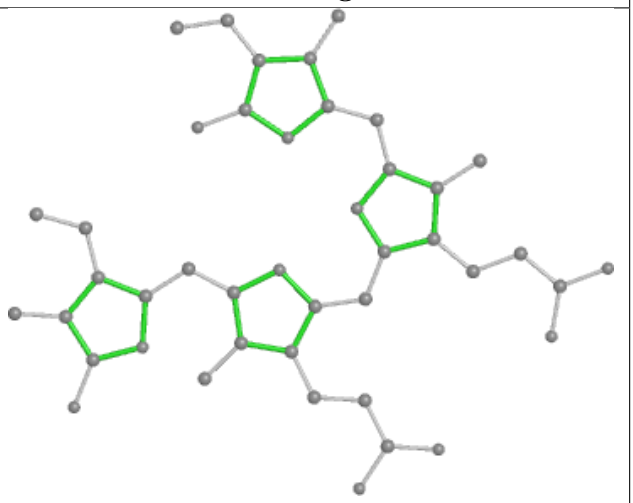

Rings

Ligand PUB s7 203

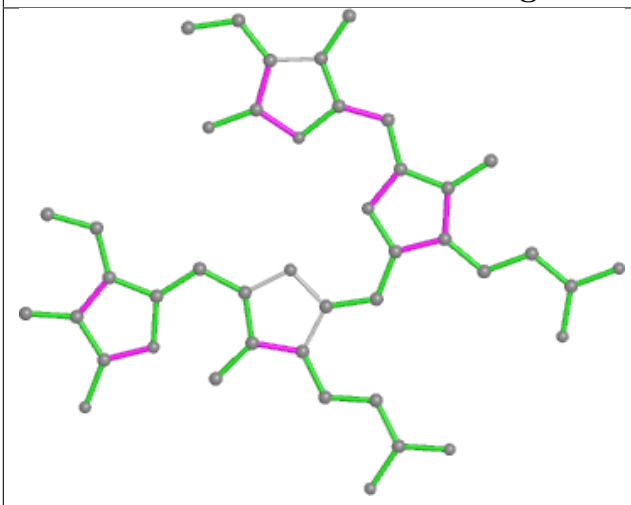

Bond lengths

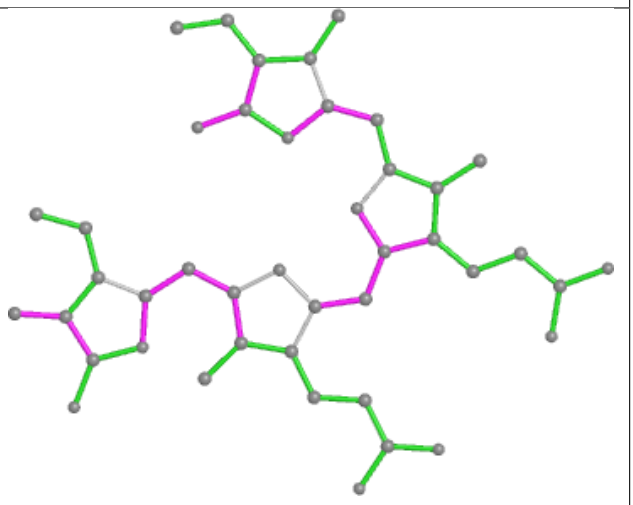

Bond angles

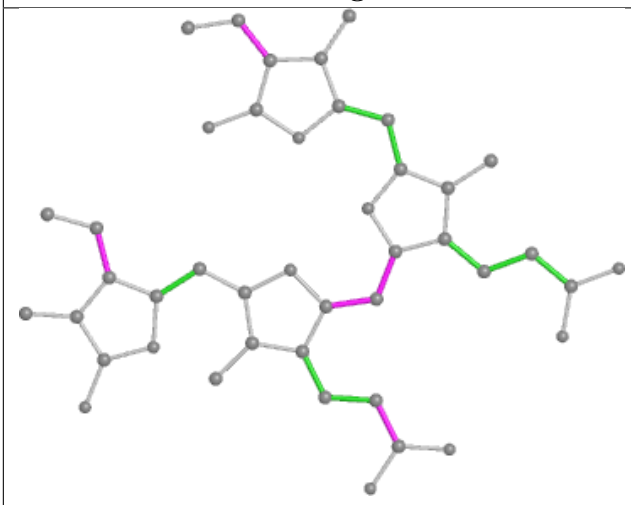

Torsions

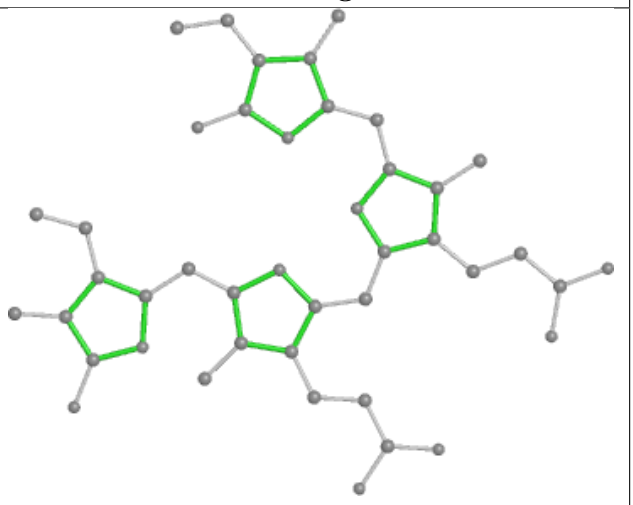

Rings

Ligand PEB dJ 202

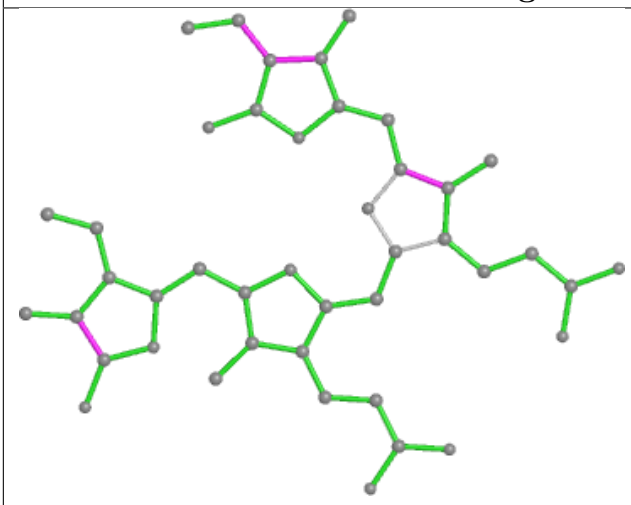

Bond lengths

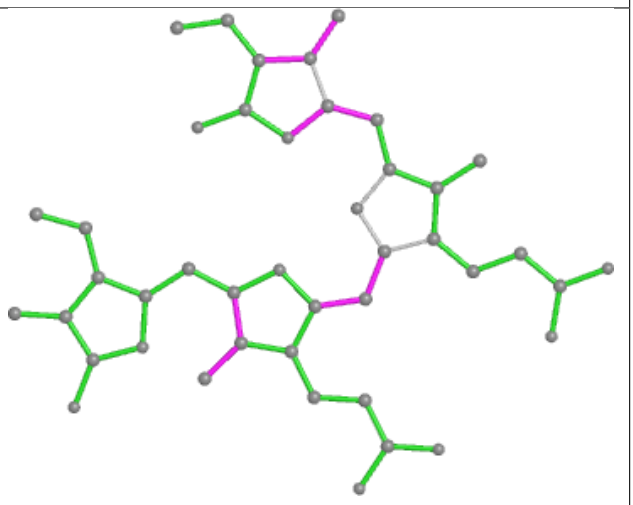

Bond angles

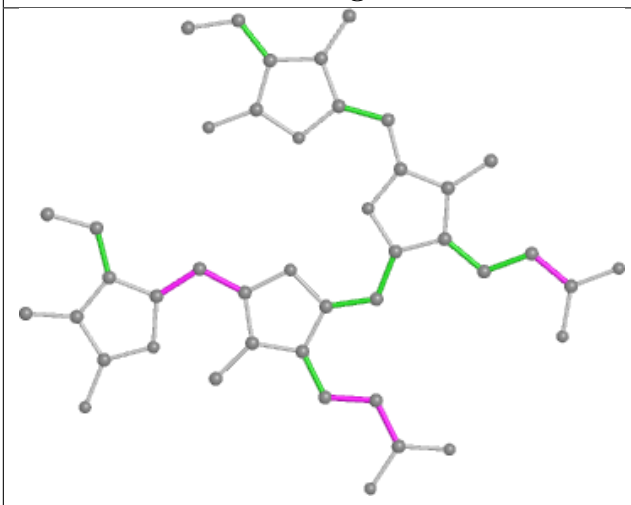

Torsions

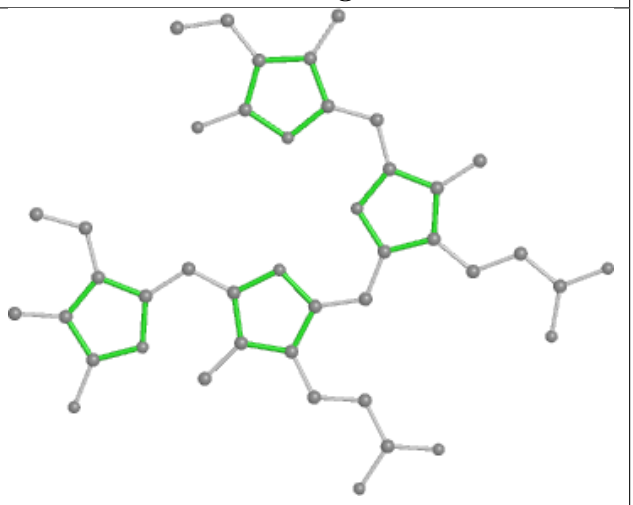

Rings

Ligand PEB eC 202

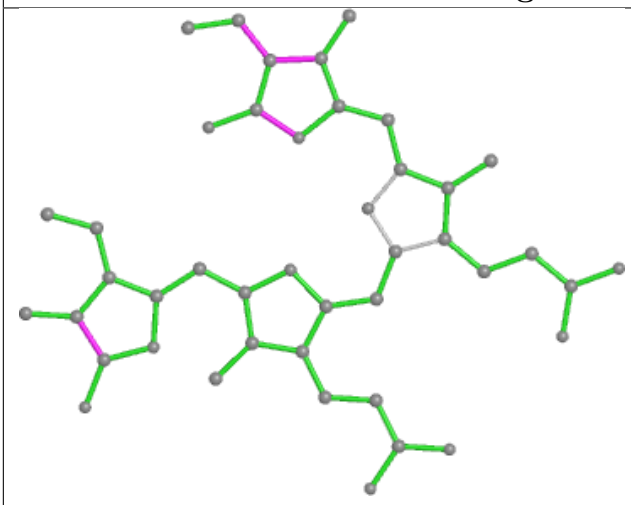

Bond lengths

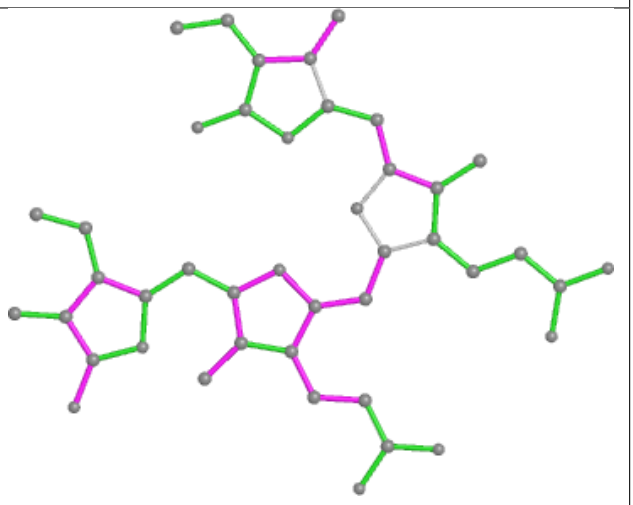

Bond angles

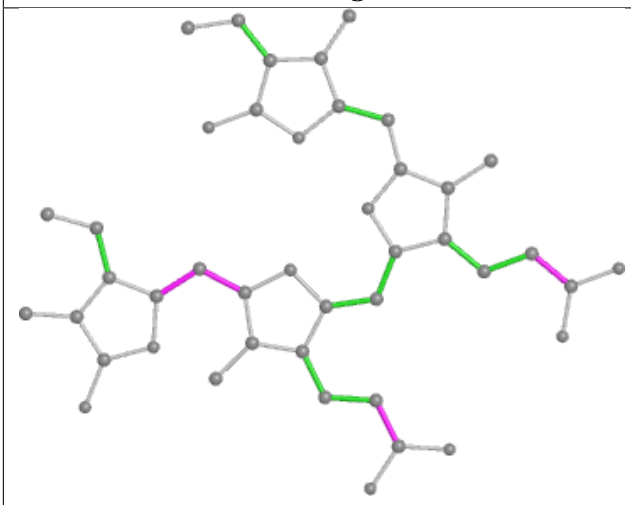

Torsions

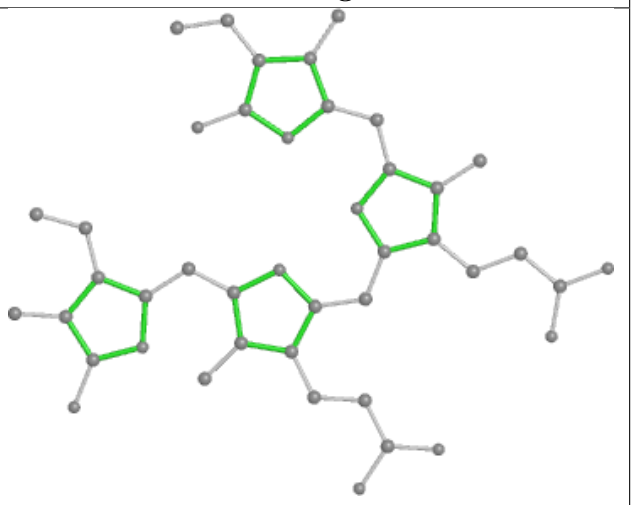

Rings

Ligand PUB z9 203

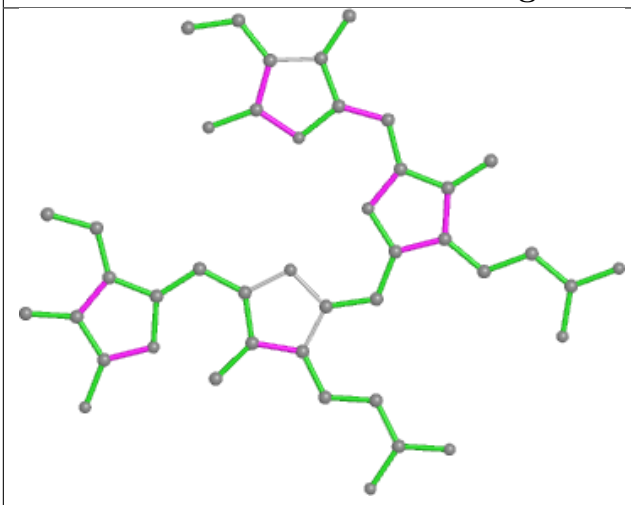

Bond lengths

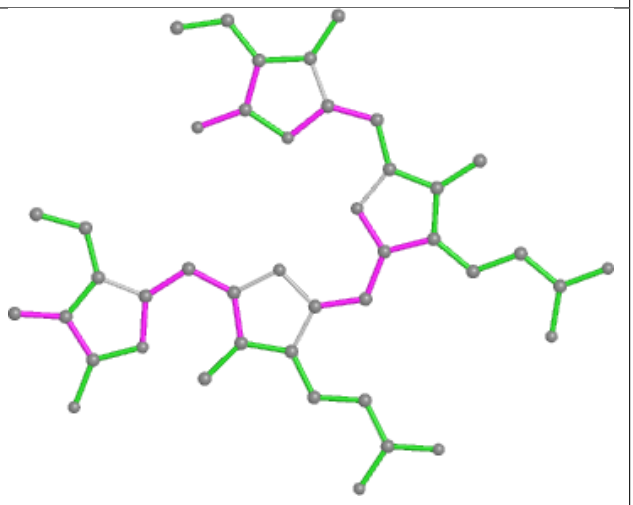

Bond angles

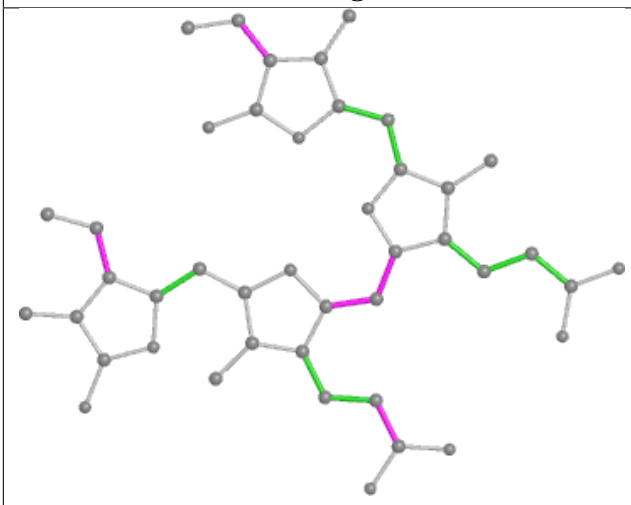

Torsions

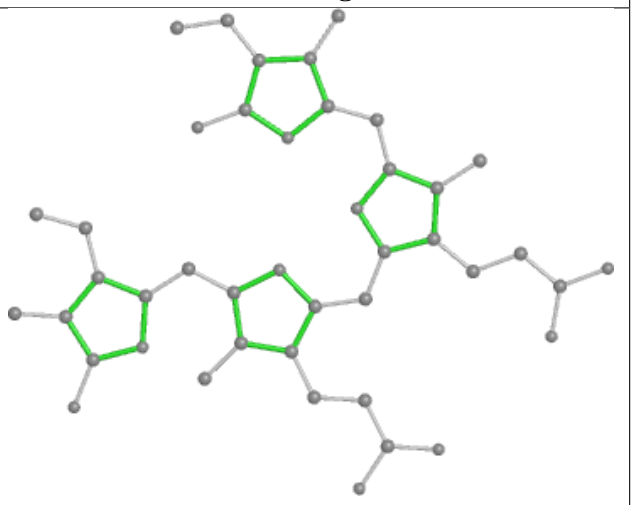

Rings

Ligand CYC n1 201

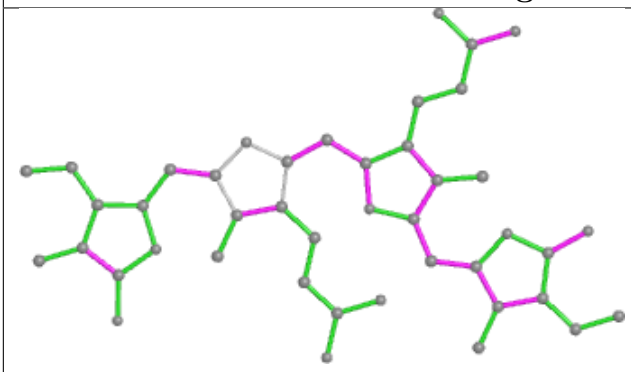

Bond lengths

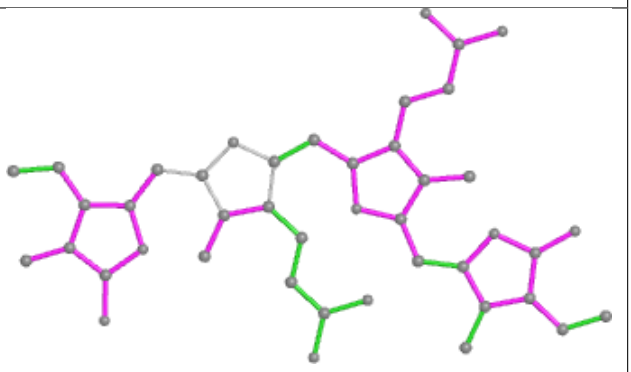

Bond angles

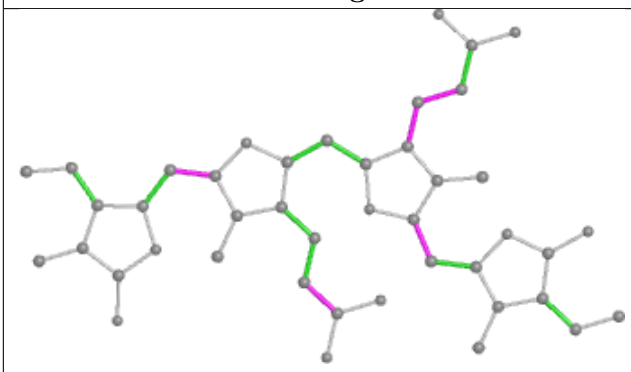

Torsions

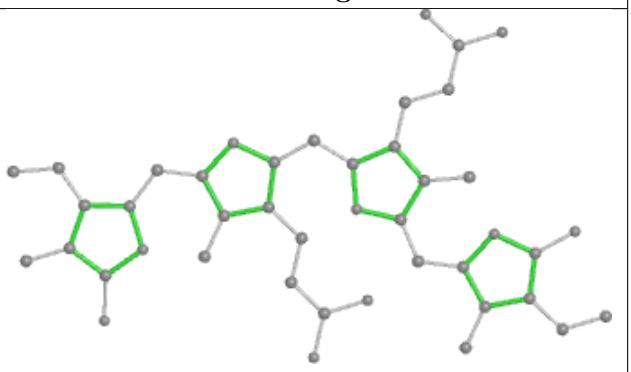

Rings

Ligand PEB k3 202

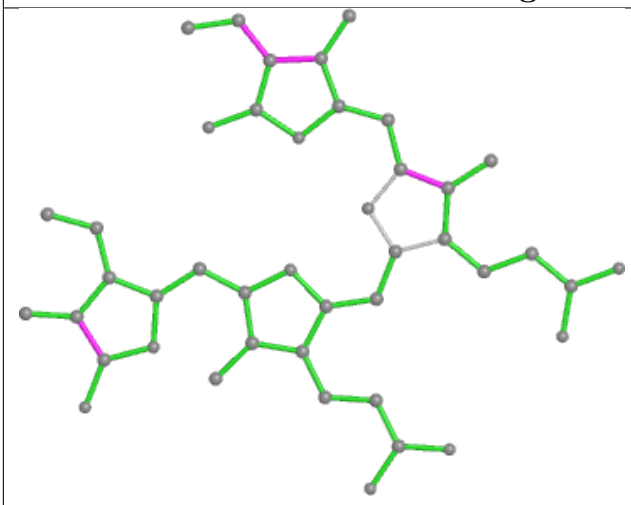

Bond lengths

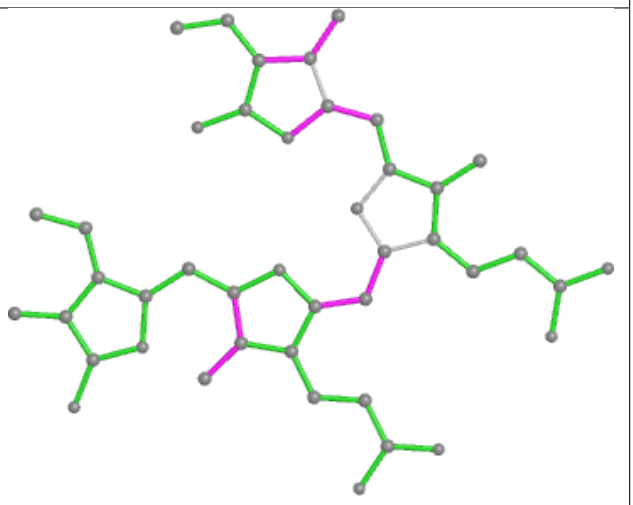

Bond angles

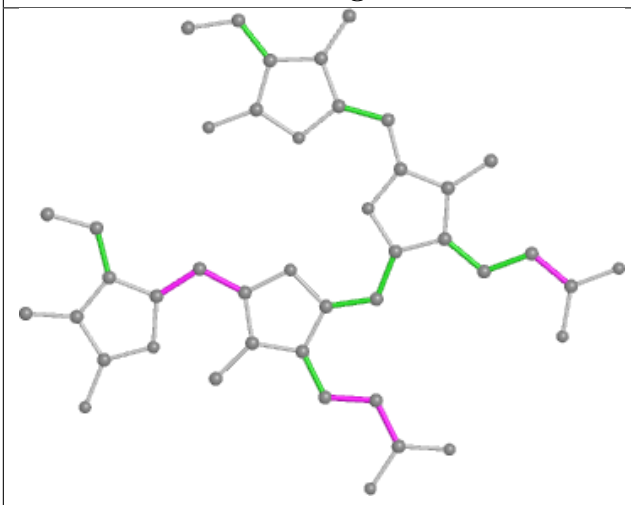

Torsions

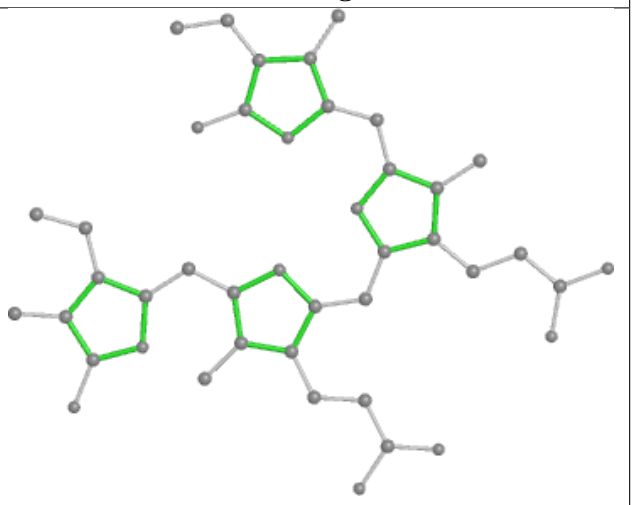

Rings

Ligand PEB I4 202

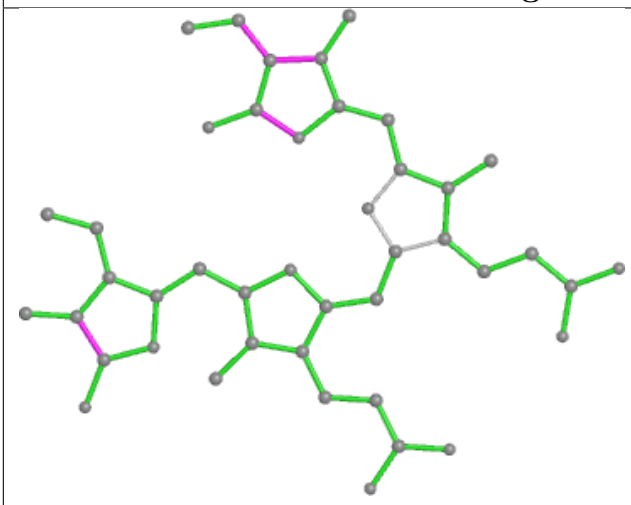

Bond lengths

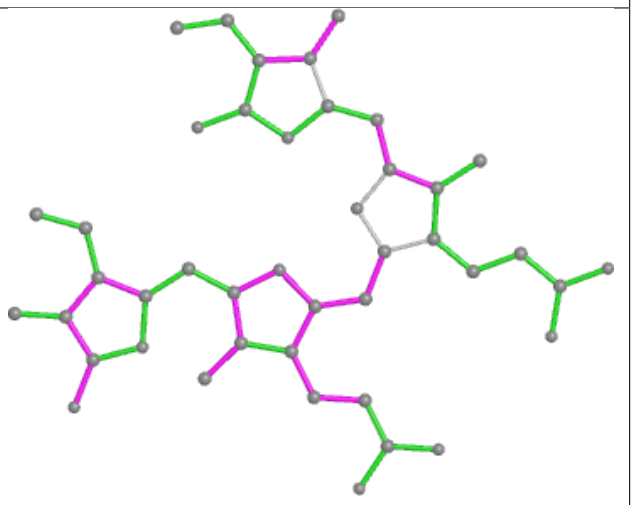

Bond angles

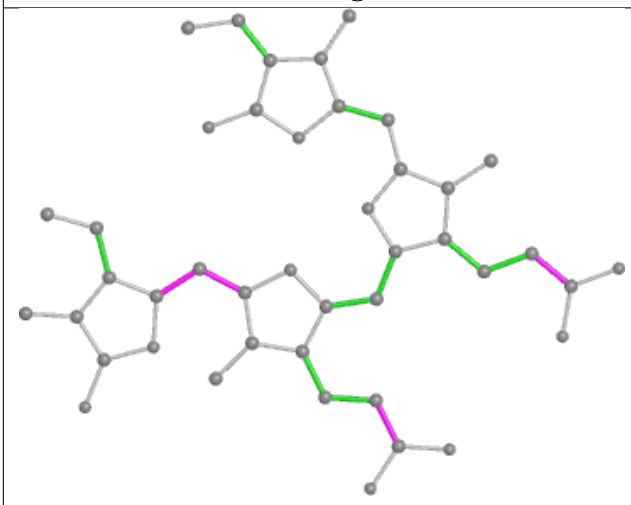

Torsions

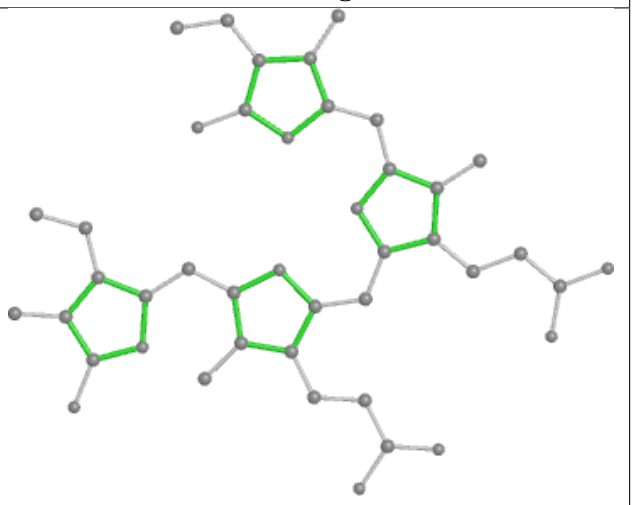

Rings

Ligand CYC l1 201

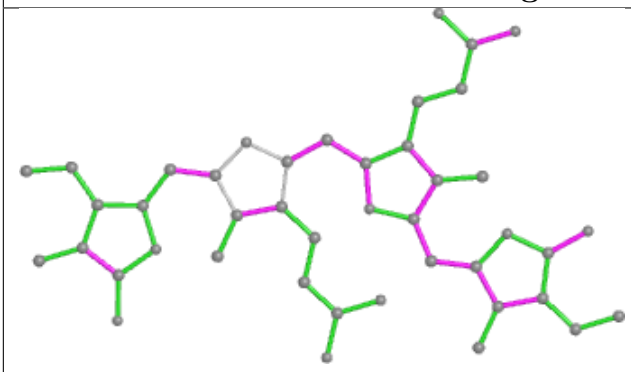

Bond lengths

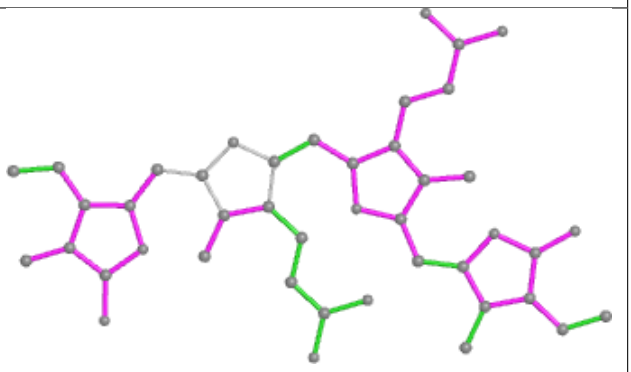

Bond angles

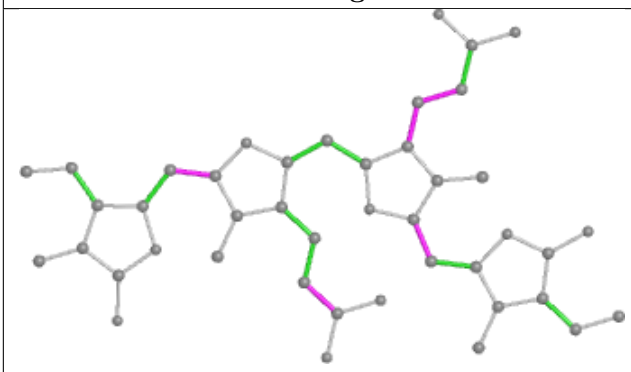

Torsions

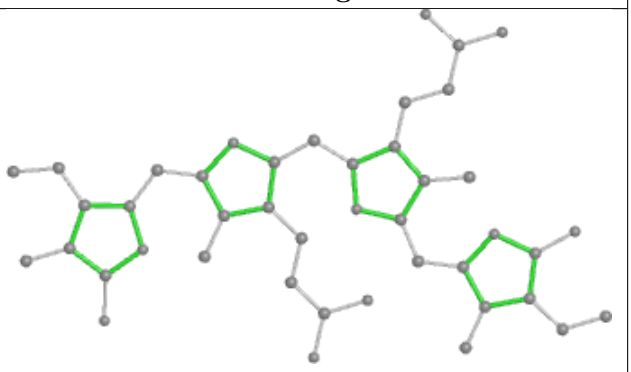

Rings

Ligand PEB cJ 201

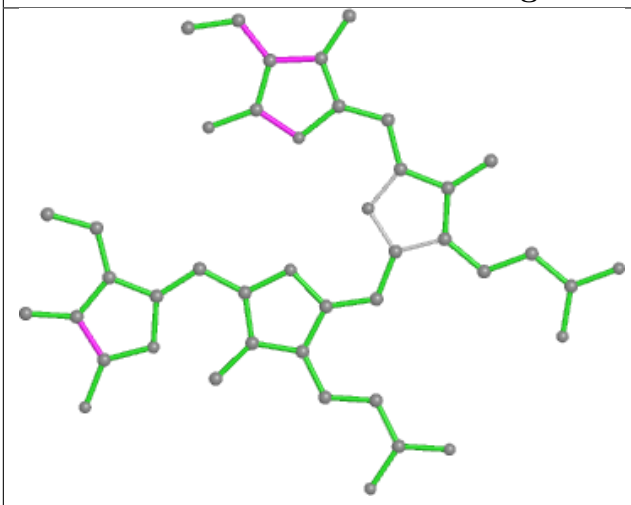

Bond lengths

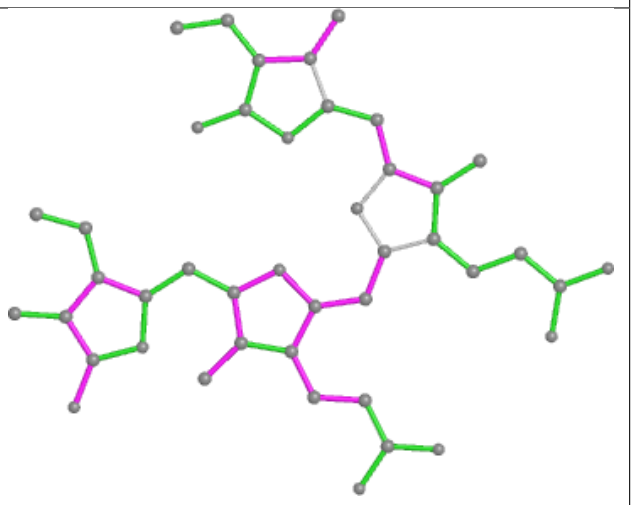

Bond angles

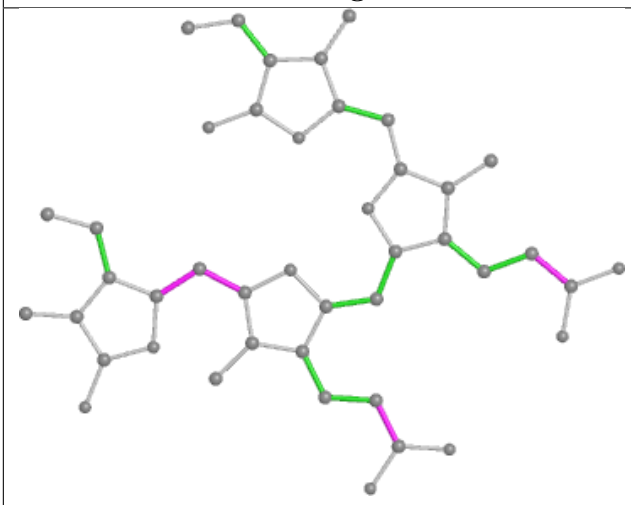

Torsions

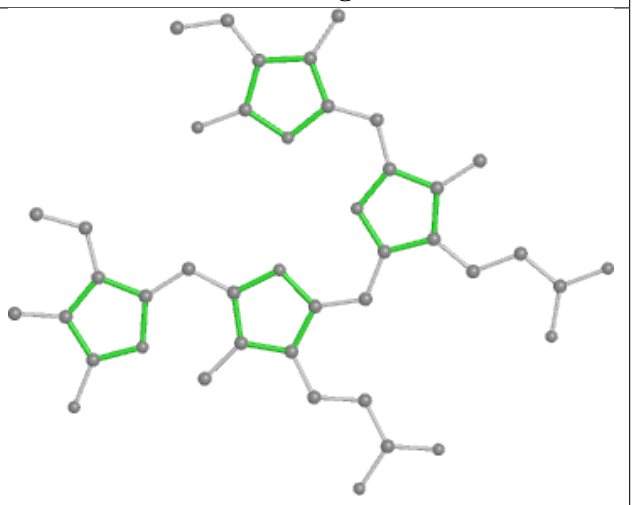

Rings

Ligand PEB eD 202

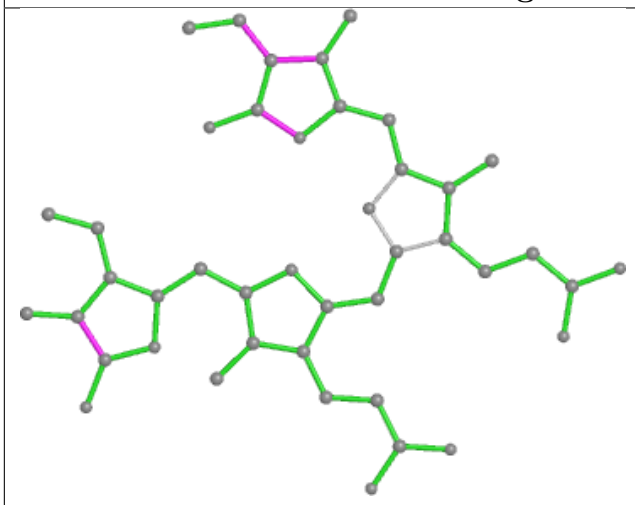

Bond lengths

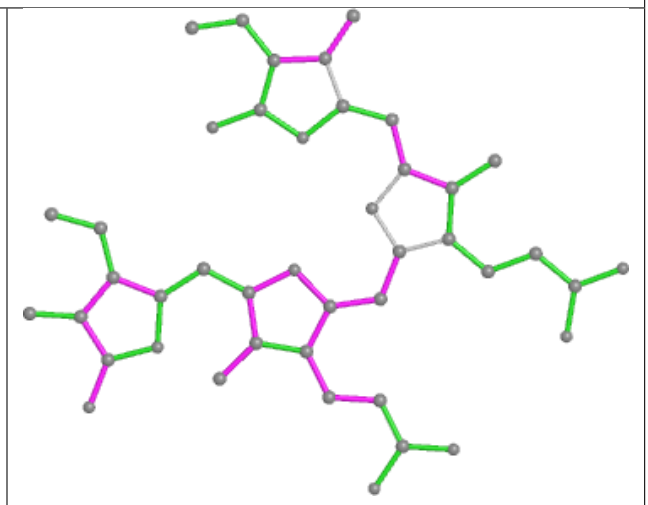

Bond angles

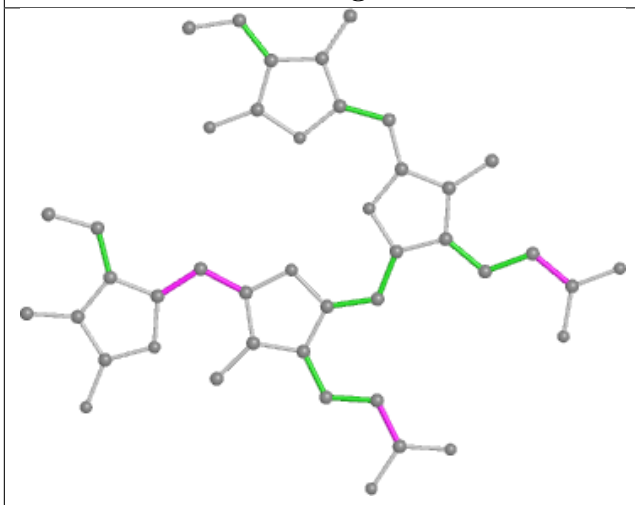

Torsions

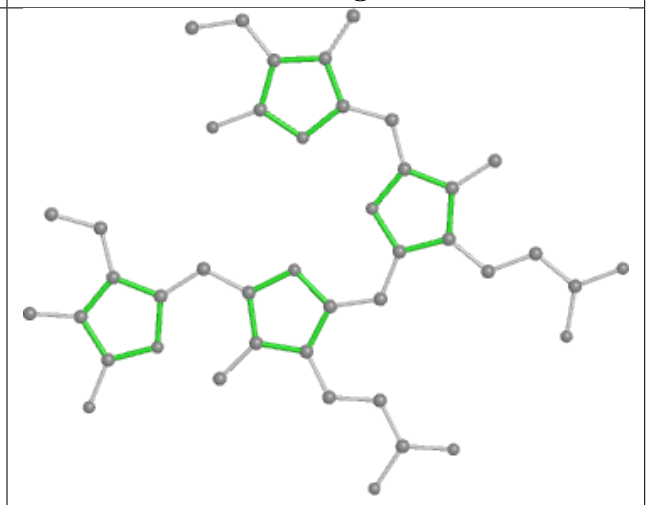

Rings

Ligand PUB Y5 1006

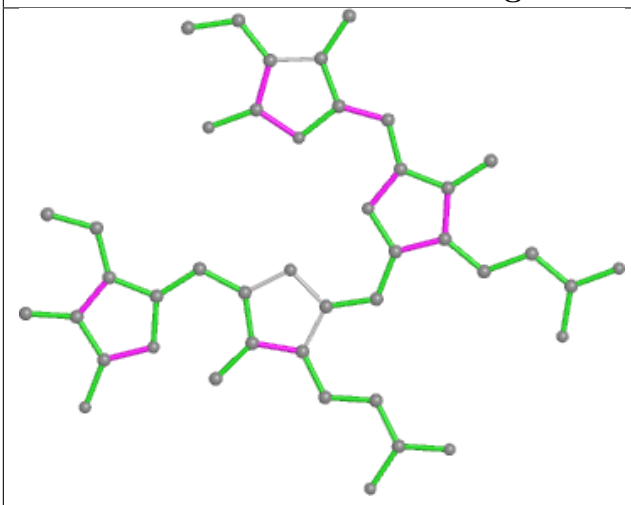

Bond lengths

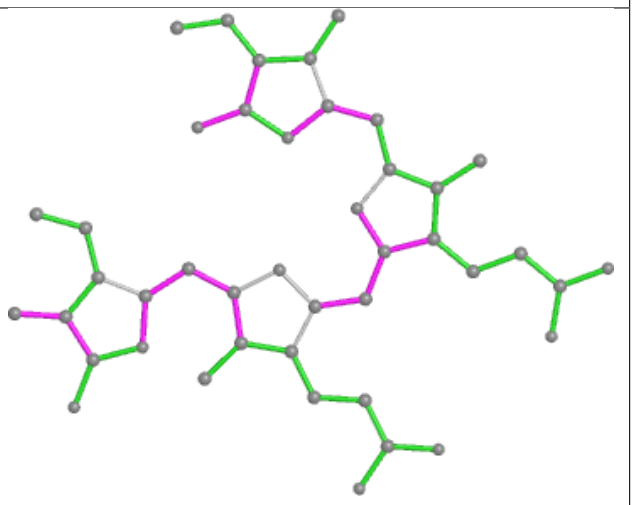

Bond angles

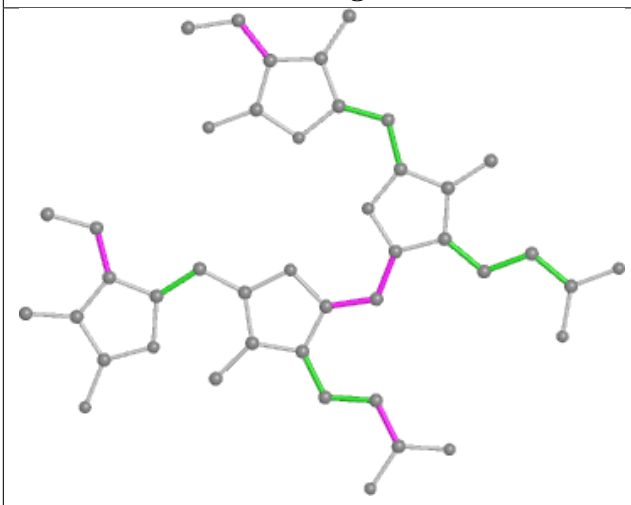

Torsions

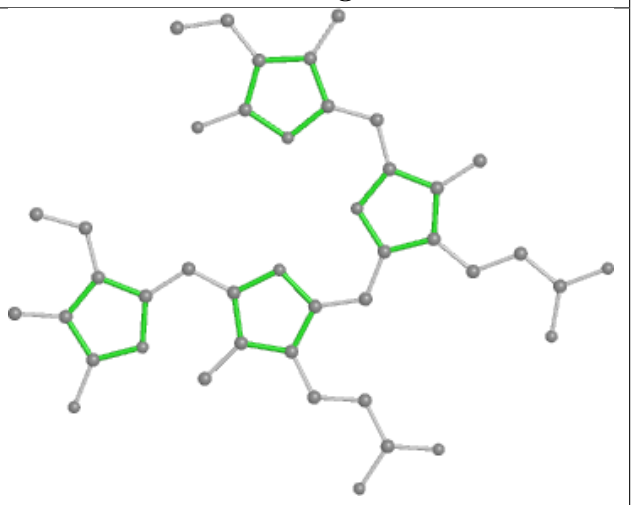

Rings

Ligand PEB dX 202

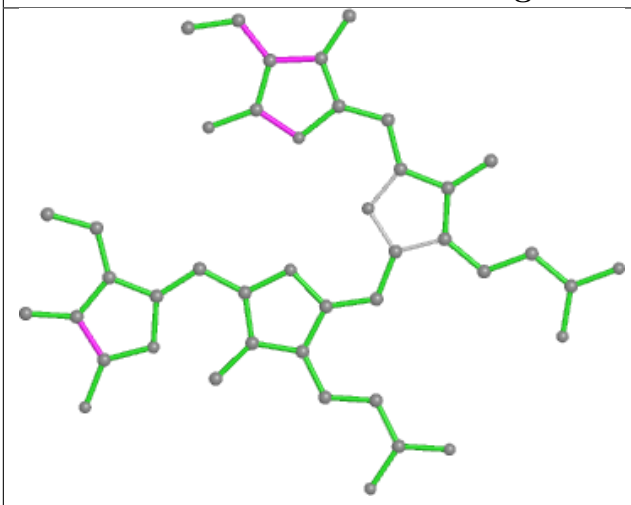

Bond lengths

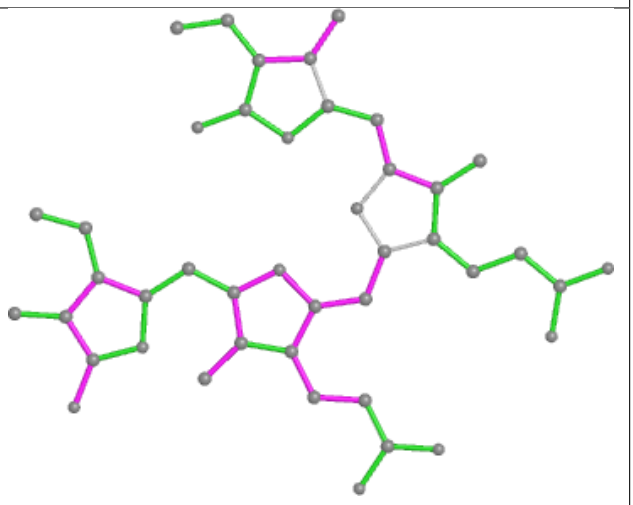

Bond angles

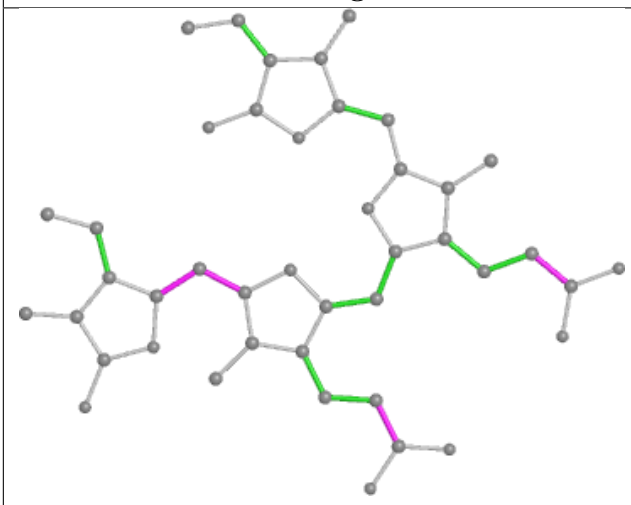

Torsions

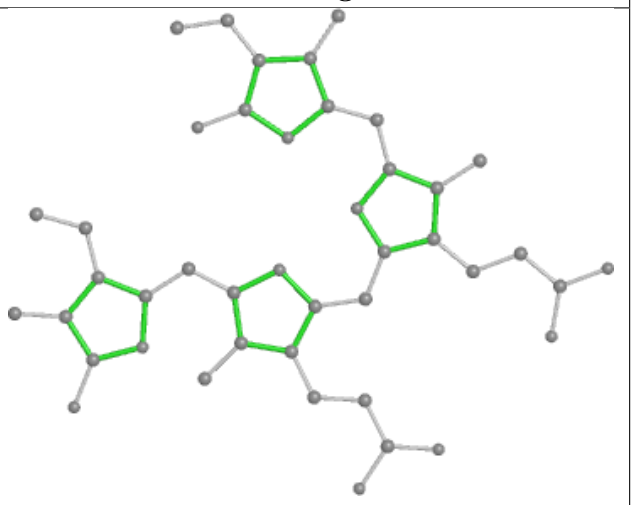

Rings

Ligand PEB lp 201

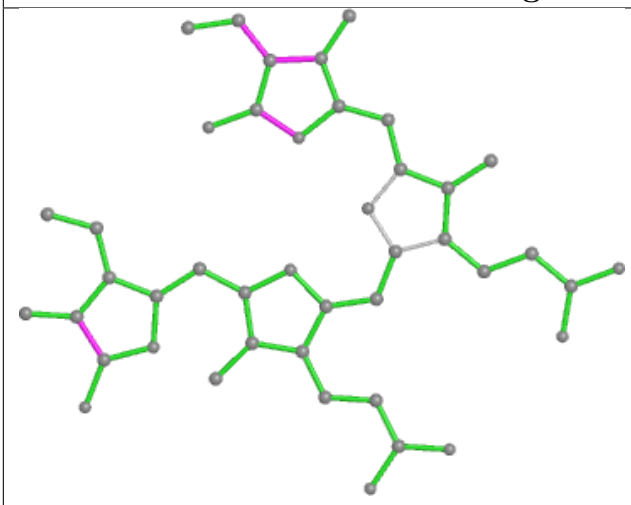

Bond lengths

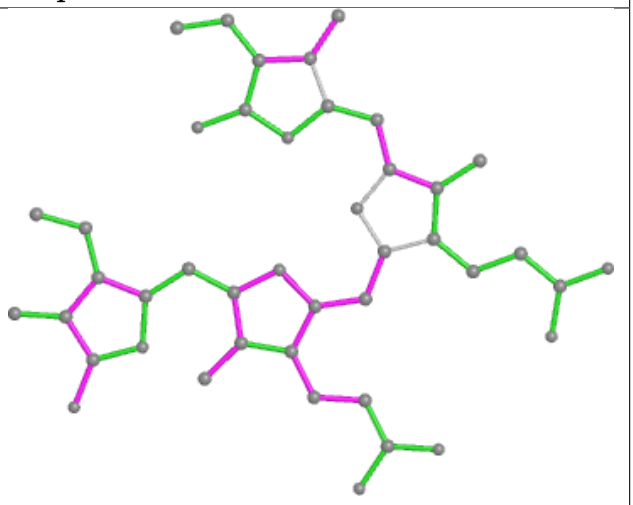

Bond angles

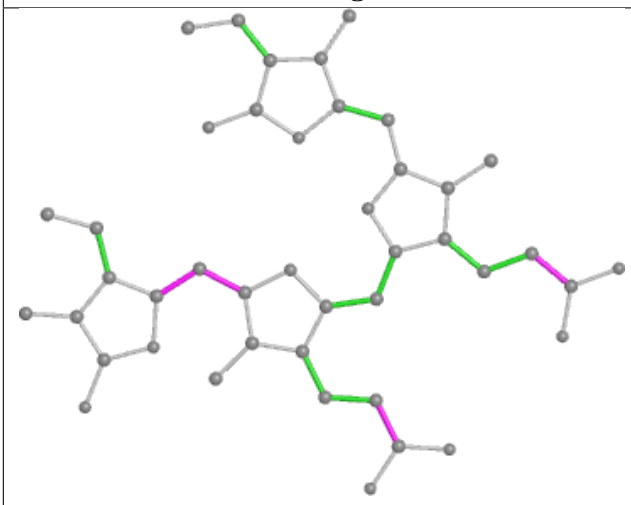

Torsions

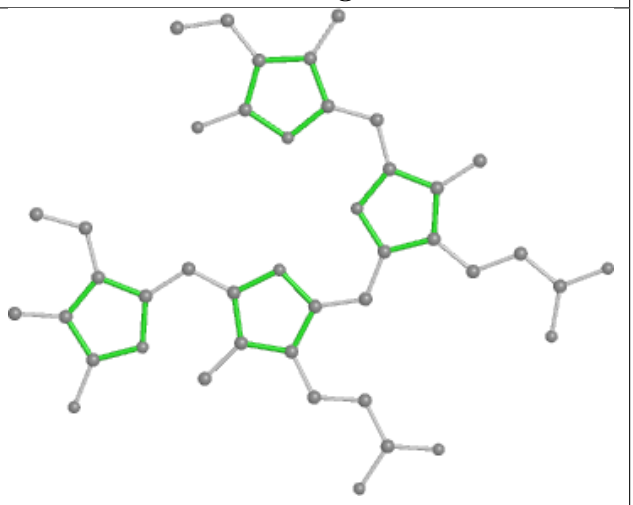

Rings

Ligand PUB d7 203

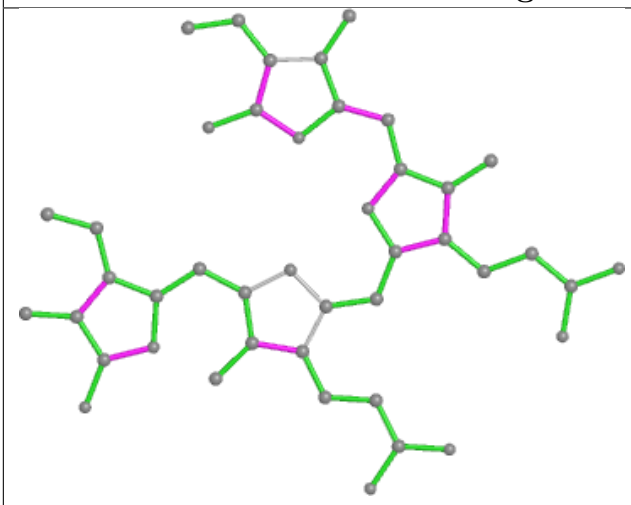

Bond lengths

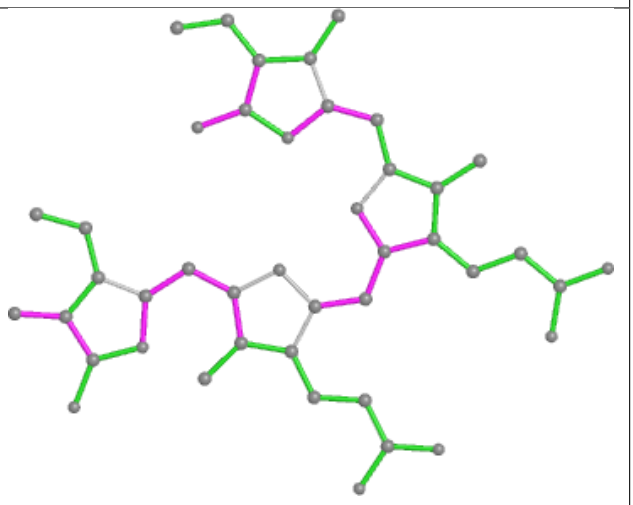

Bond angles

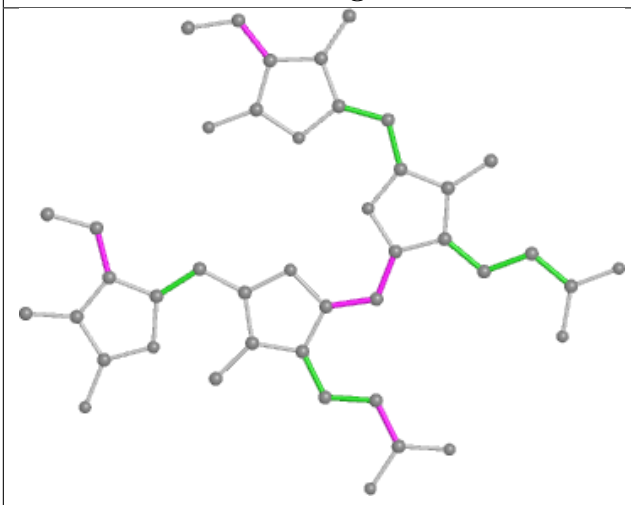

Torsions

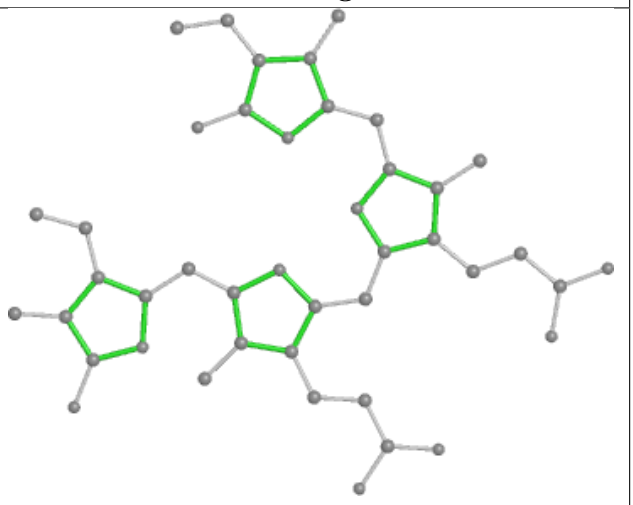

Rings

Ligand PEB y6 202

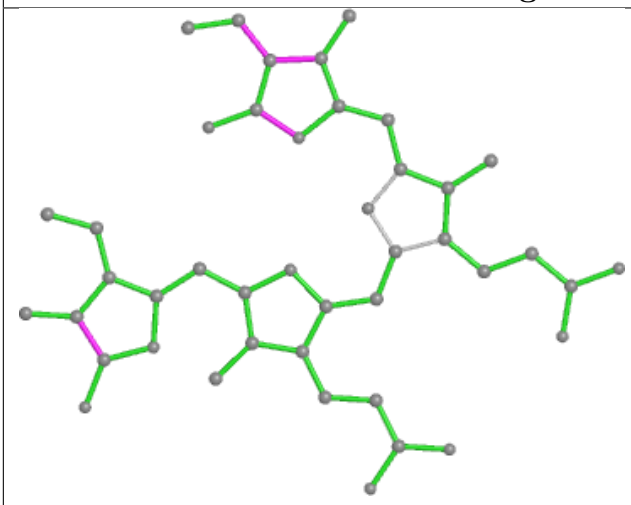

Bond lengths

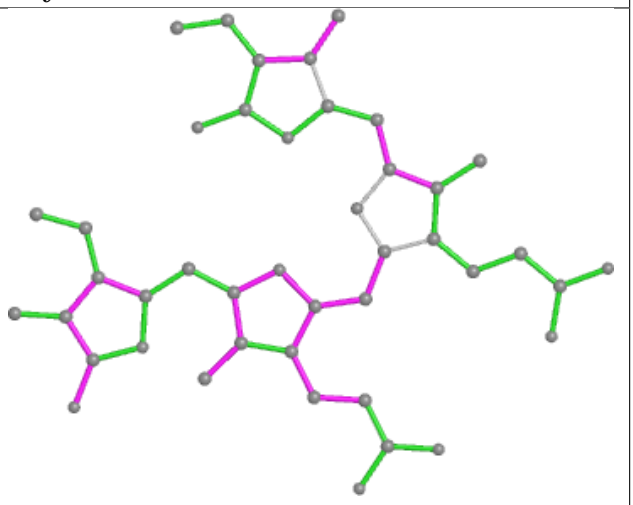

Bond angles

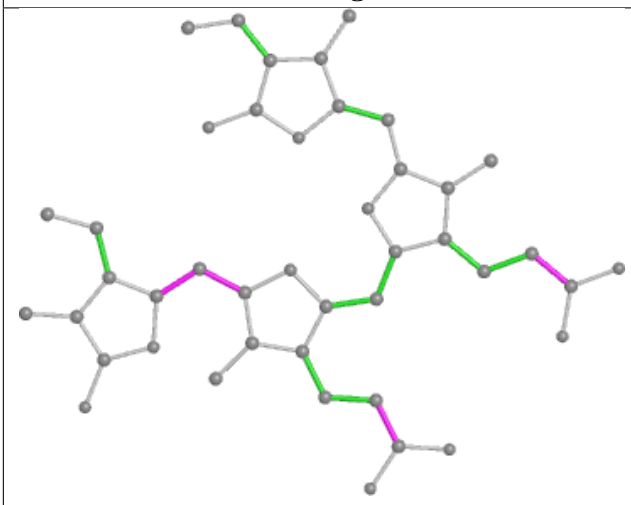

Torsions

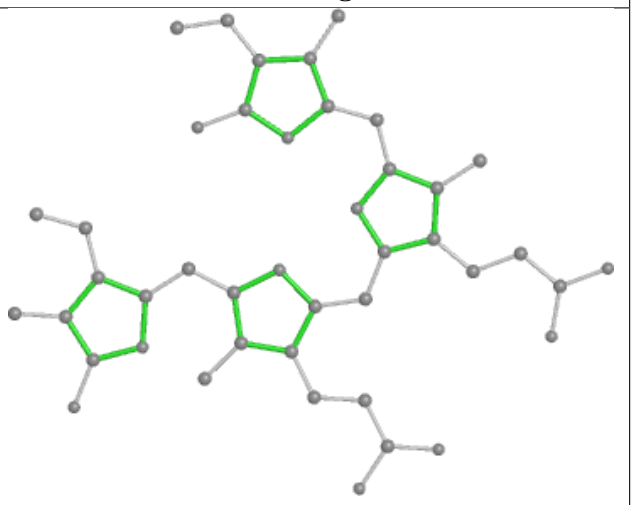

Rings

Ligand PEB p6 202

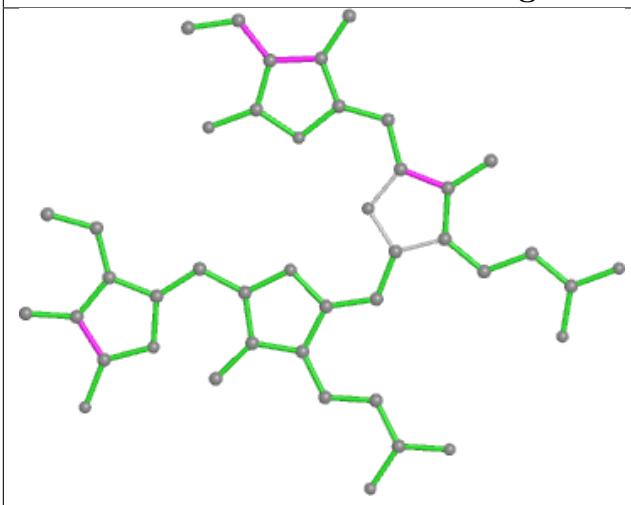

Bond lengths

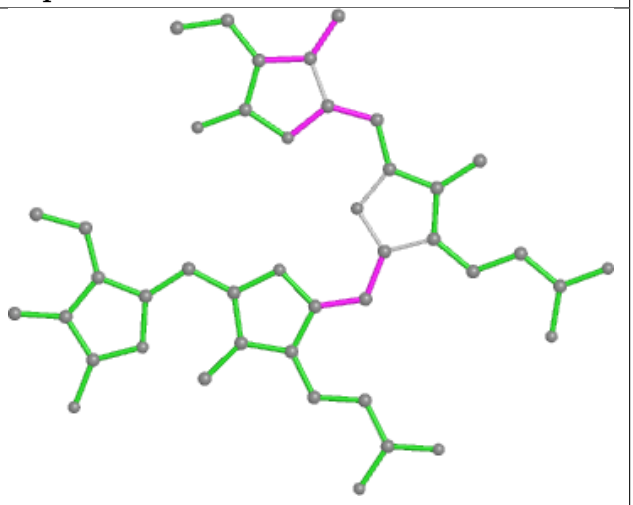

Bond angles

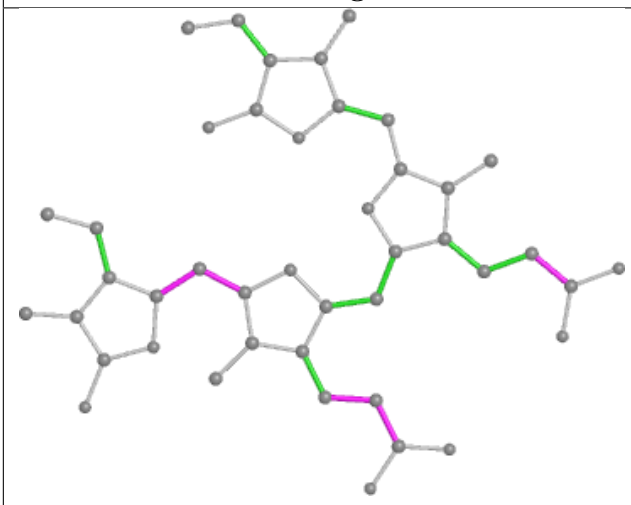

Torsions

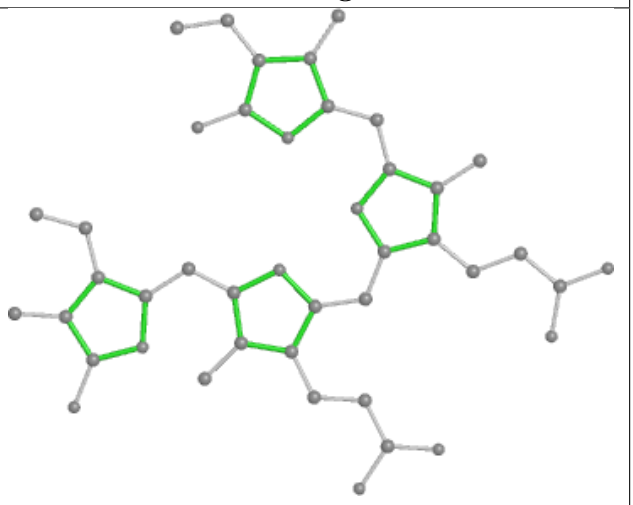

Rings

Ligand PEB dx 403

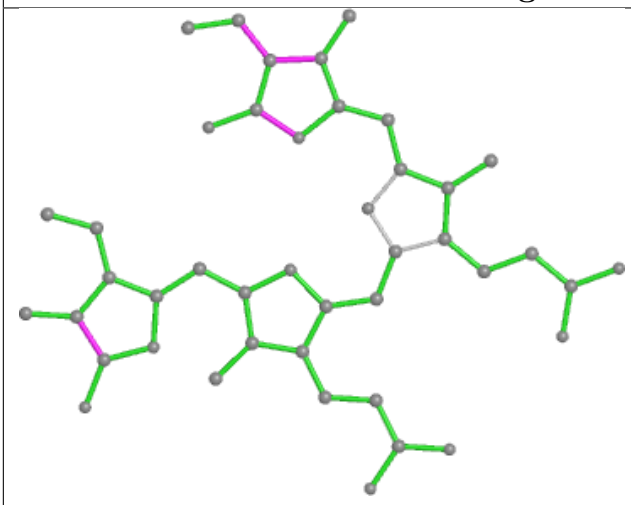

Bond lengths

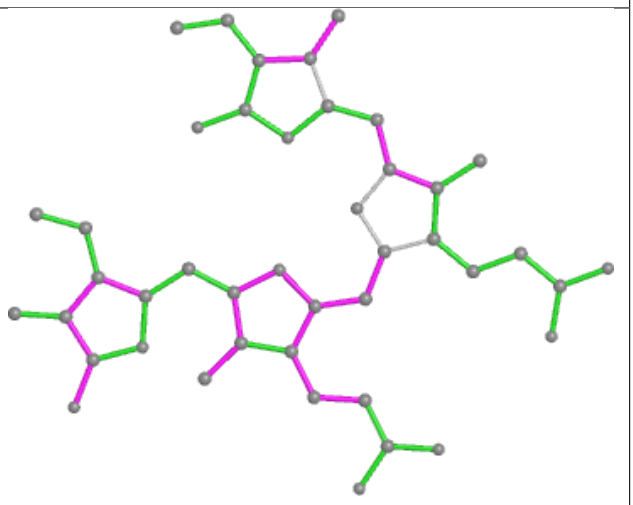

Bond angles

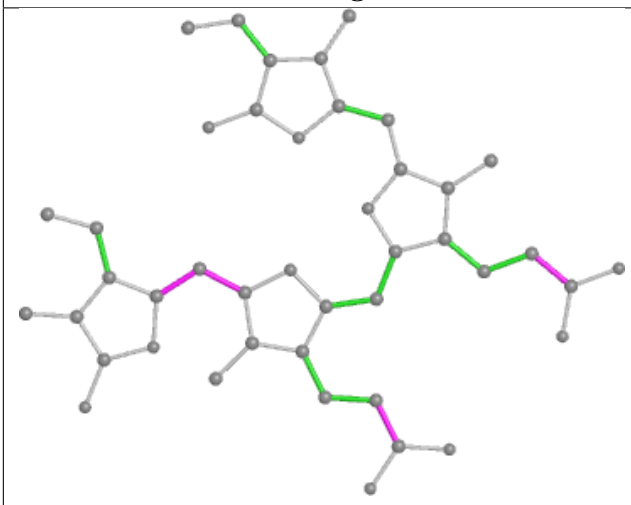

Torsions

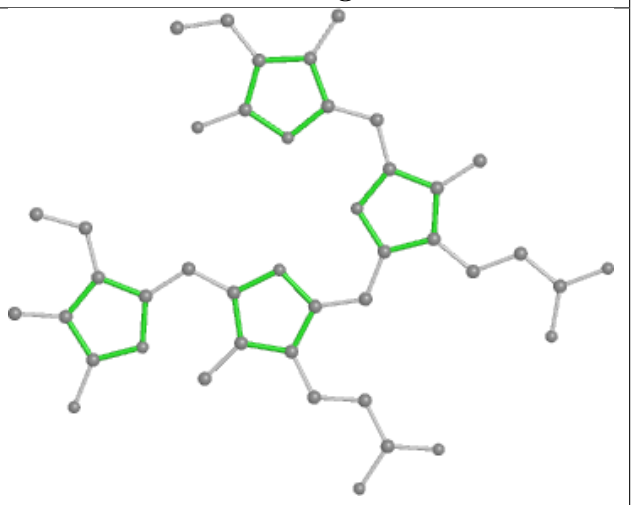

Rings

Ligand PUB hV 203

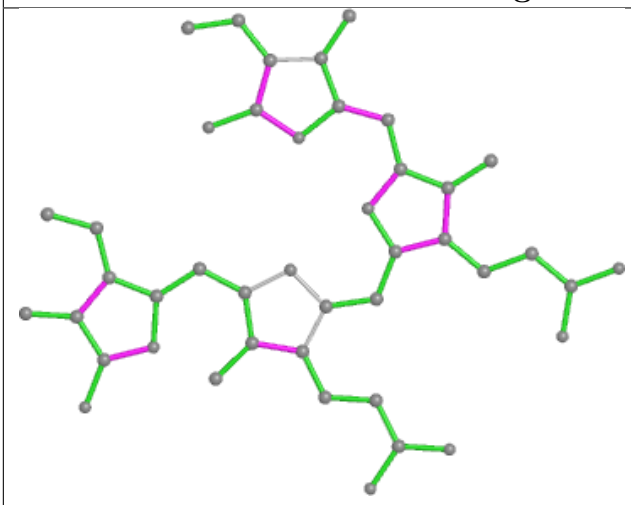

Bond lengths

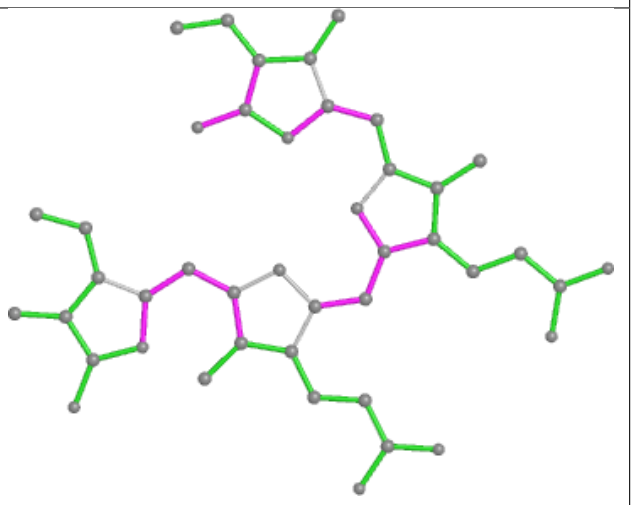

Bond angles

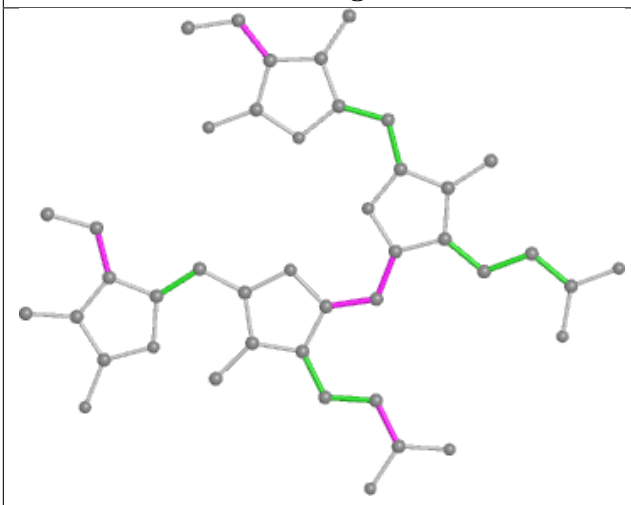

Torsions

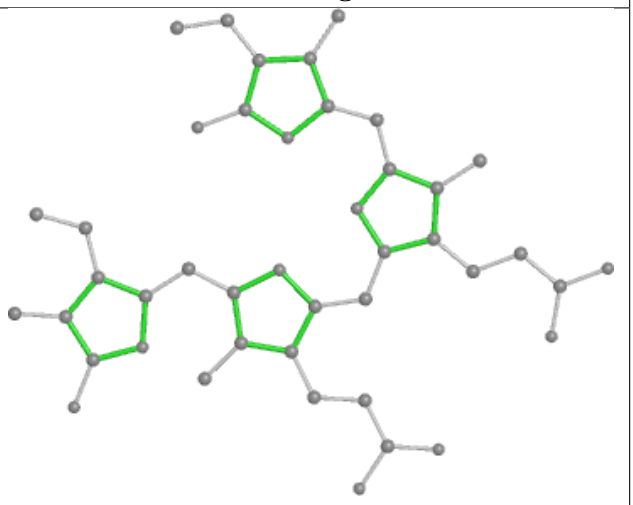

Rings

Ligand PEB F5 201

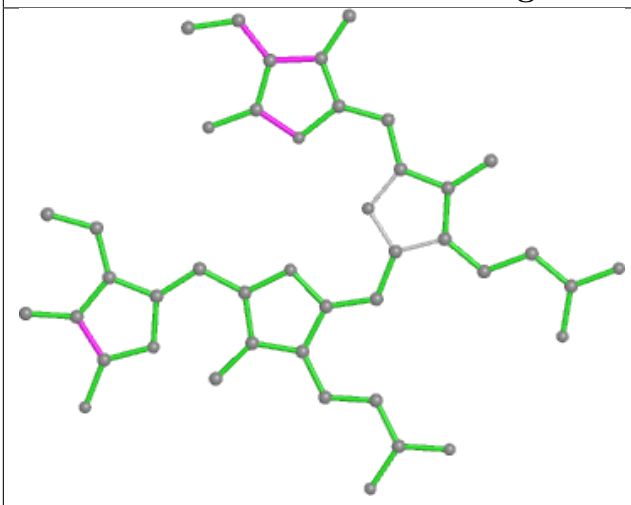

Bond lengths

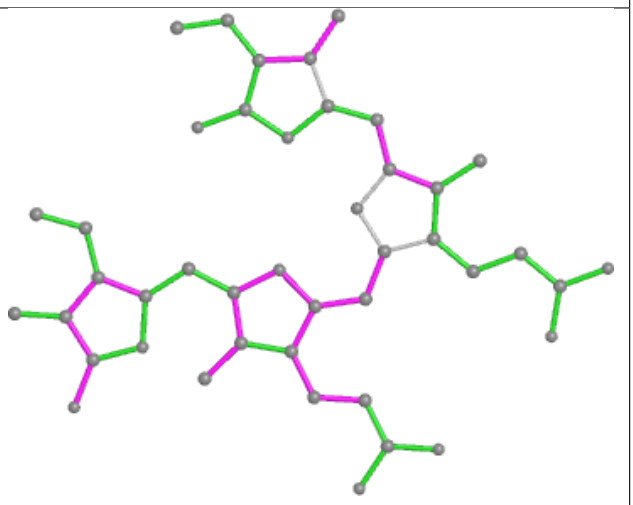

Bond angles

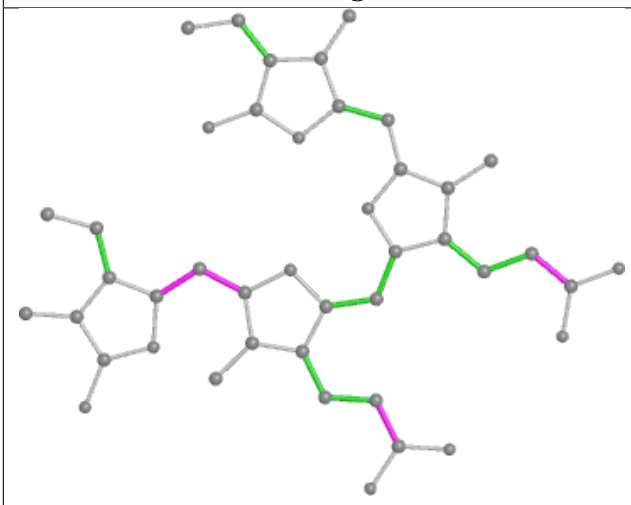

Torsions

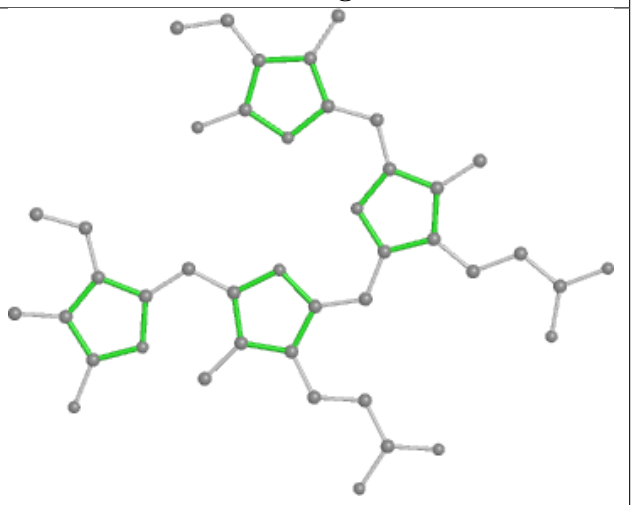

Rings

Ligand PEB iA 1001

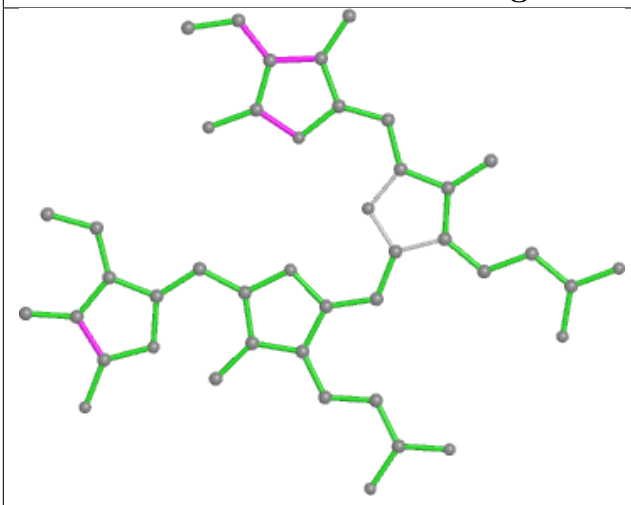

Bond lengths

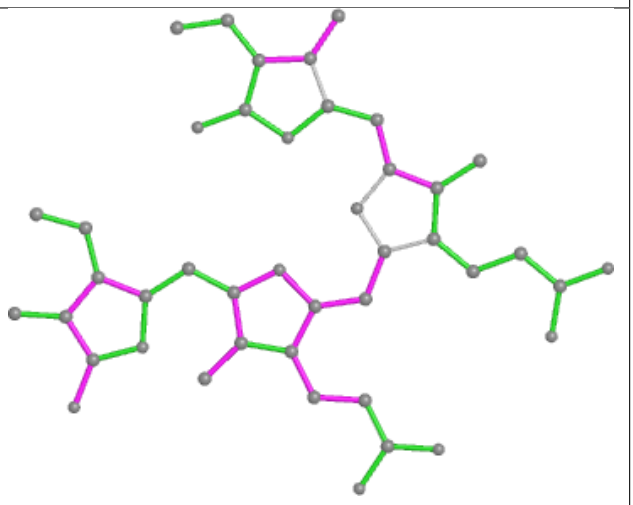

Bond angles

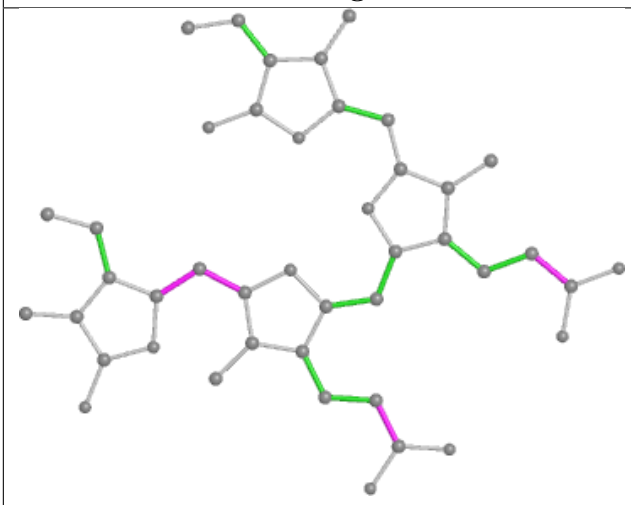

Torsions

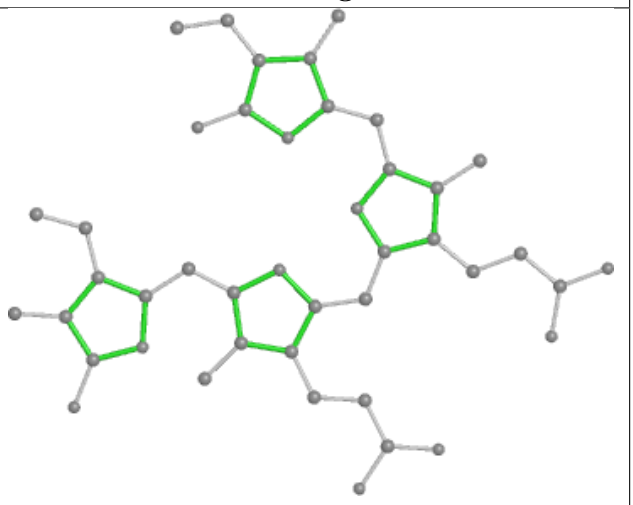

Rings

Ligand PEB ax 201

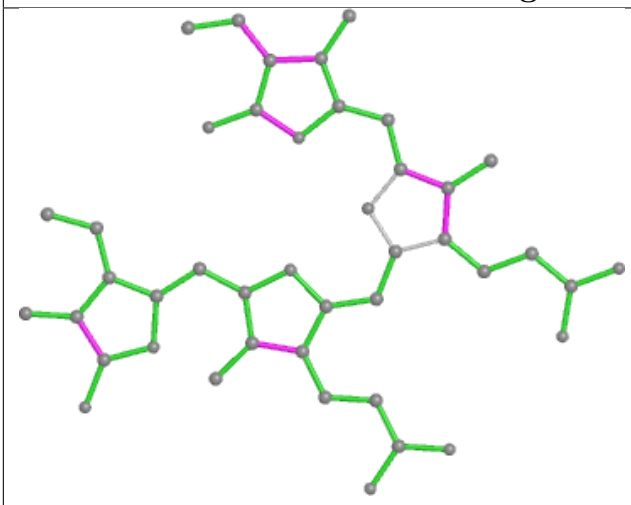

Bond lengths

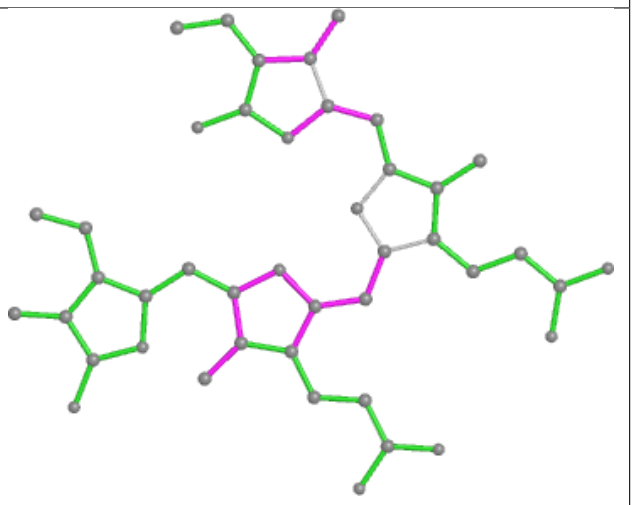

Bond angles

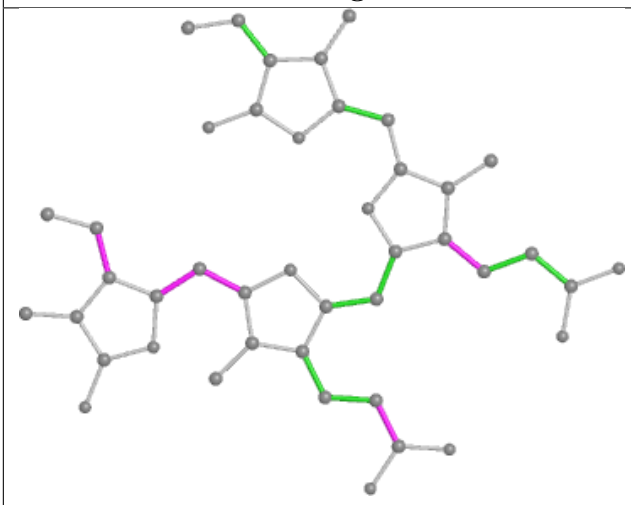

Torsions

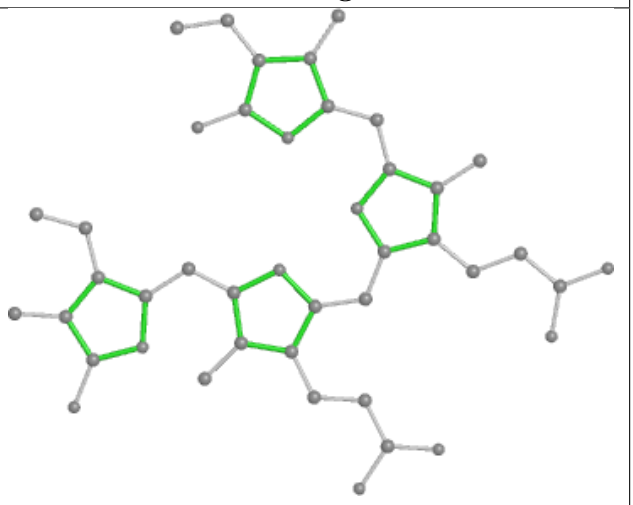

Rings

Ligand PEB x7 201

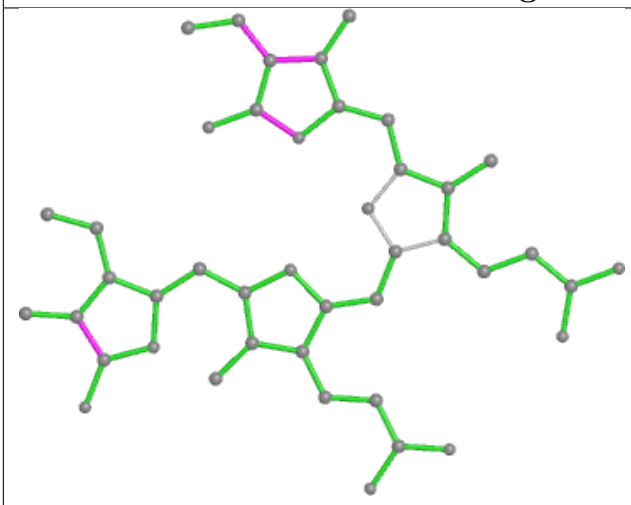

Bond lengths

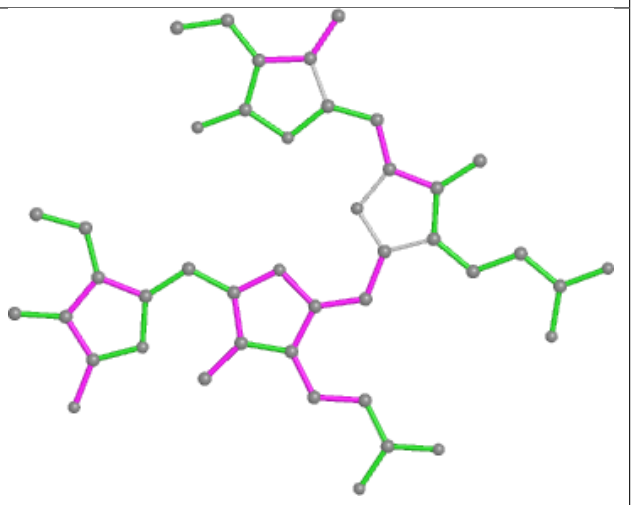

Bond angles

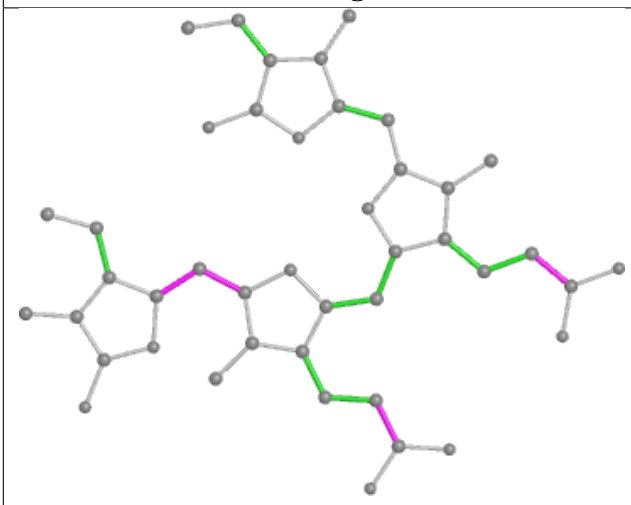

Torsions

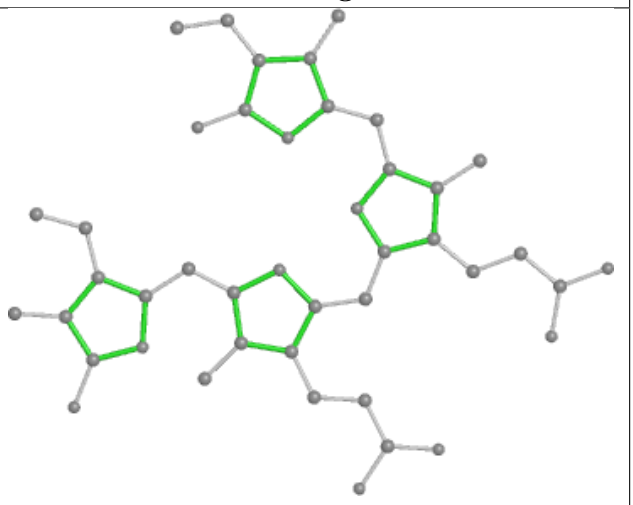

Rings

Ligand PEB cH 201

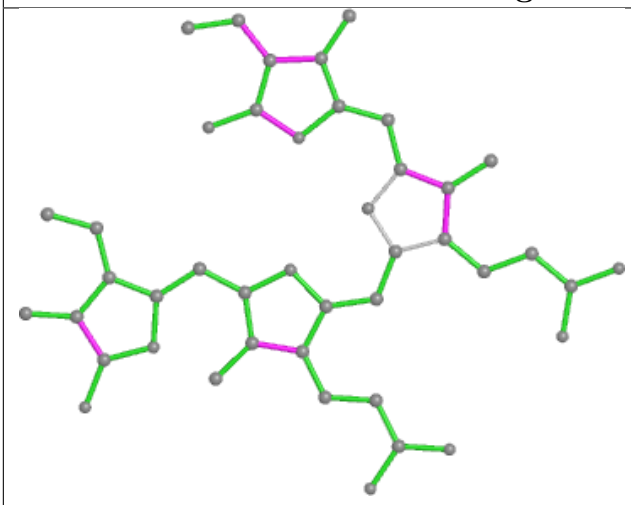

Bond lengths

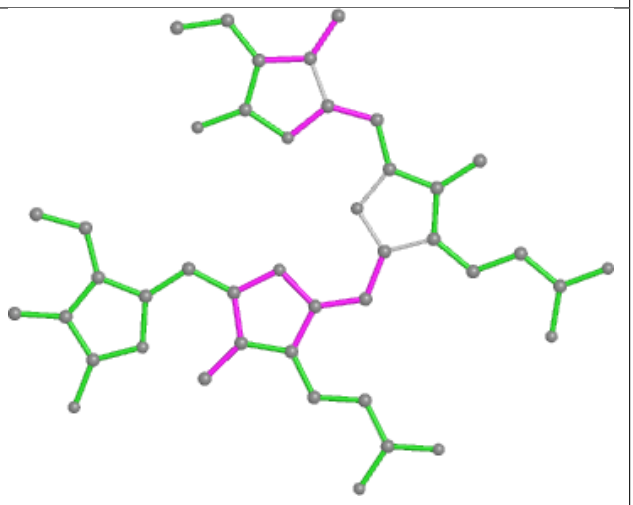

Bond angles

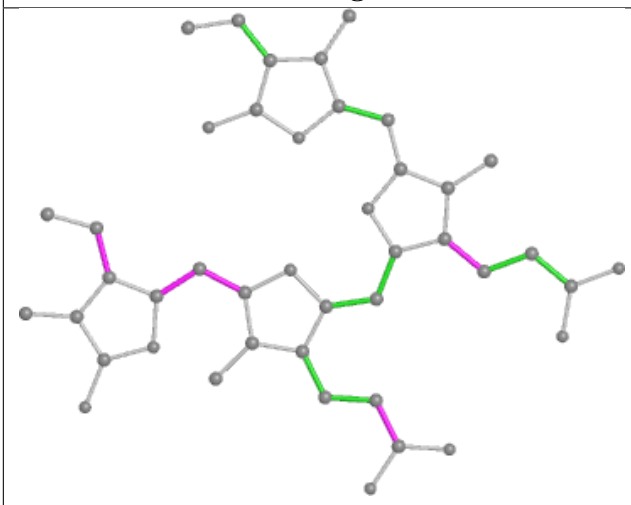

Torsions

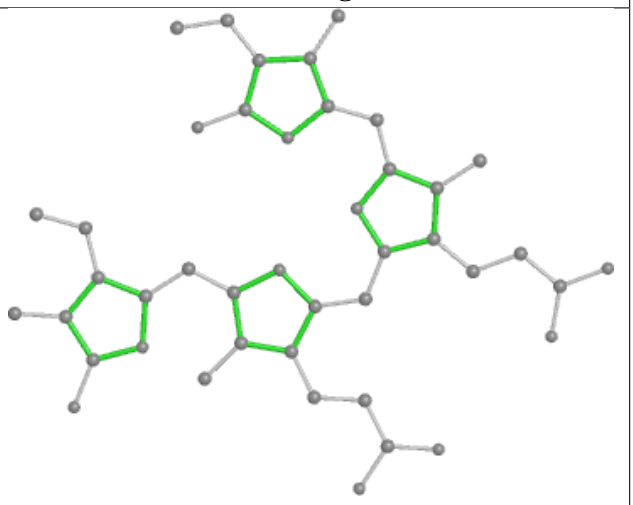

Rings

Ligand PUB av 203

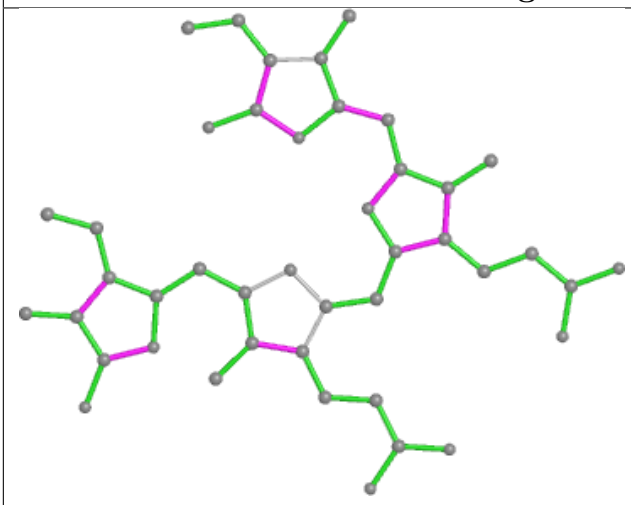

Bond lengths

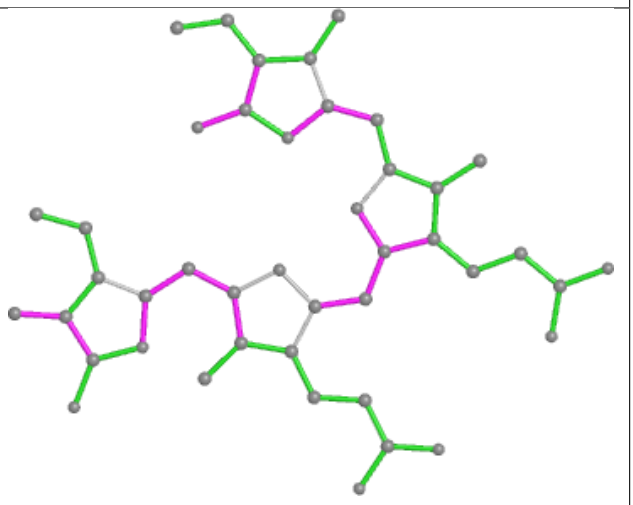

Bond angles

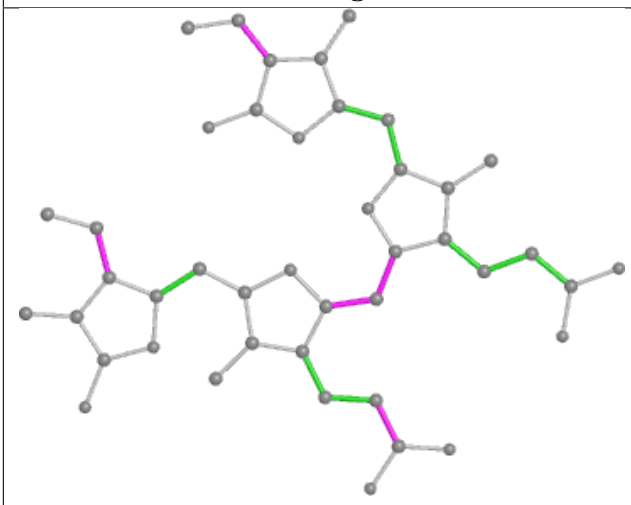

Torsions

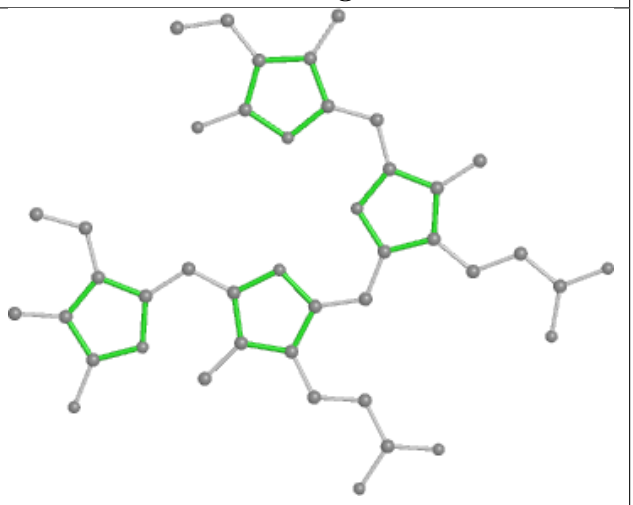

Rings

Ligand PEB H6 202

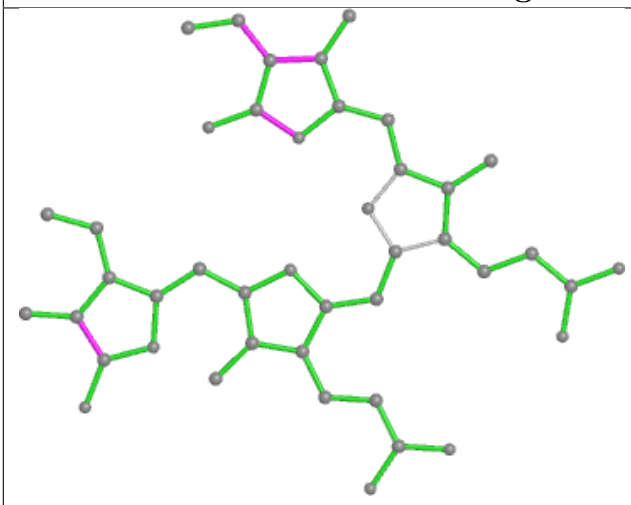

Bond lengths

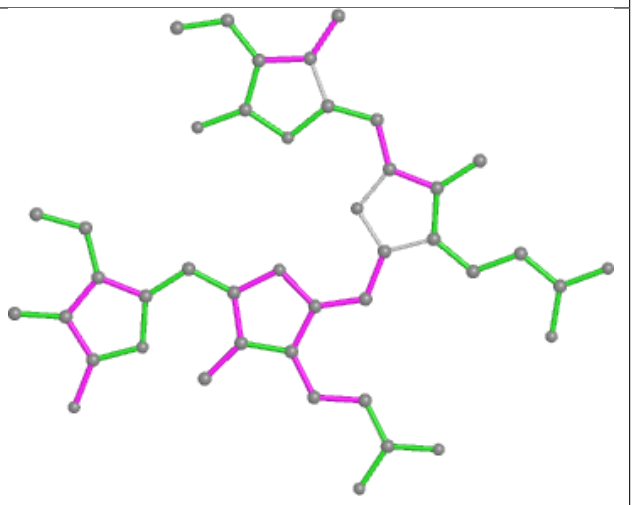

Bond angles

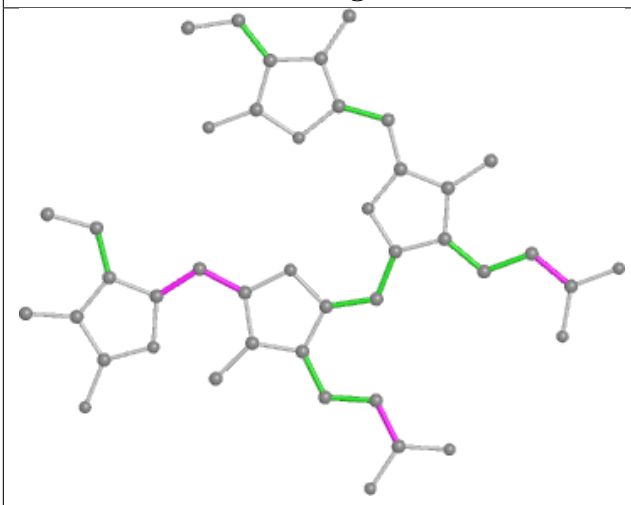

Torsions

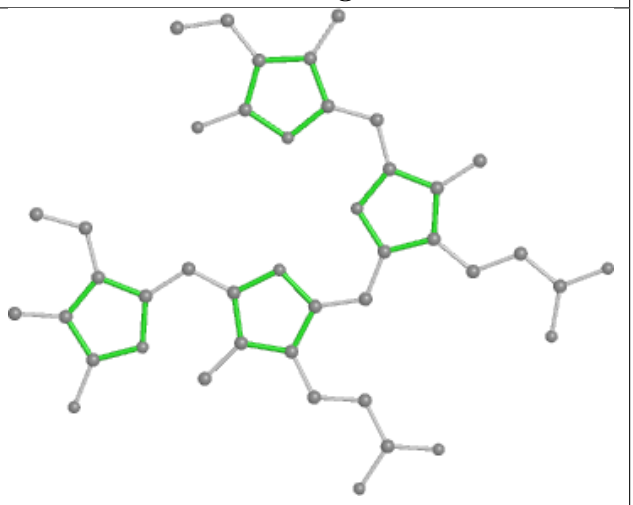

Rings

Ligand PEB fg 201

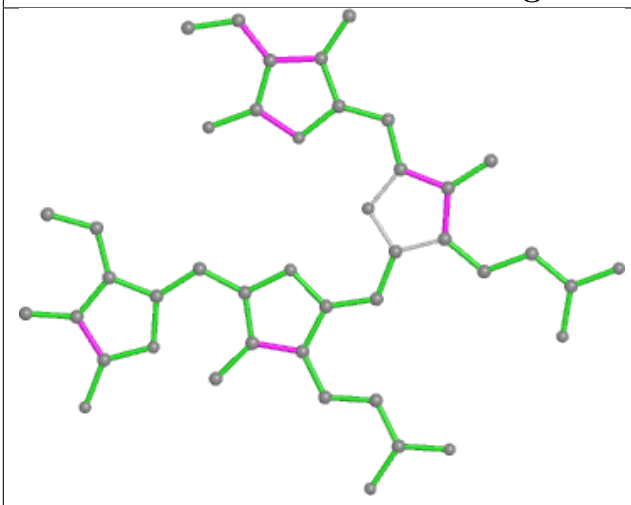

Bond lengths

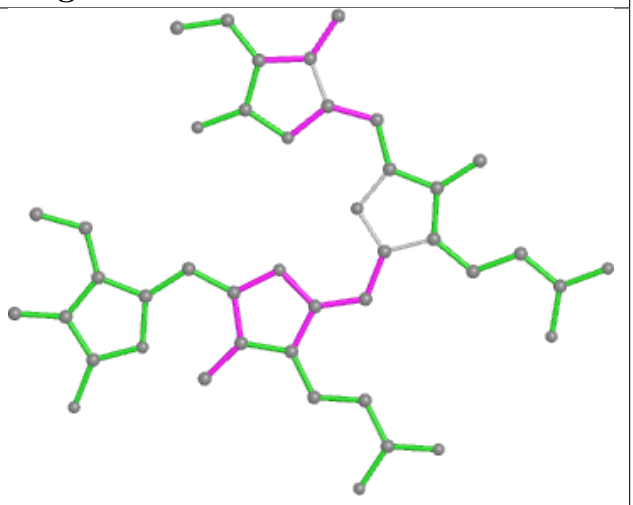

Bond angles

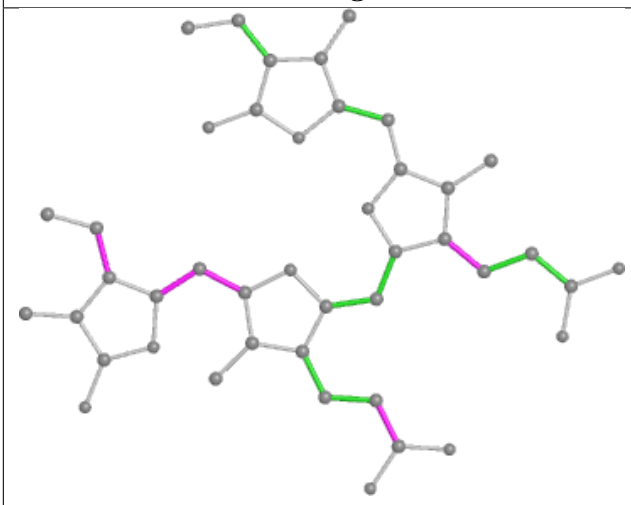

Torsions

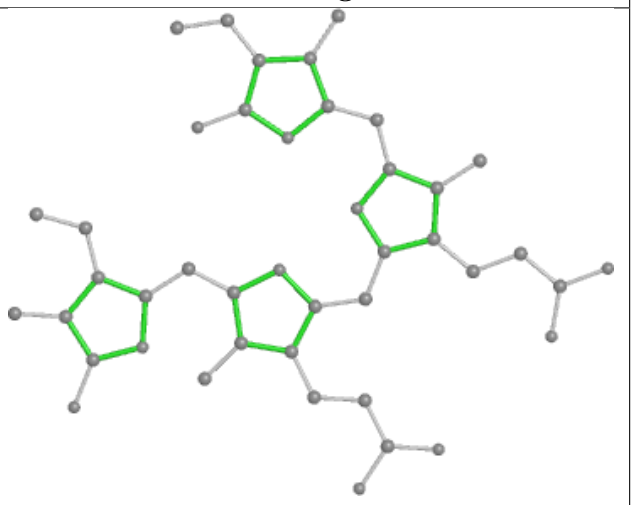

Rings

Ligand PEB lm 1002

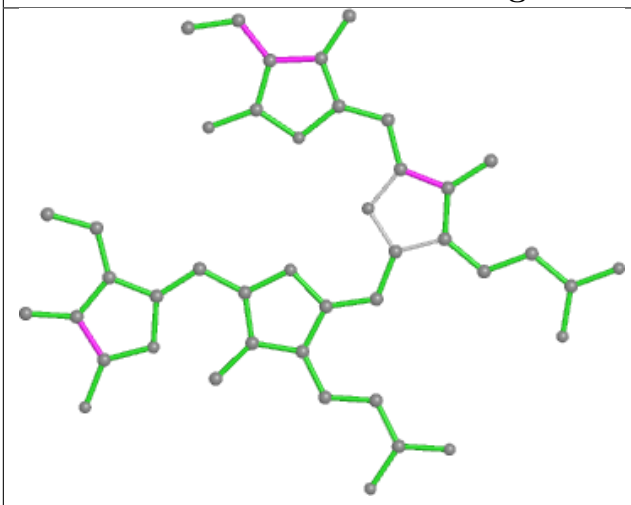

Bond lengths

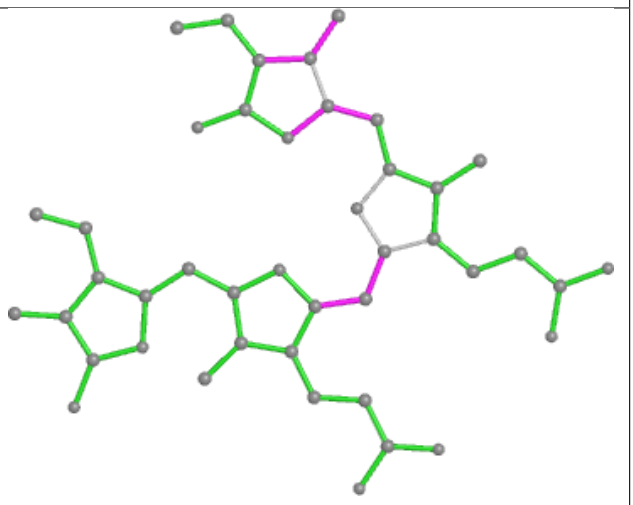

Bond angles

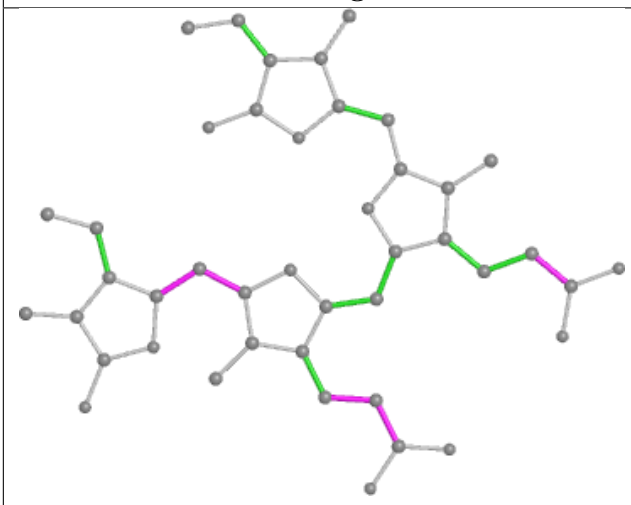

Torsions

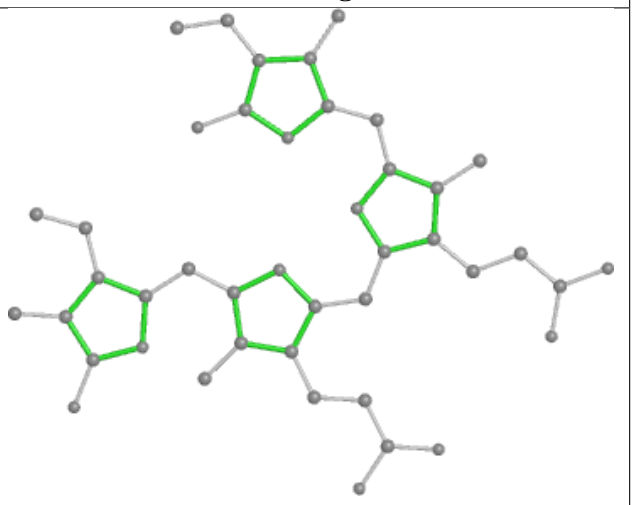

Rings

Ligand PEB ef 202

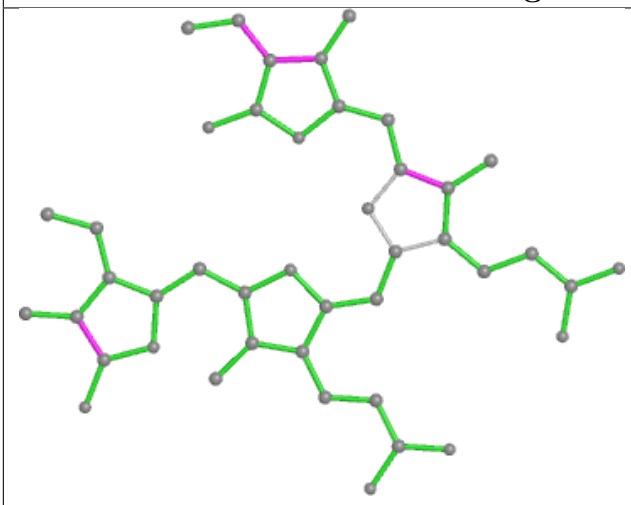

Bond lengths

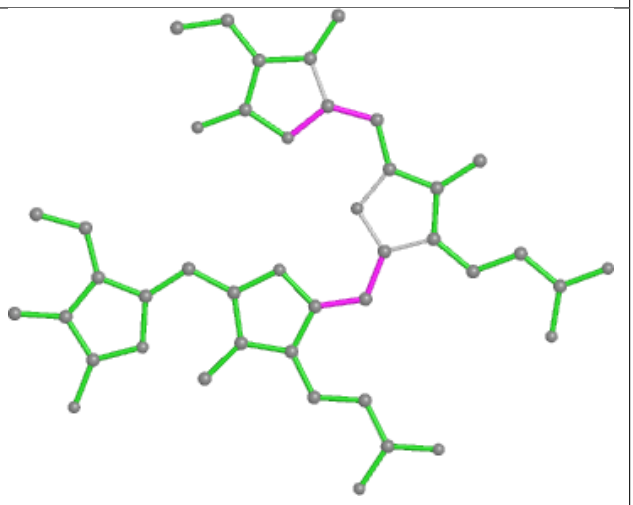

Bond angles

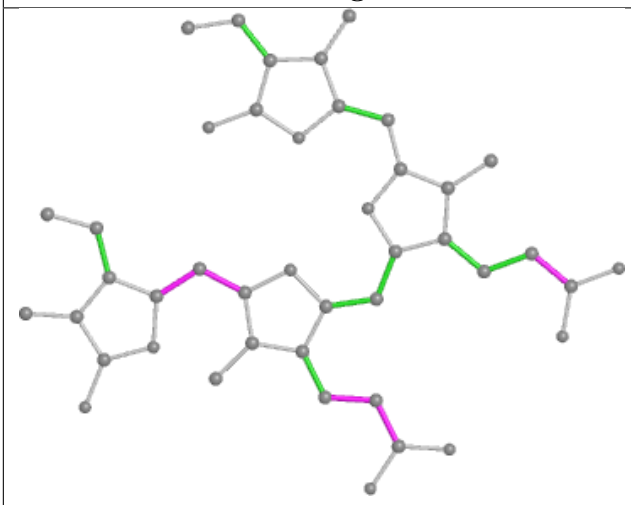

Torsions

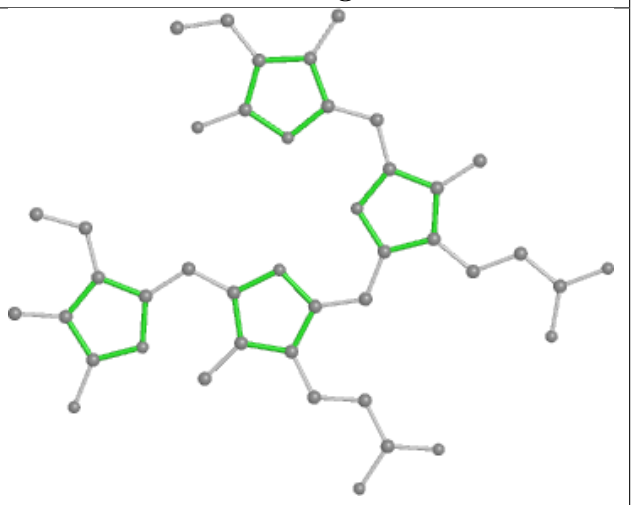

Rings

Ligand PEB iE 1002

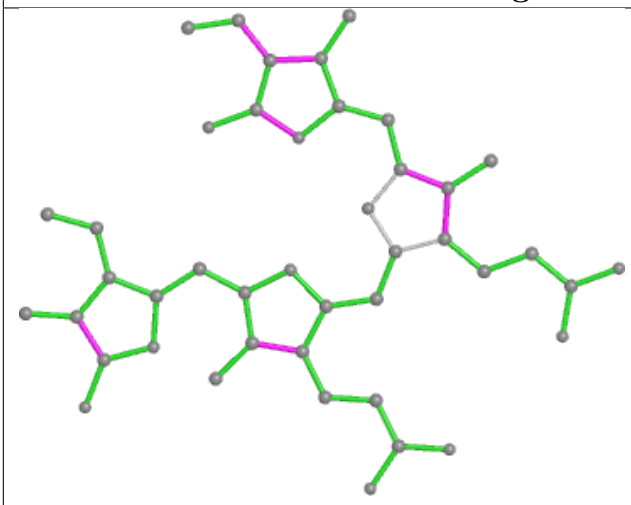

Bond lengths

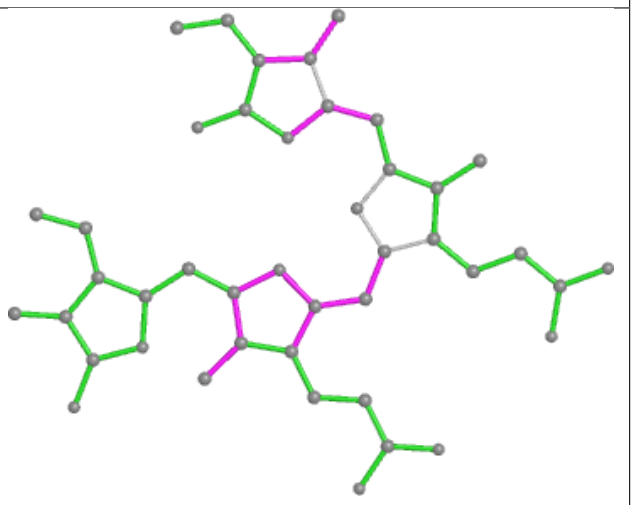

Bond angles

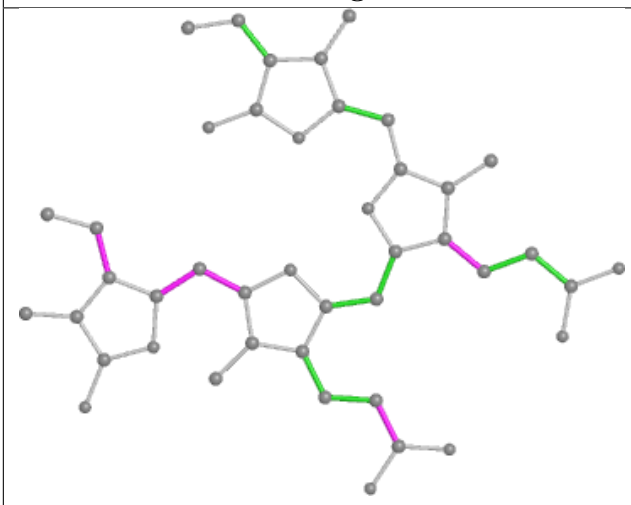

Torsions

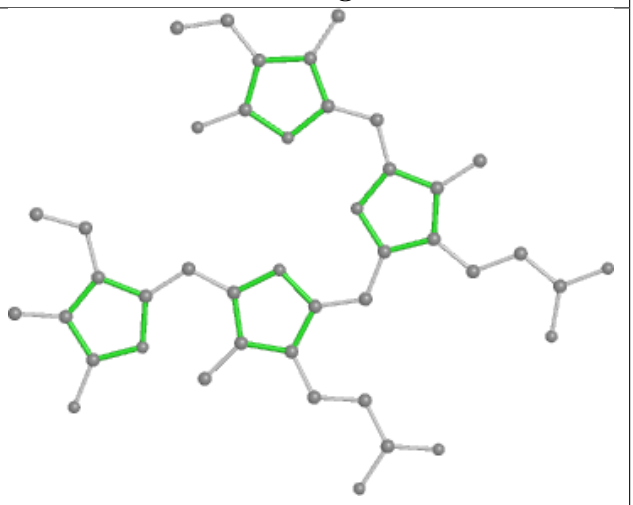

Rings

Ligand PEB lo 201

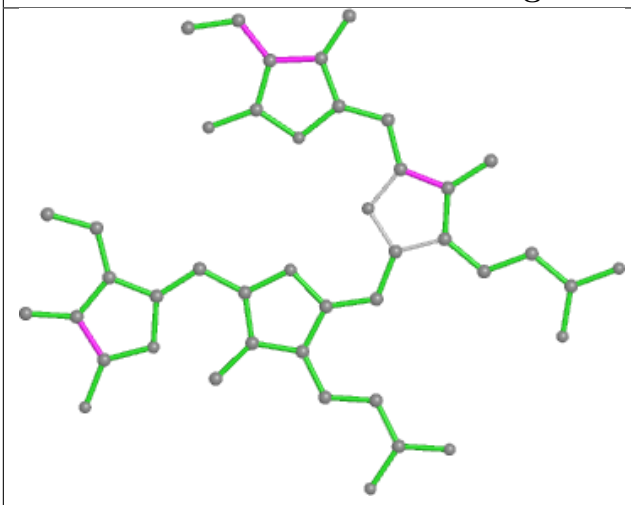

Bond lengths

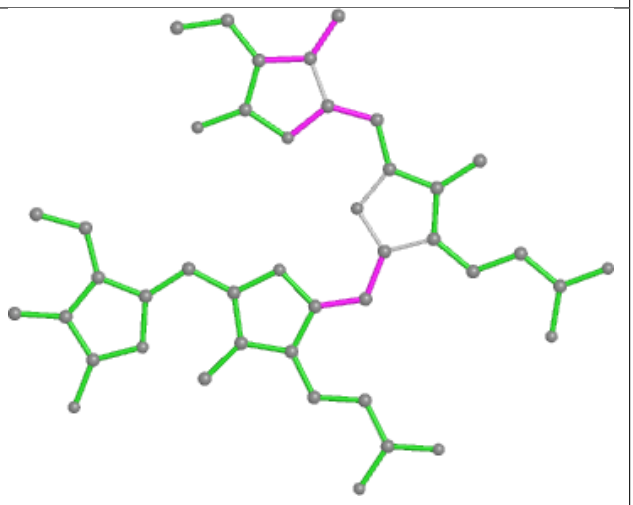

Bond angles

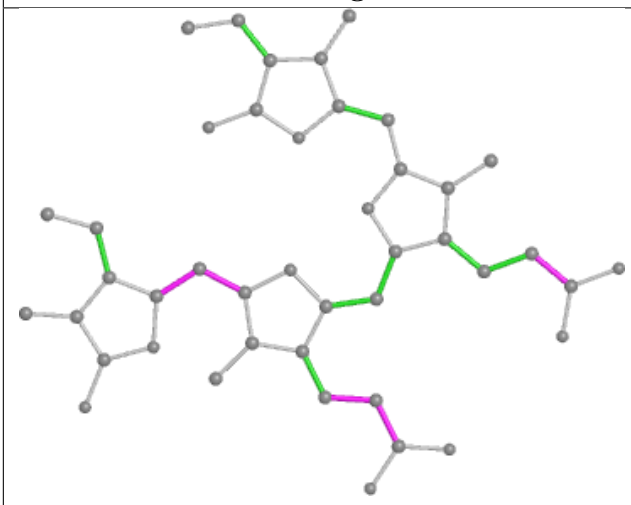

Torsions

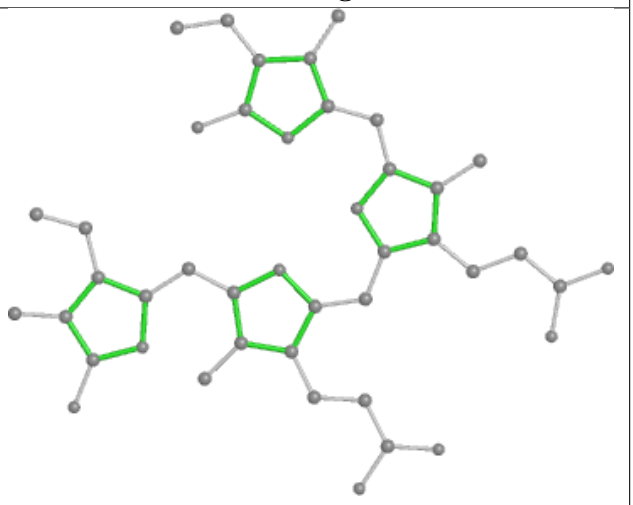

Rings

Ligand PUB R2 203

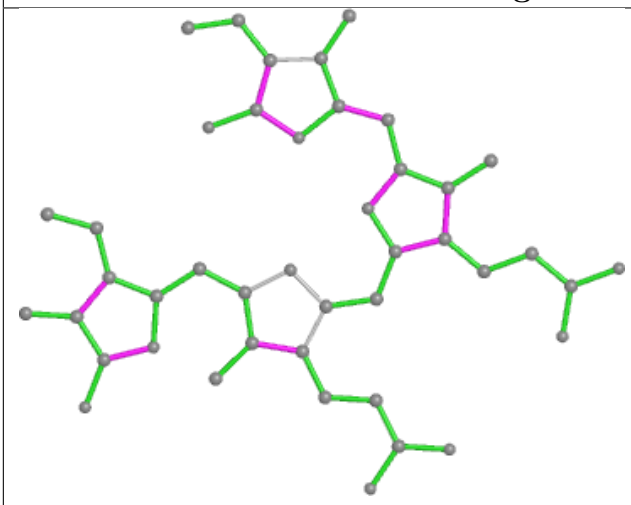

Bond lengths

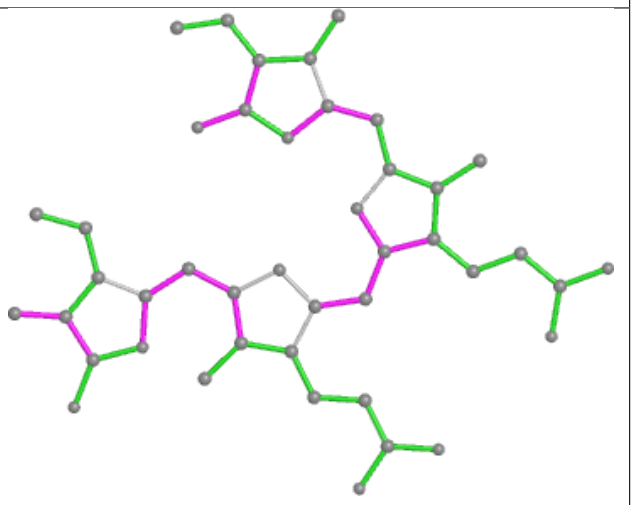

Bond angles

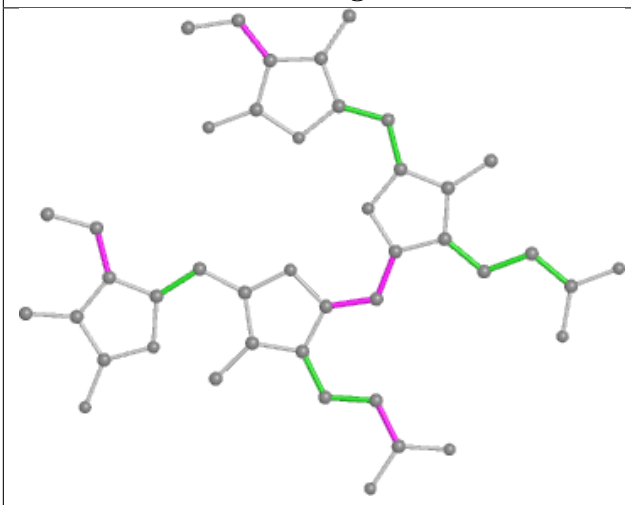

Torsions

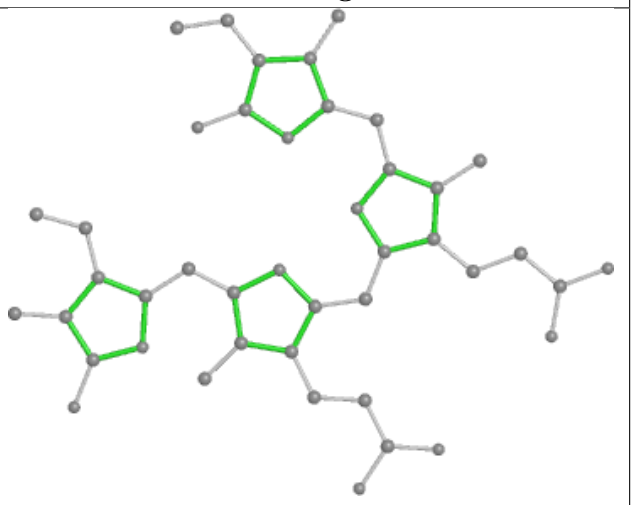

Rings

Ligand PEB I7 201

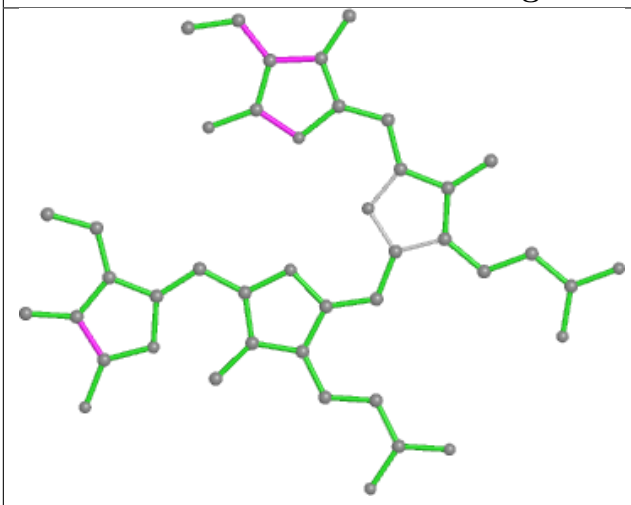

Bond lengths

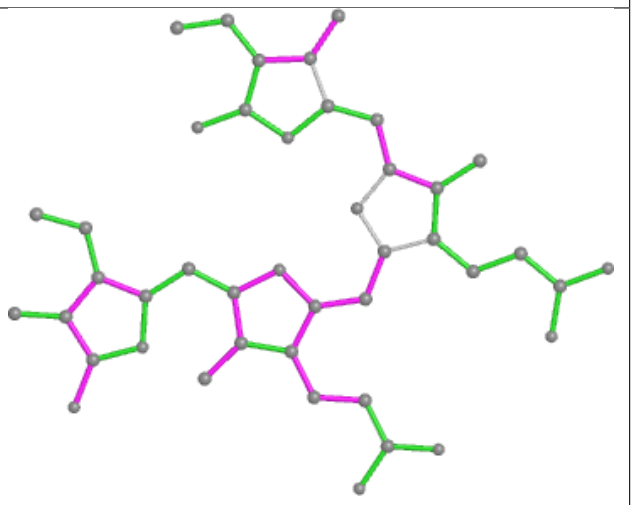

Bond angles

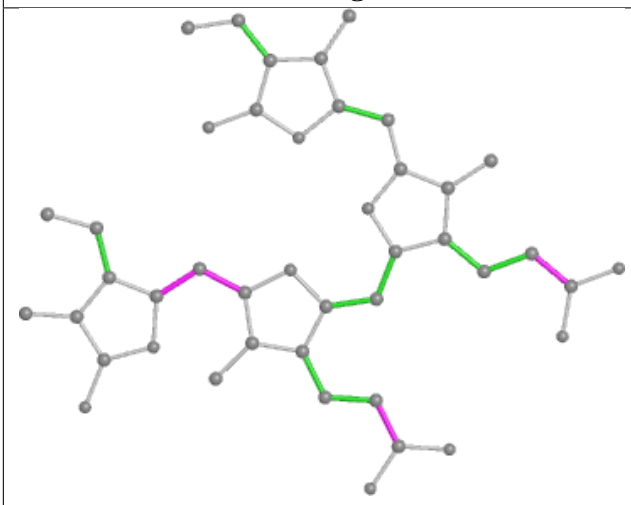

Torsions

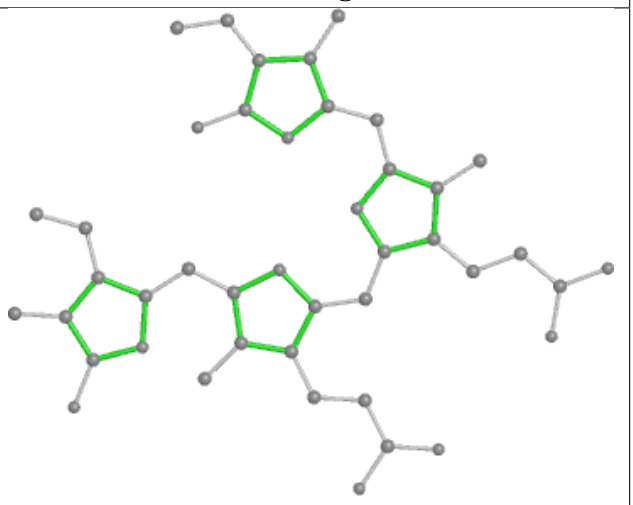

Rings

Ligand PEB at 201

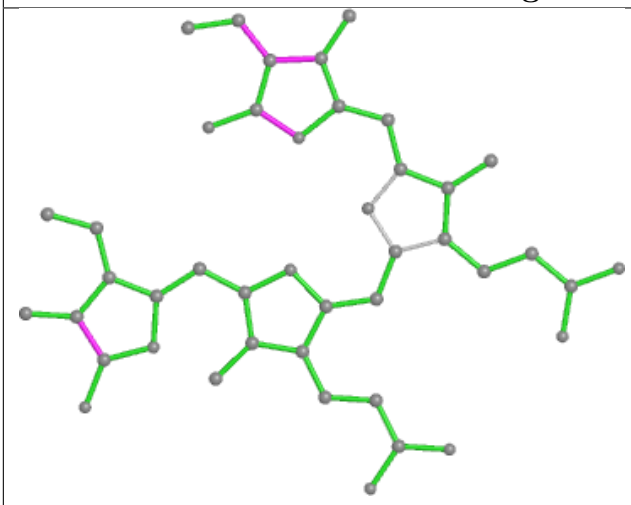

Bond lengths

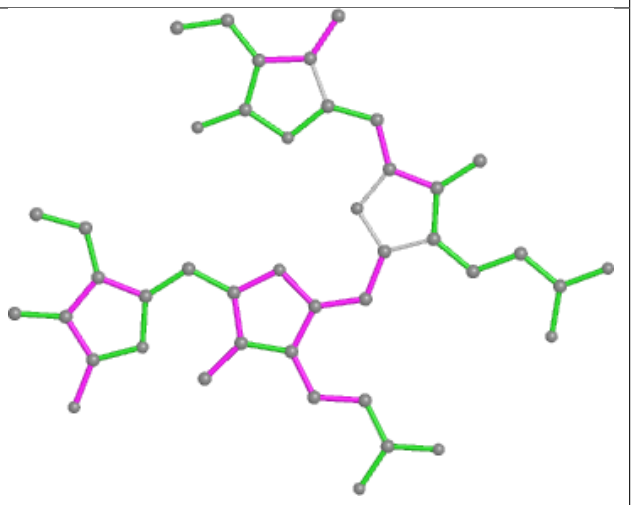

Bond angles

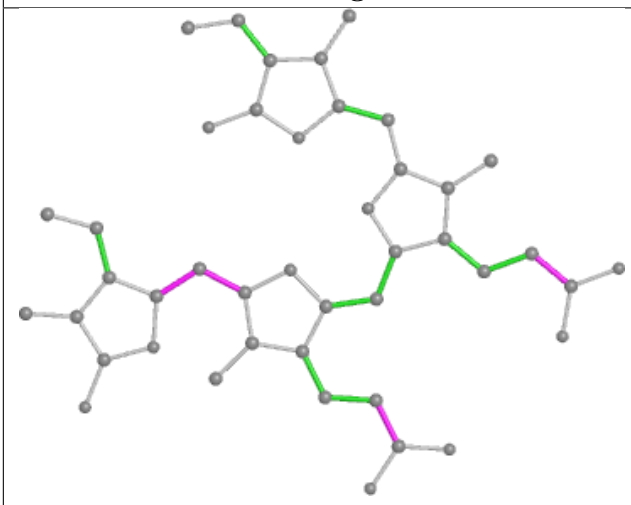

Torsions

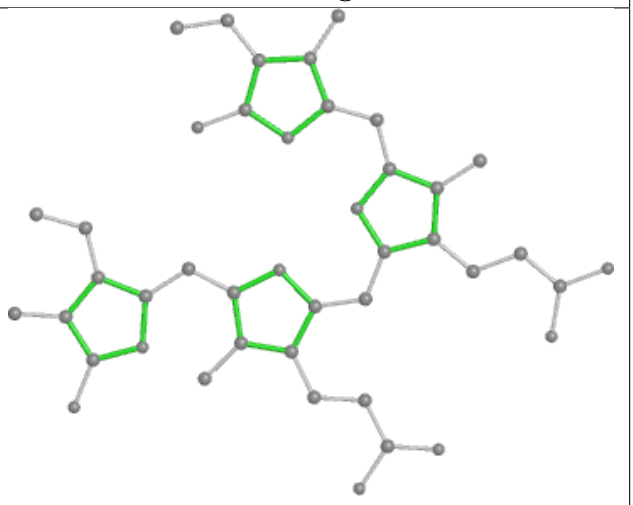

Rings

Ligand PUB gz 305

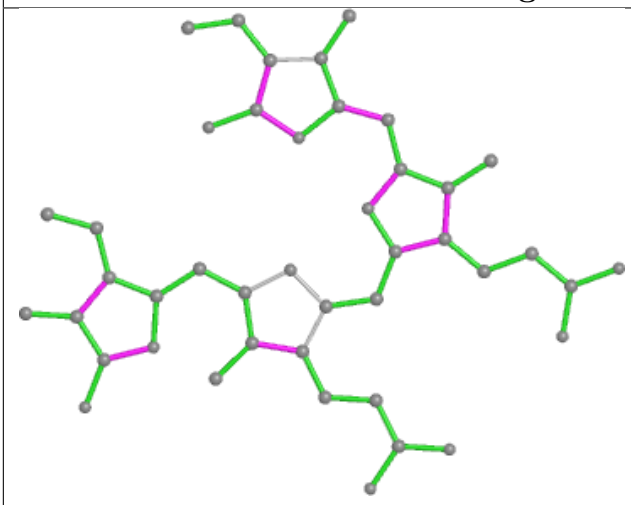

Bond lengths

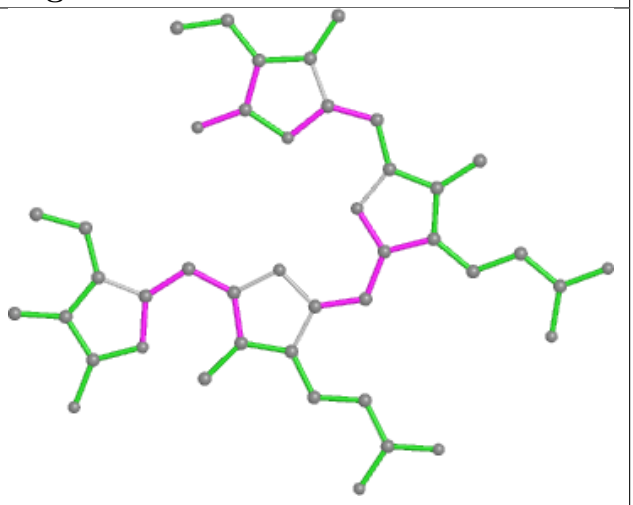

Bond angles

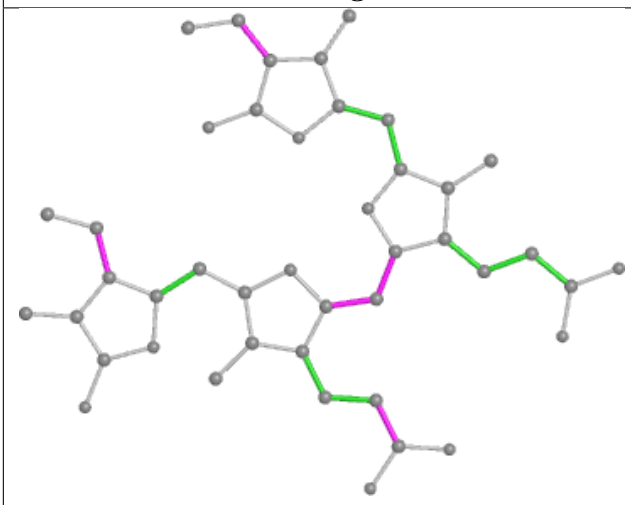

Torsions

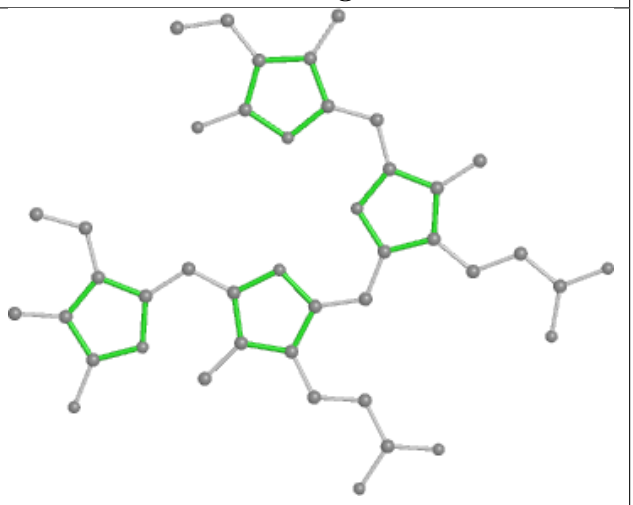

Rings

Ligand PEB jJ 1001

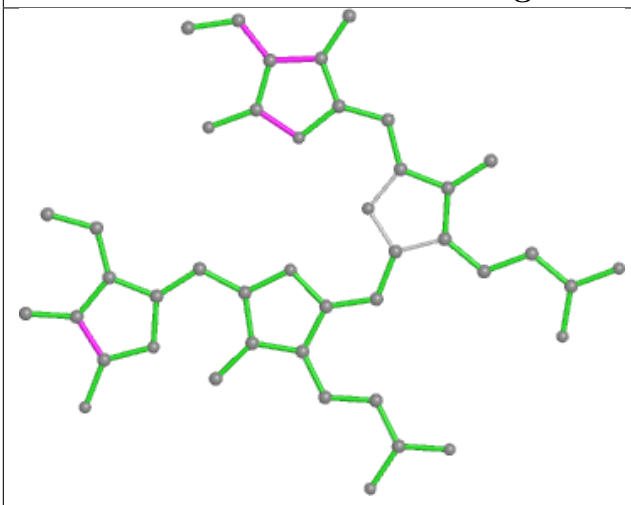

Bond lengths

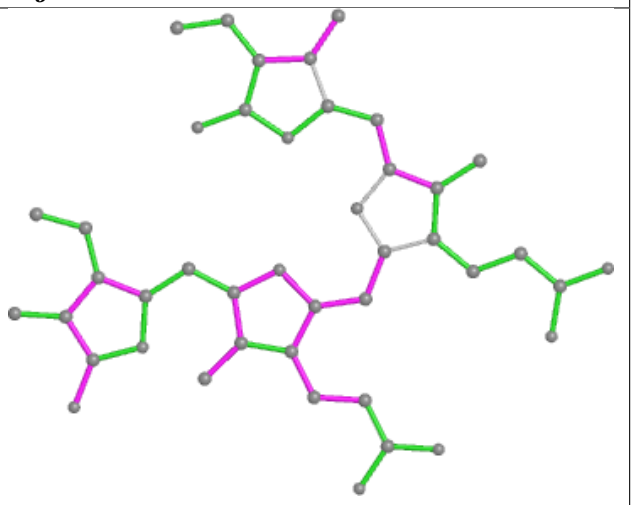

Bond angles

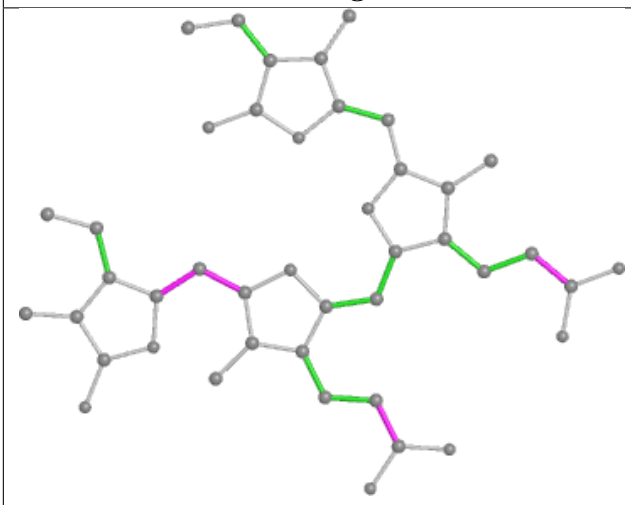

Torsions

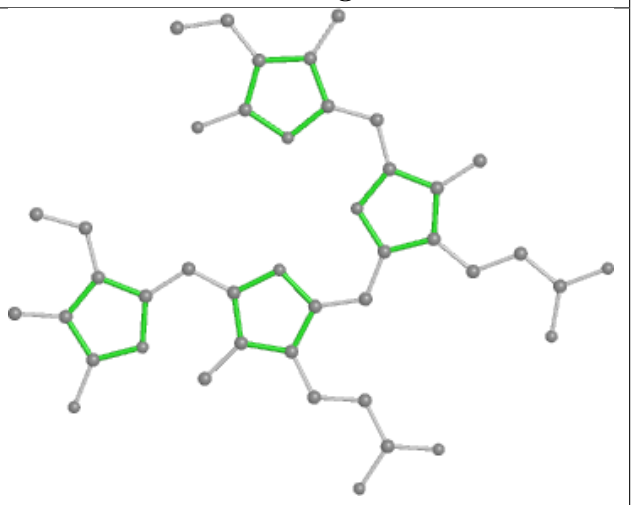

Rings

Ligand PEB u8 202

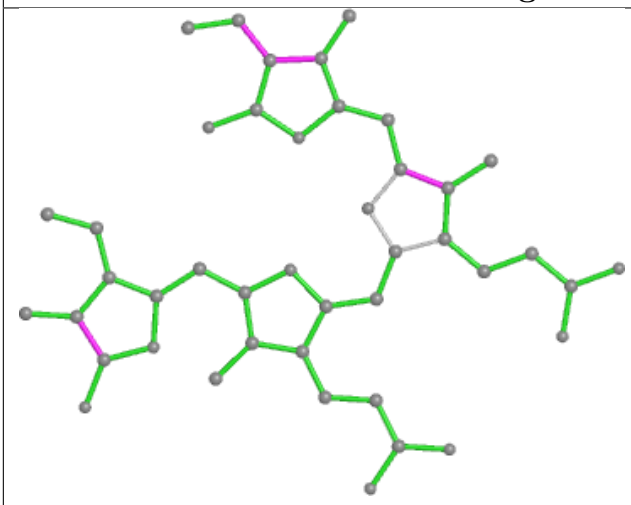

Bond lengths

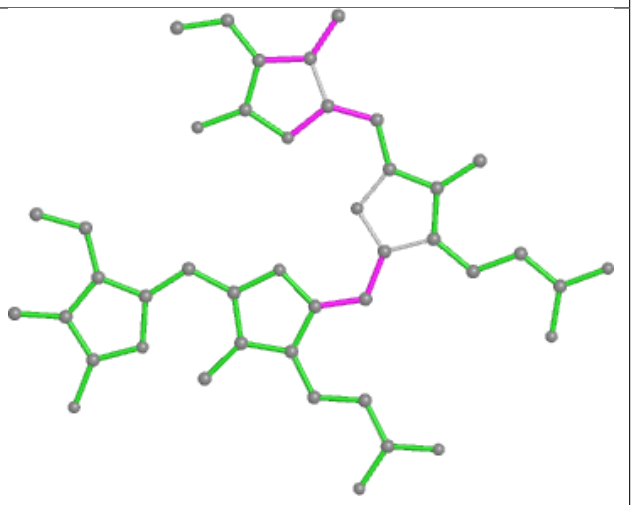

Bond angles

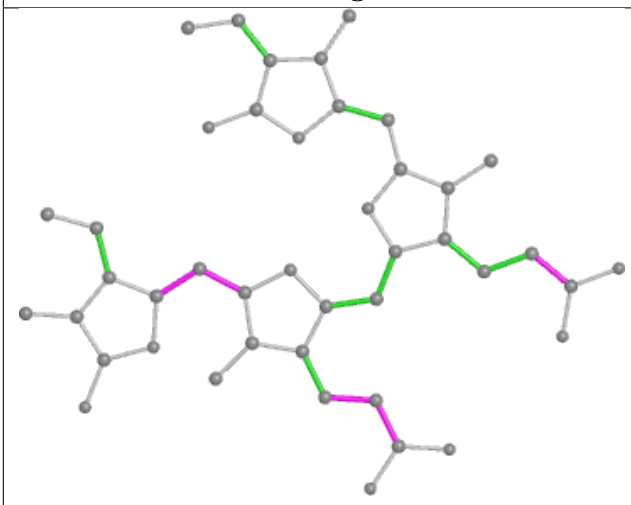

Torsions

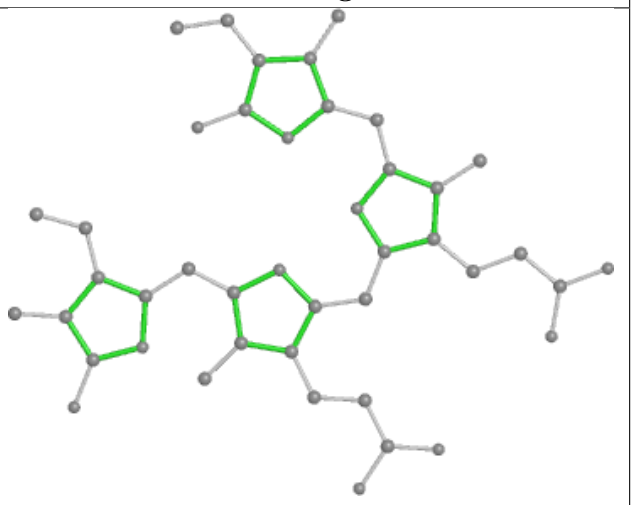

Rings

Ligand PEB u9 201

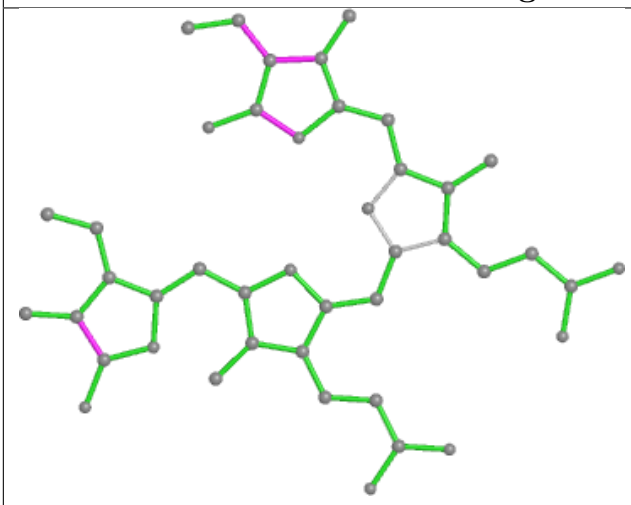

Bond lengths

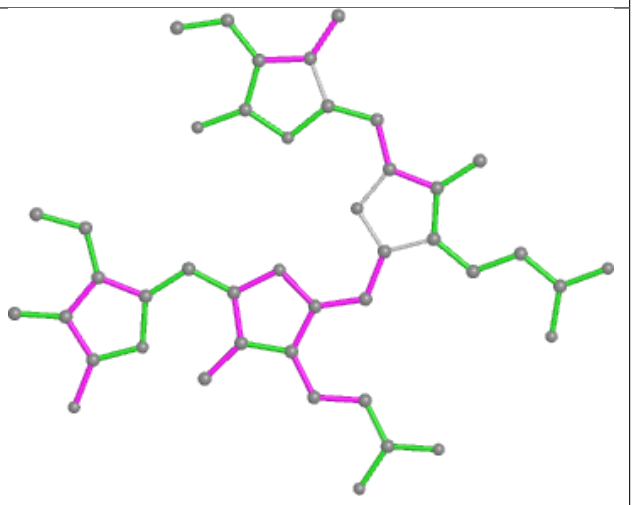

Bond angles

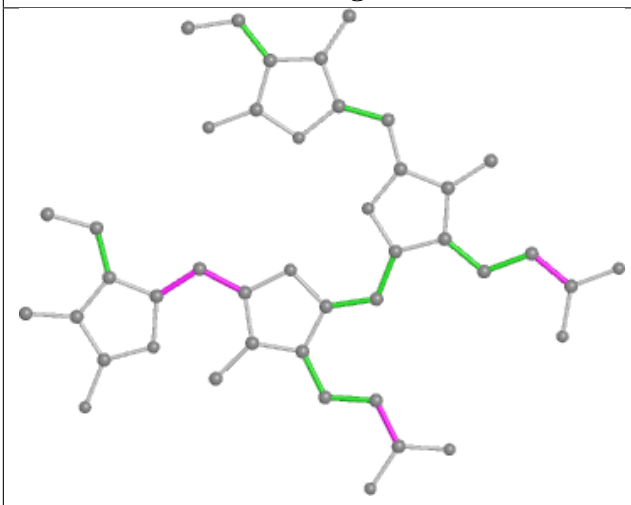

Torsions

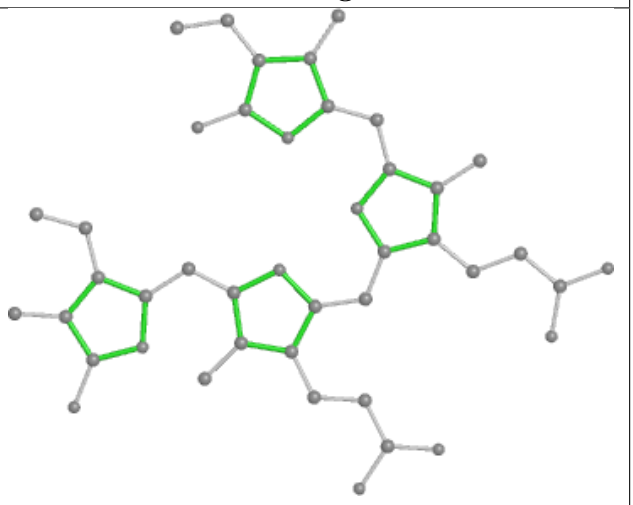

Rings

Ligand PEB E9 201

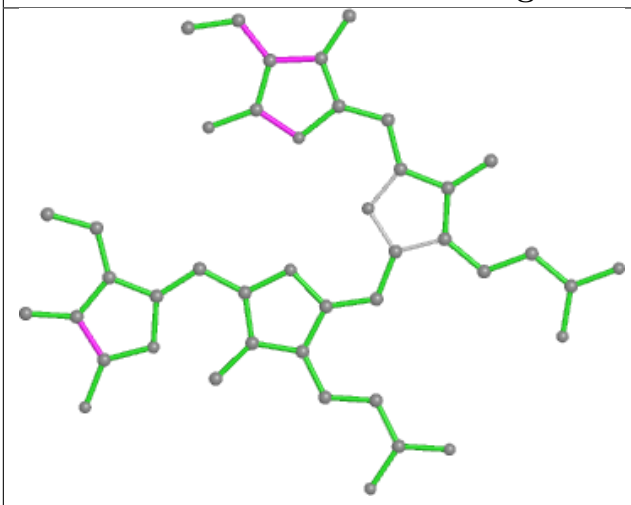

Bond lengths

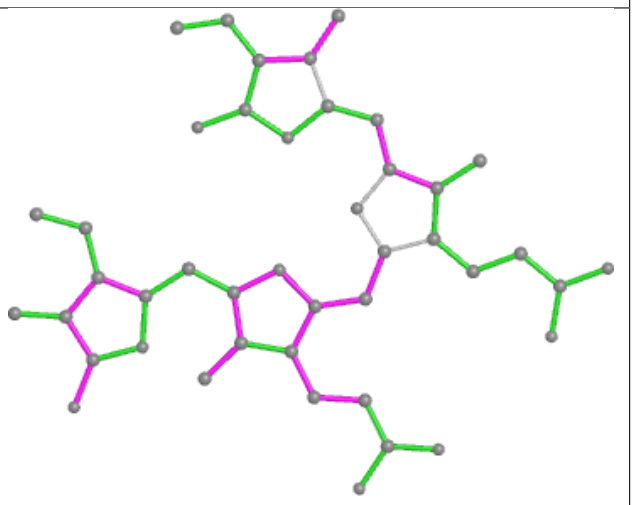

Bond angles

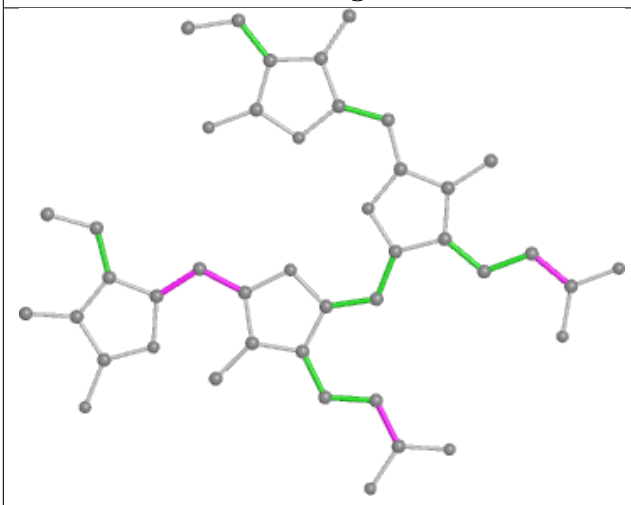

Torsions

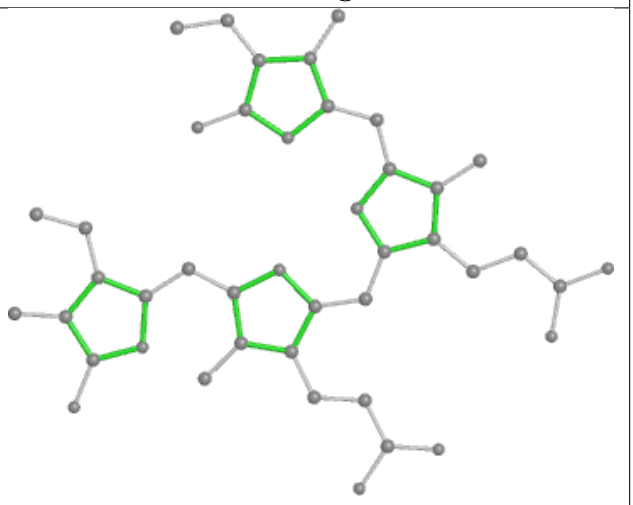

Rings

Ligand PEB aF 204

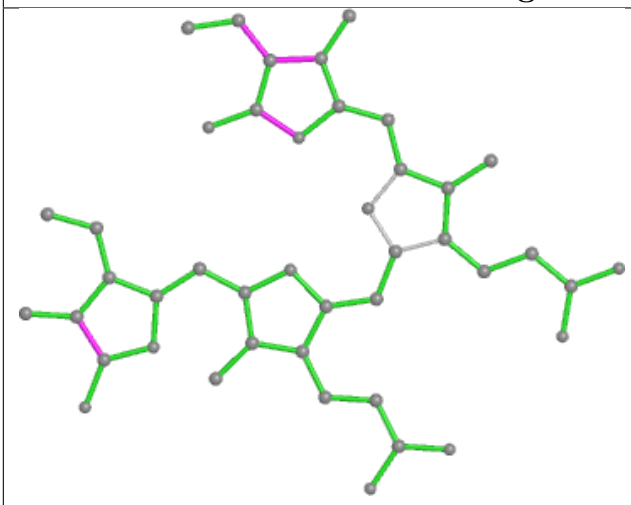

Bond lengths

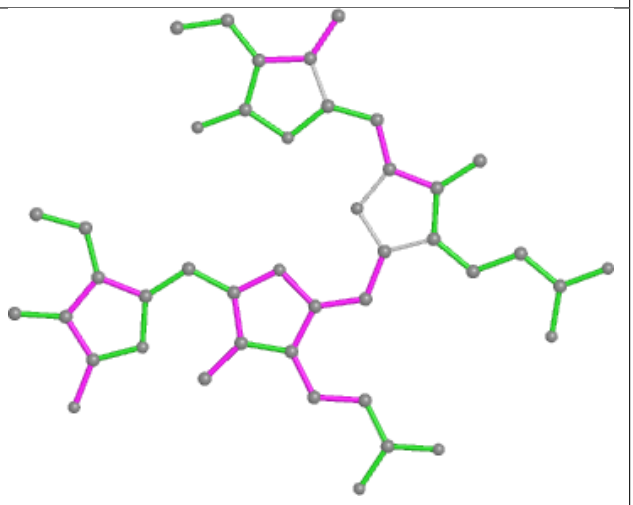

Bond angles

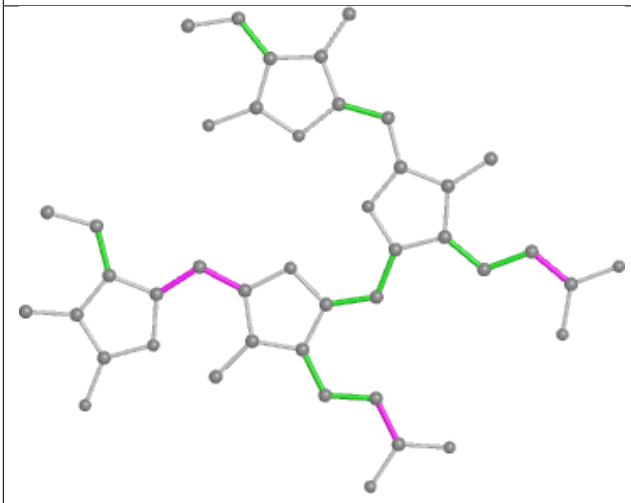

Torsions

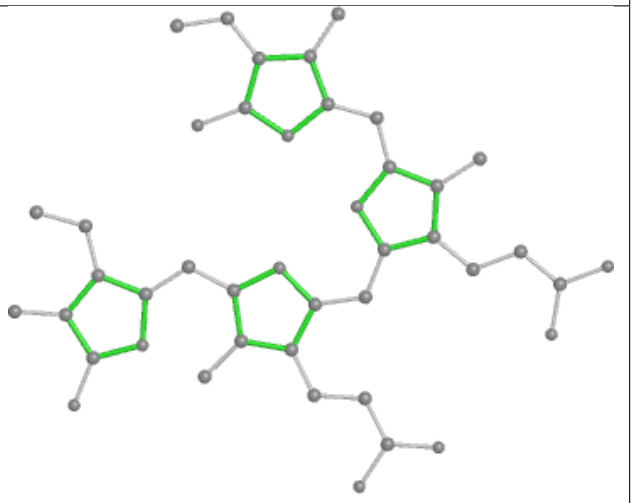

Rings

Ligand CYC K1 201

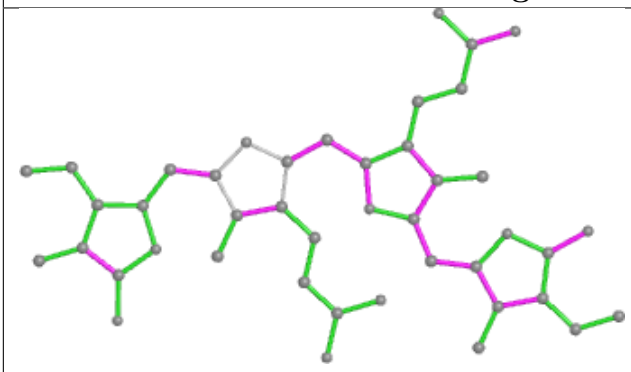

Bond lengths

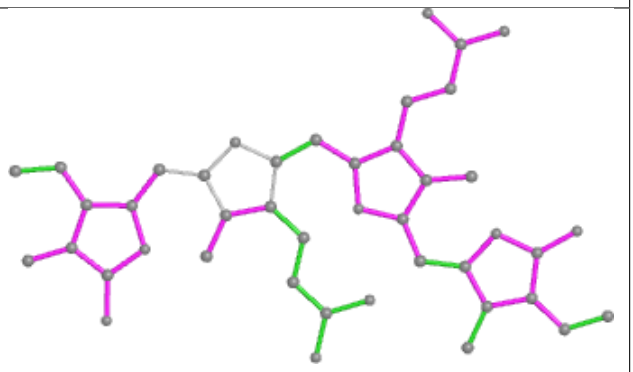

Bond angles

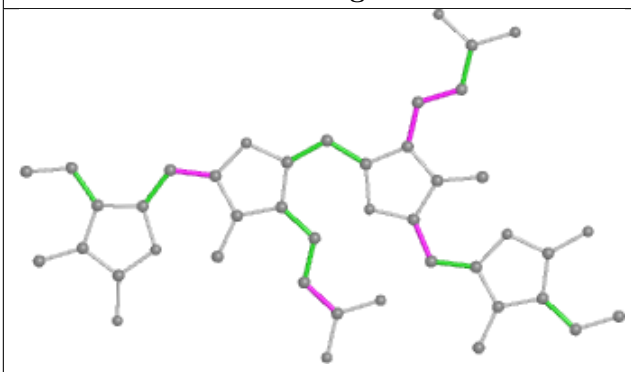

Torsions

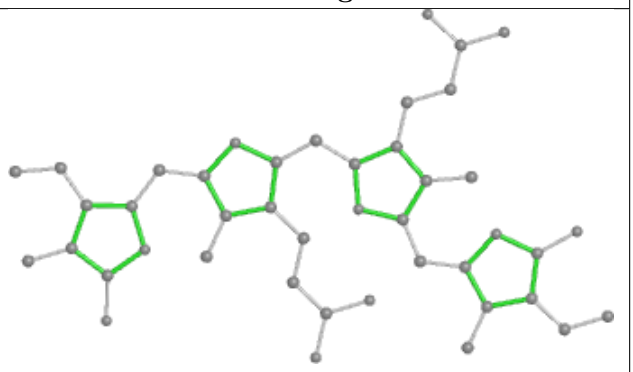

Rings

Ligand PEB hT 201

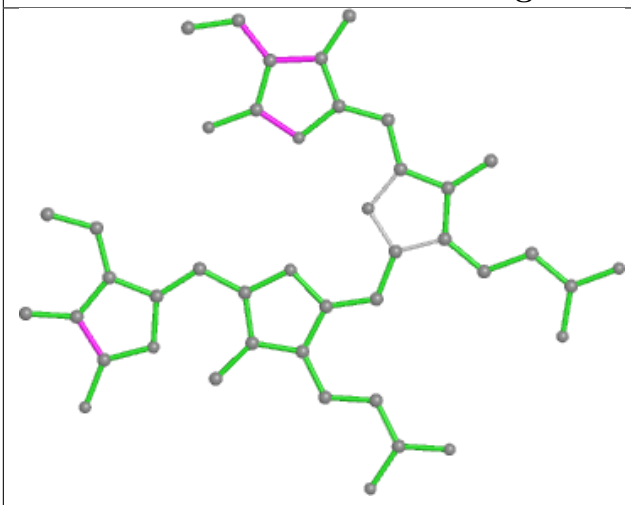

Bond lengths

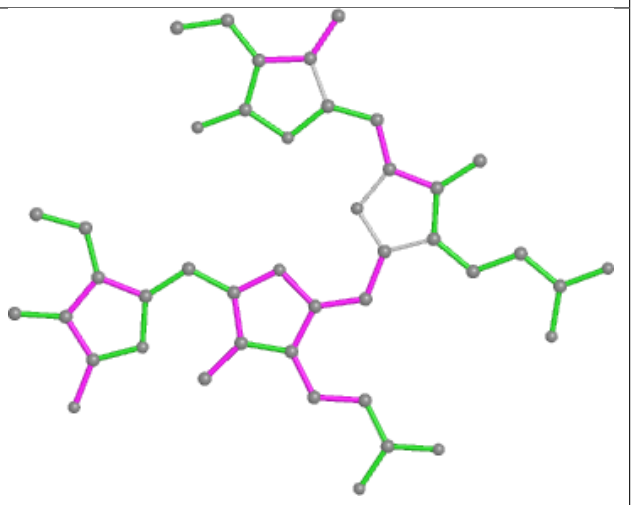

Bond angles

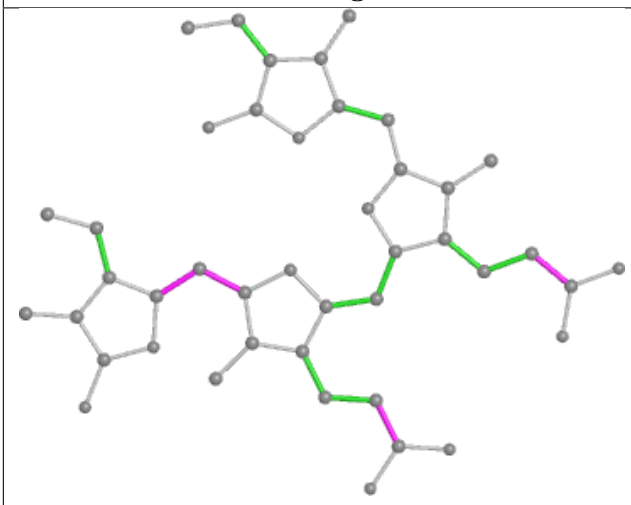

Torsions

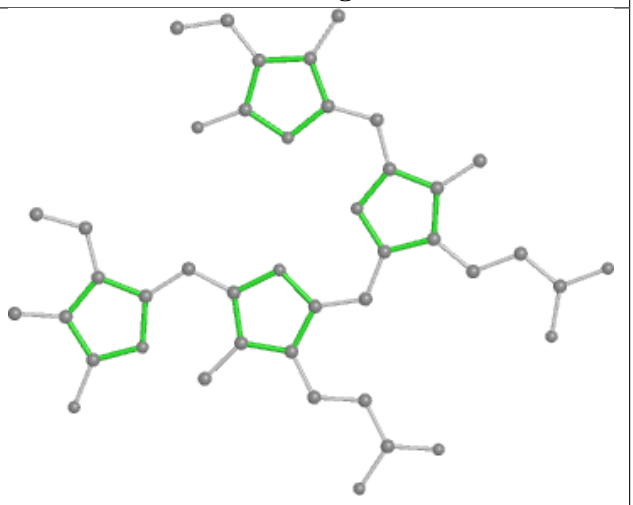

Rings

Ligand PUB h8 203

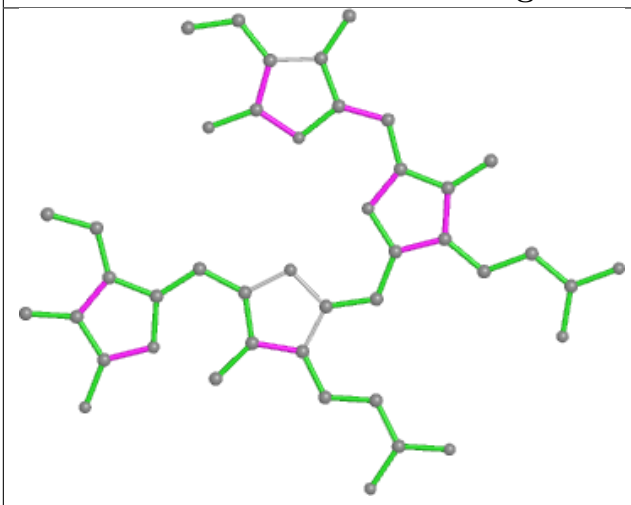

Bond lengths

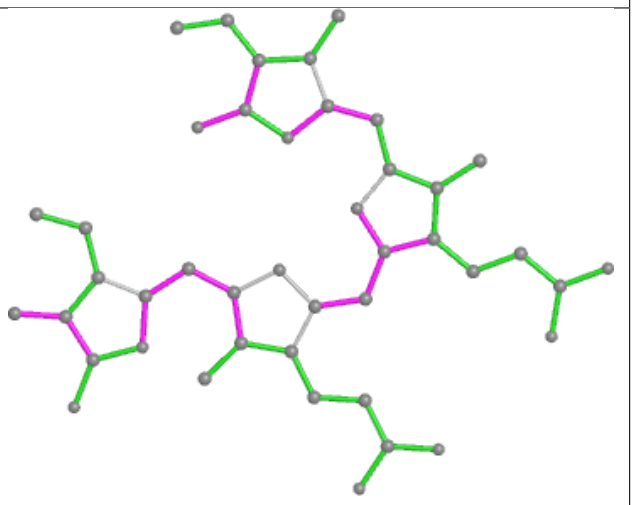

Bond angles

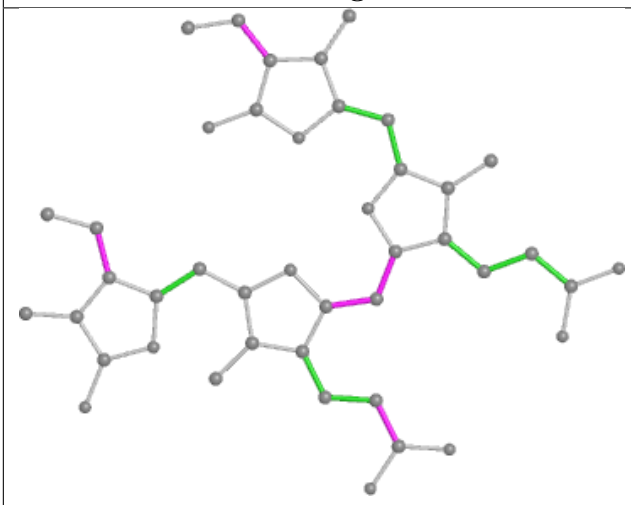

Torsions

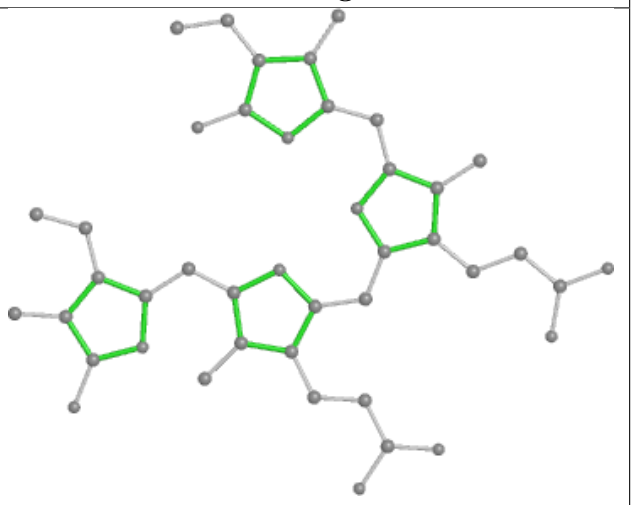

Rings

Ligand PUB cp 203

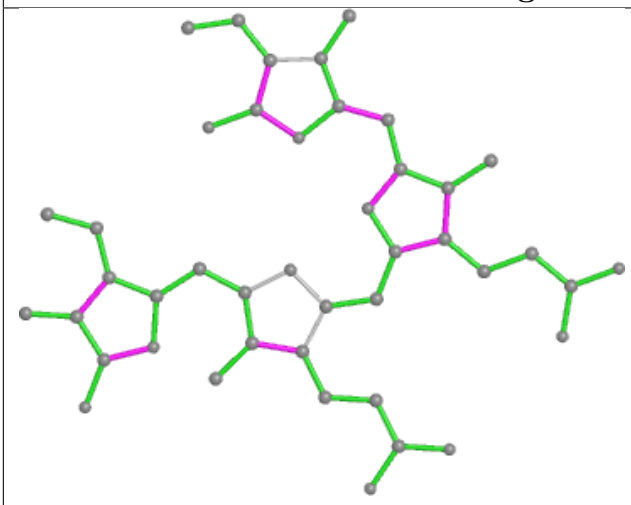

Bond lengths

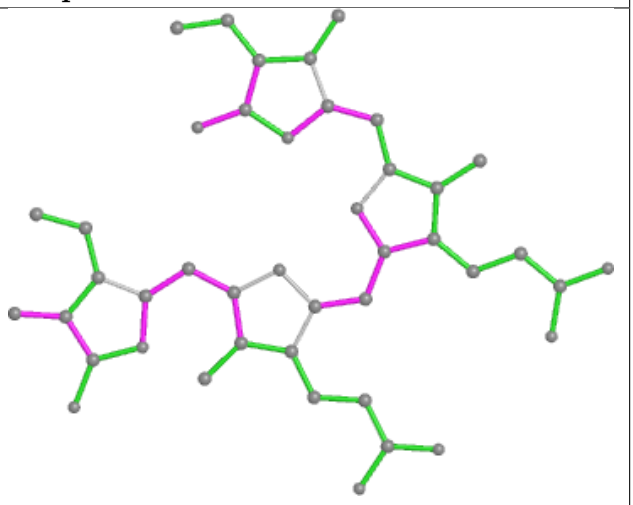

Bond angles

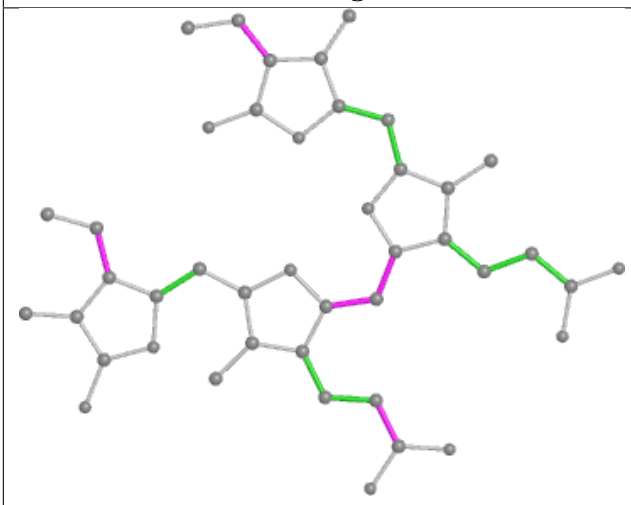

Torsions

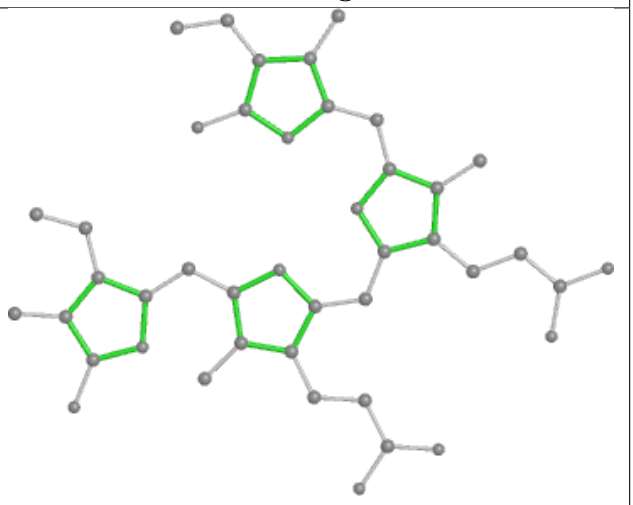

Rings

Ligand PEB Z2 201

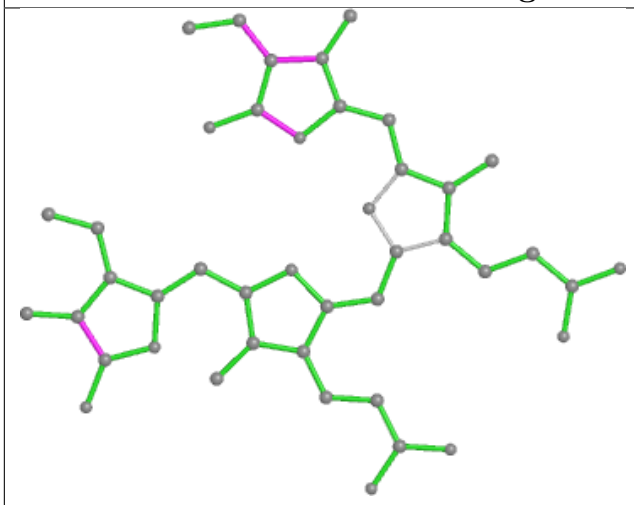

Bond lengths

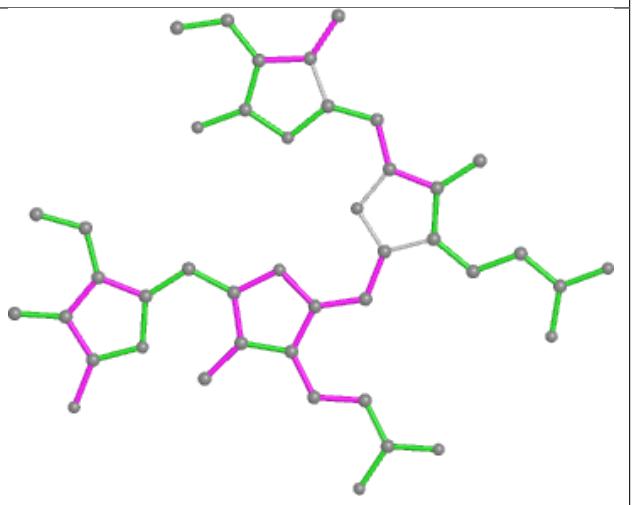

Bond angles

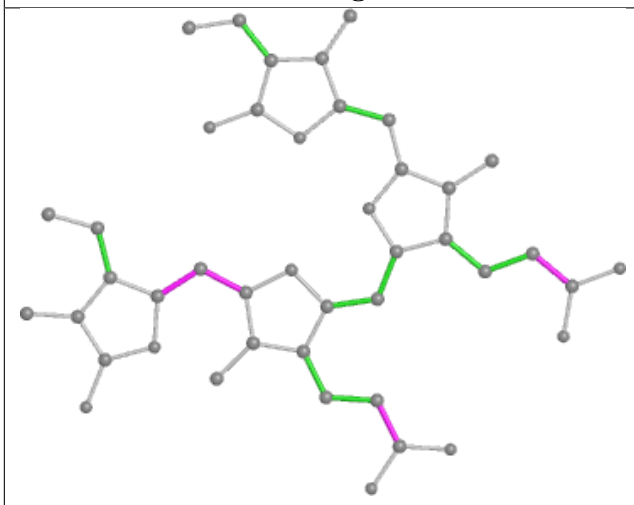

Torsions

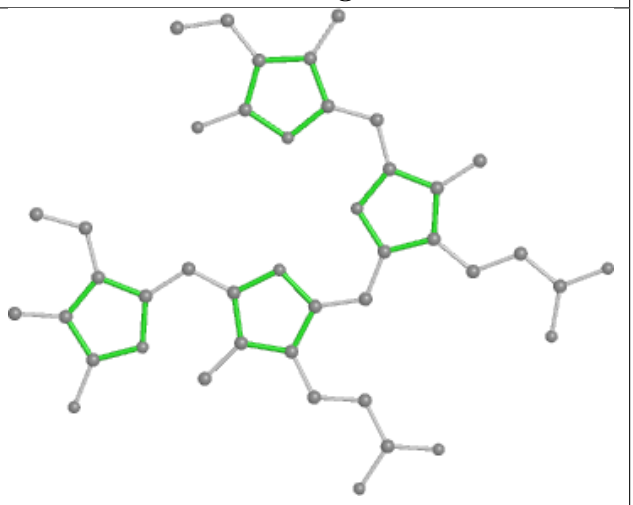

Rings

Ligand PEB eT 201

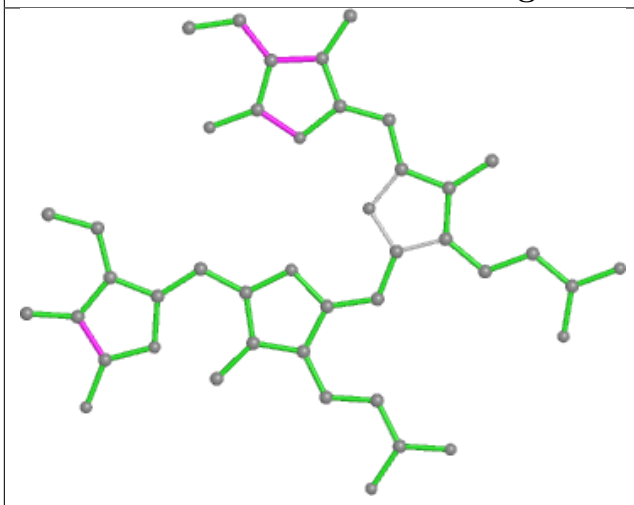

Bond lengths

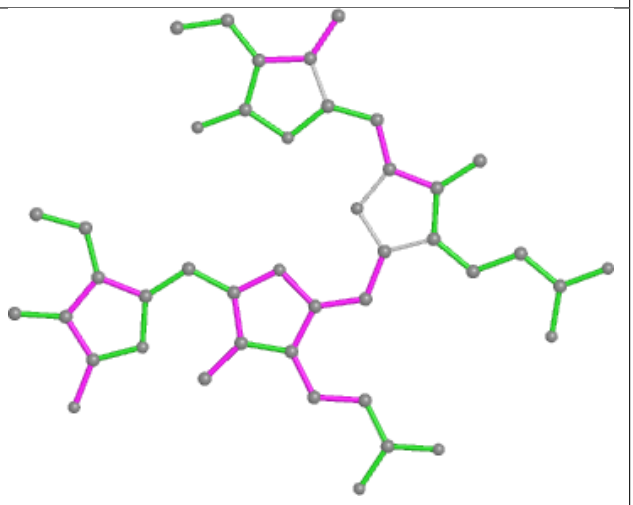

Bond angles

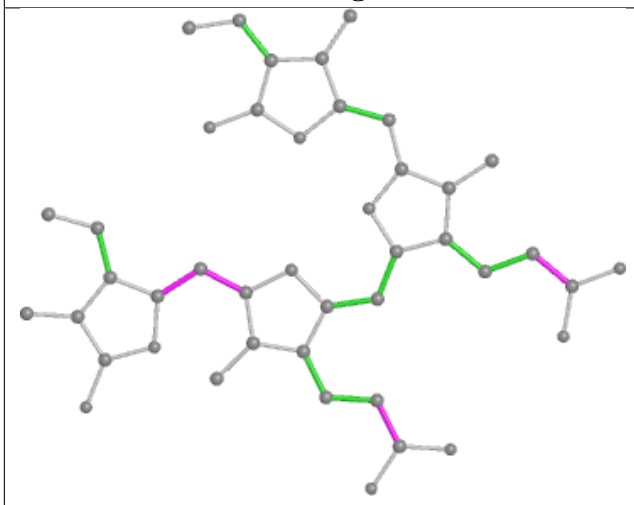

Torsions

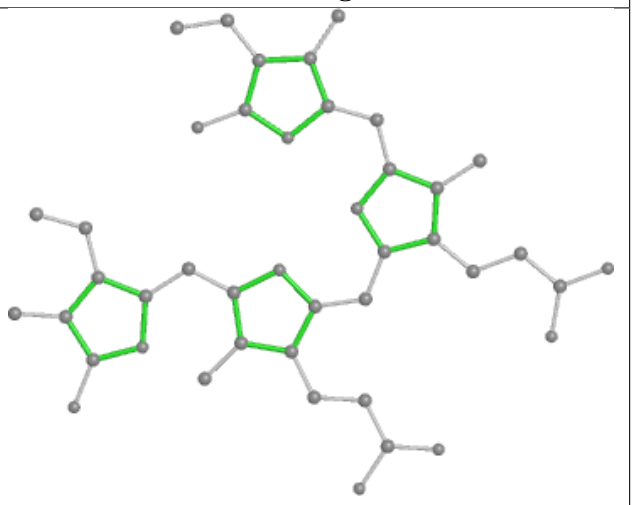

Rings

Ligand PEB N9 202

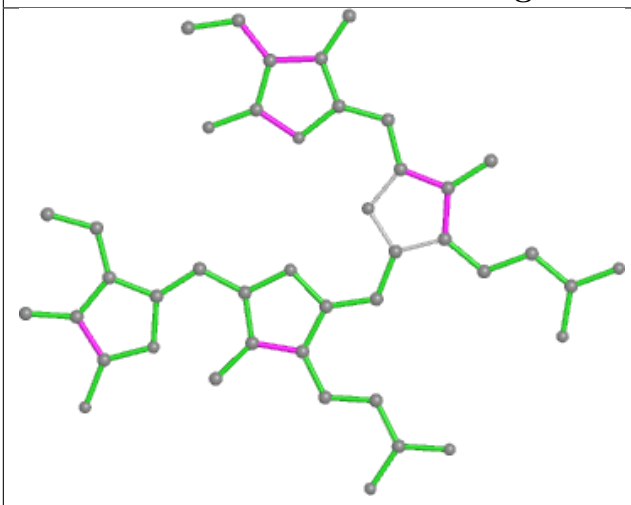

Bond lengths

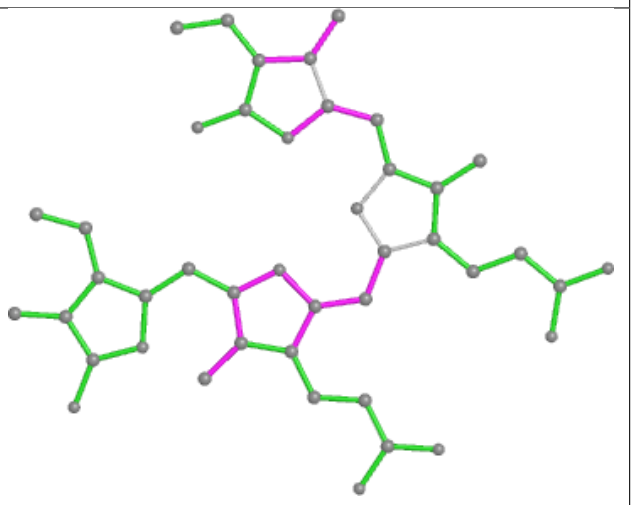

Bond angles

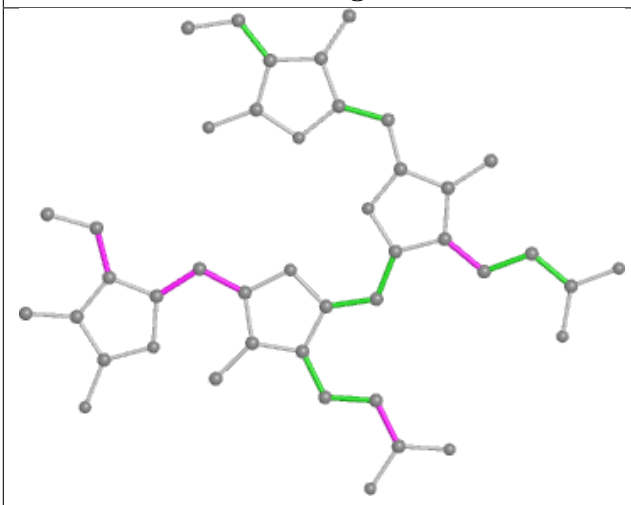

Torsions

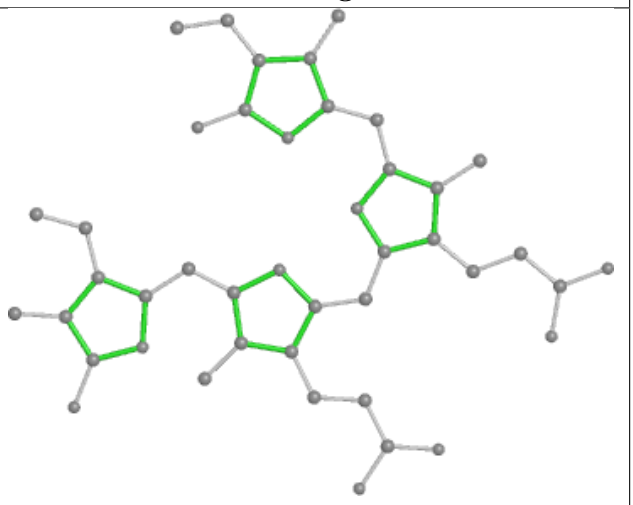

Rings

Ligand CYC X1 201

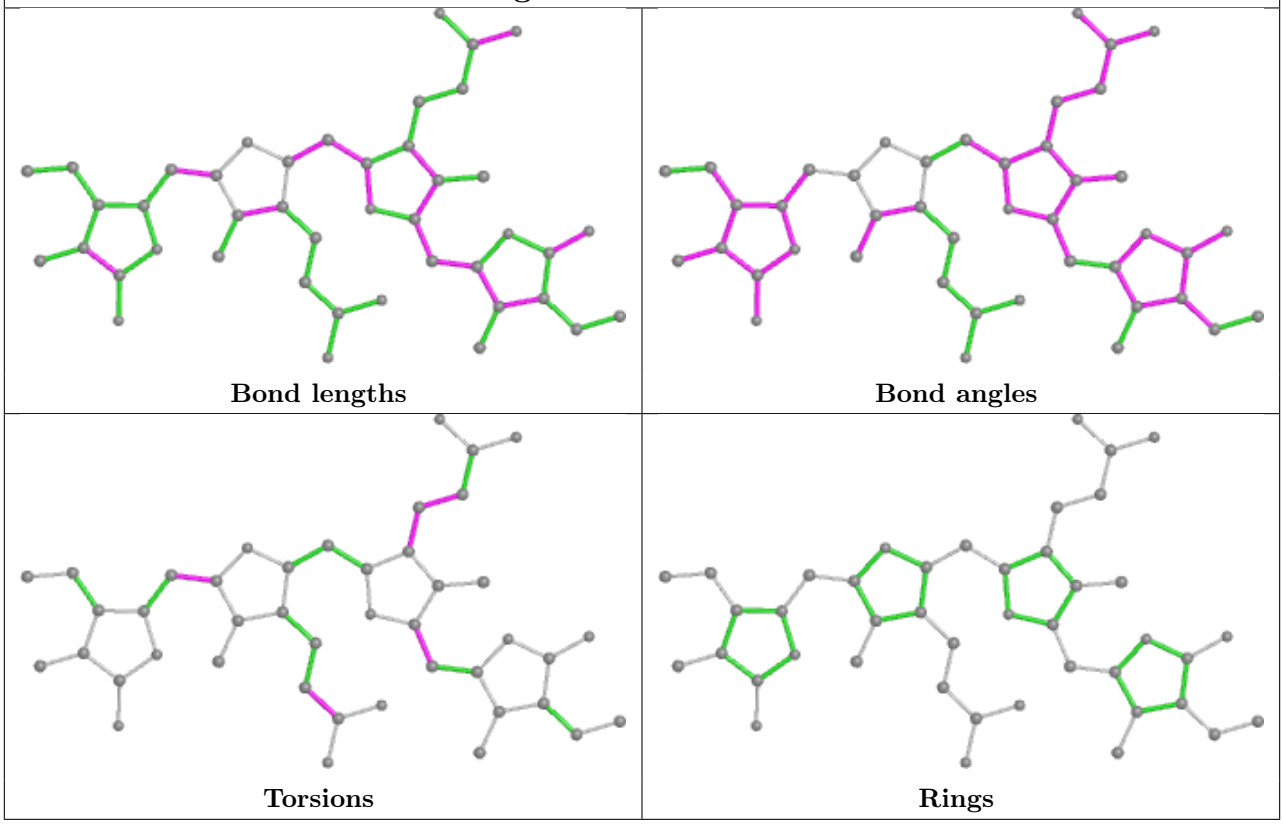

Bond lengths | Bond angles

Torsions | Rings

Ligand CYC r1 201

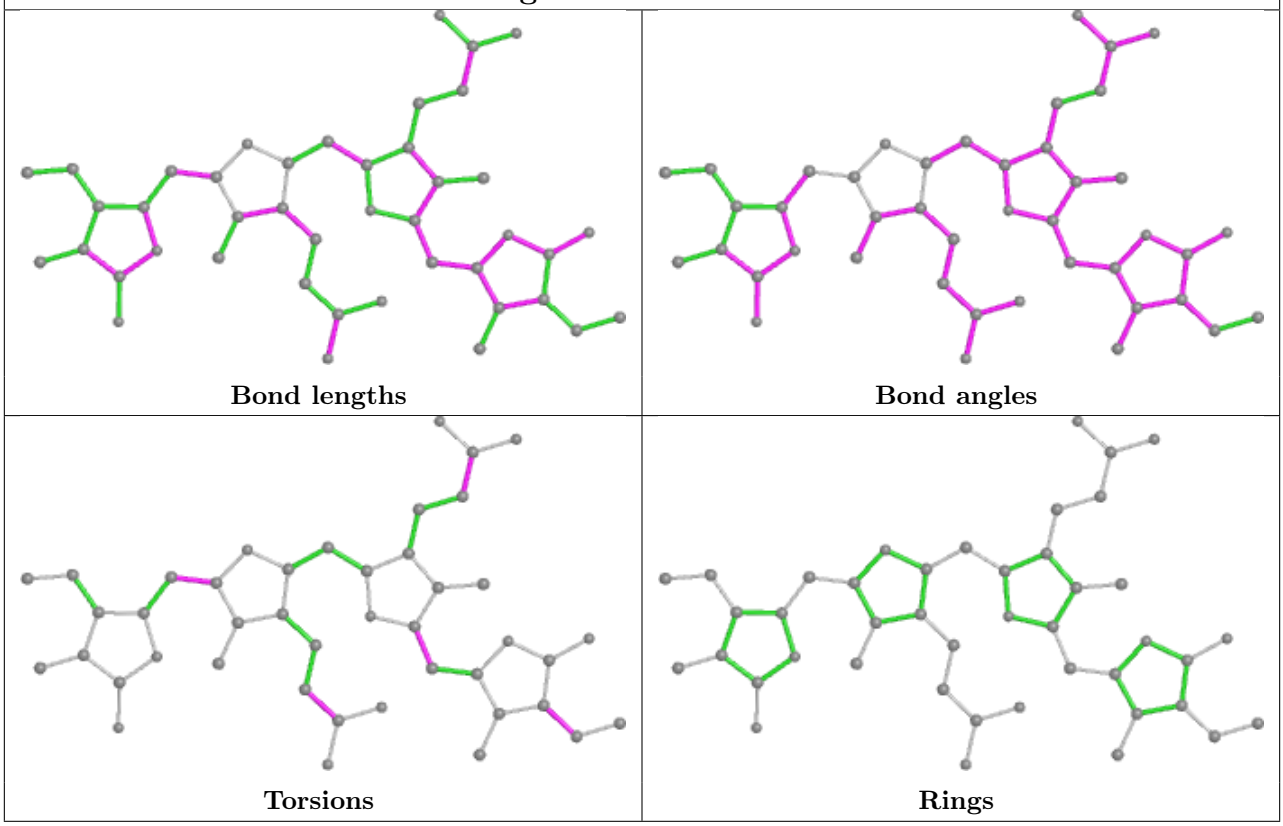

Bond lengths | Bond angles

Torsions | Rings

Ligand PEB gl 201

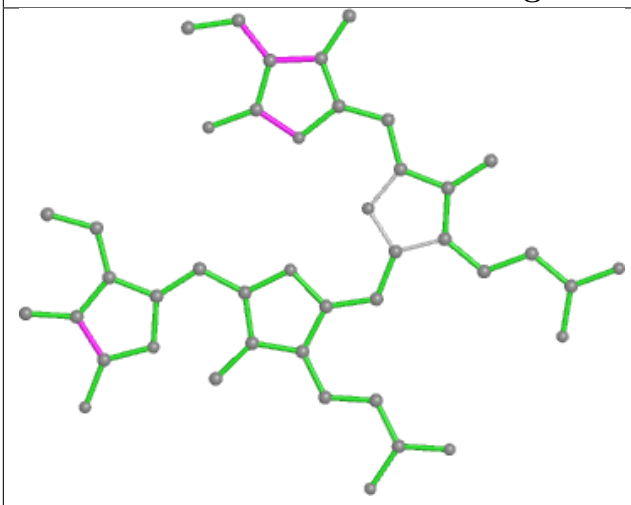

Bond lengths

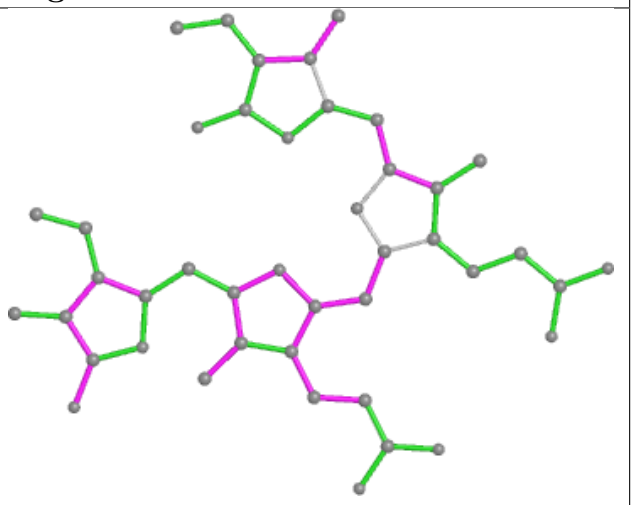

Bond angles

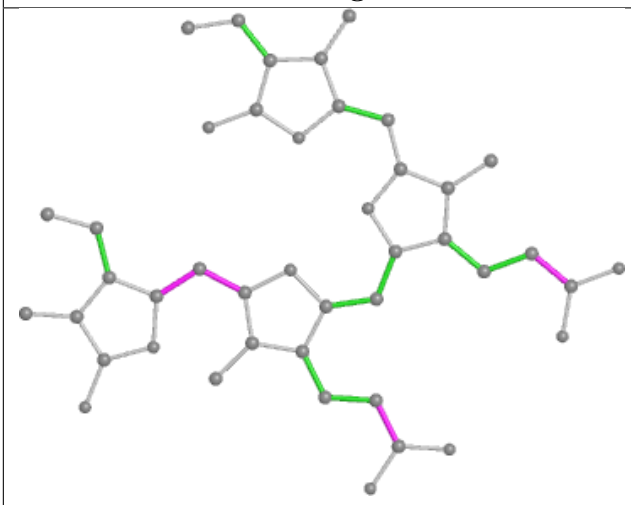

Torsions

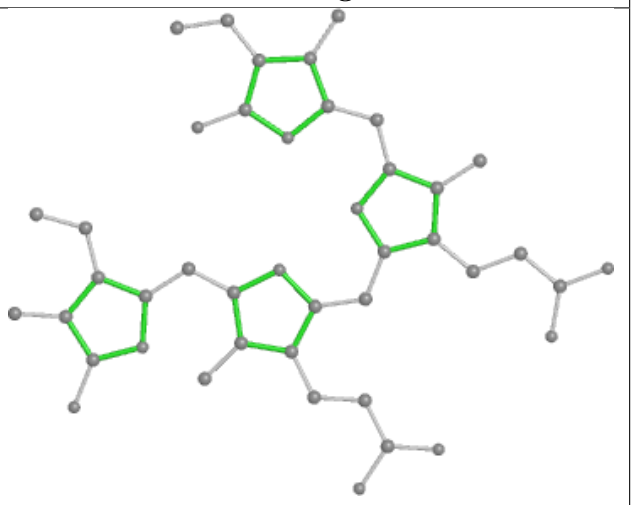

Rings

Ligand PUB t7 203

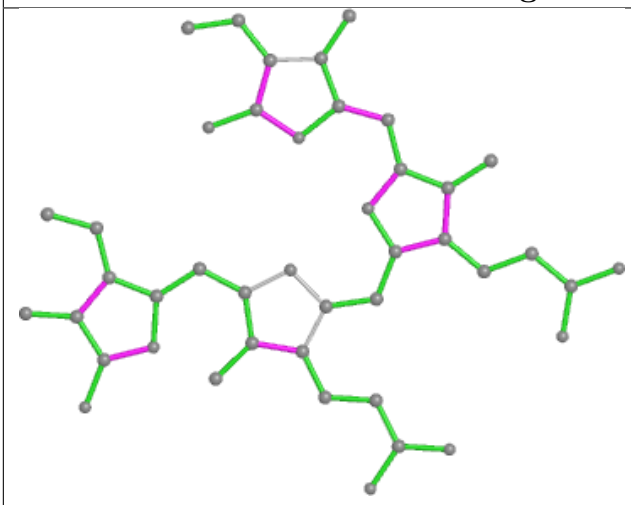

Bond lengths

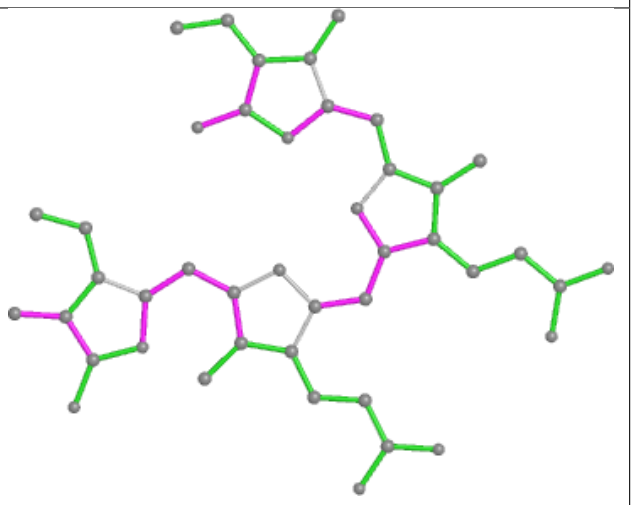

Bond angles

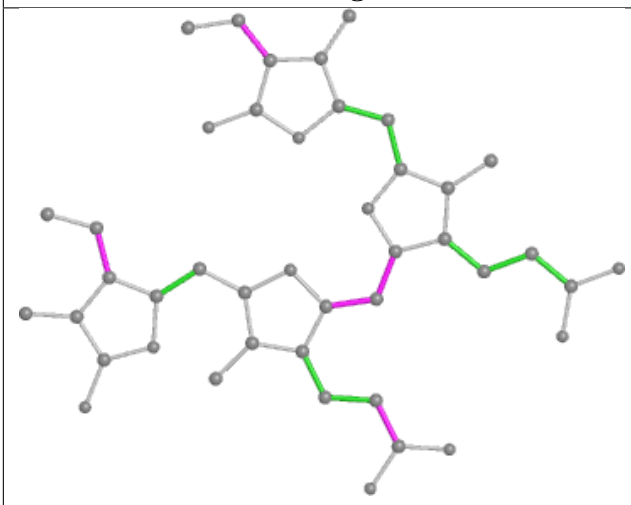

Torsions

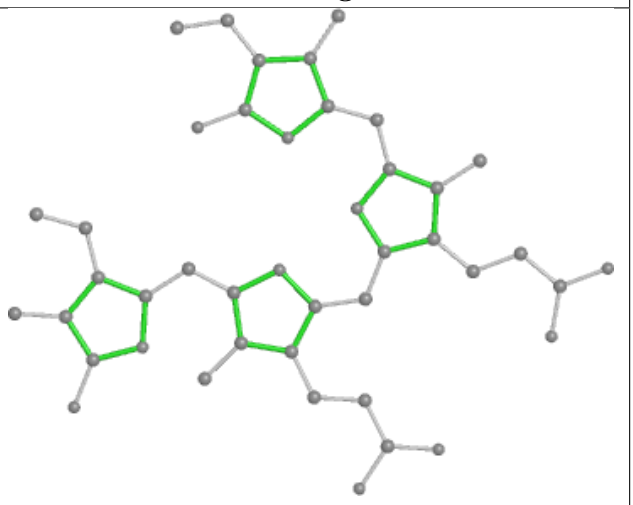

Rings

Ligand PEB n2 201

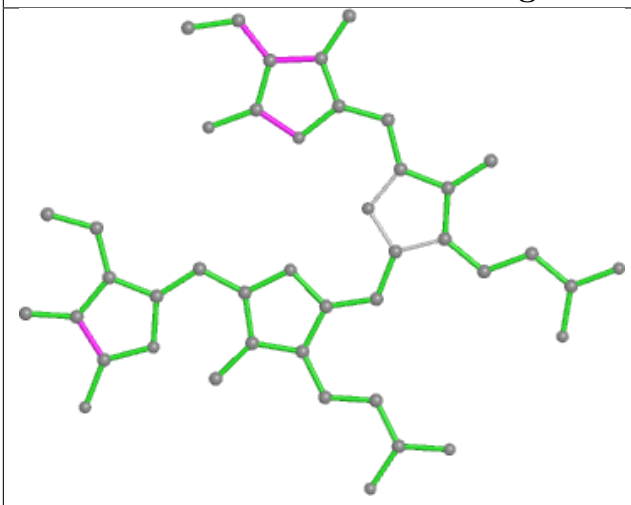

Bond lengths

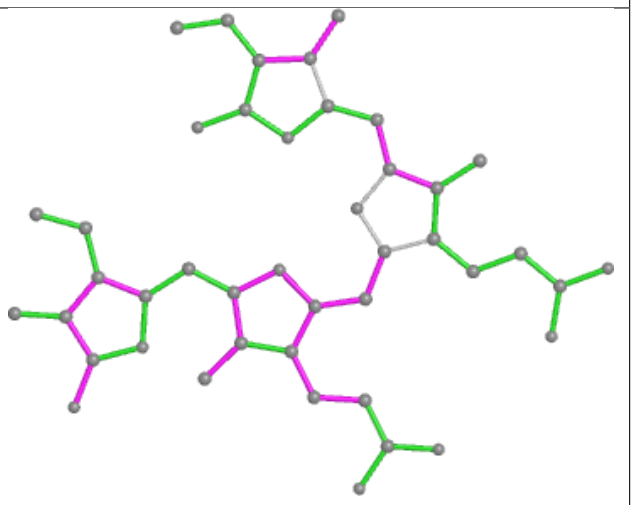

Bond angles

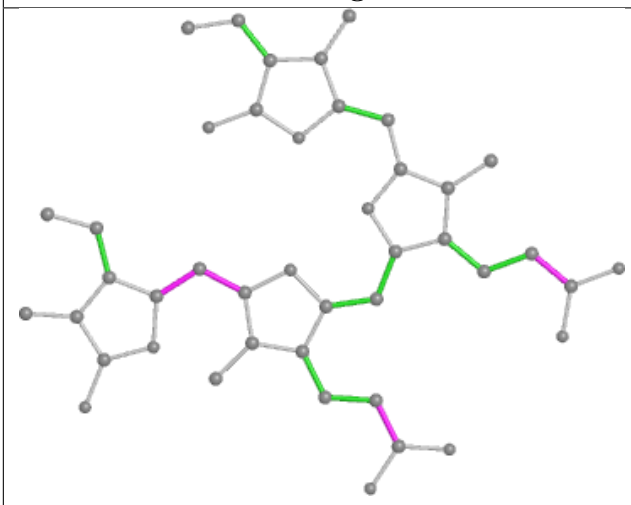

Torsions

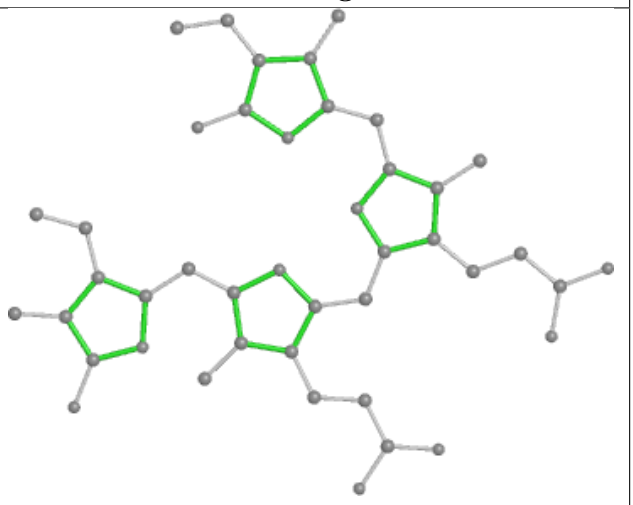

Rings

Ligand PUB n8 202

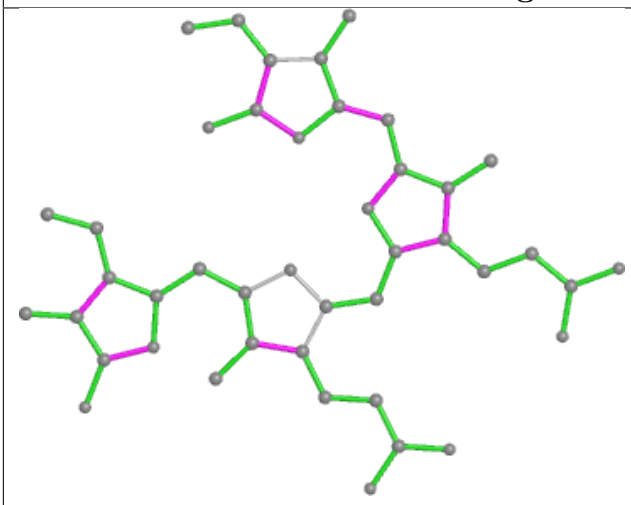

Bond lengths

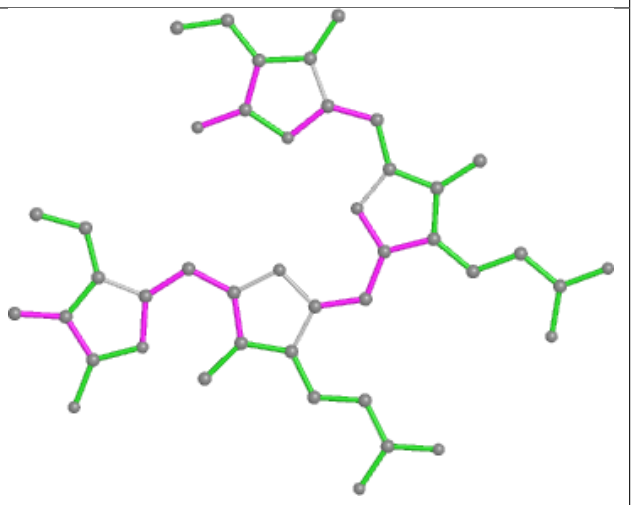

Bond angles

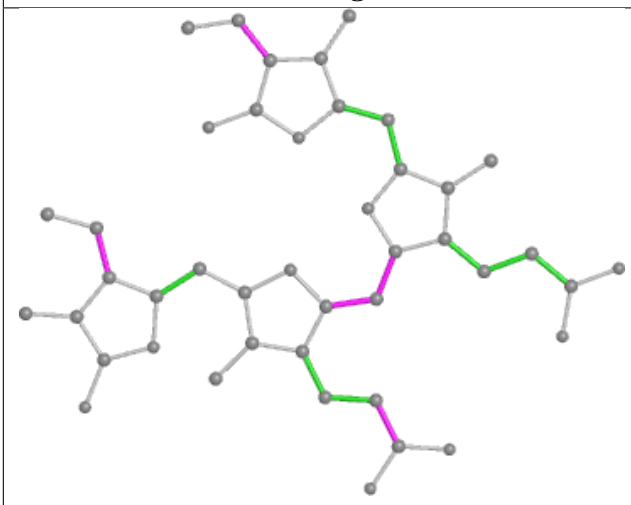

Torsions

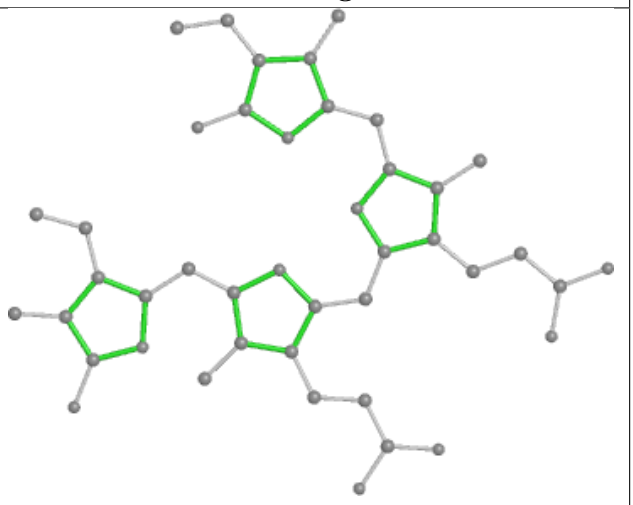

Rings

Ligand PUB N5 203

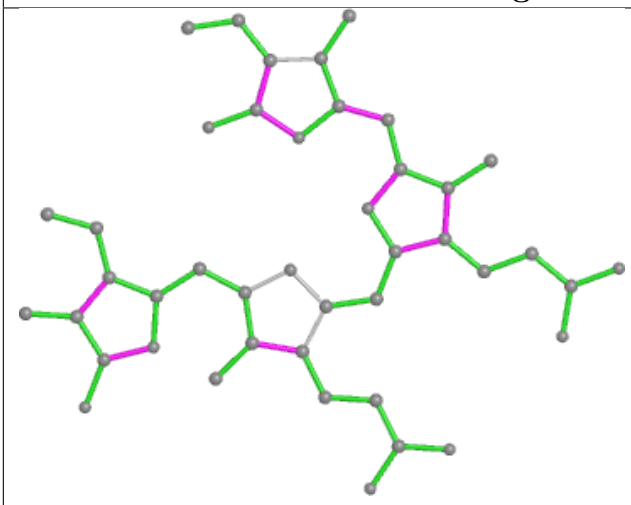

Bond lengths

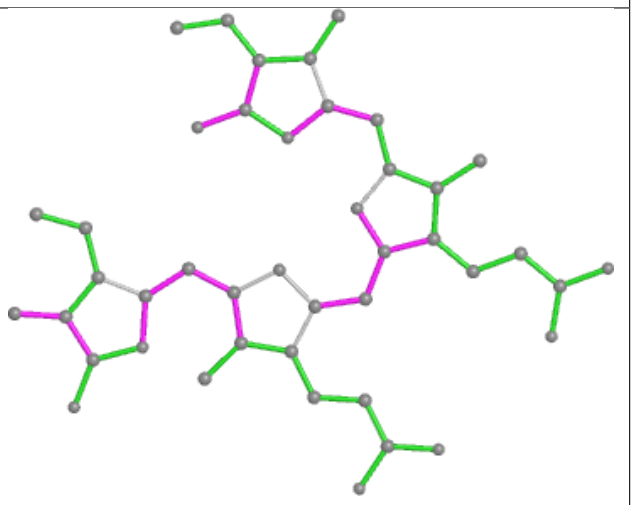

Bond angles

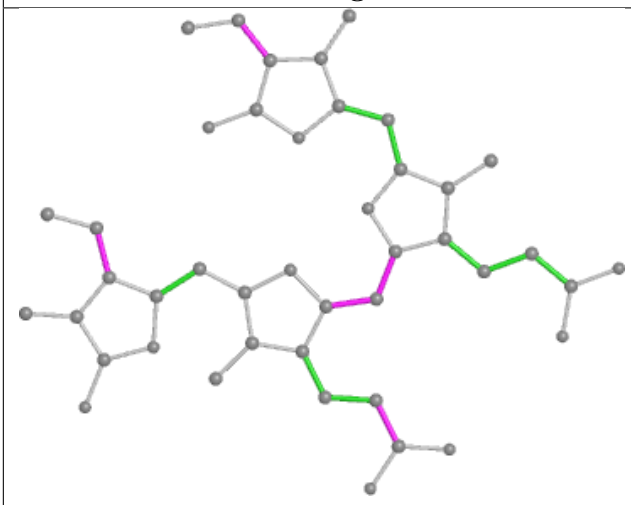

Torsions

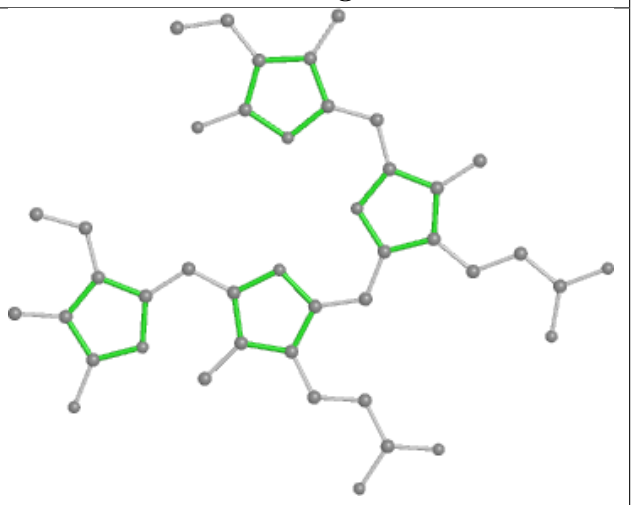

Rings

Ligand PEB I8 202

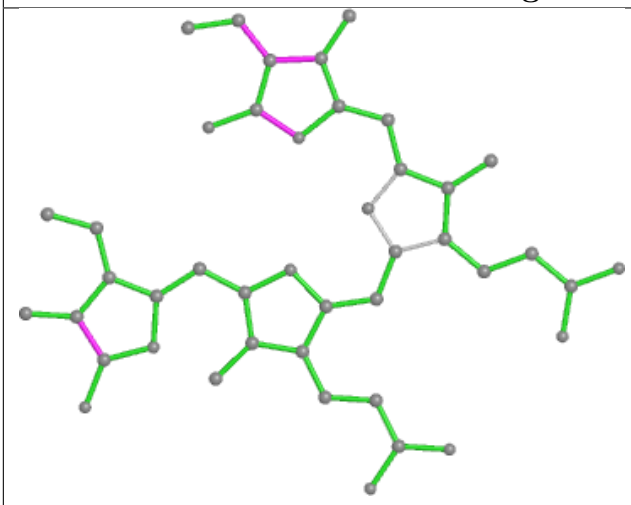

Bond lengths

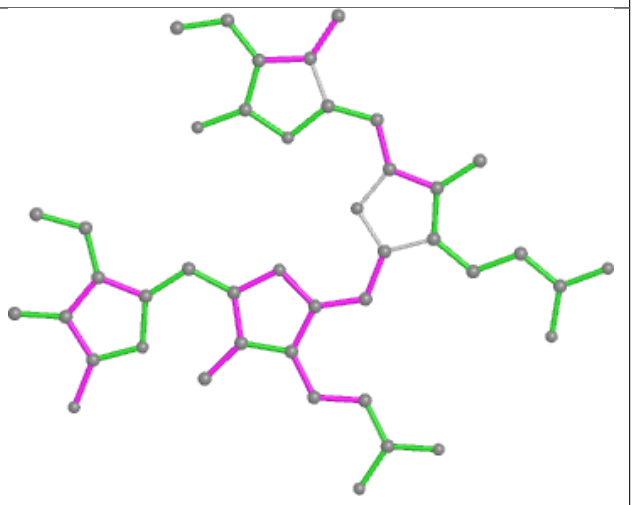

Bond angles

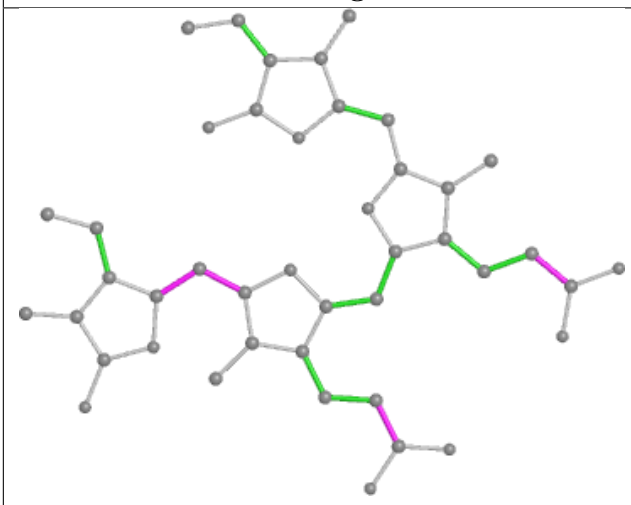

Torsions

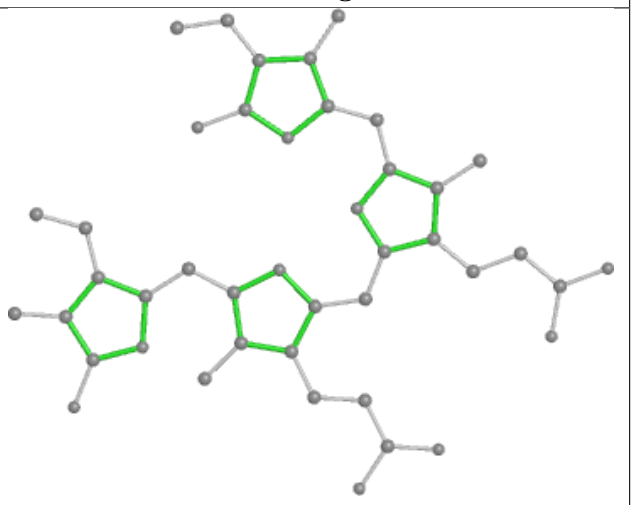

Rings

Ligand PEB ll 202

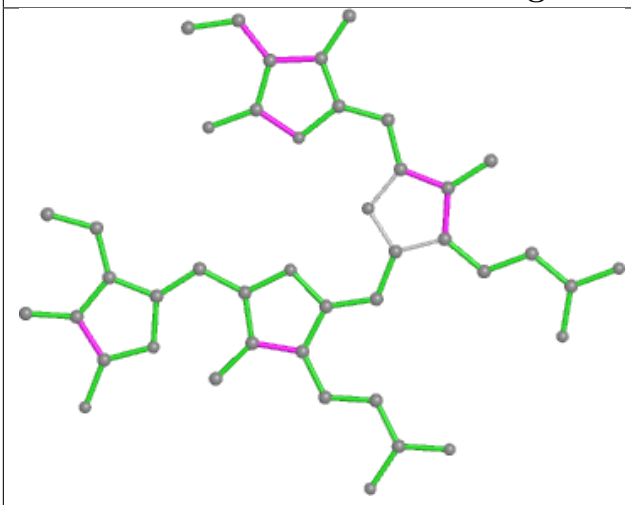

Bond lengths

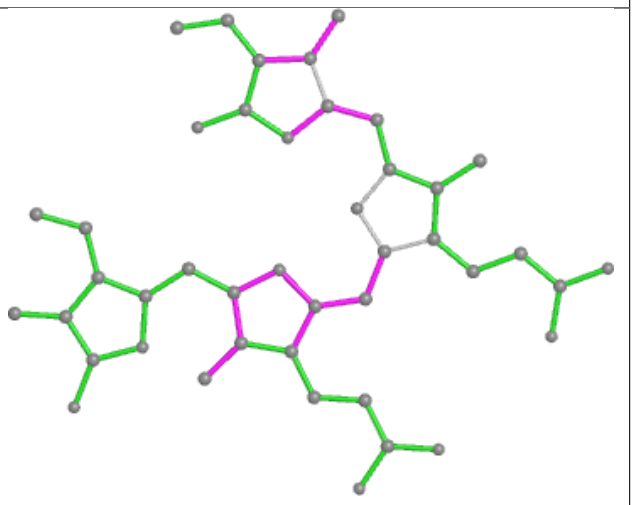

Bond angles

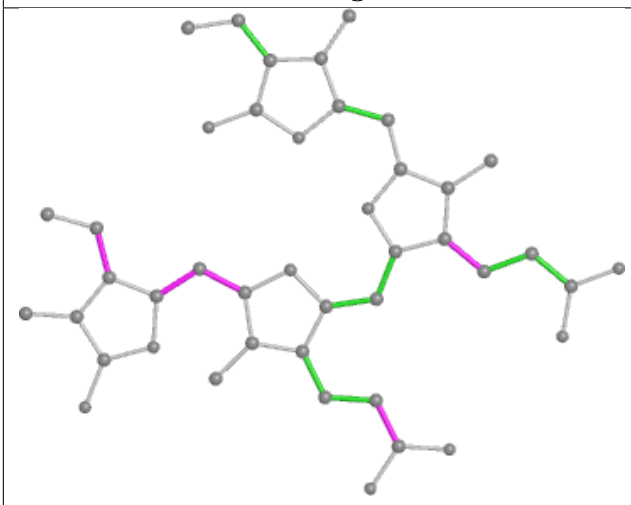

Torsions

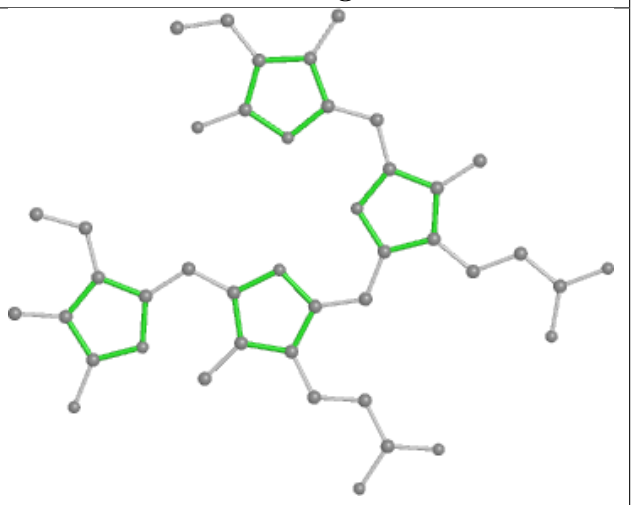

Rings

Ligand PEB fh 1002

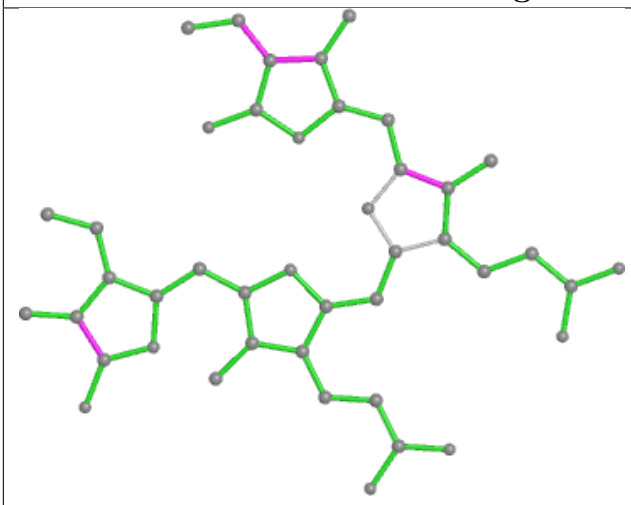

Bond lengths

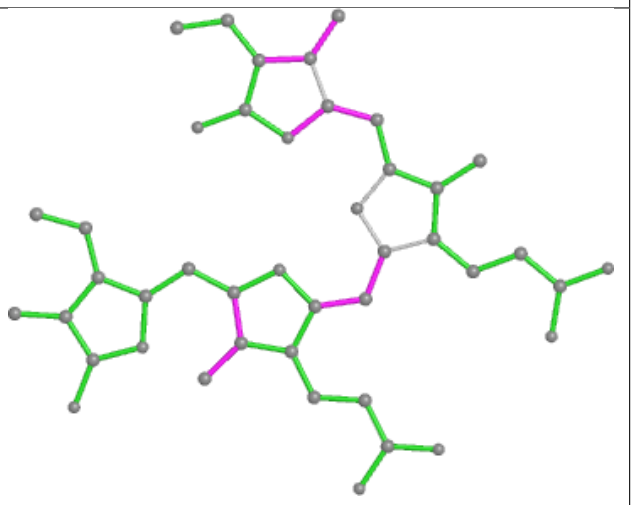

Bond angles

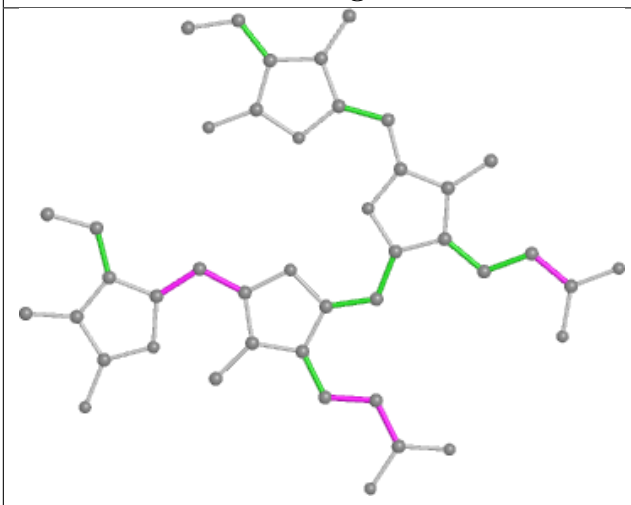

Torsions

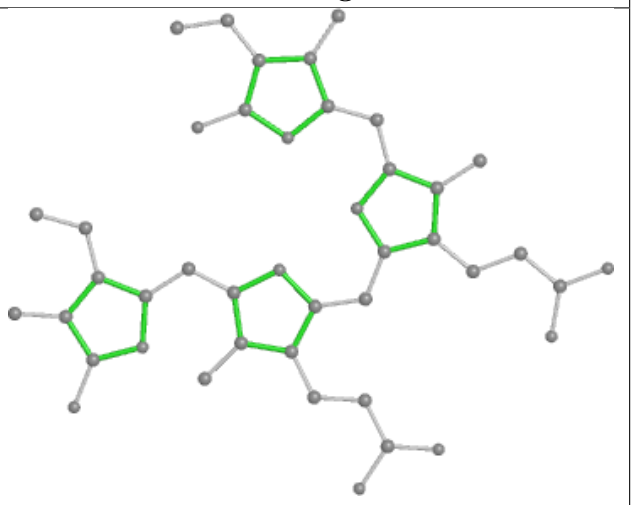

Rings

Ligand PEB bj 202

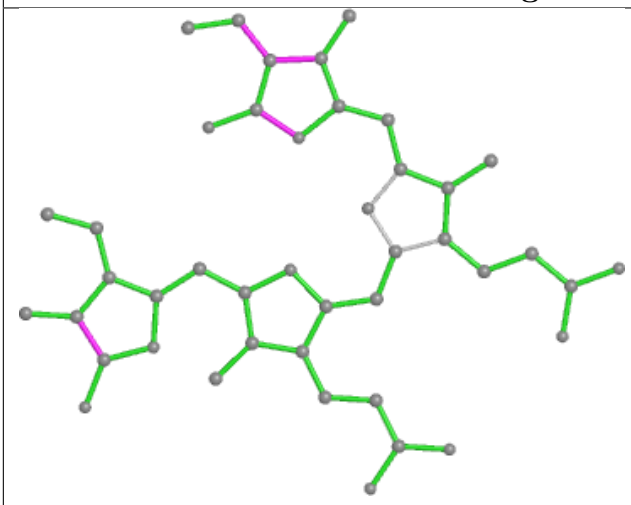

Bond lengths

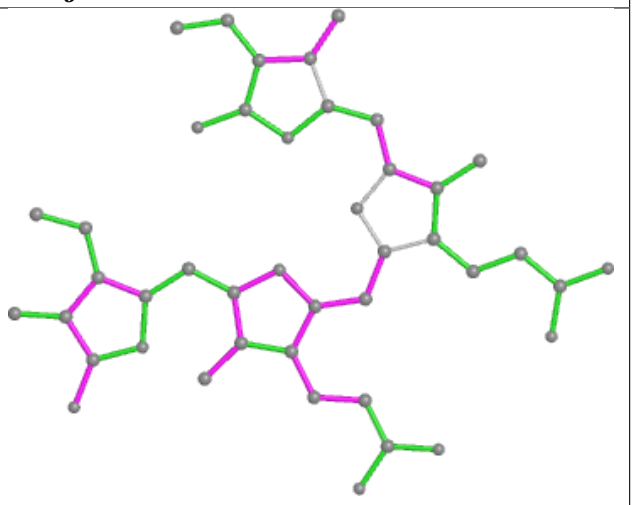

Bond angles

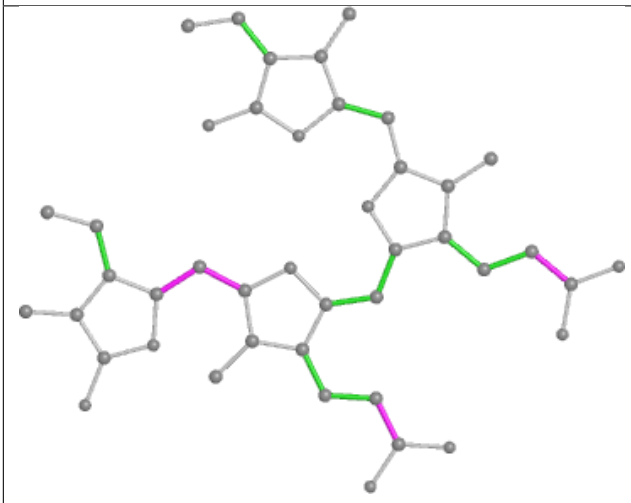

Torsions

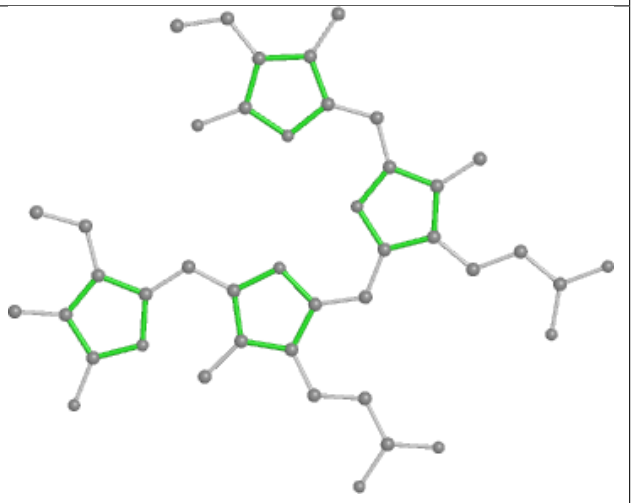

Rings

Ligand PEB cf 201

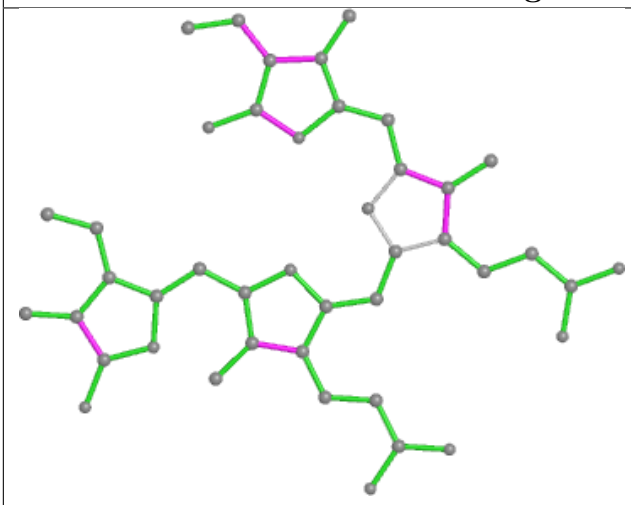

Bond lengths

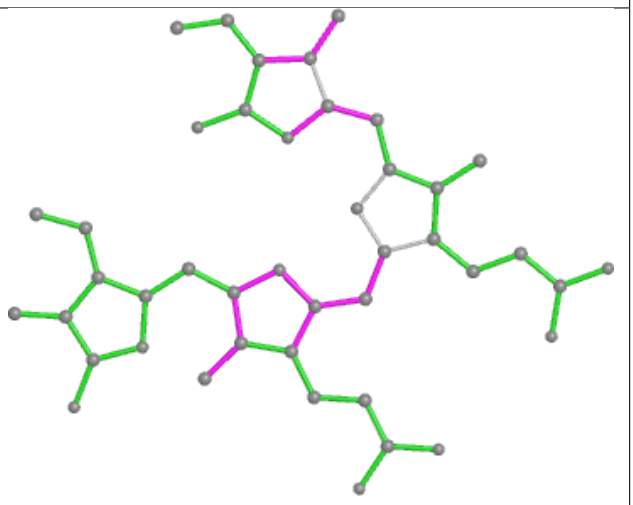

Bond angles

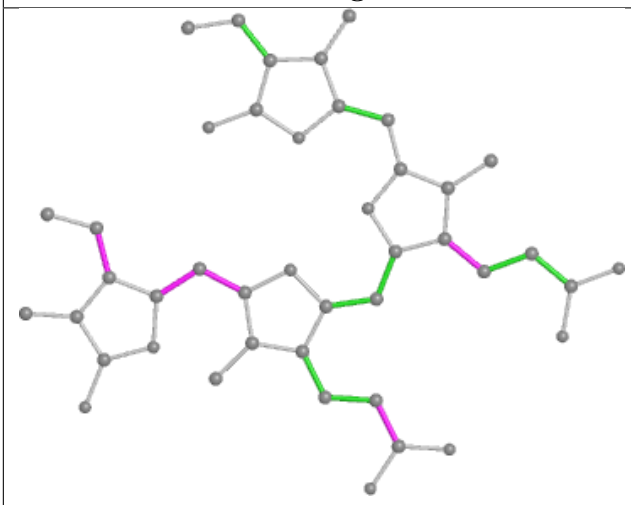

Torsions

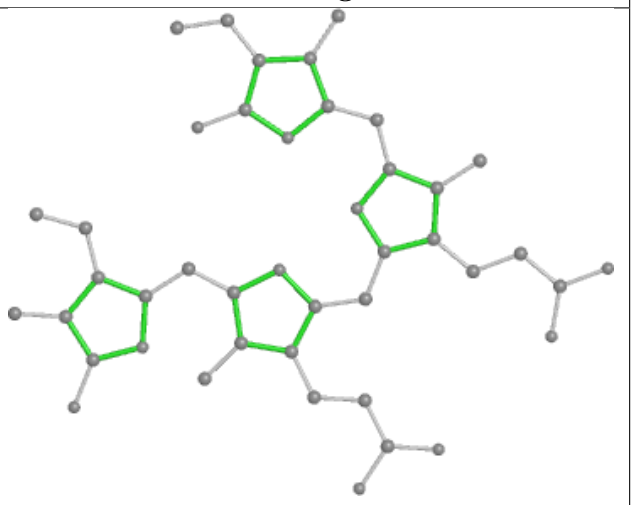

Rings

Ligand PEB E3 201

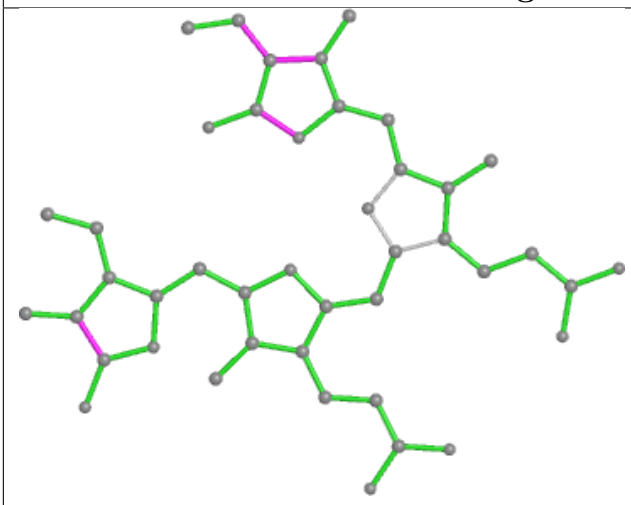

Bond lengths

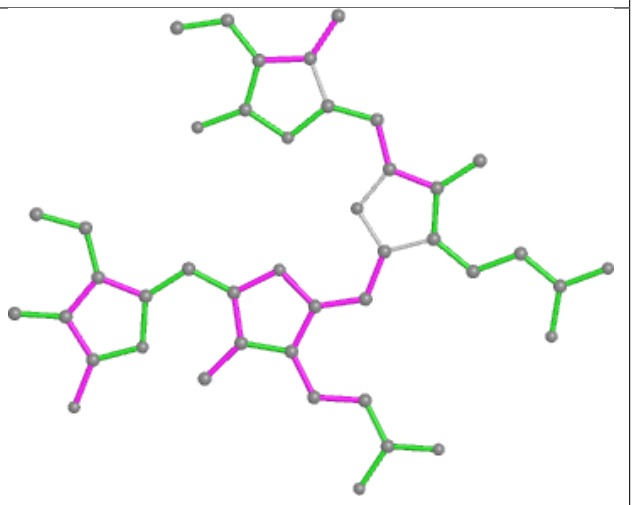

Bond angles

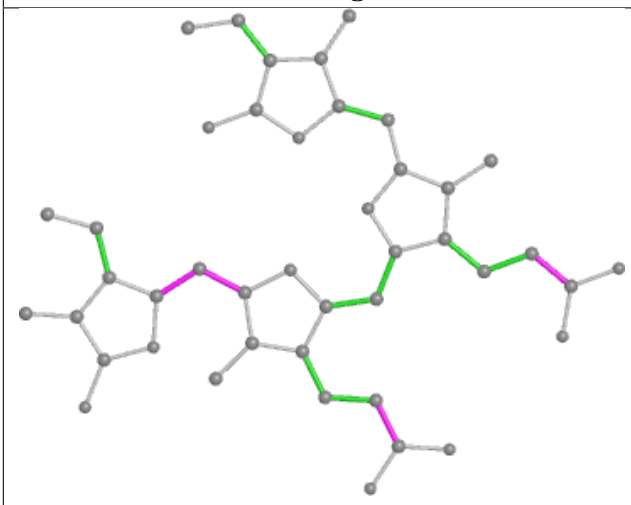

Torsions

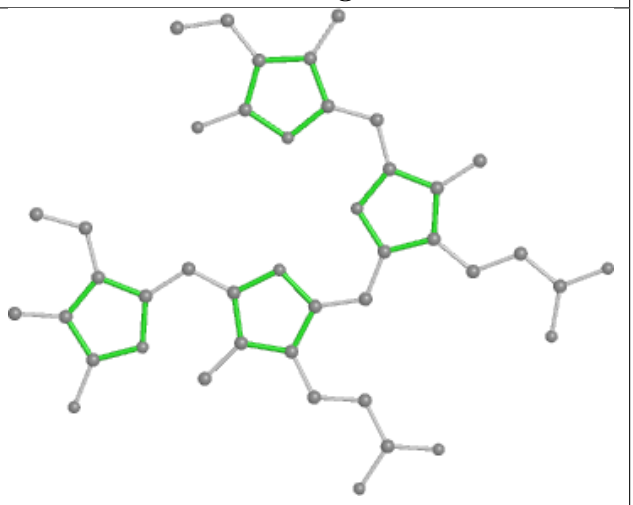

Rings

Ligand PUB kQ 1003

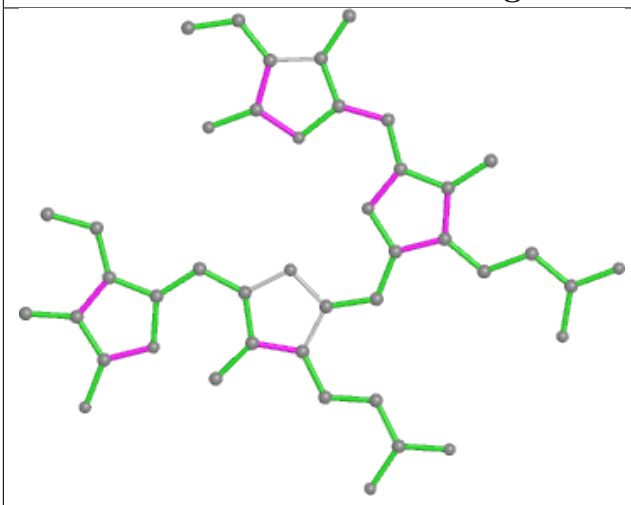

Bond lengths

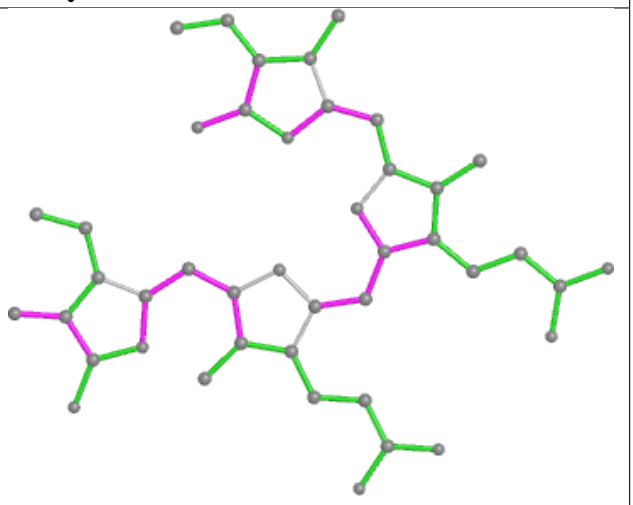

Bond angles

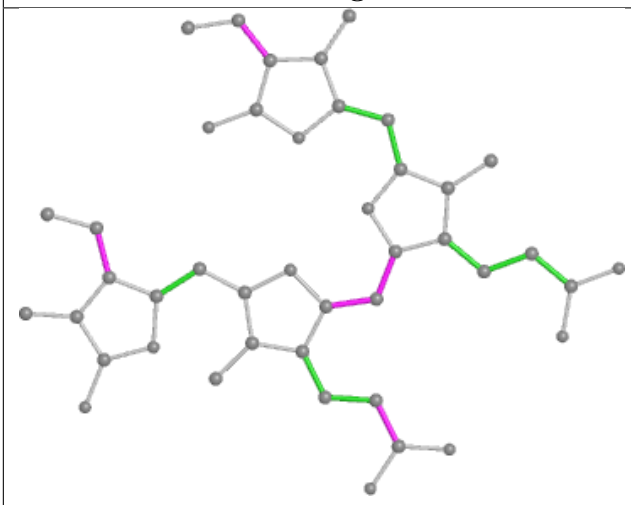

Torsions

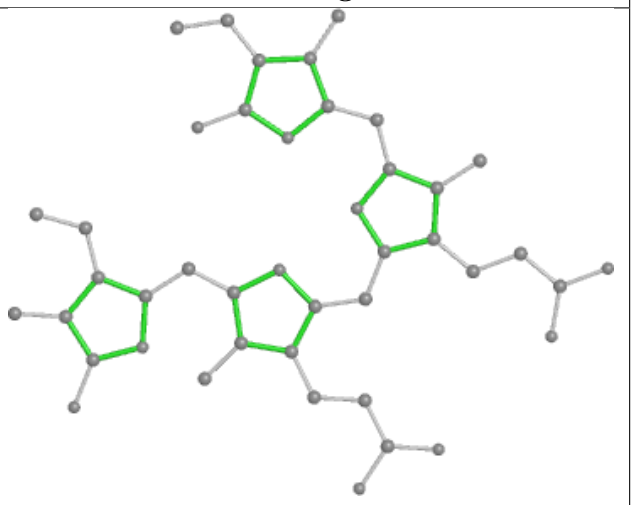

Rings

Ligand PEB j7 202

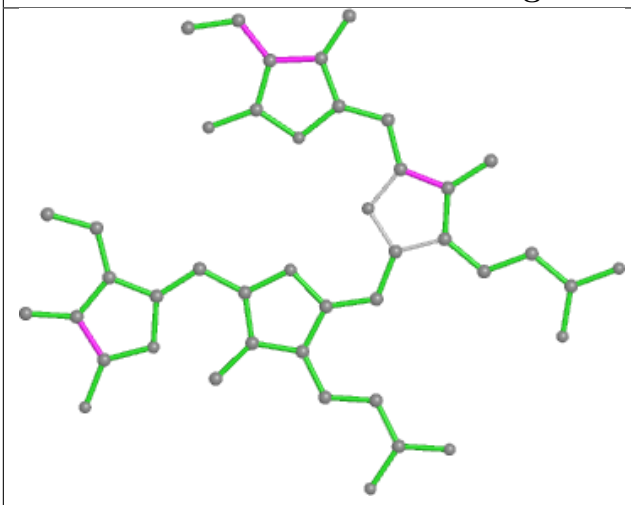

Bond lengths

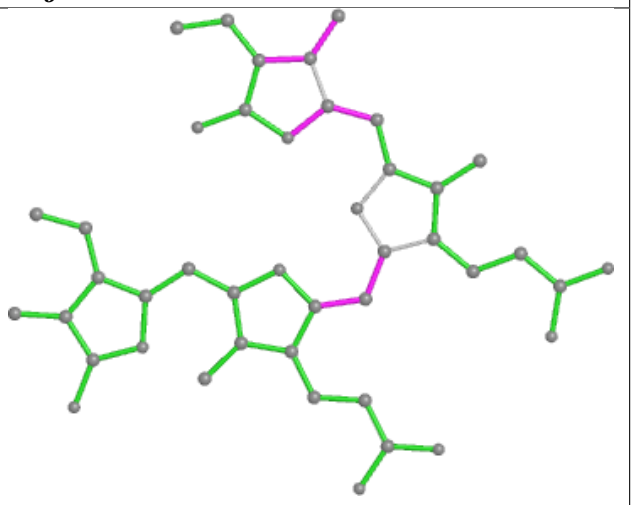

Bond angles

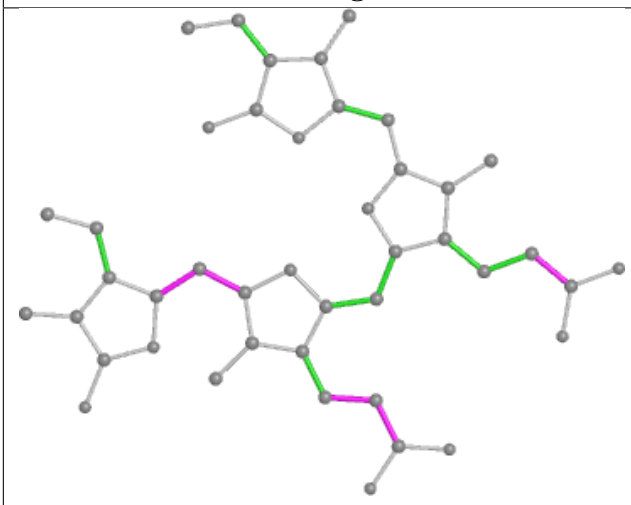

Torsions

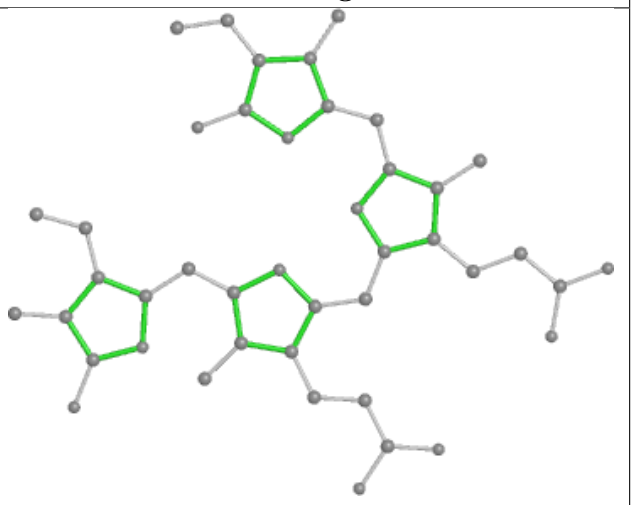

Rings

Ligand PEB ao 201

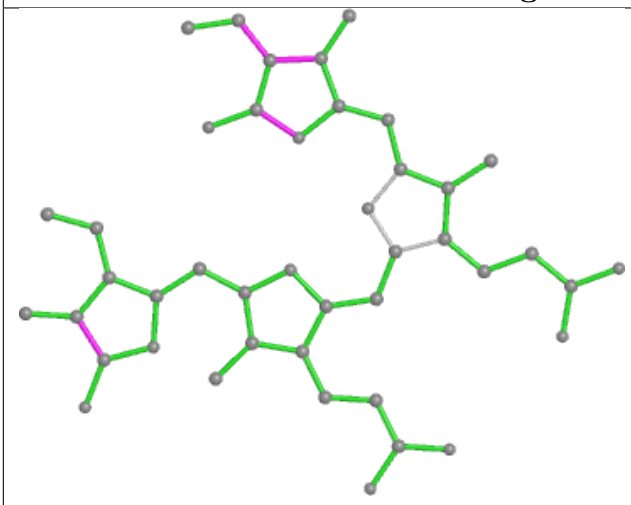

Bond lengths

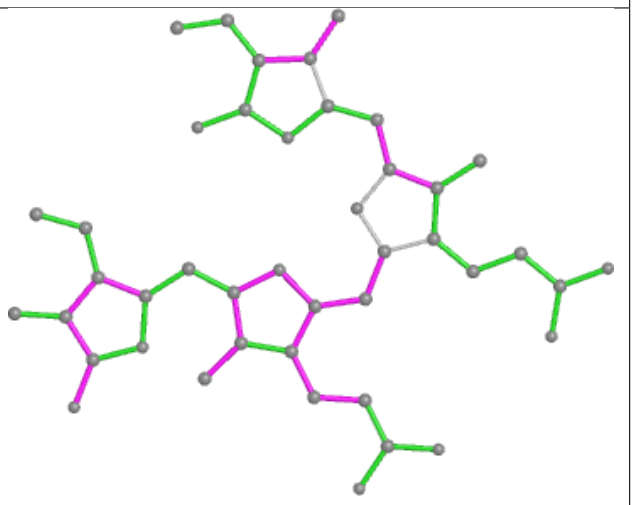

Bond angles

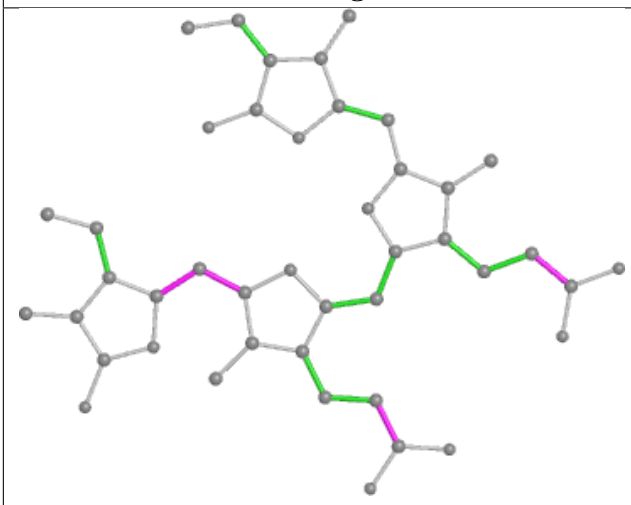

Torsions

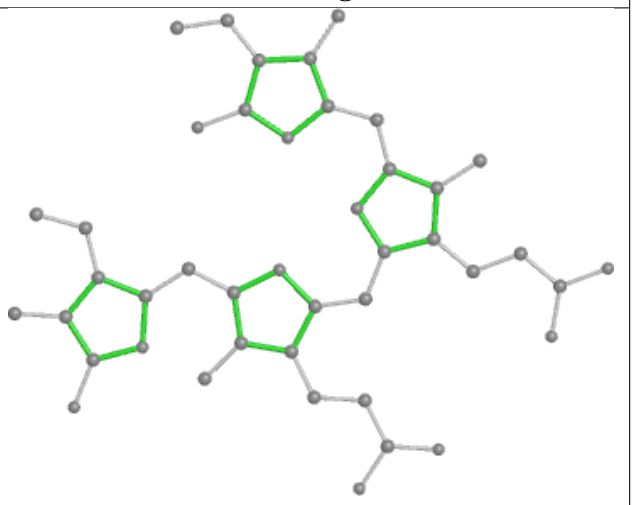

Rings

Ligand PEB l7 202

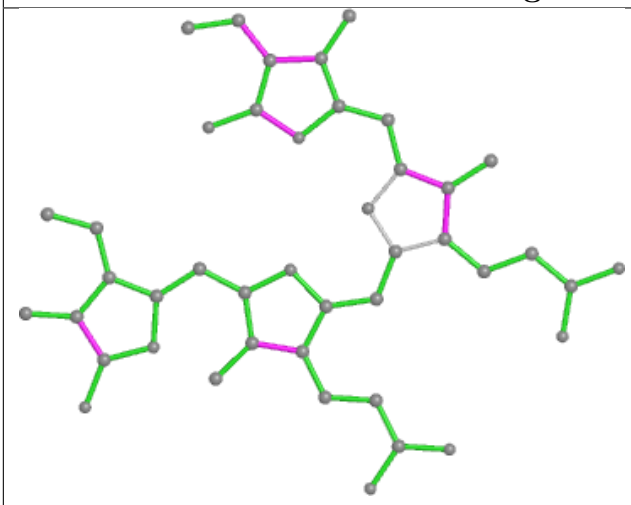

Bond lengths

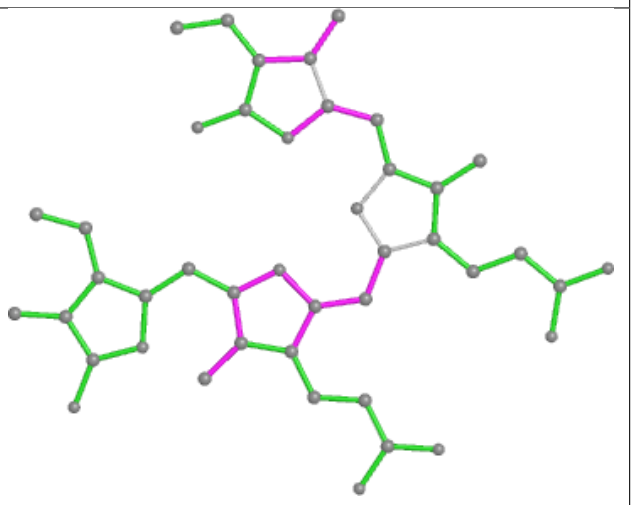

Bond angles

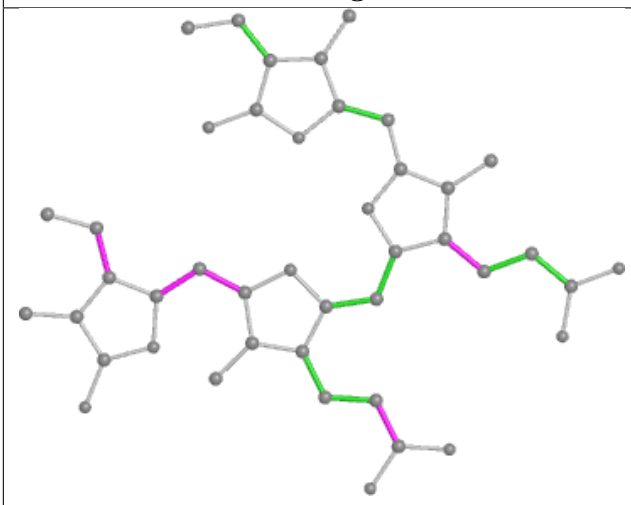

Torsions

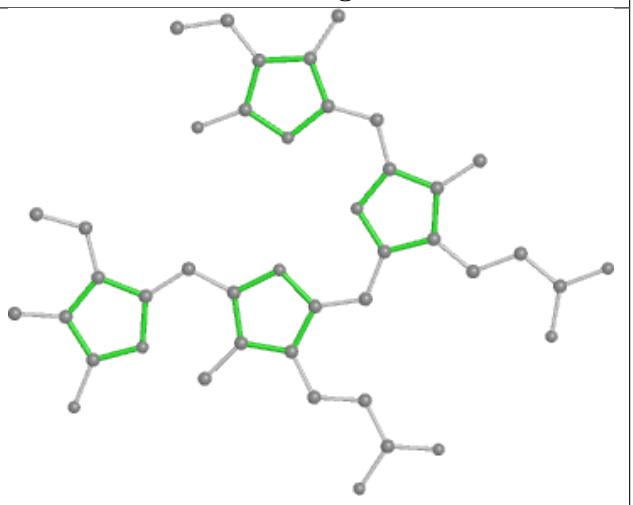

Rings

Ligand PEB bC 202

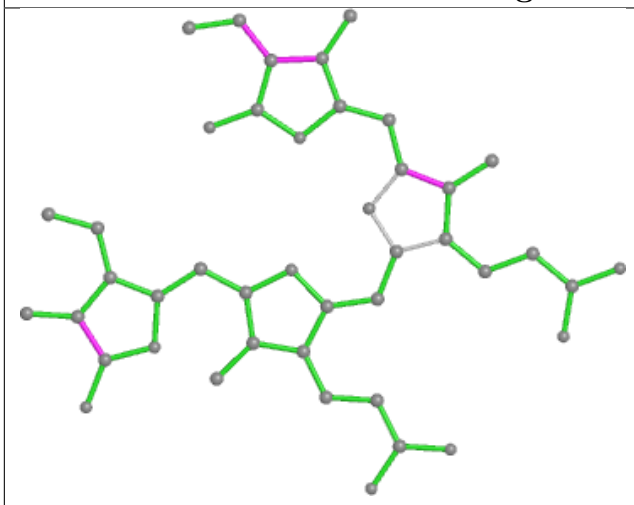

Bond lengths

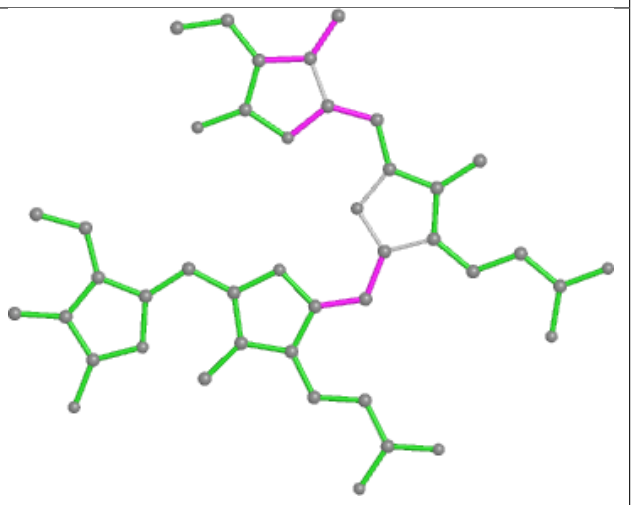

Bond angles

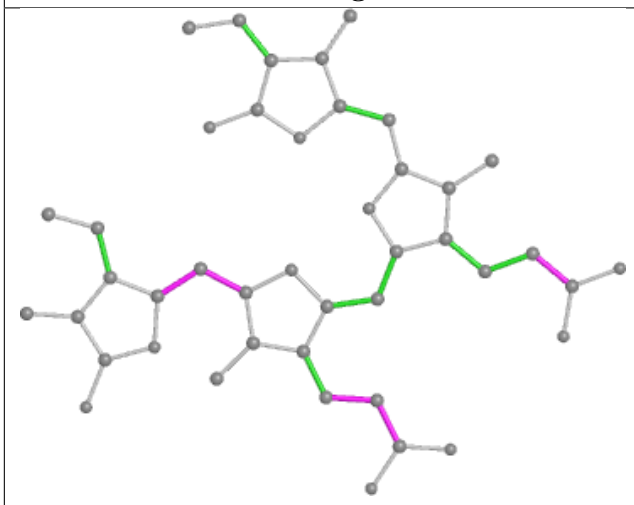

Torsions

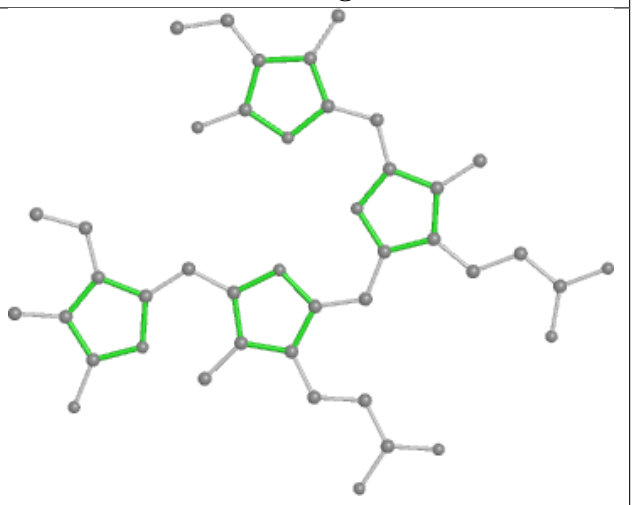

Rings

Ligand PEB e6 201

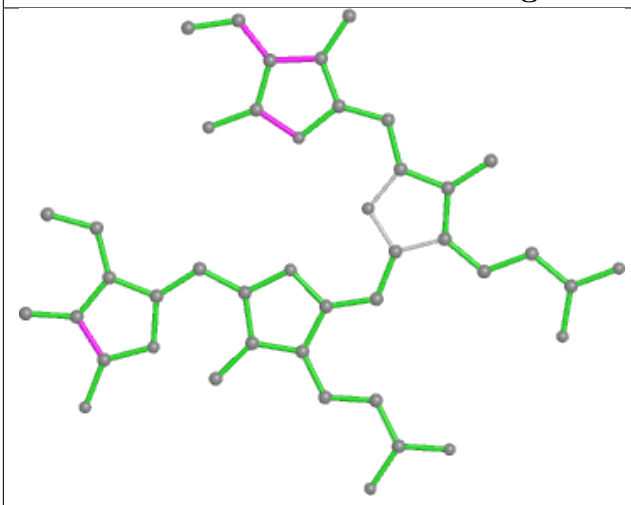

Bond lengths

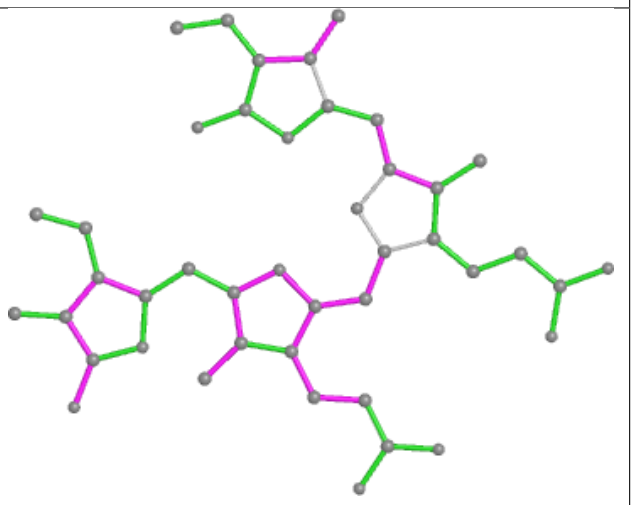

Bond angles

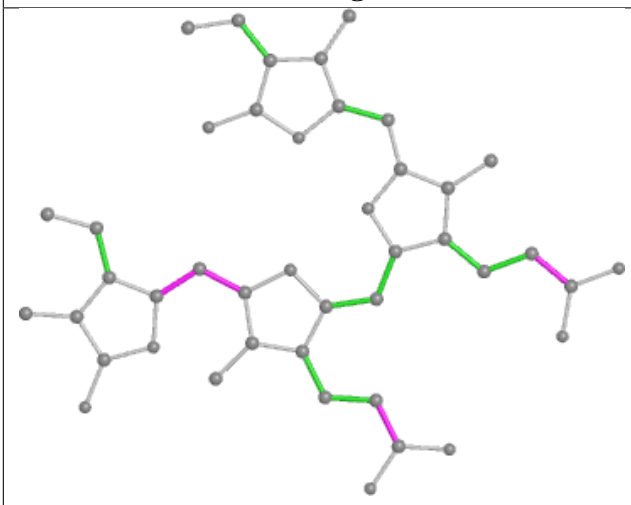

Torsions

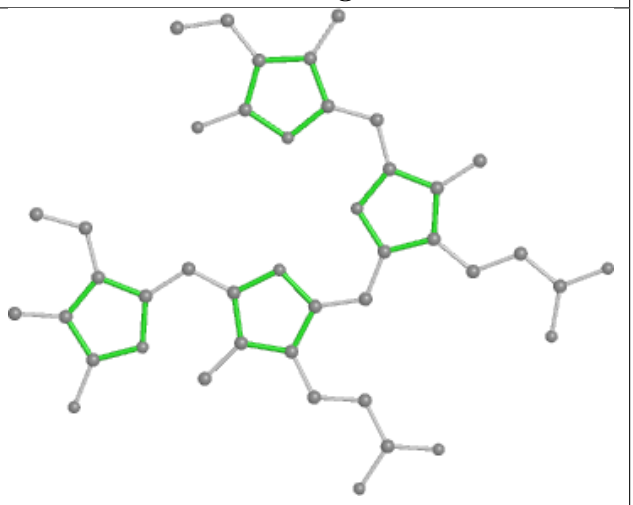

Rings

Ligand PEB m8 201

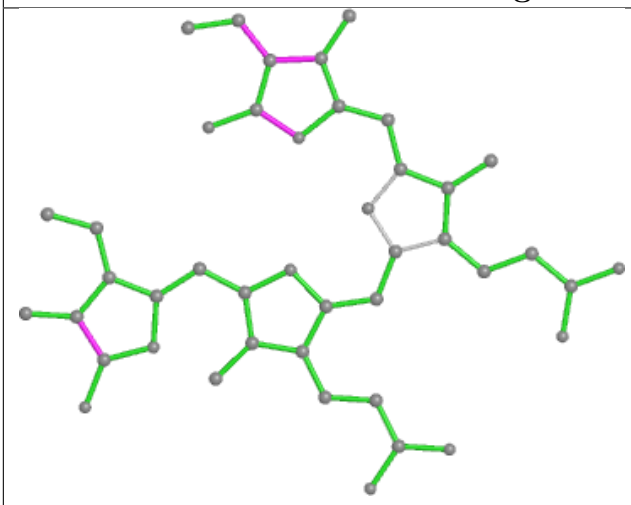

Bond lengths

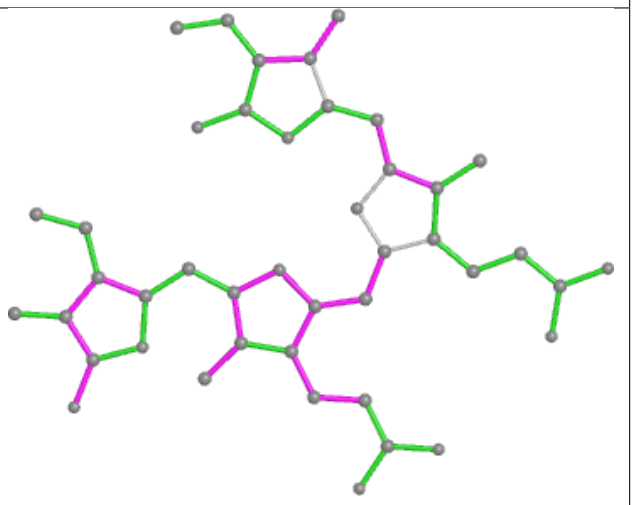

Bond angles

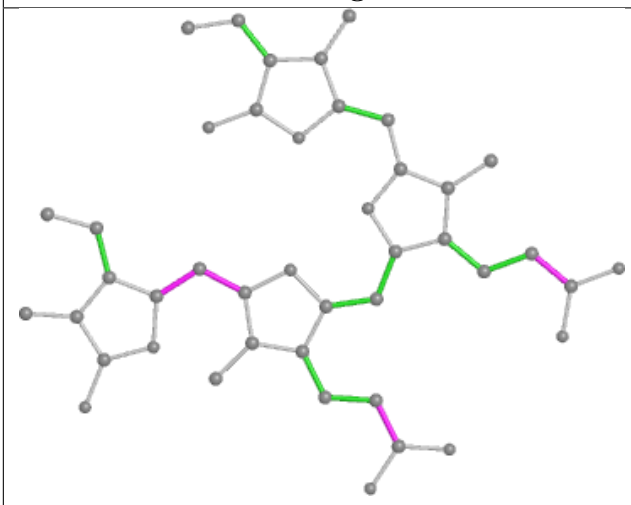

Torsions

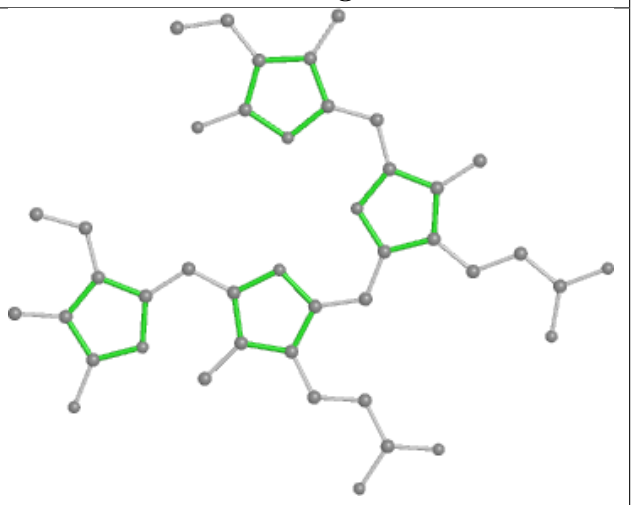

Rings

Ligand PUB hP 203

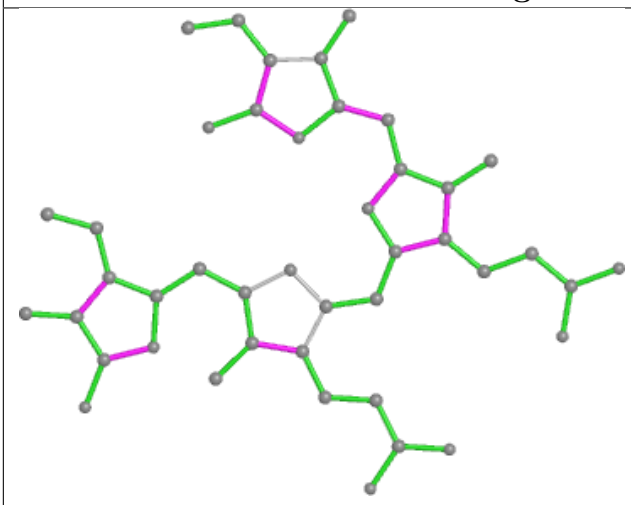

Bond lengths

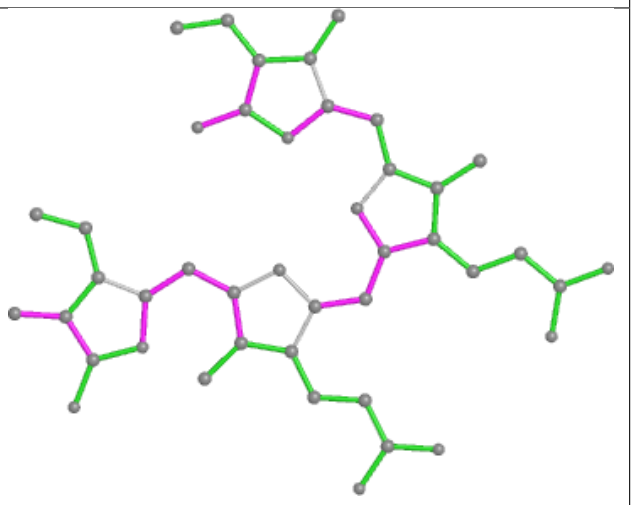

Bond angles

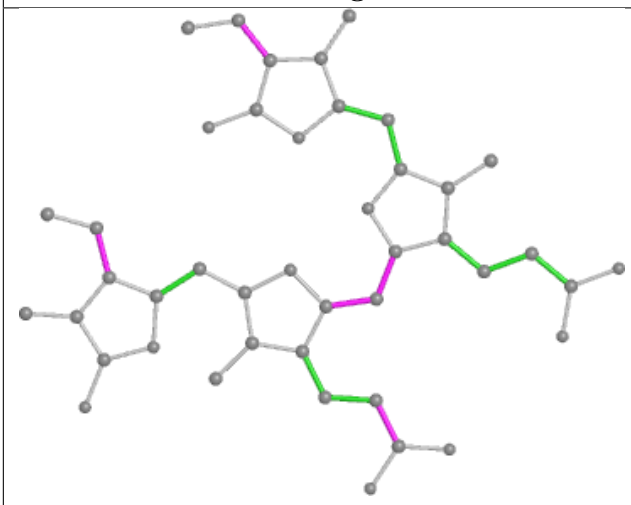

Torsions

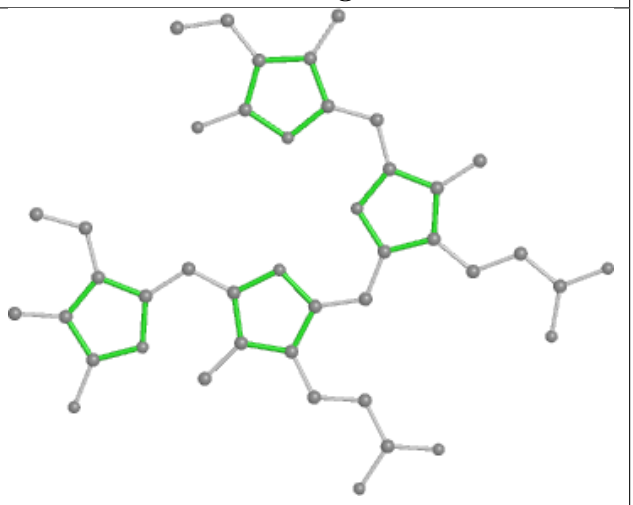

Rings

Ligand PEB bj 201

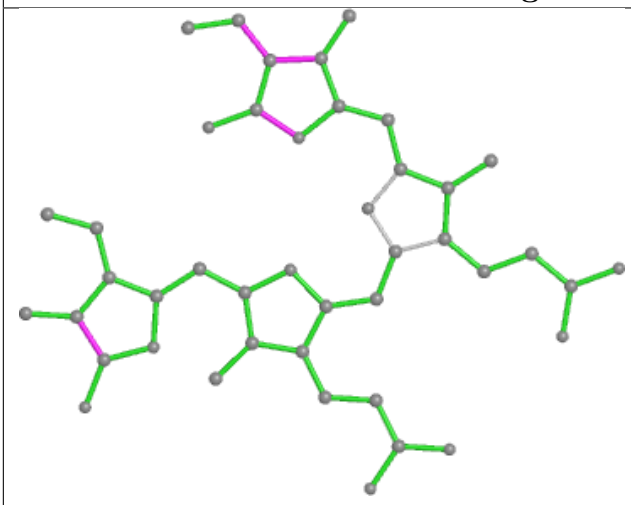

Bond lengths

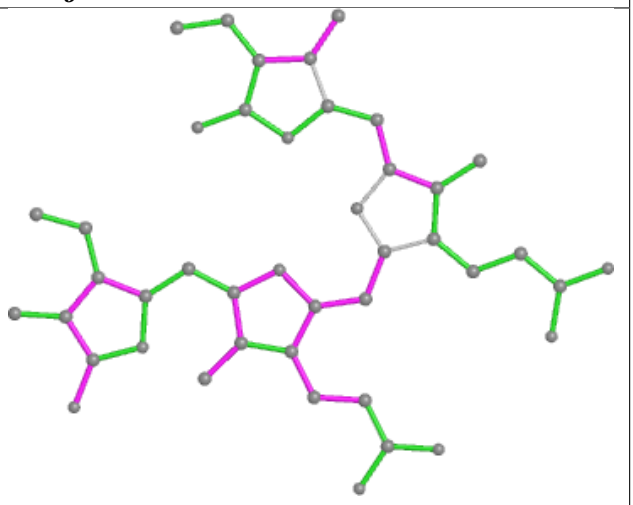

Bond angles

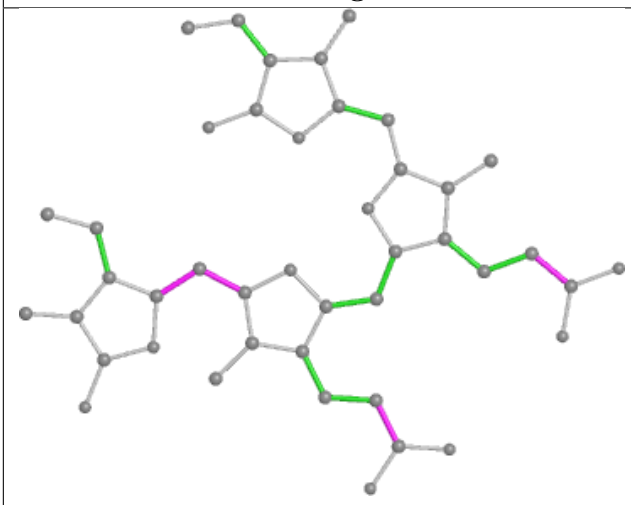

Torsions

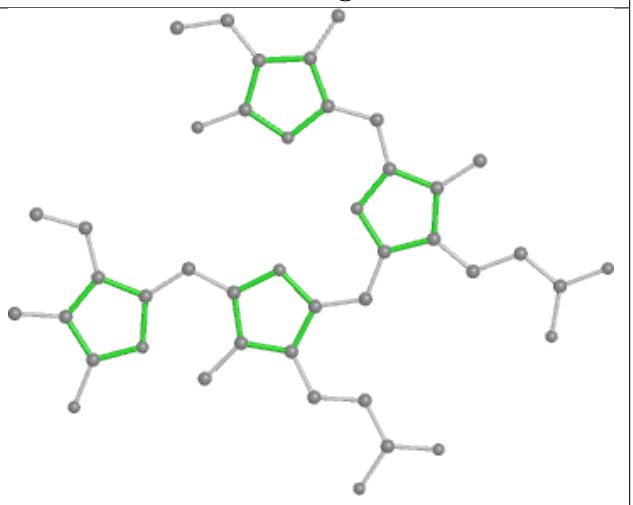

Rings

Ligand PEB by 1002

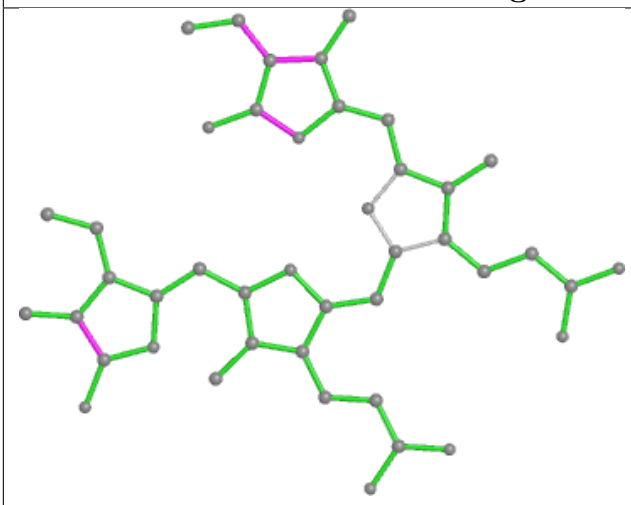

Bond lengths

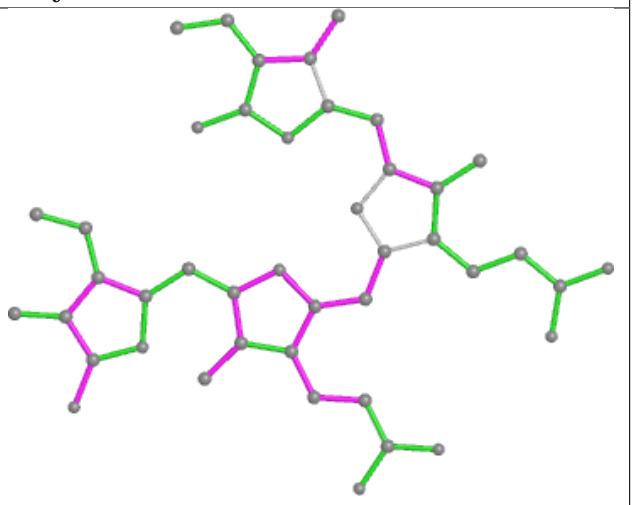

Bond angles

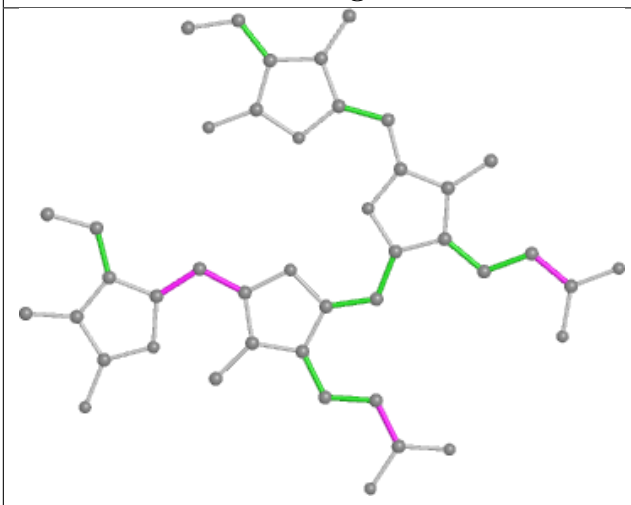

Torsions

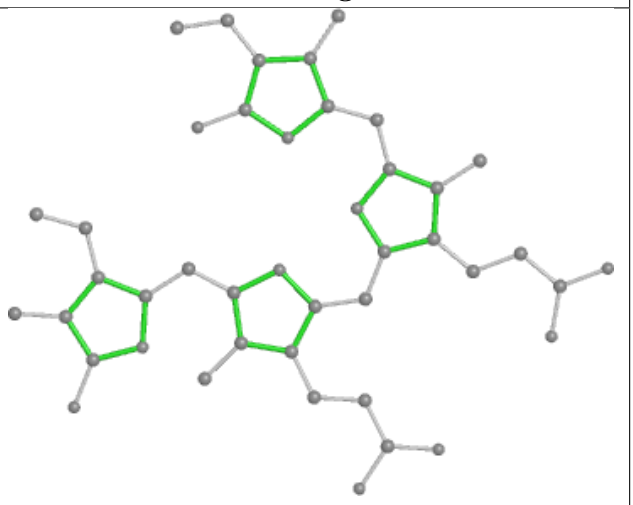

Rings

Ligand PEB fr 202

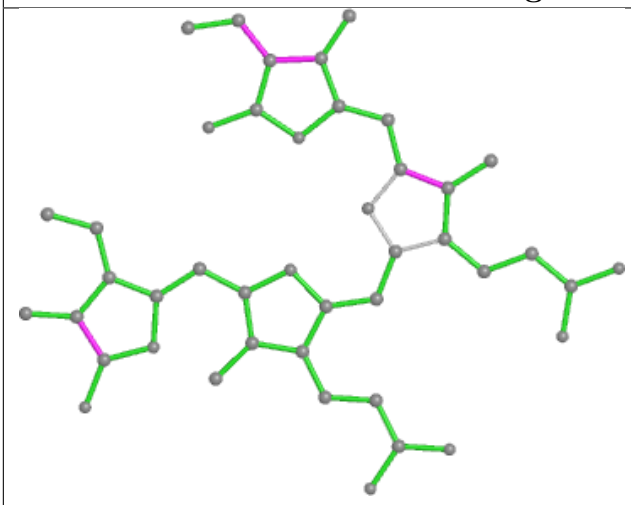

Bond lengths

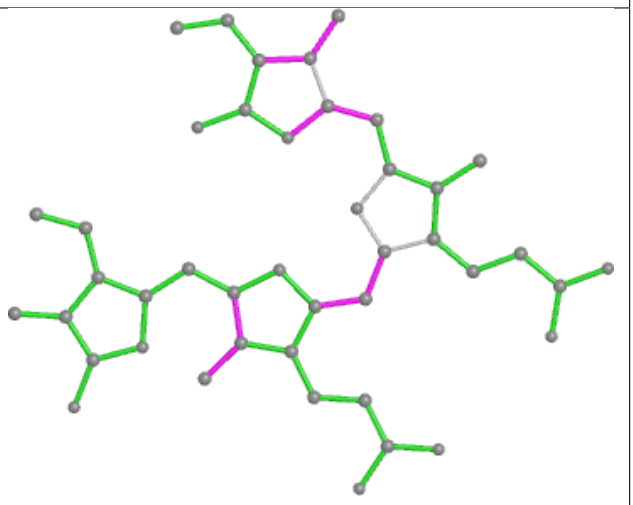

Bond angles

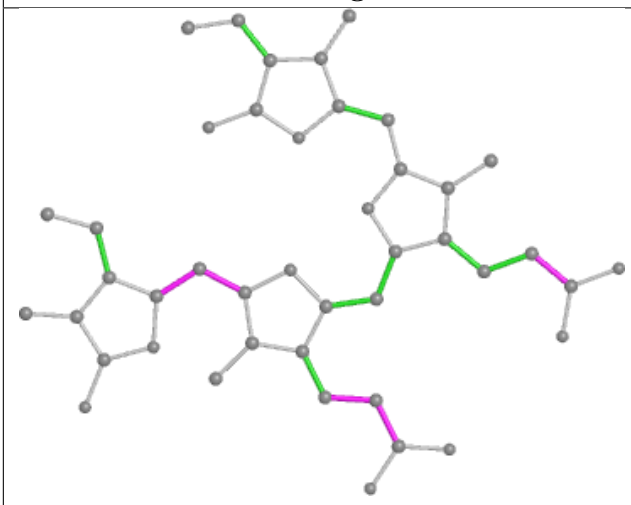

Torsions

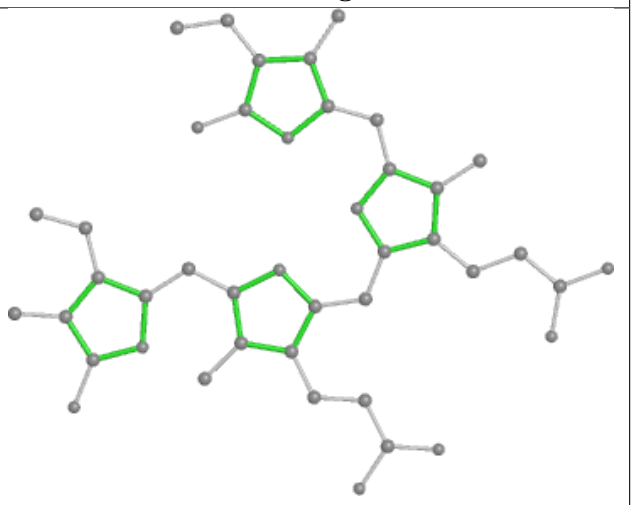

Rings

Ligand PEB Y5 1003

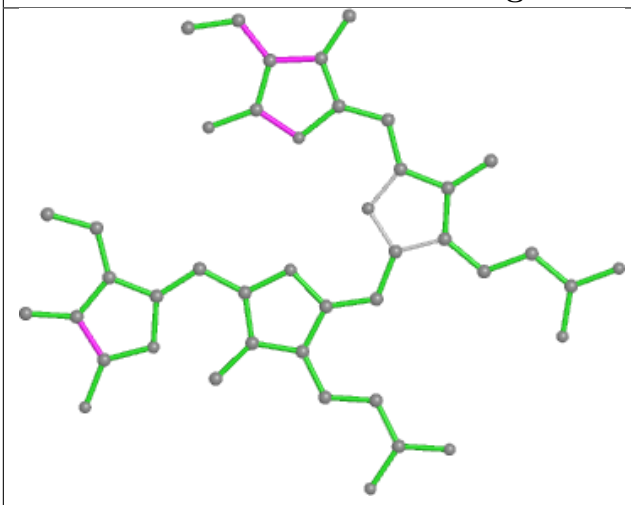

Bond lengths

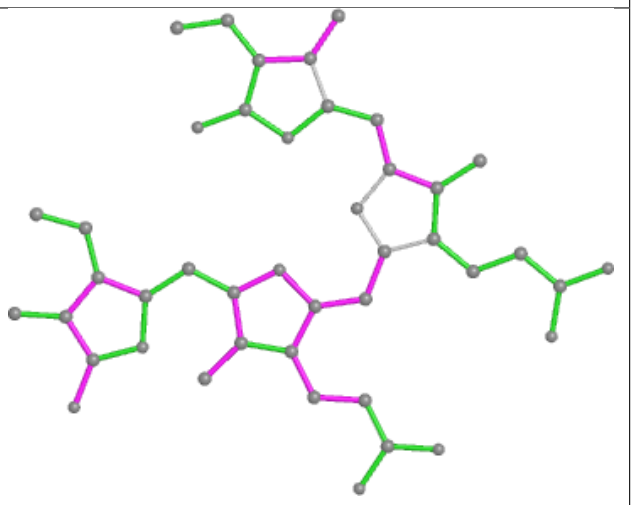

Bond angles

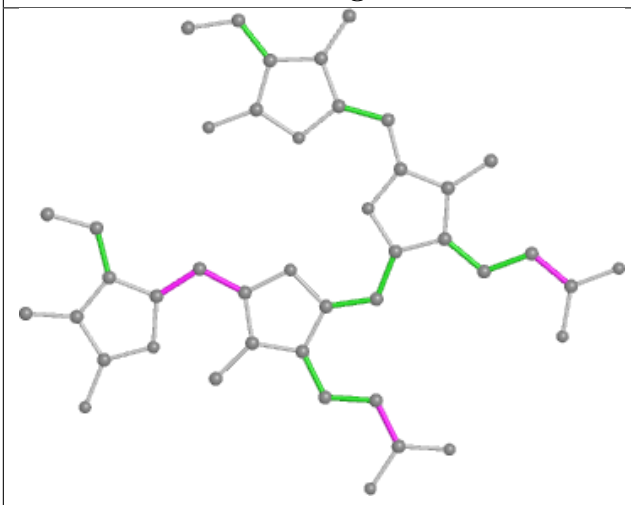

Torsions

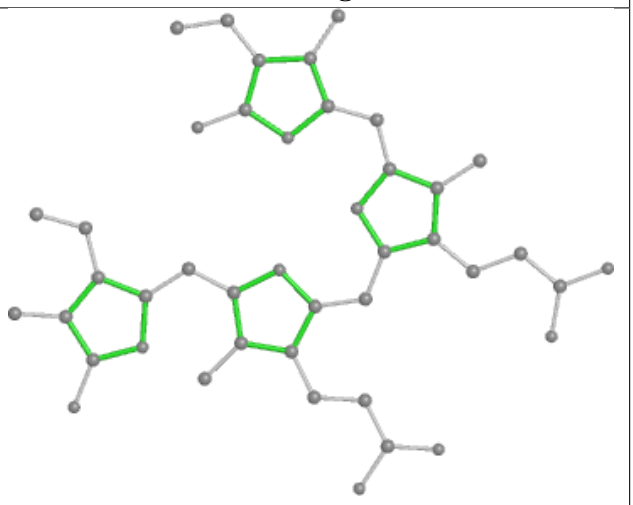

Rings

Ligand PUB t5 203

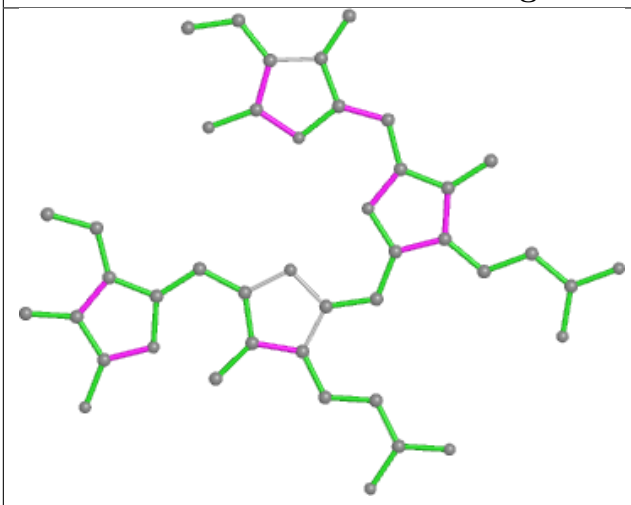

Bond lengths

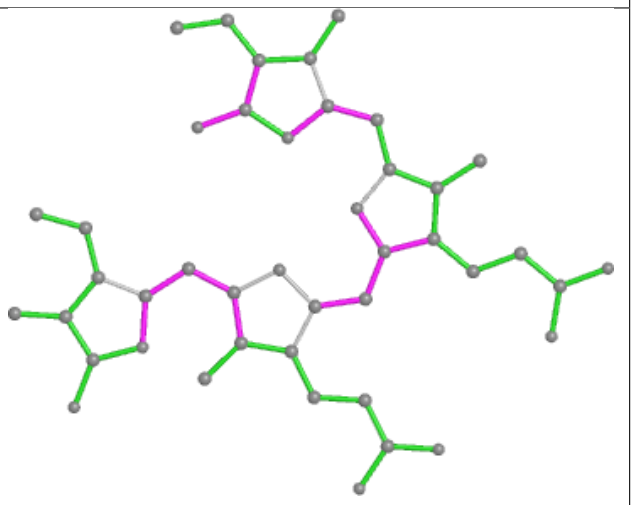

Bond angles

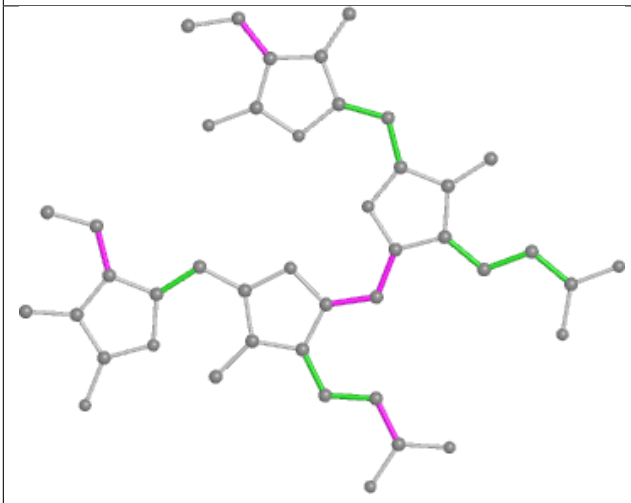

Torsions

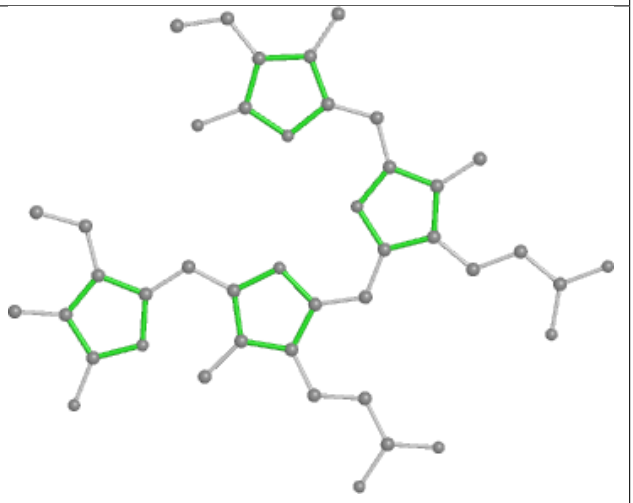

Rings

Ligand PUB fu 202

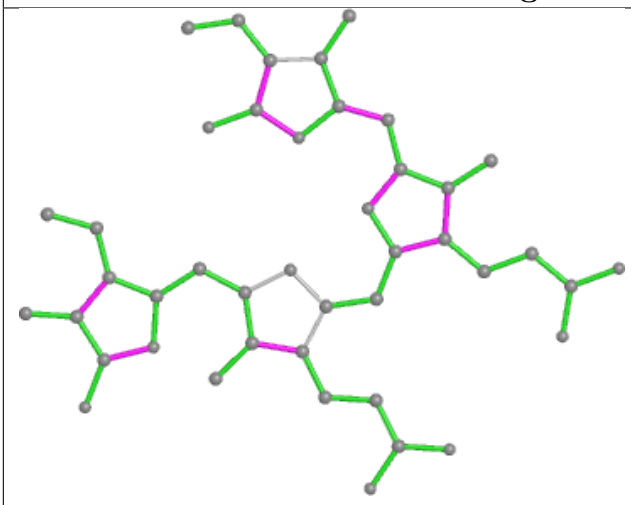

Bond lengths

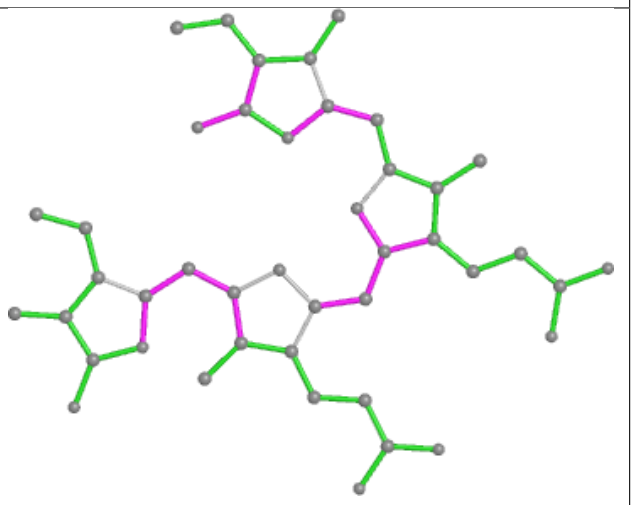

Bond angles

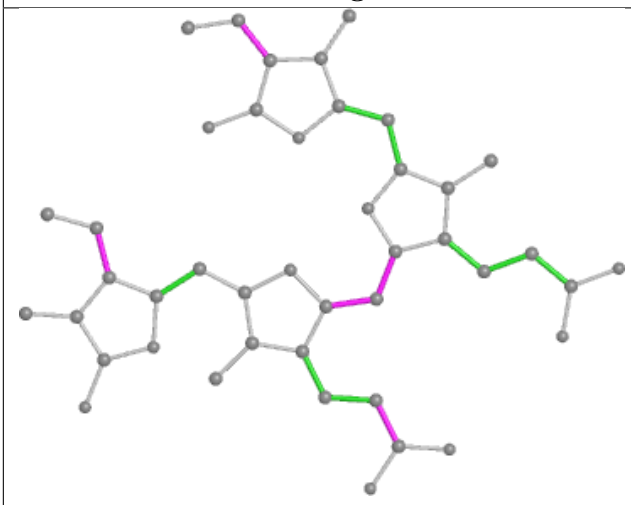

Torsions

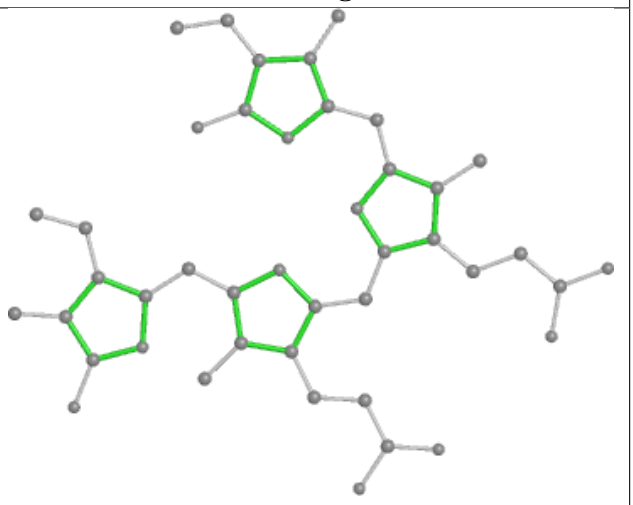

Rings

Ligand PEB aJ 202

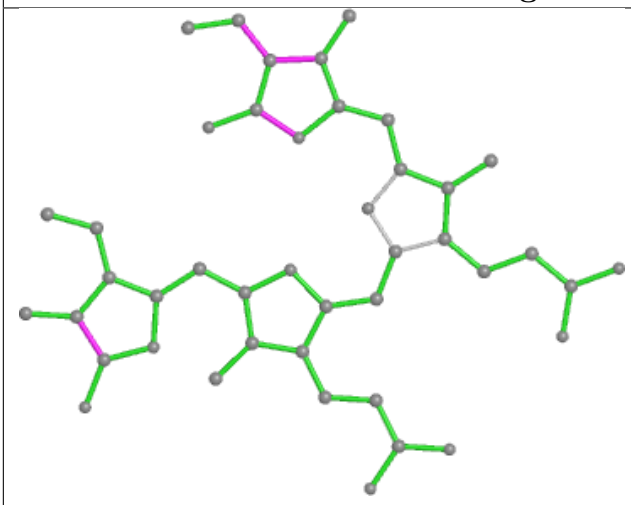

Bond lengths

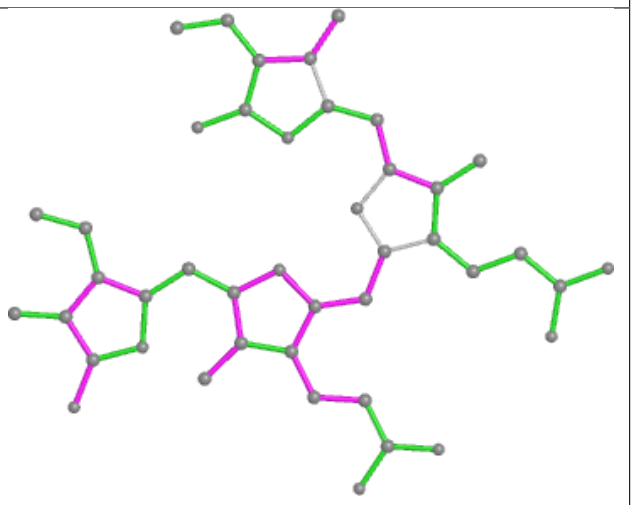

Bond angles

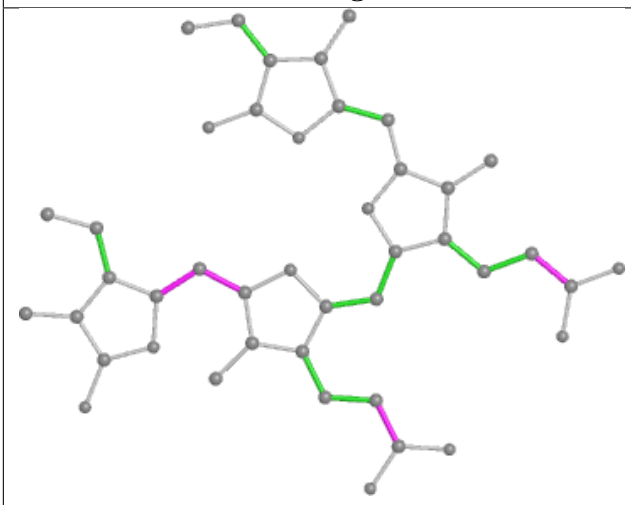

Torsions

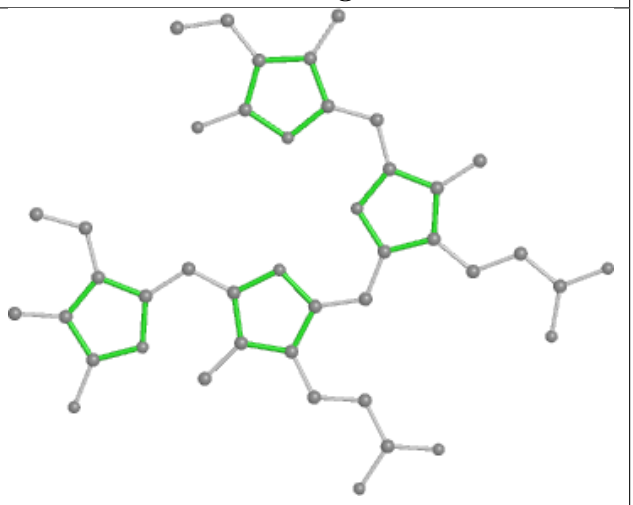

Rings

Ligand PEB n4 201

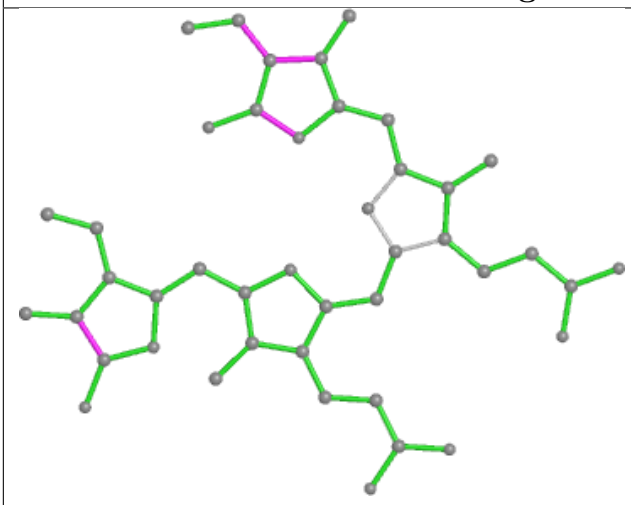

Bond lengths

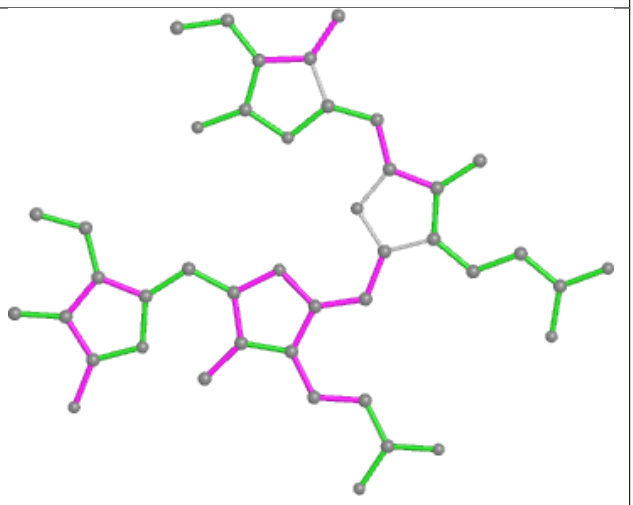

Bond angles

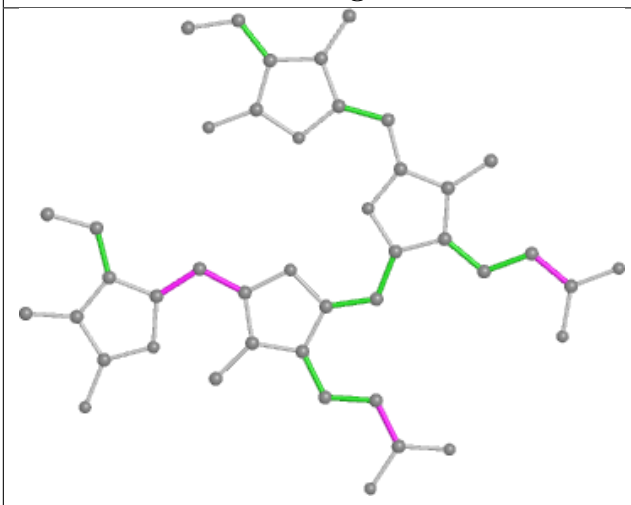

Torsions

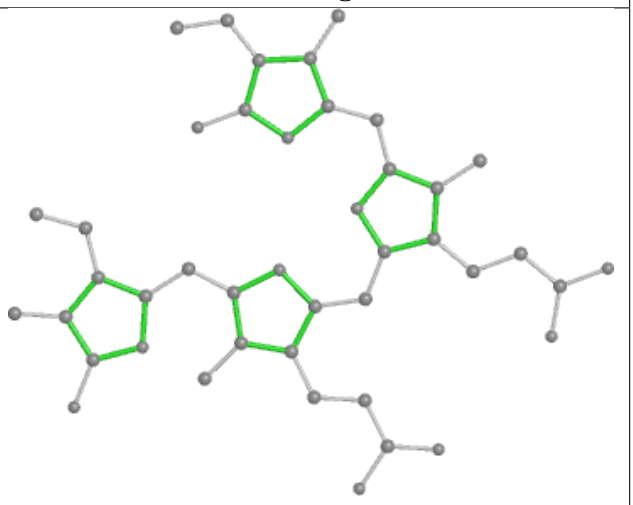

Rings

Ligand PUB a3 1006

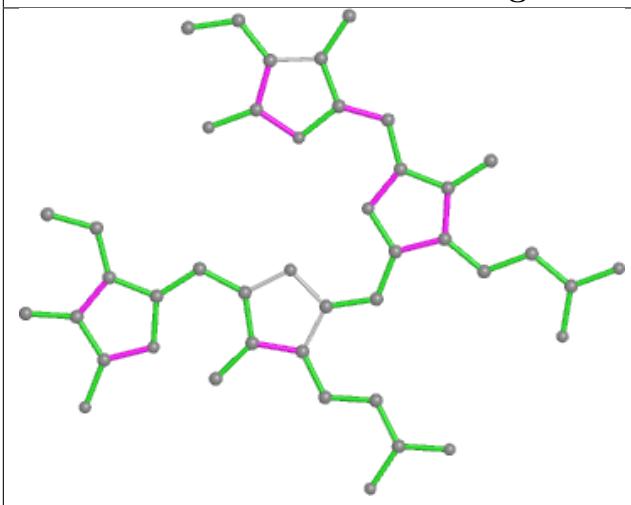

Bond lengths

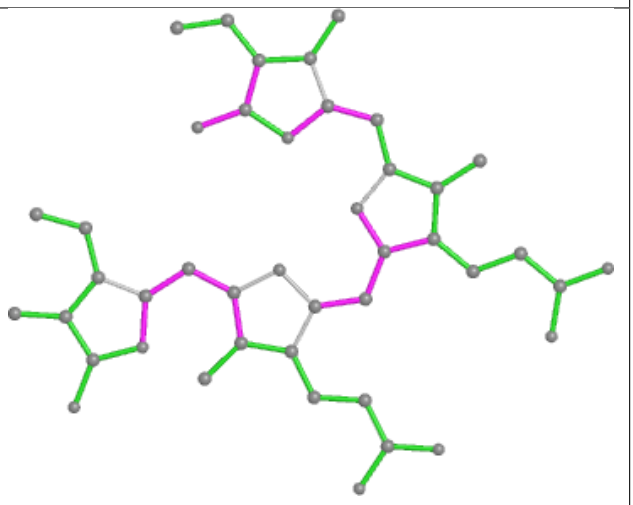

Bond angles

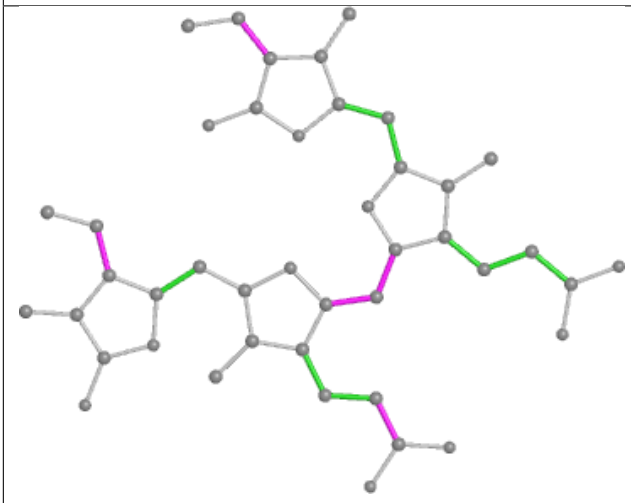

Torsions

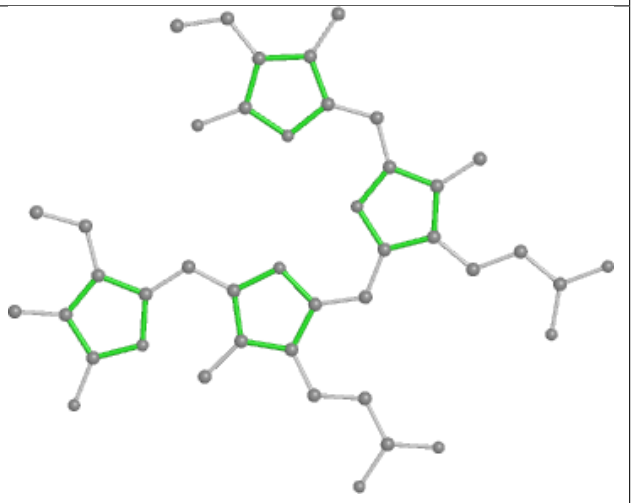

Rings

Ligand PEB n7 202

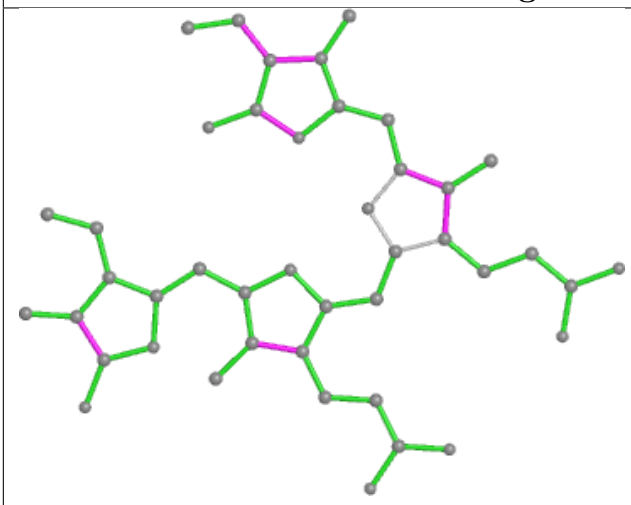

Bond lengths

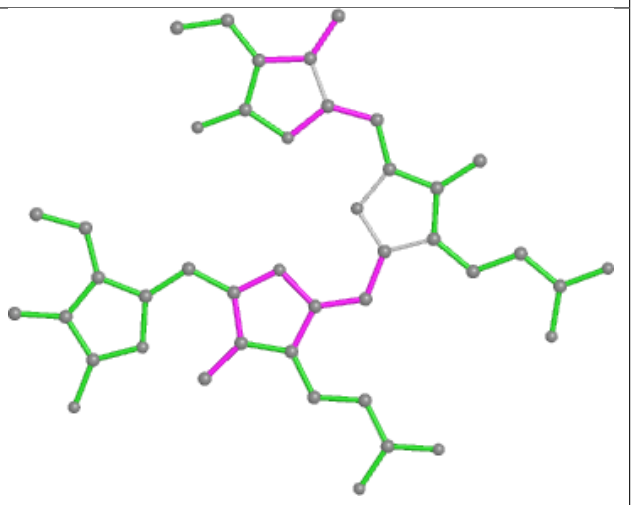

Bond angles

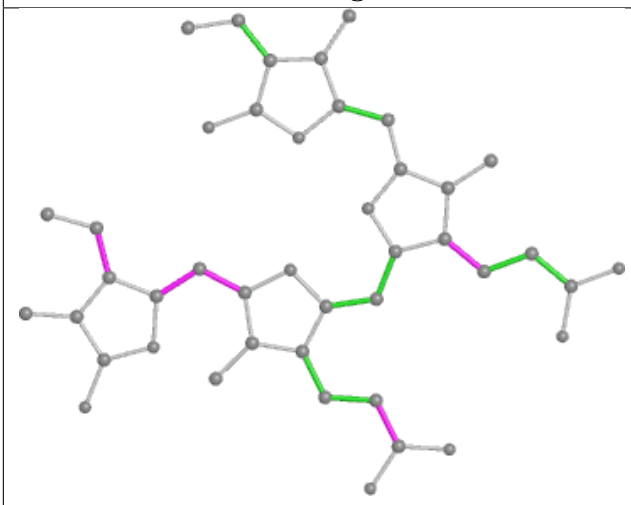

Torsions

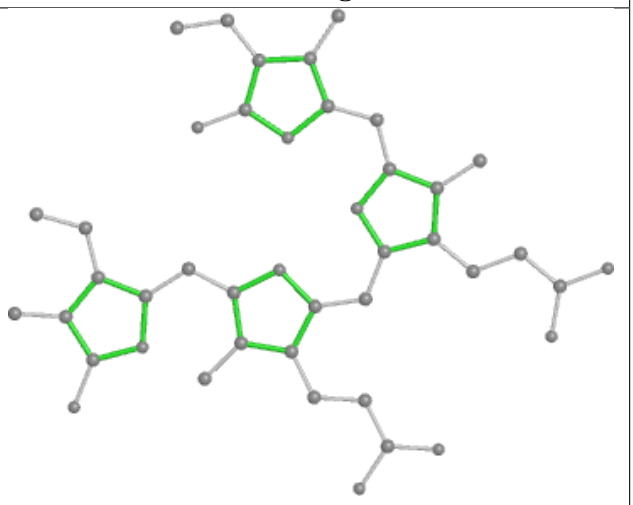

Rings

Ligand PEB dz 402

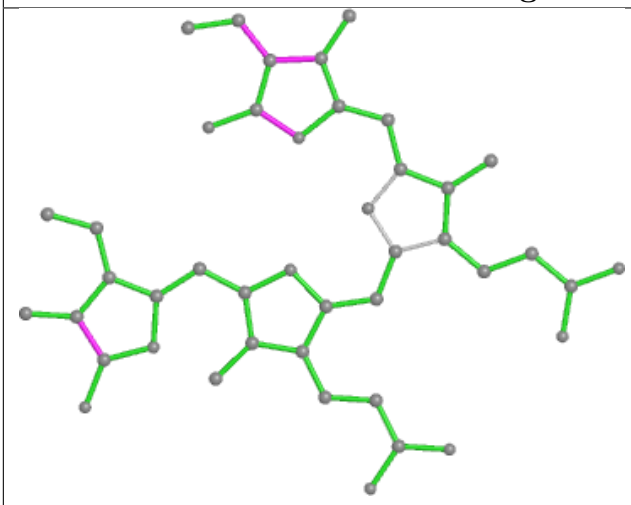

Bond lengths

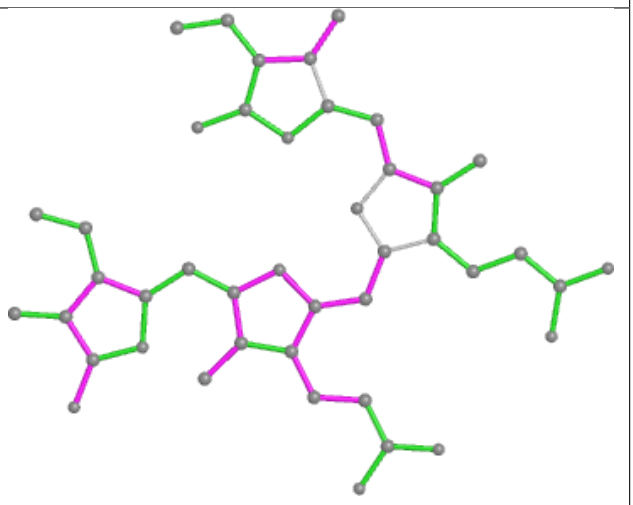

Bond angles

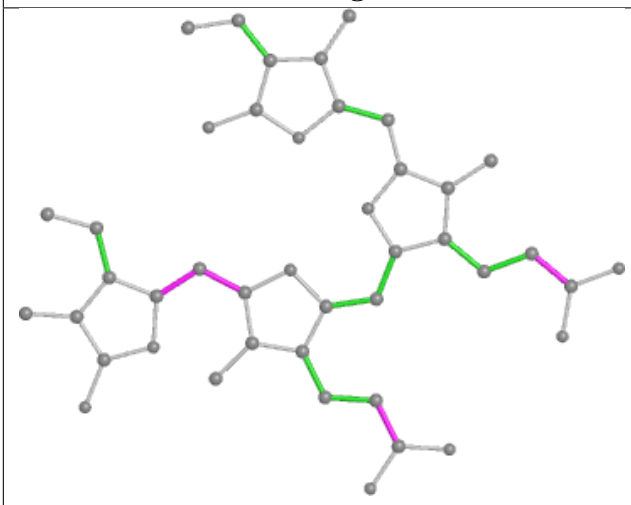

Torsions

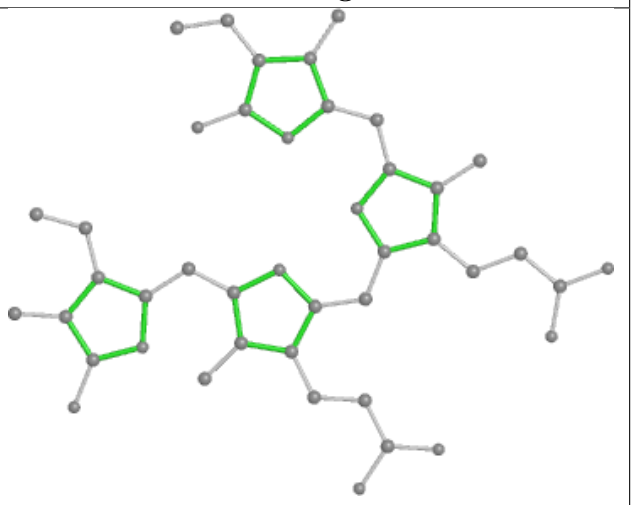

Rings

Ligand PEB aS 202

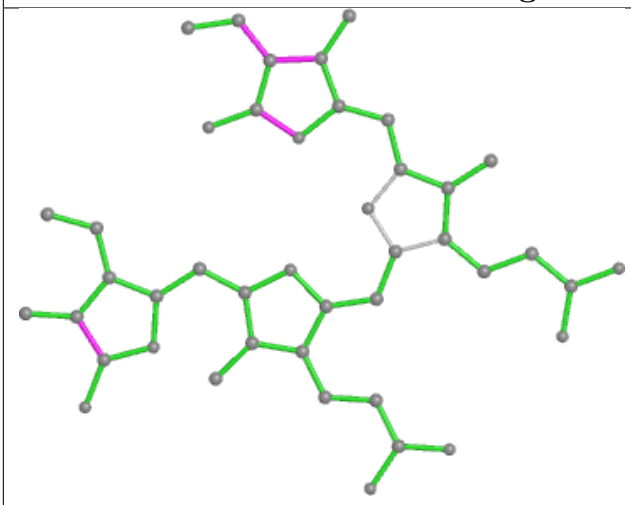

Bond lengths

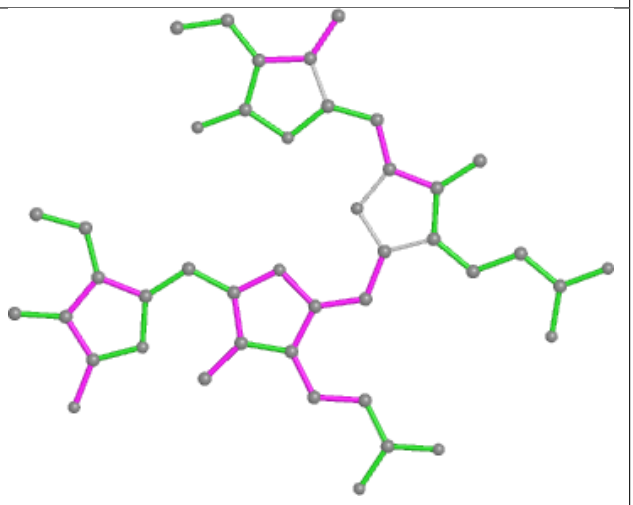

Bond angles

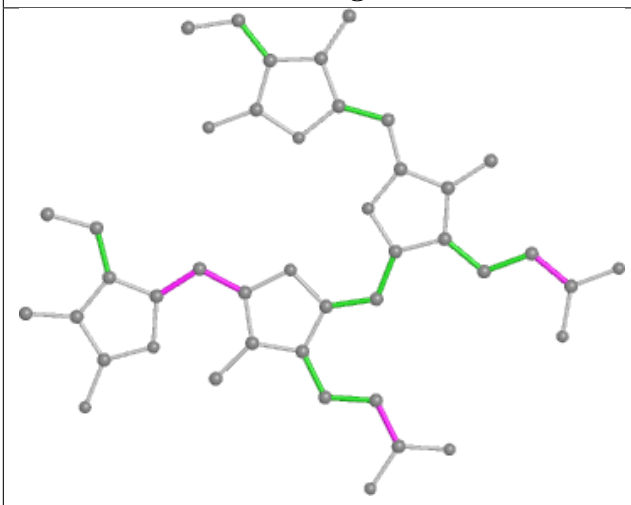

Torsions

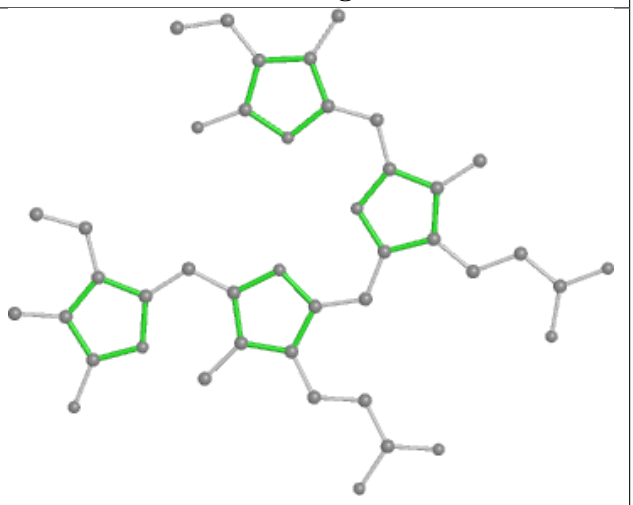

Rings

Ligand PEB Q5 202

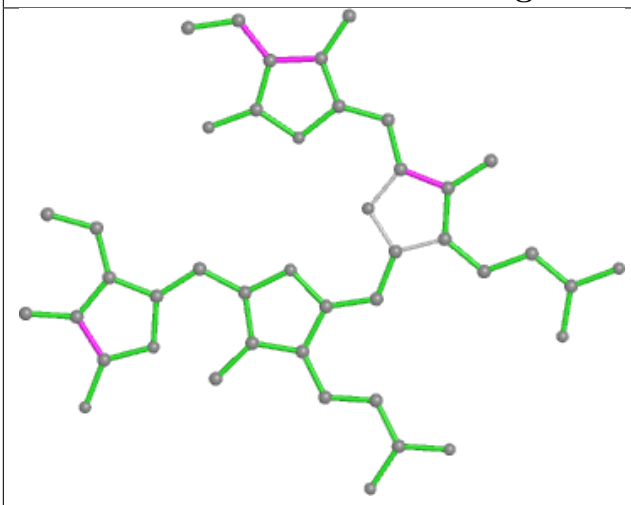

Bond lengths

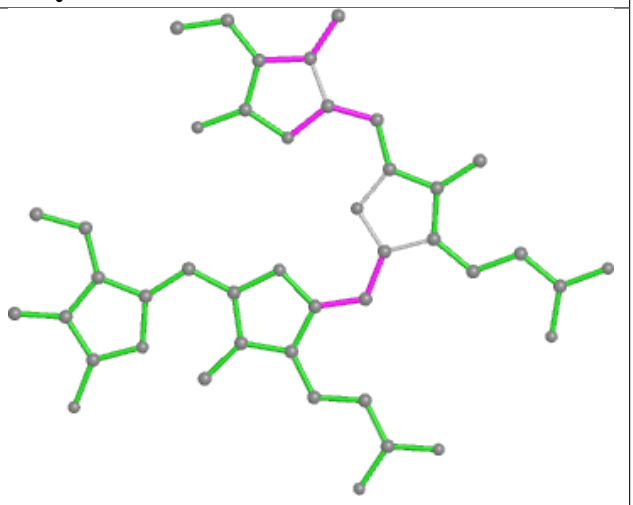

Bond angles

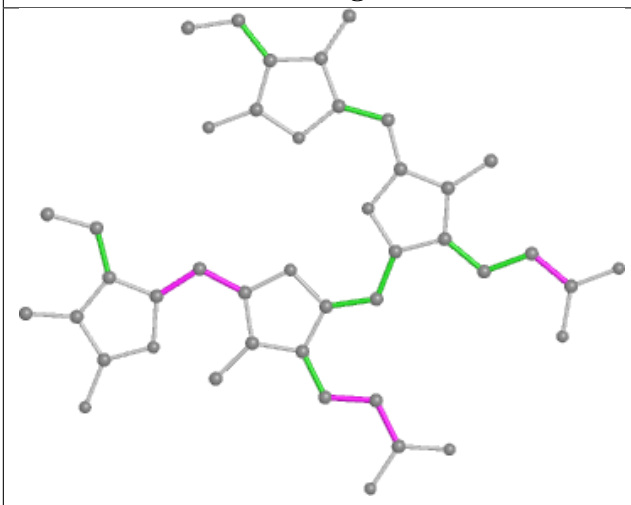

Torsions

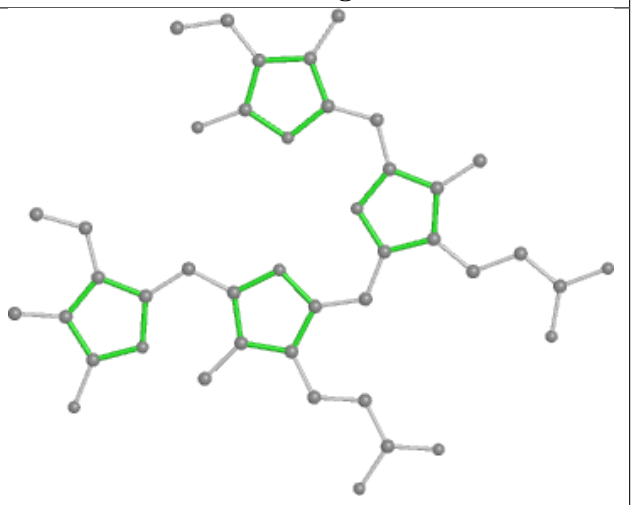

Rings

Ligand PEB r8 201

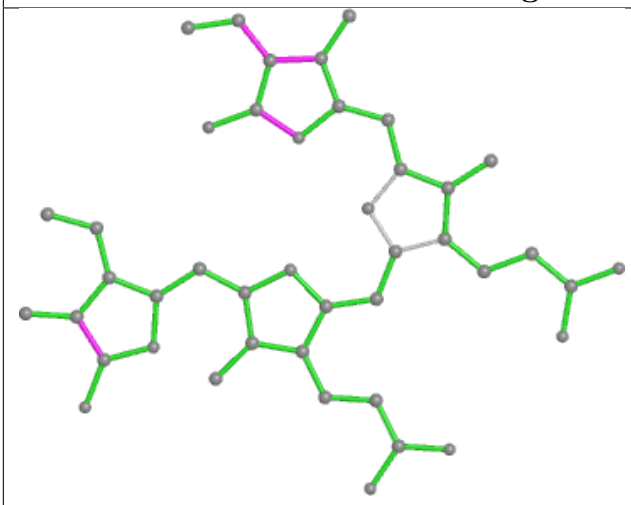

Bond lengths

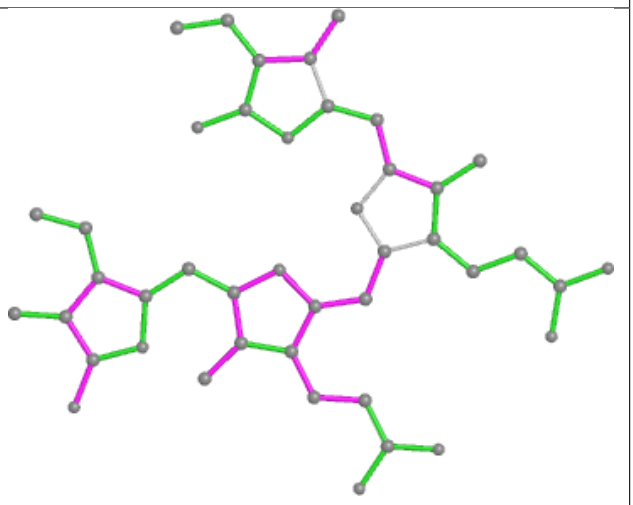

Bond angles

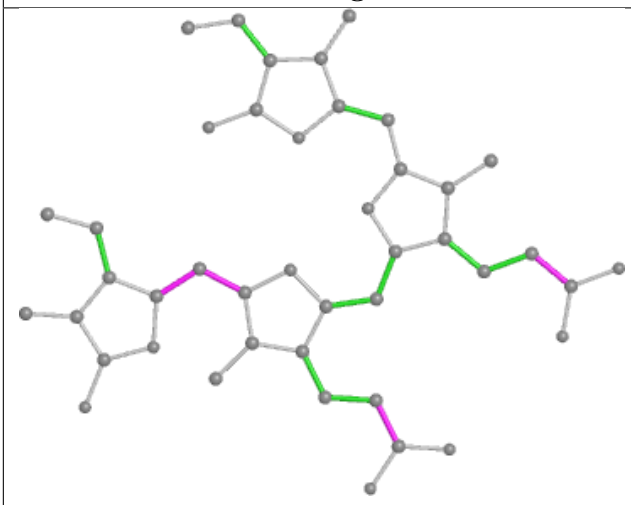

Torsions

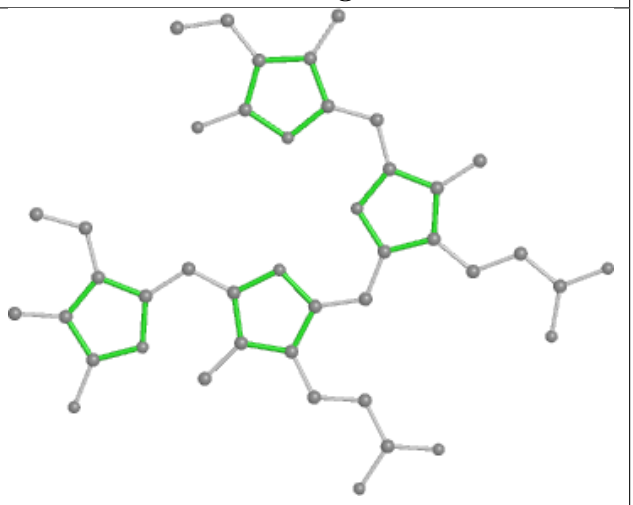

Rings

Ligand PEB w4 201

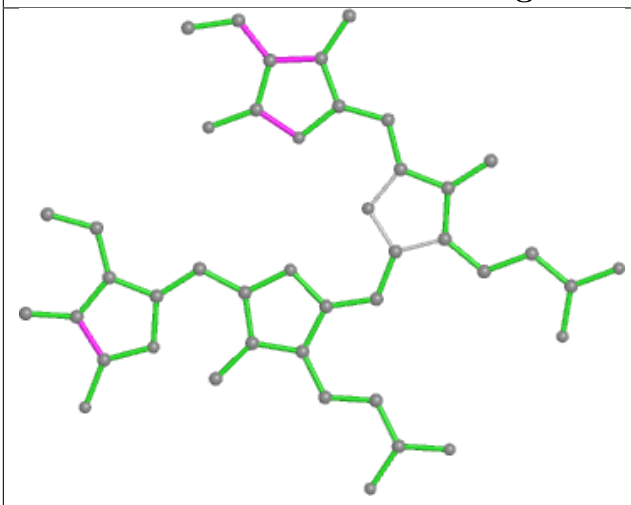

Bond lengths

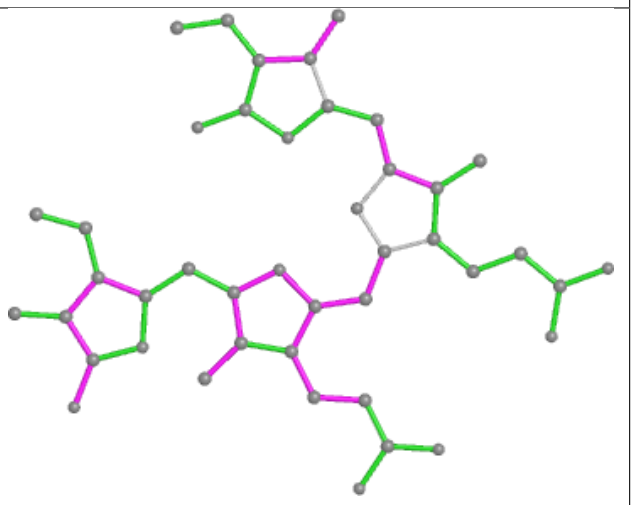

Bond angles

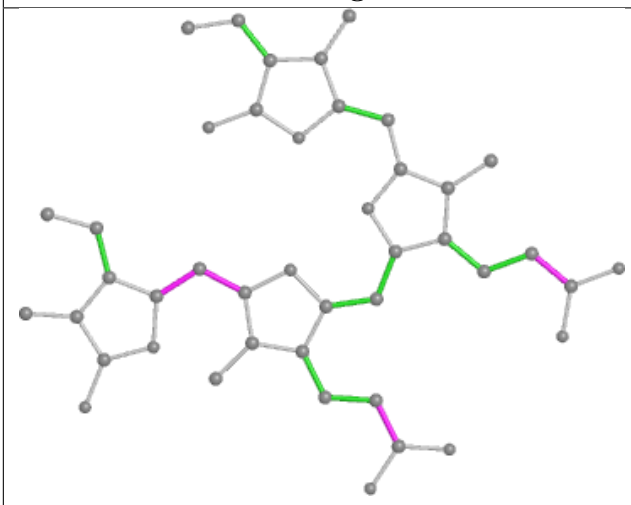

Torsions

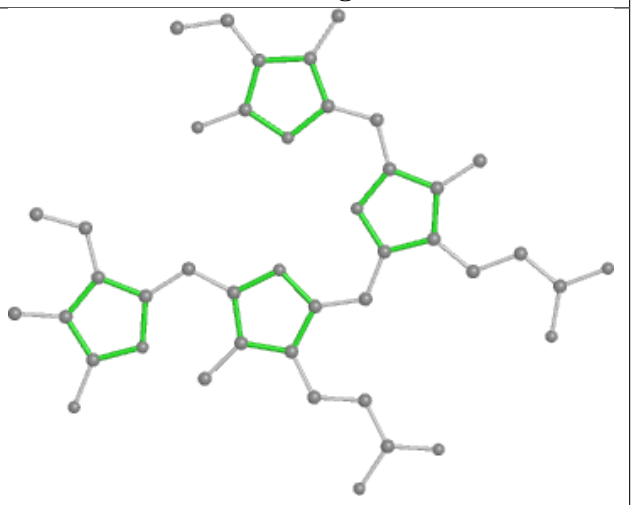

Rings

Ligand PUB B7 202

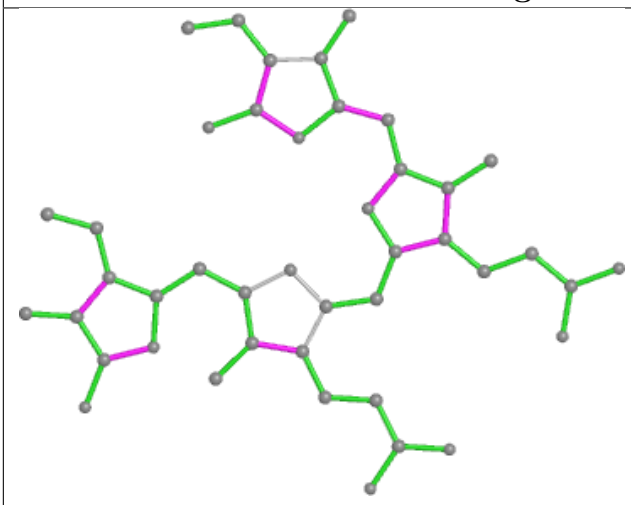

Bond lengths

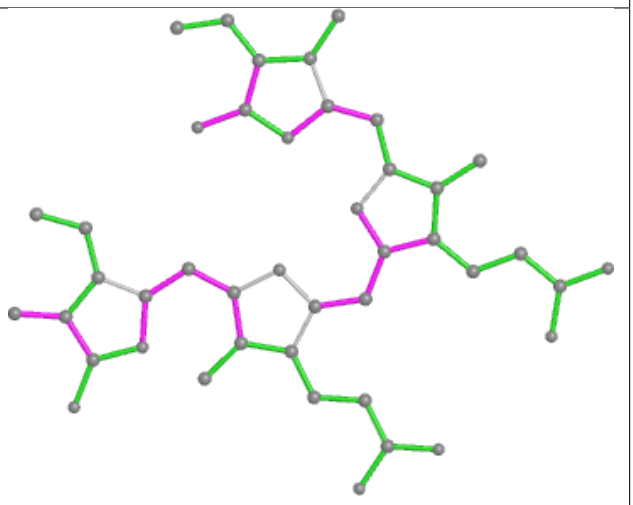

Bond angles

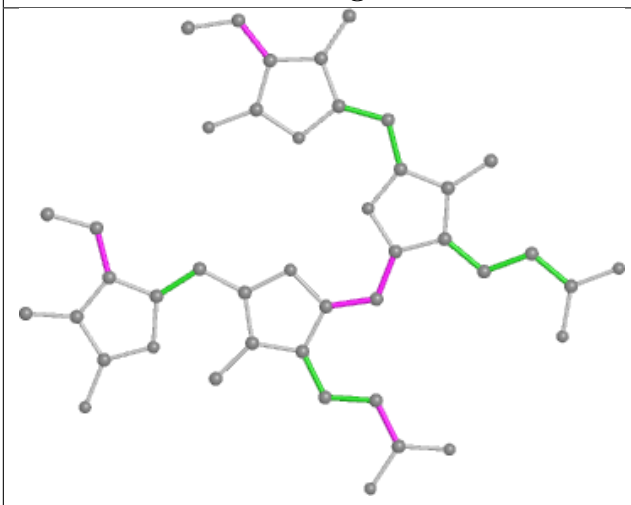

Torsions

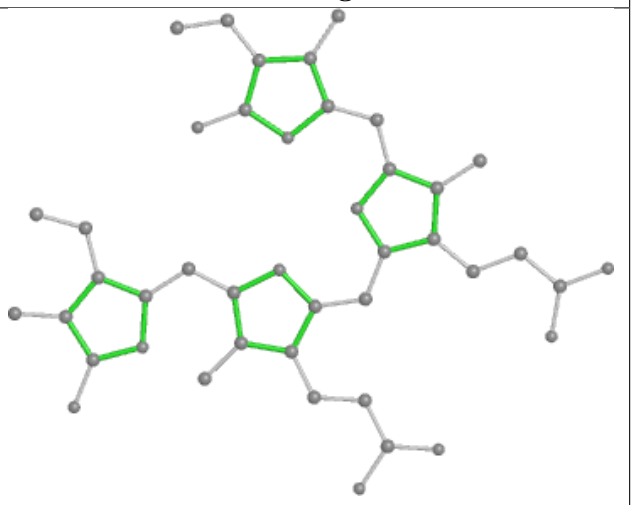

Rings

Ligand PUB ly 406

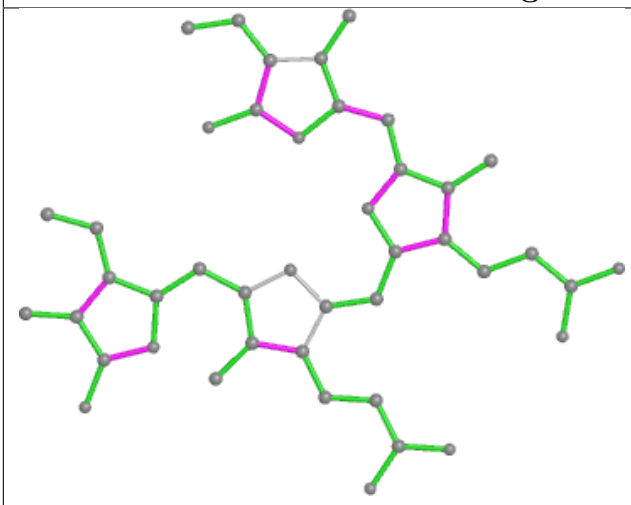

Bond lengths

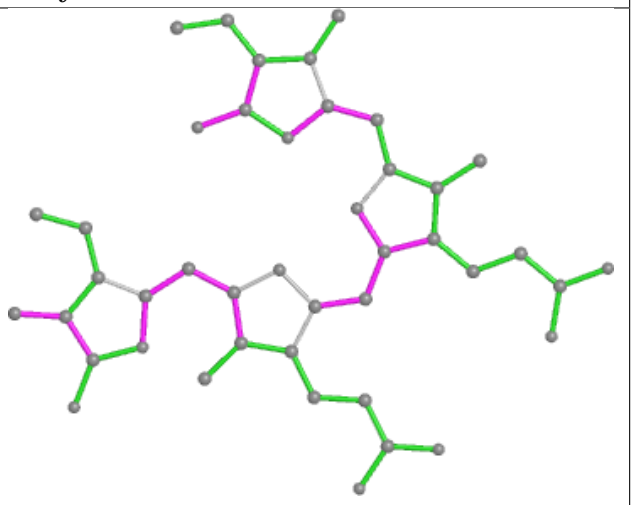

Bond angles

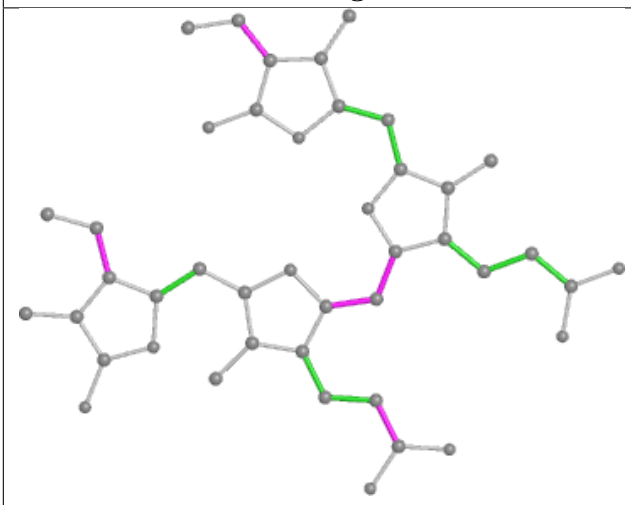

Torsions

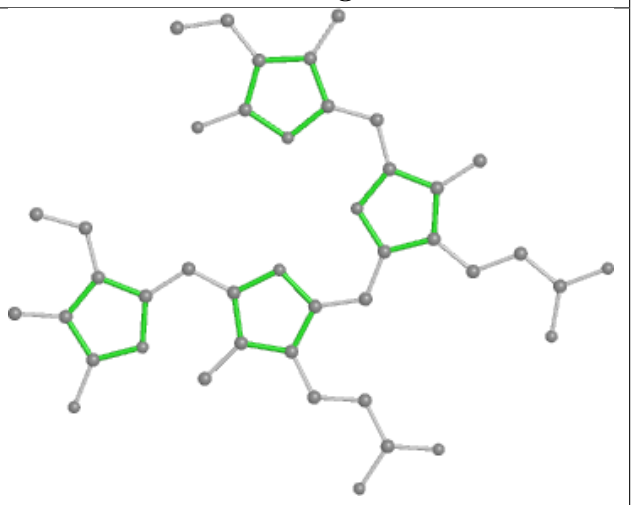

Rings

Ligand PVN e8 303

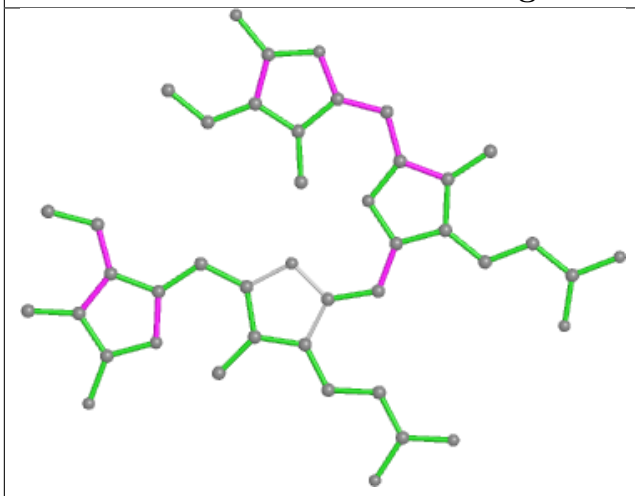

Bond lengths

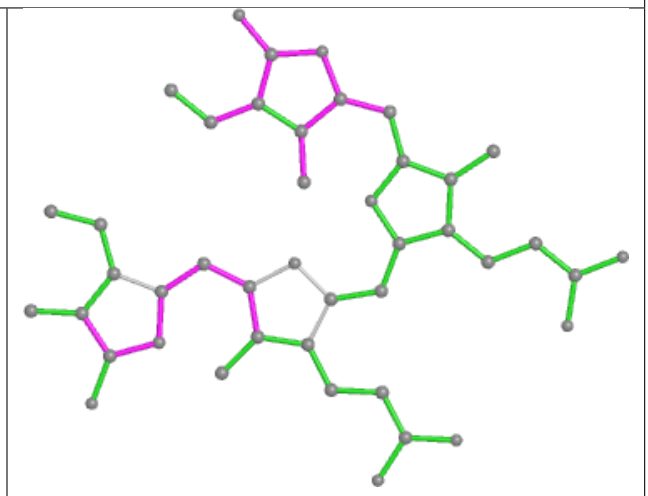

Bond angles

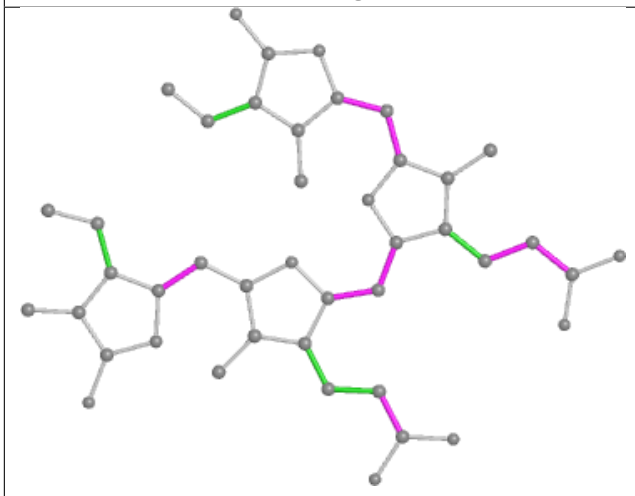

Torsions

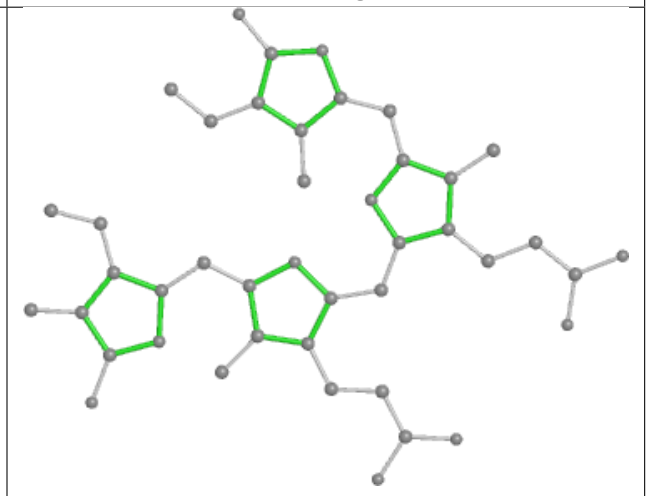

Rings

Ligand PEB s4 202

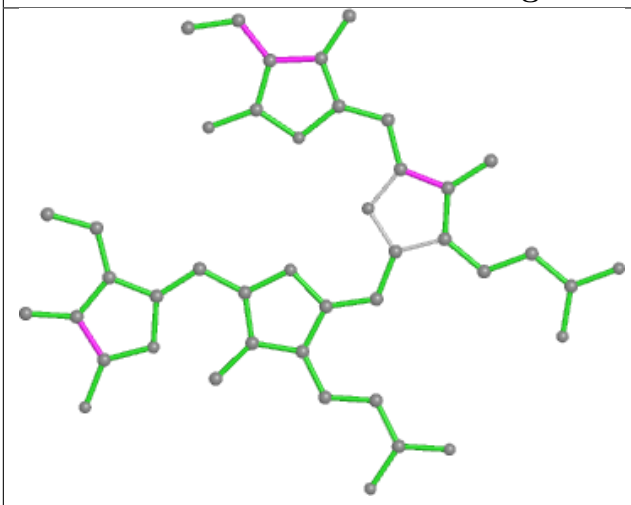

Bond lengths

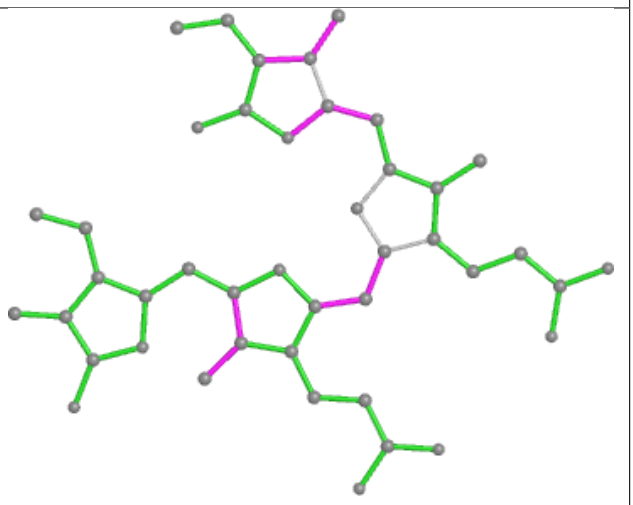

Bond angles

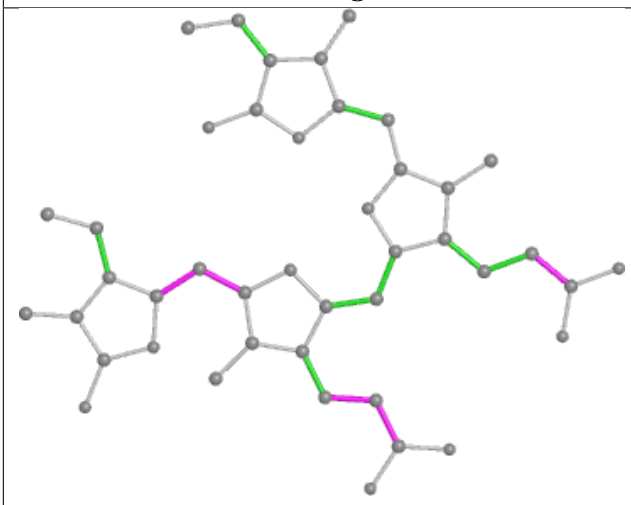

Torsions

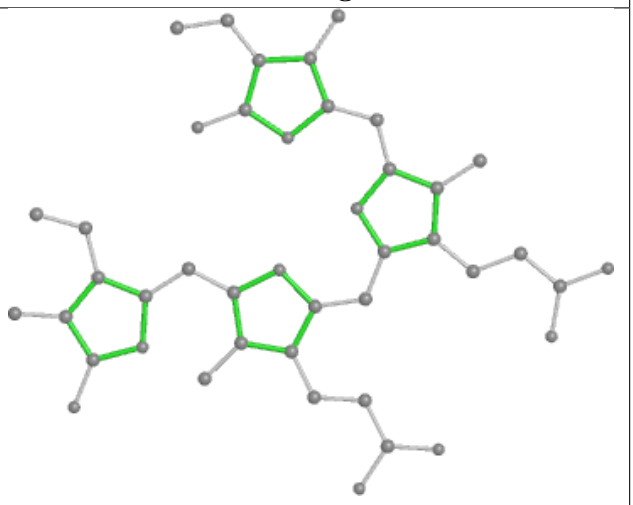

Rings

Ligand PEB ed 201

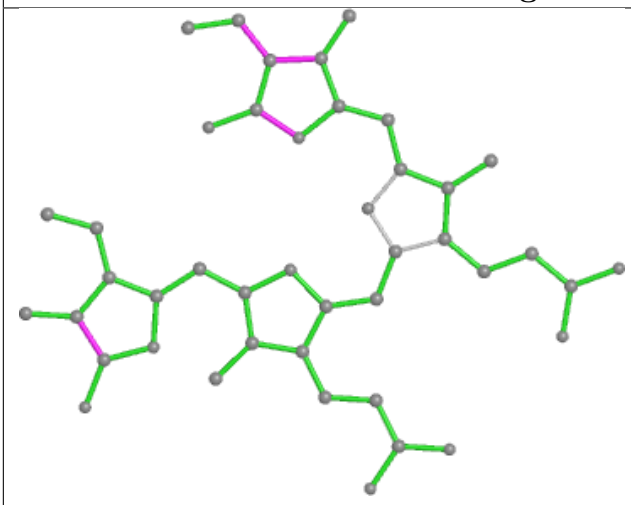

Bond lengths

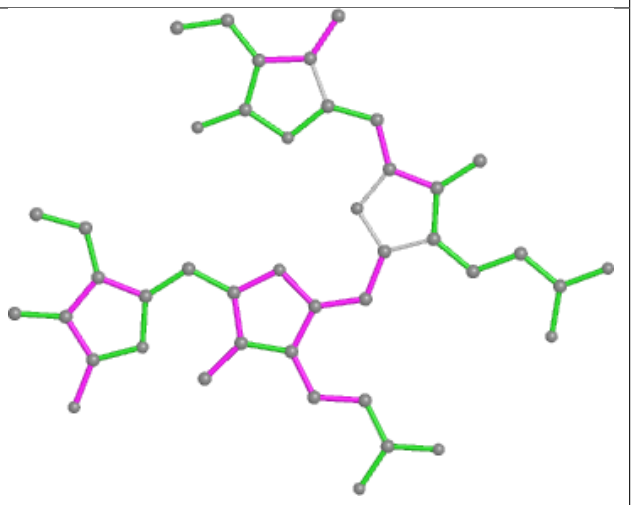

Bond angles

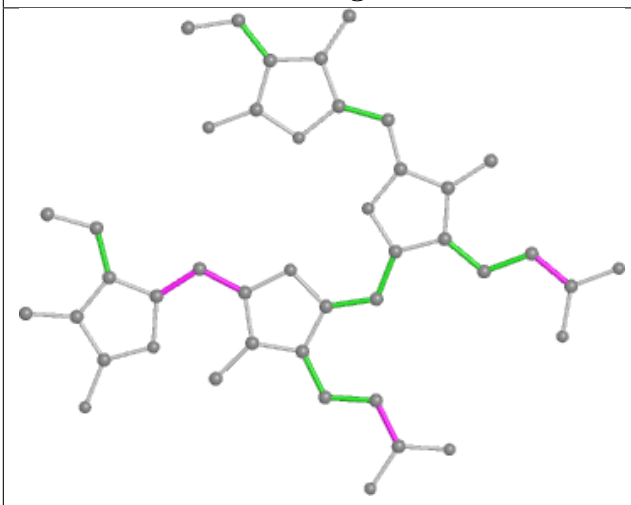

Torsions

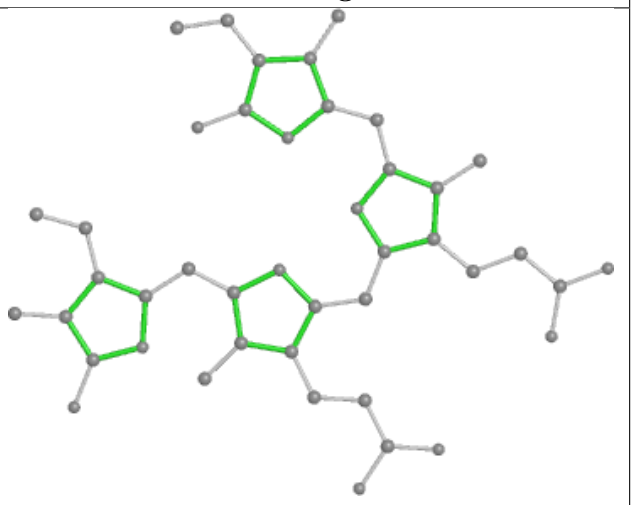

Rings

Ligand PEB n3 202

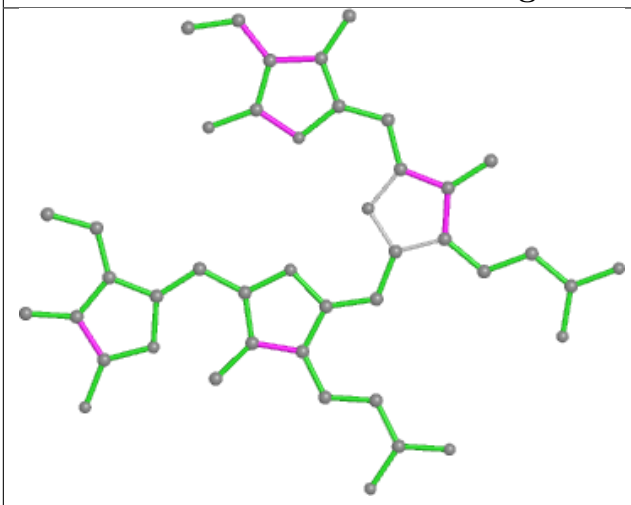

Bond lengths

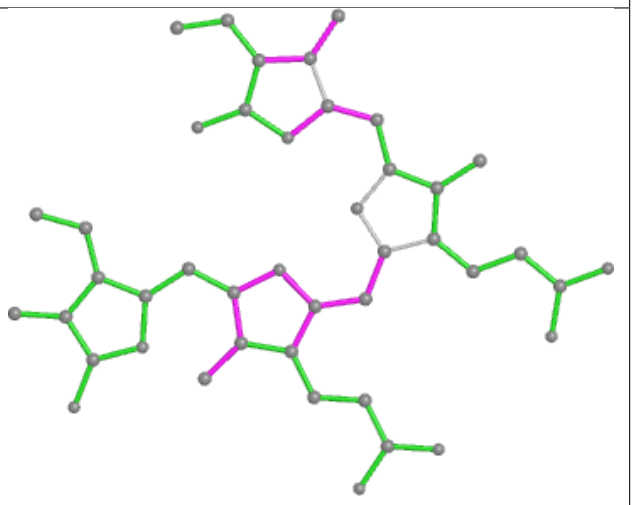

Bond angles

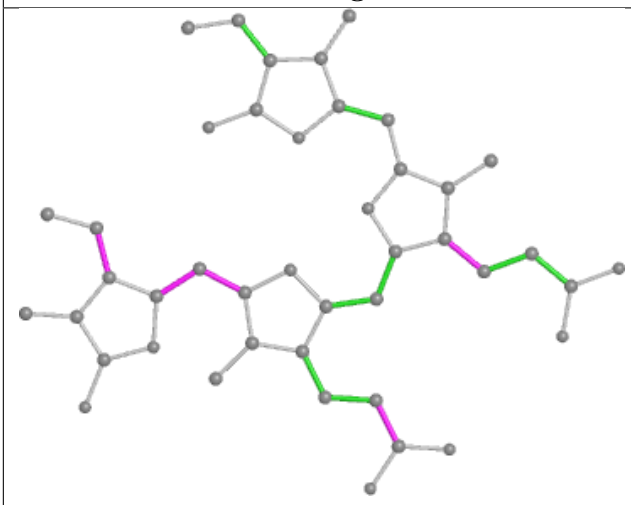

Torsions

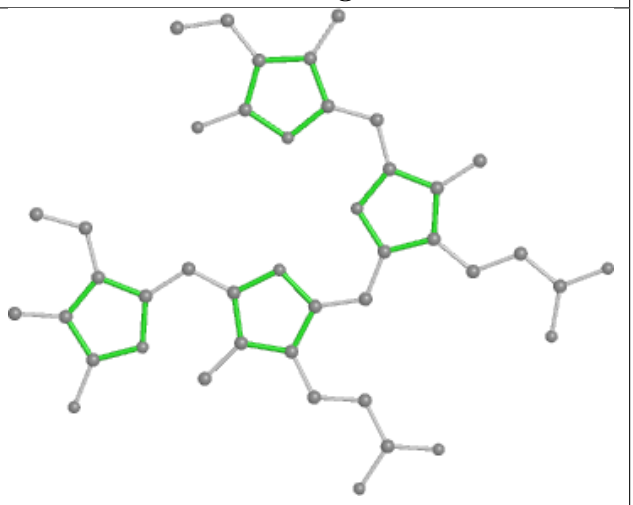

Rings

Ligand PEB ea 201

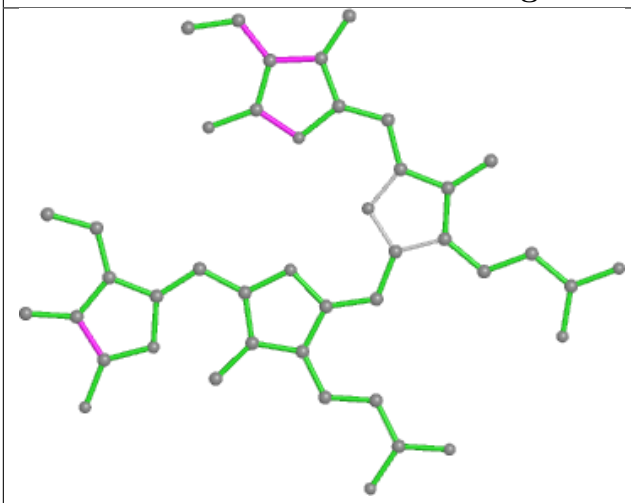

Bond lengths

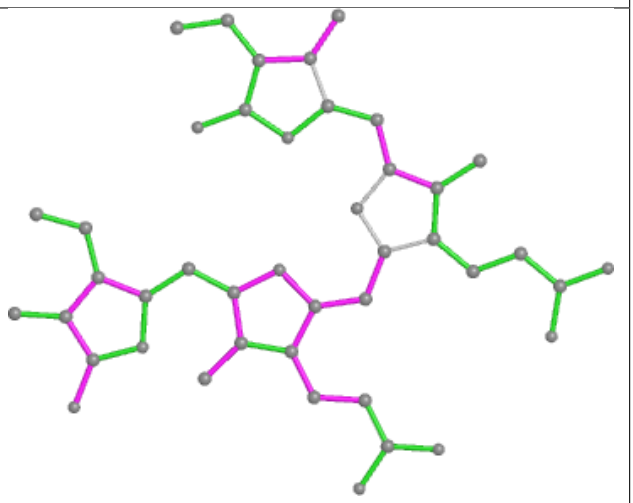

Bond angles

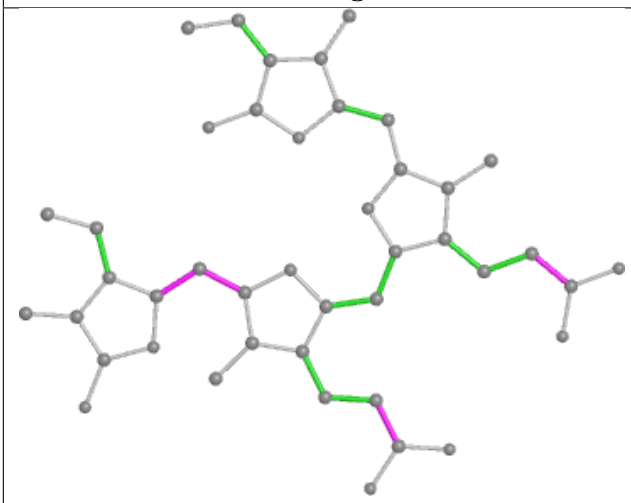

Torsions

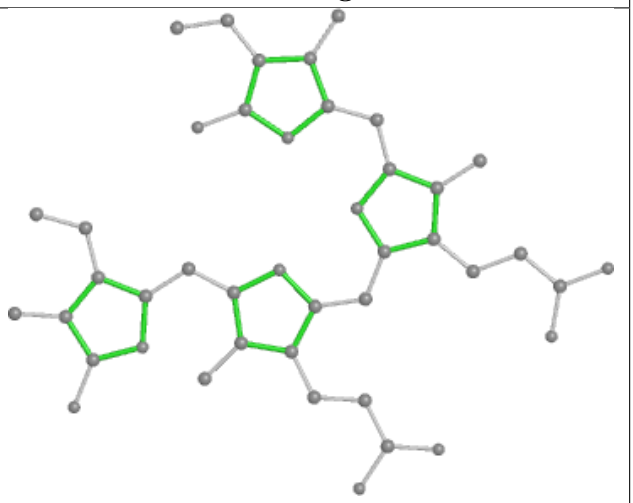

Rings

Ligand PEB bd 202

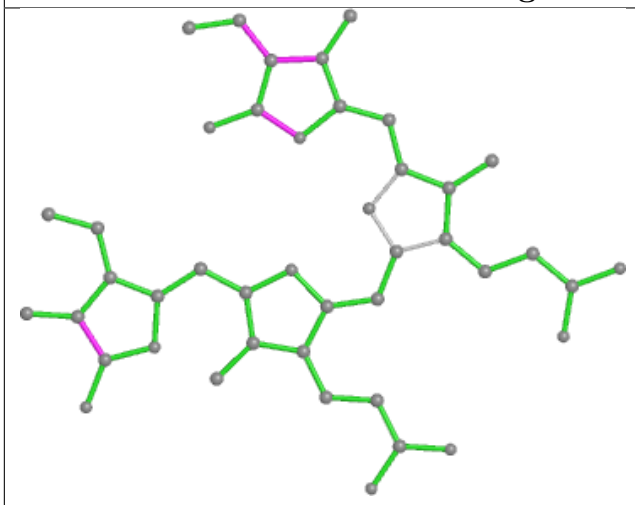

Bond lengths

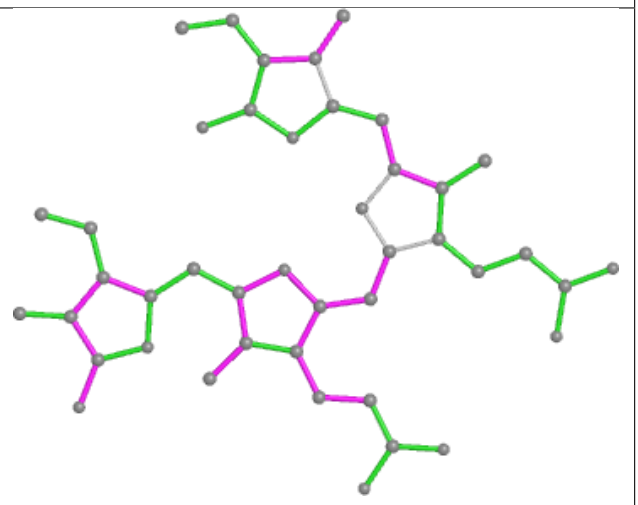

Bond angles

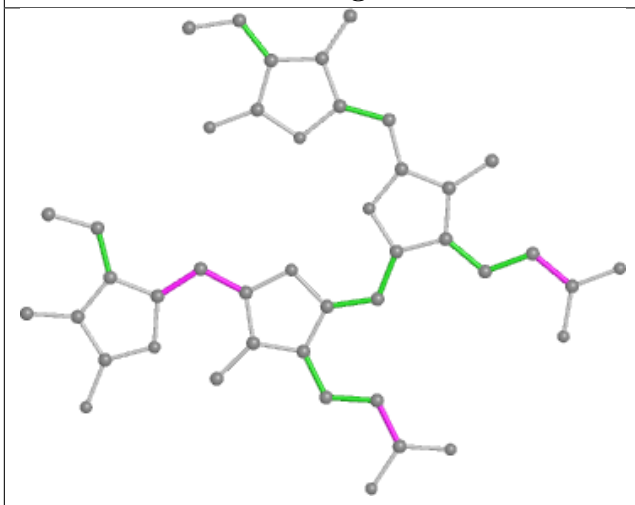

Torsions

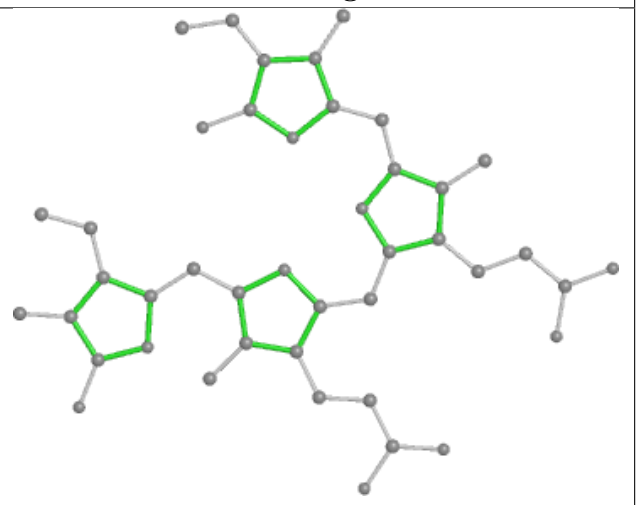

Rings

Ligand PEB df 202

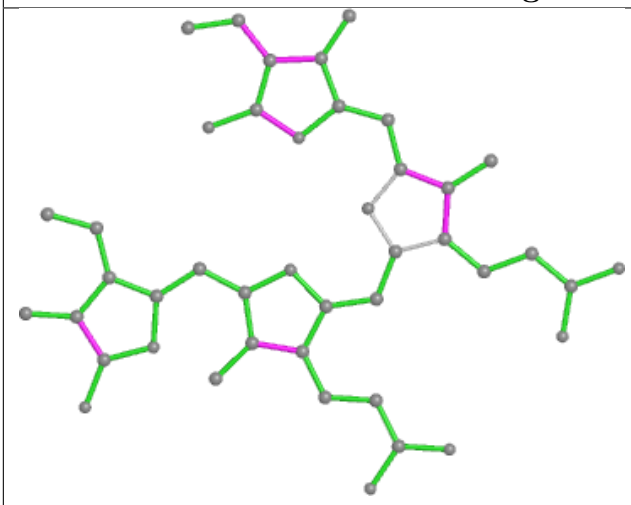

Bond lengths

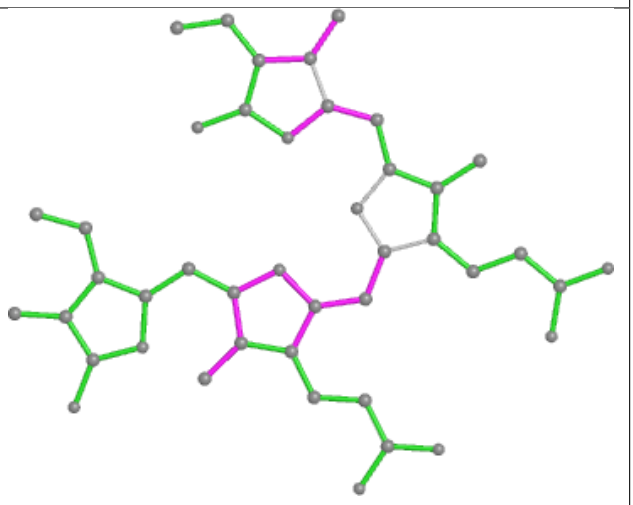

Bond angles

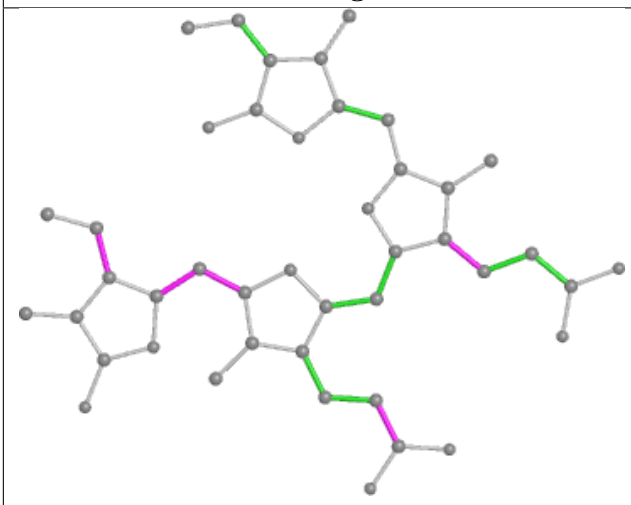

Torsions

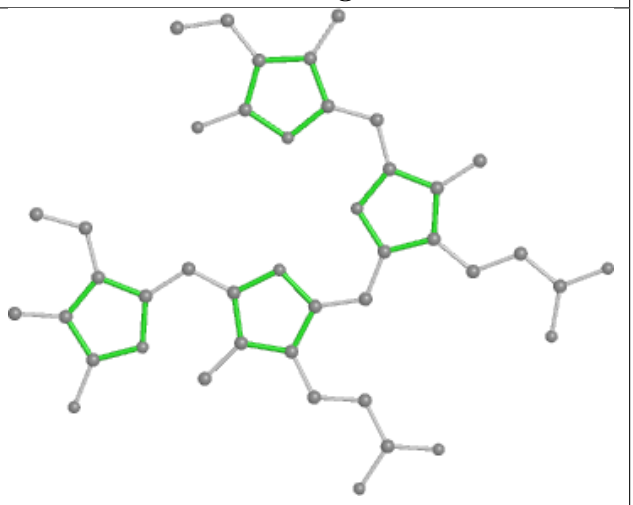

Rings

Ligand PUB cJ 203

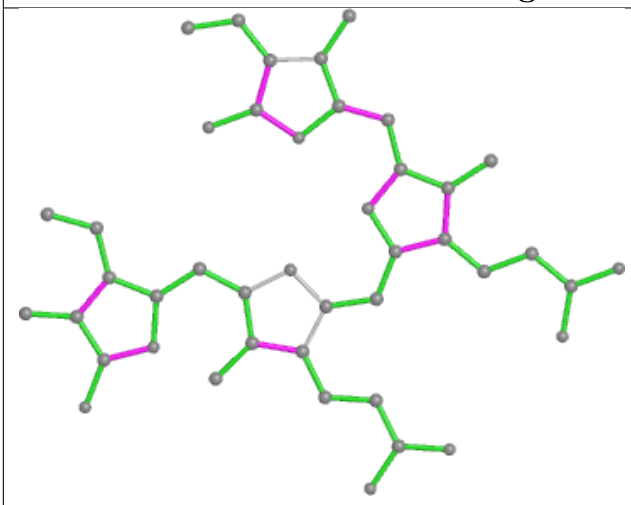

Bond lengths

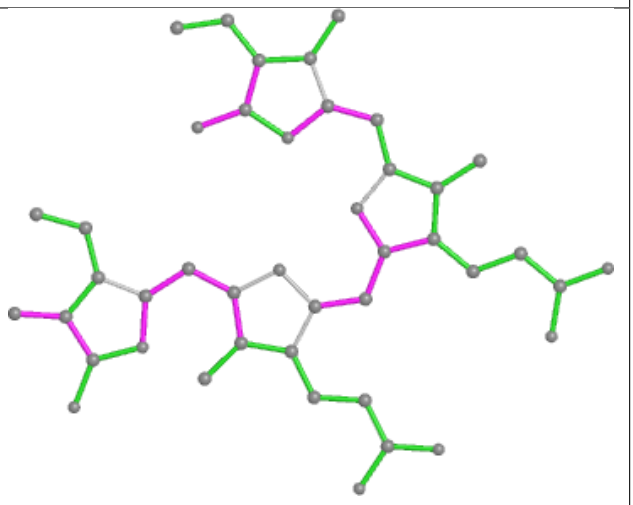

Bond angles

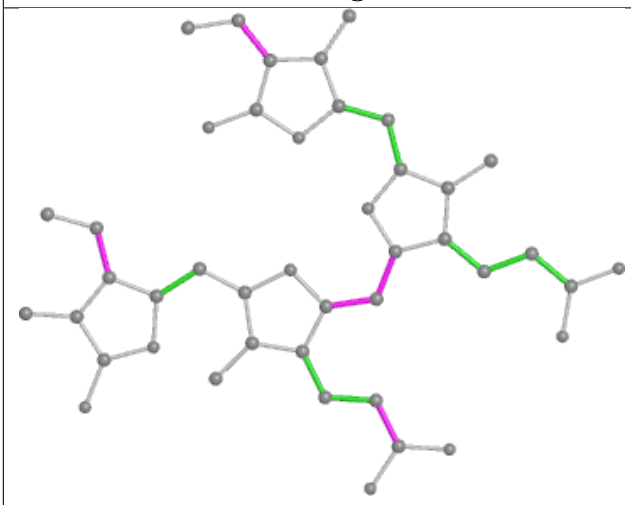

Torsions

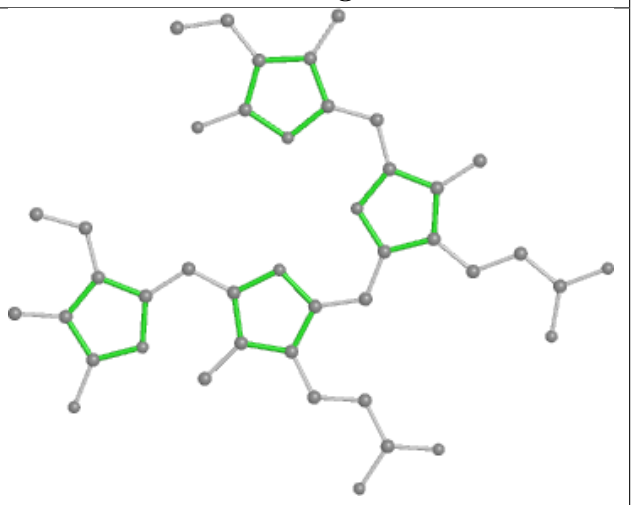

Rings

Ligand CYC b1 1001

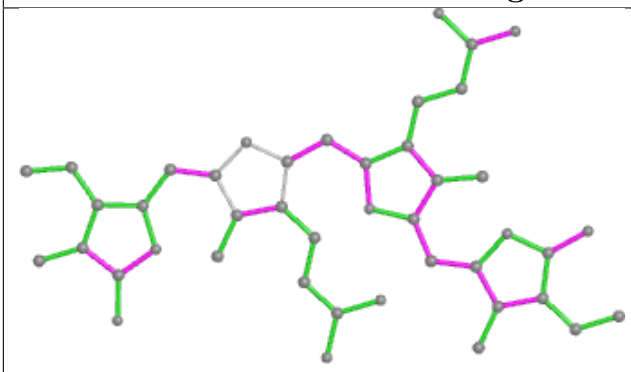

Bond lengths

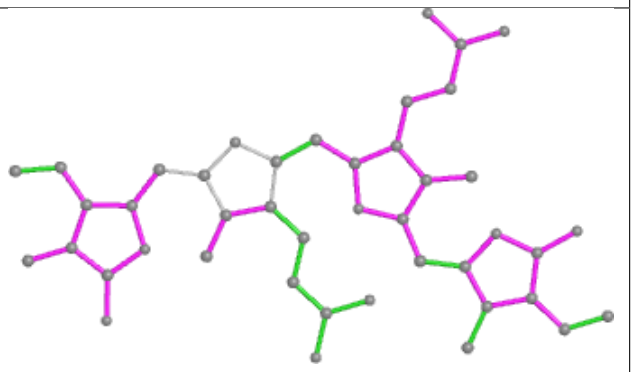

Bond angles

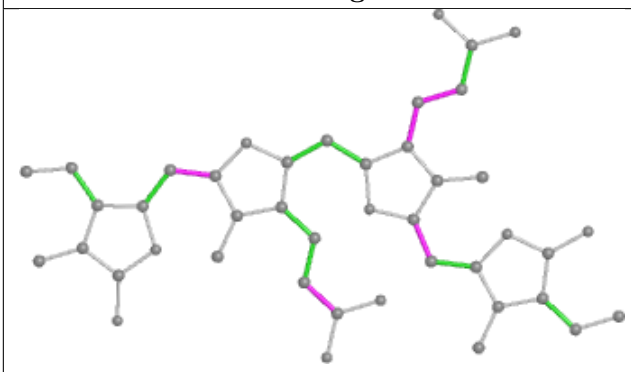

Torsions

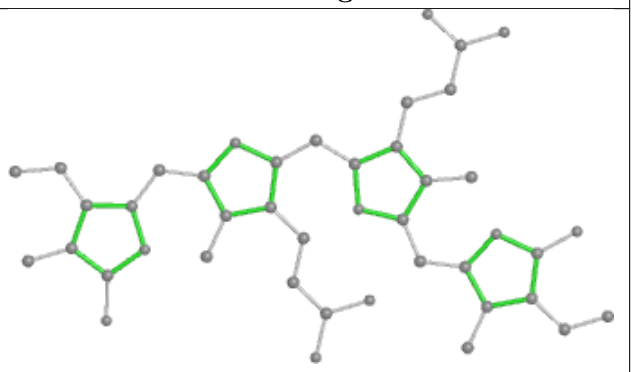

Rings

Ligand PEB v4 202

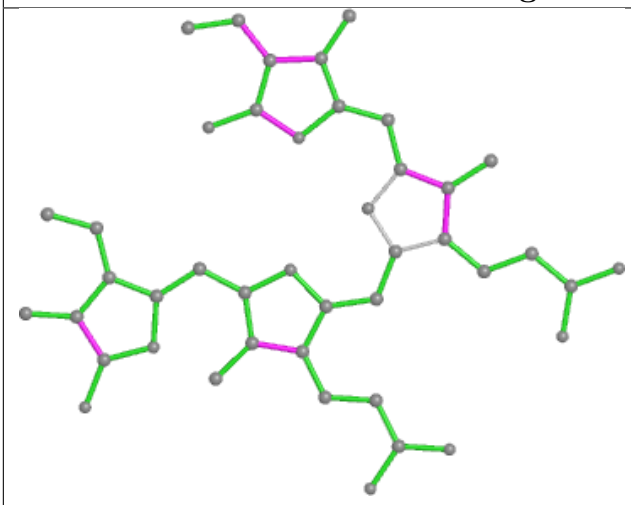

Bond lengths

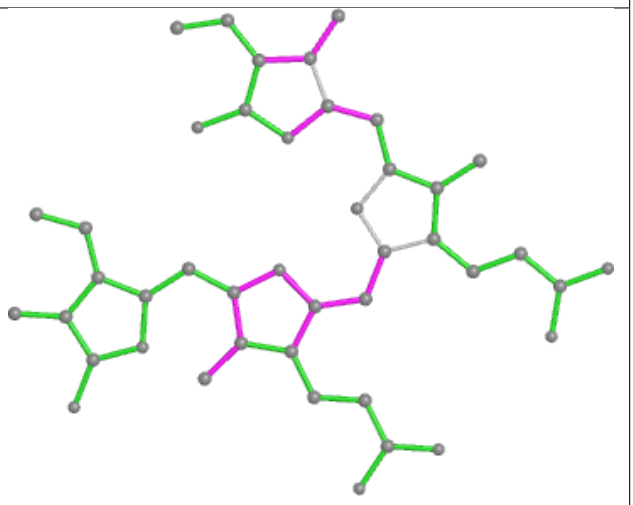

Bond angles

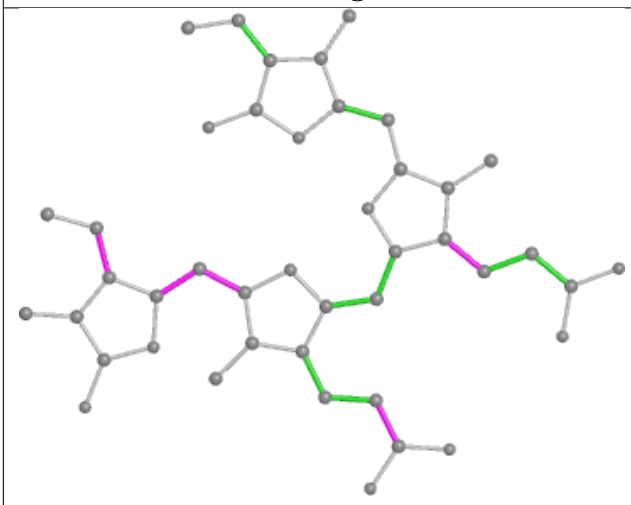

Torsions

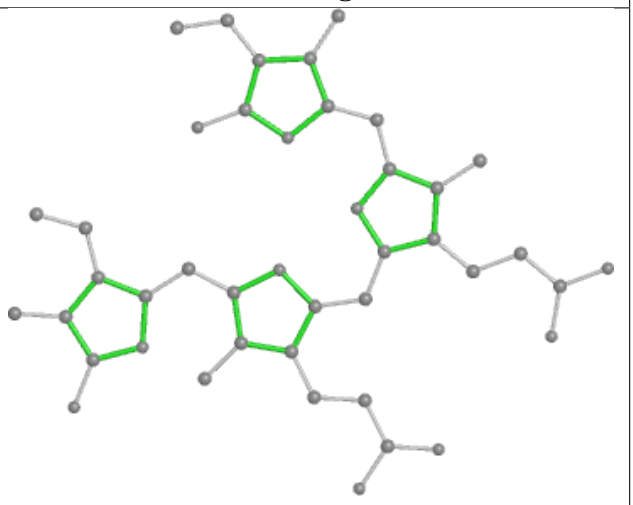

Rings

Ligand PEB A9 202

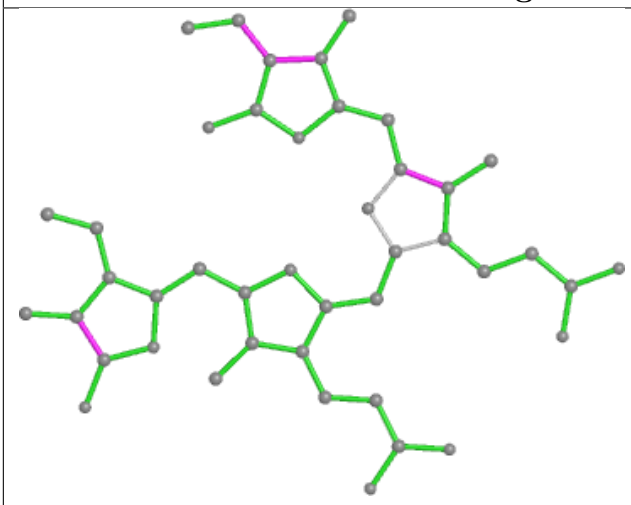

Bond lengths

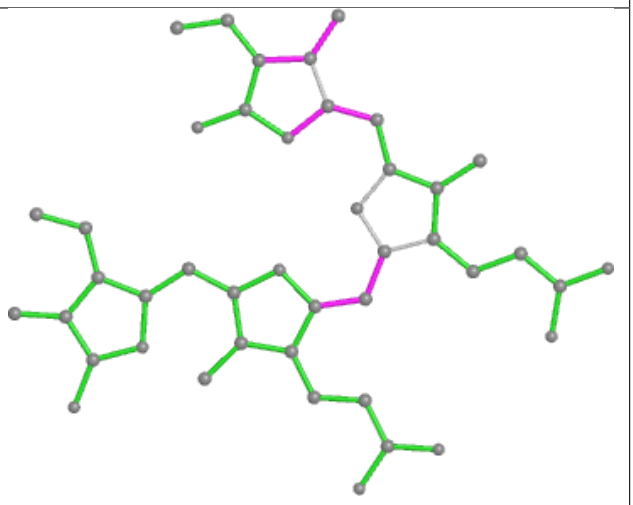

Bond angles

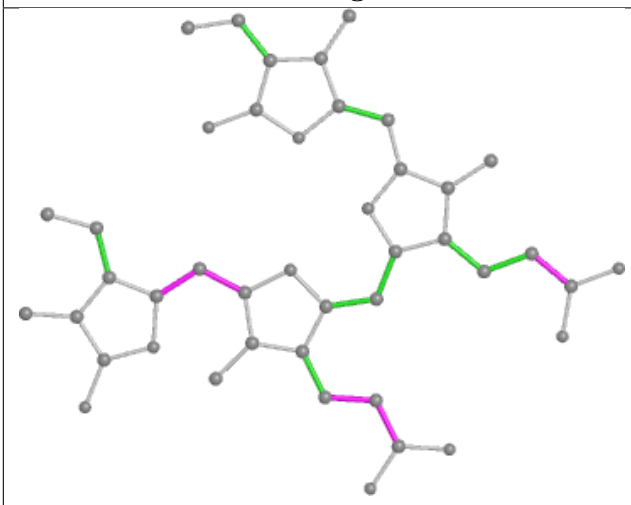

Torsions

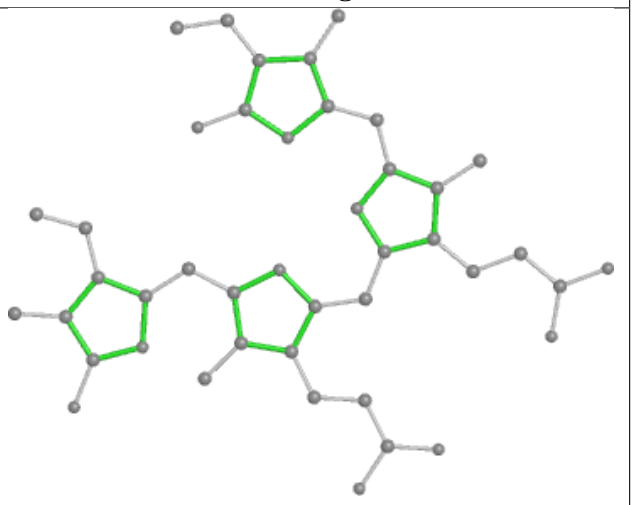

Rings

Ligand PEB l5 201

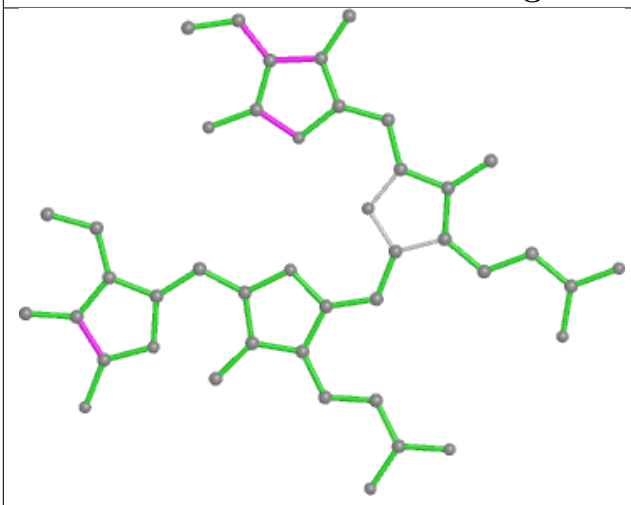

Bond lengths

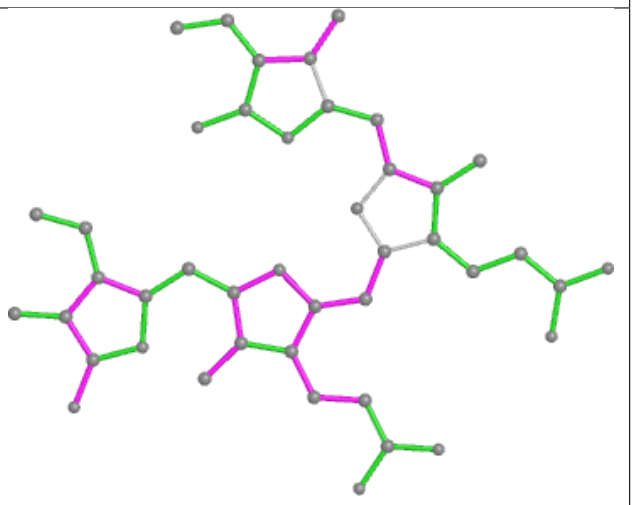

Bond angles

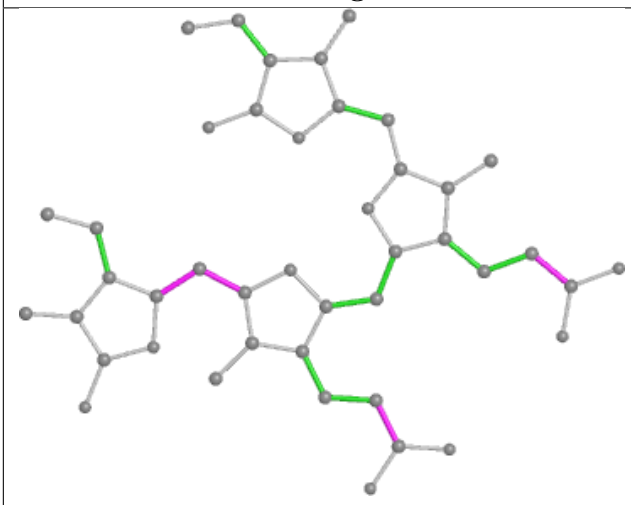

Torsions

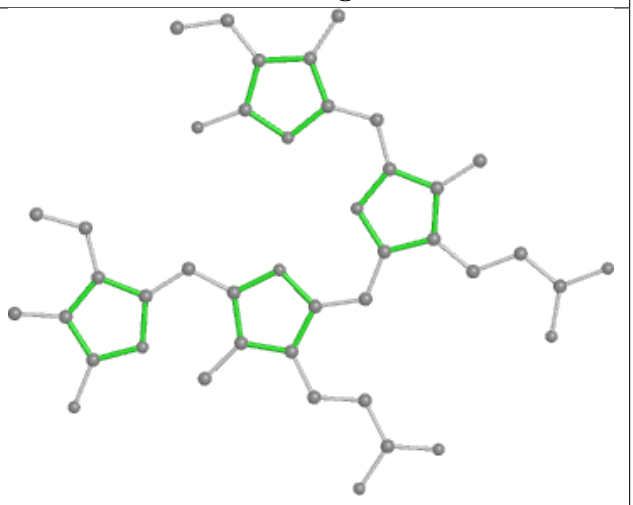

Rings

Ligand PEB cM 202

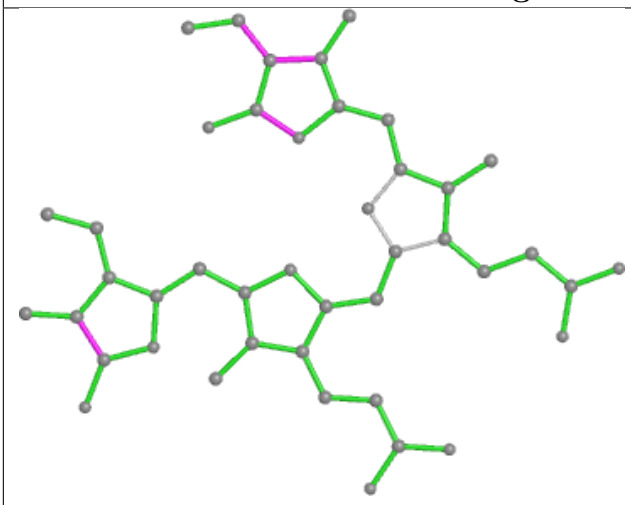

Bond lengths

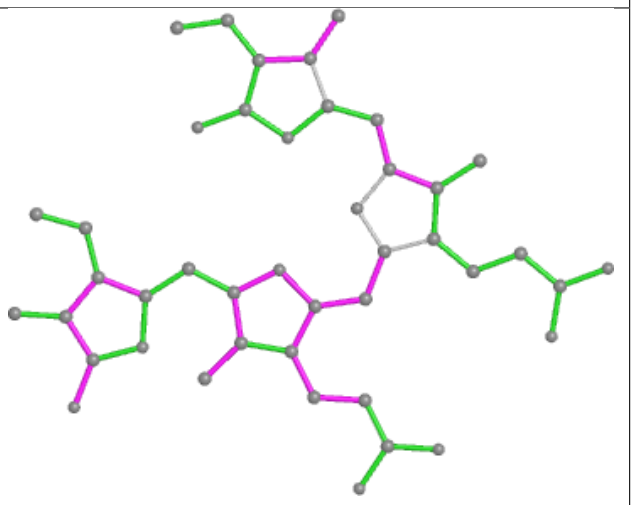

Bond angles

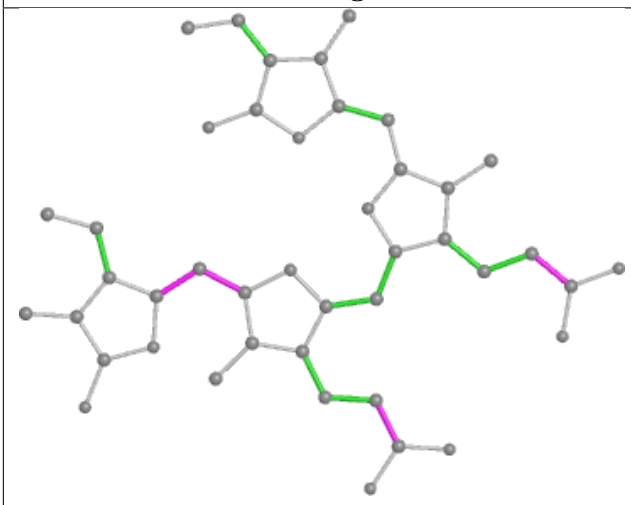

Torsions

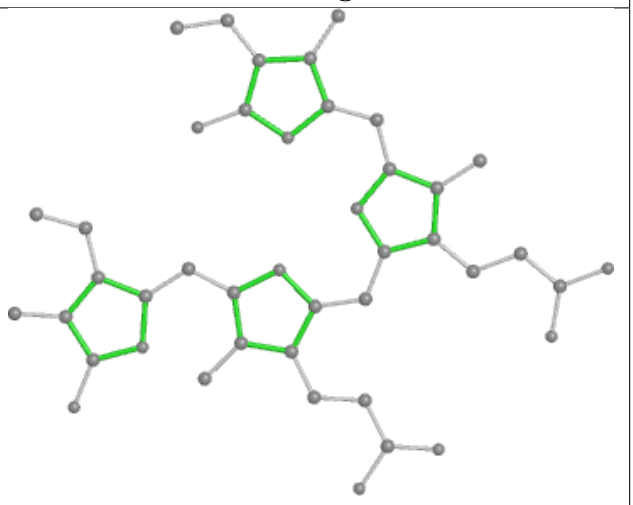

Rings

Ligand PEB A6 1001

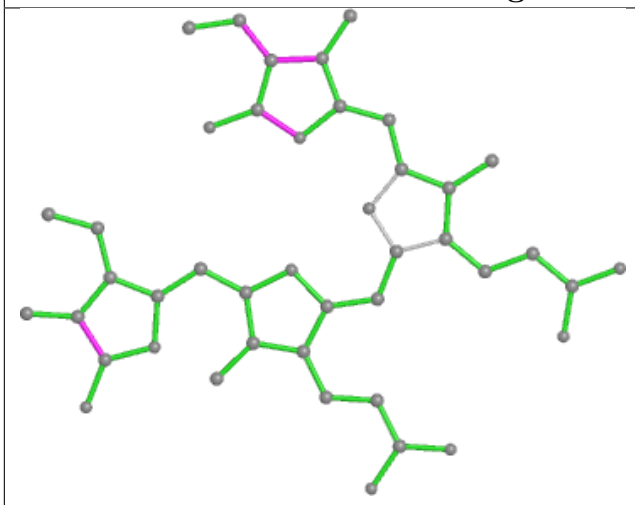

Bond lengths

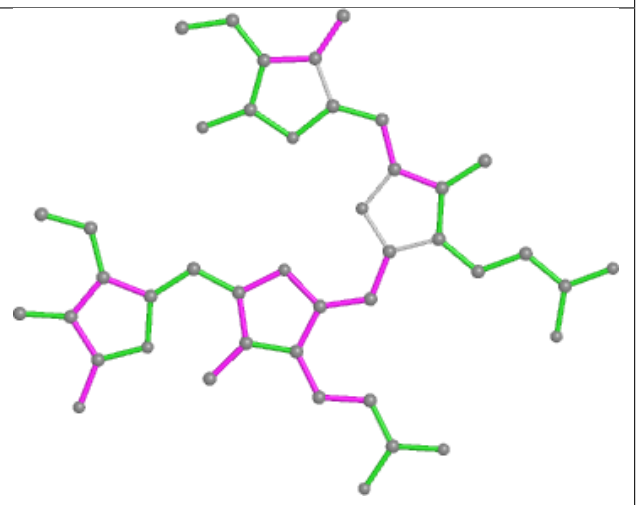

Bond angles

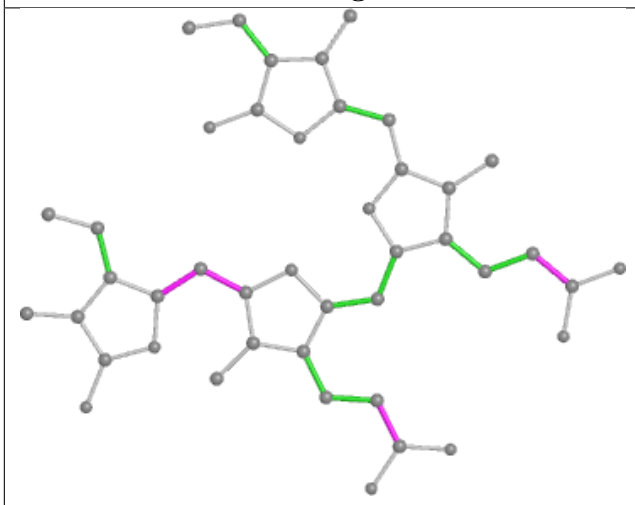

Torsions

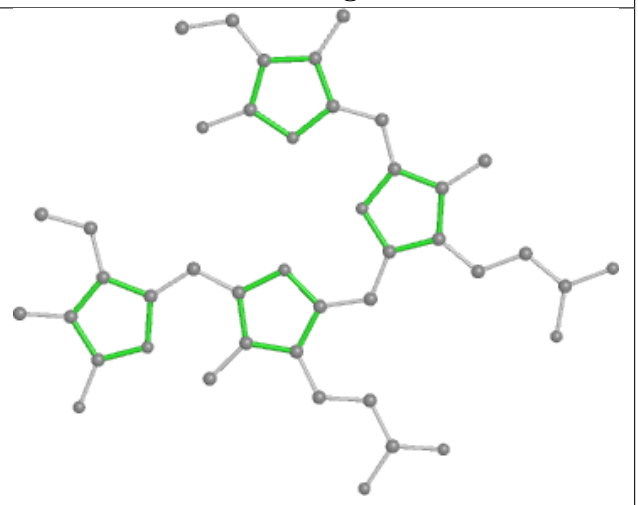

Rings

Ligand PEB cr 202

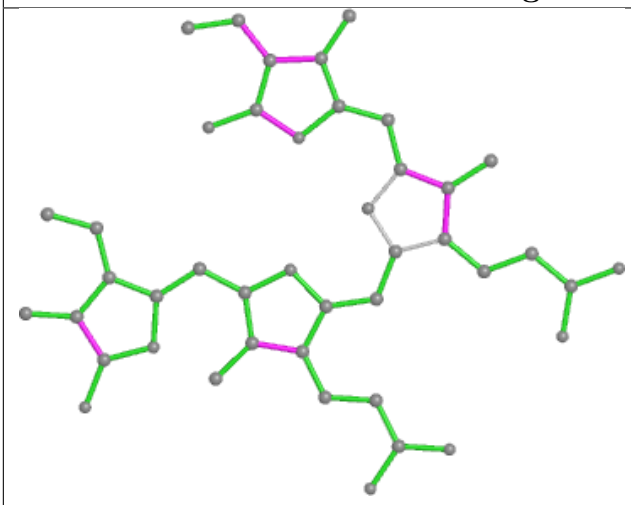

Bond lengths

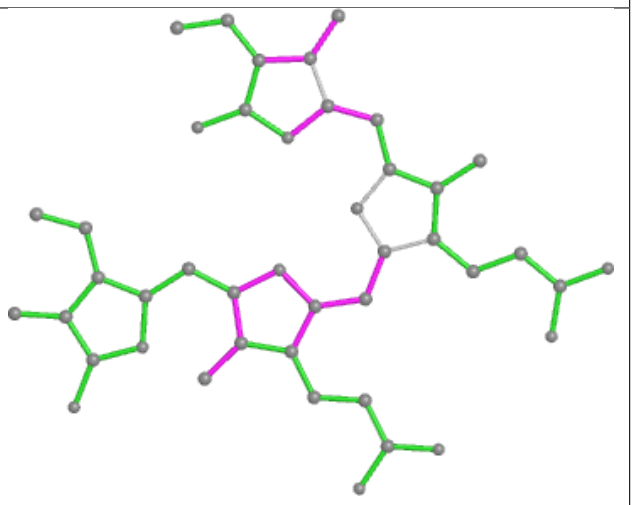

Bond angles

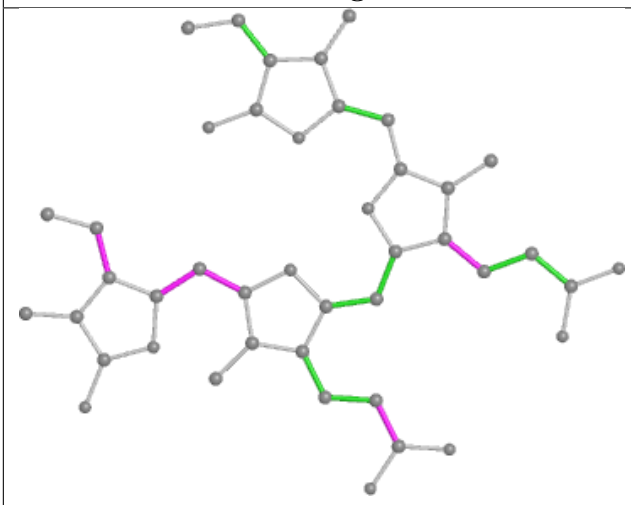

Torsions

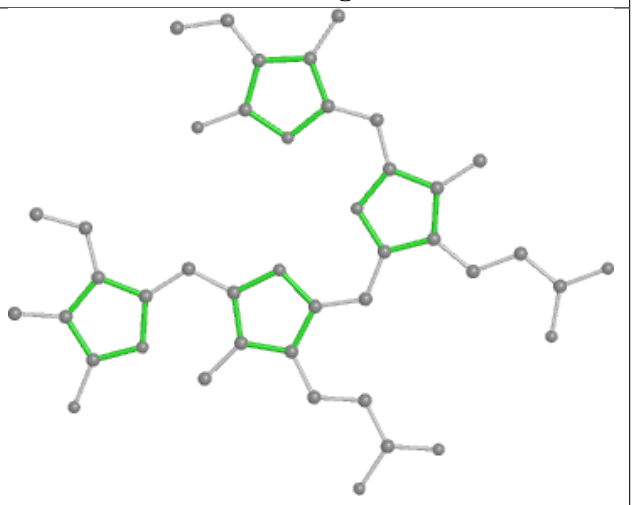

Rings

Ligand PUB cL 203

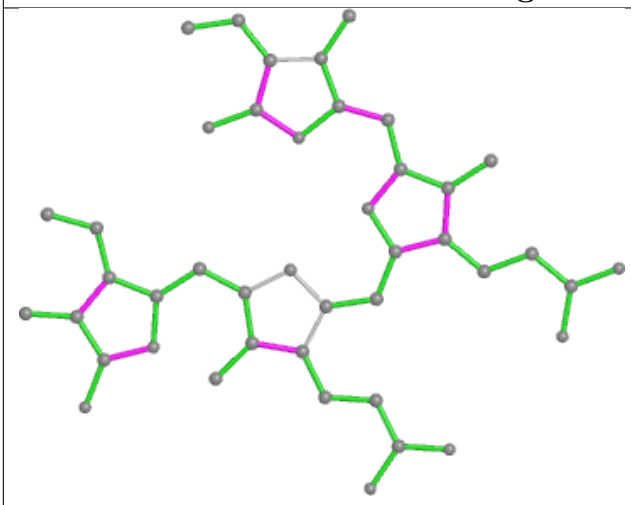

Bond lengths

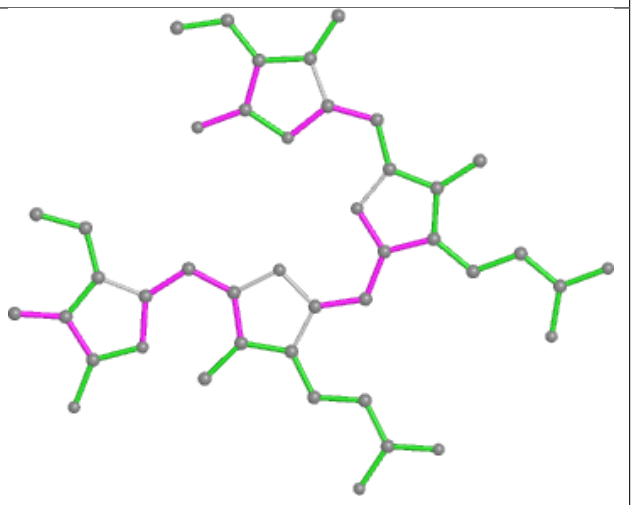

Bond angles

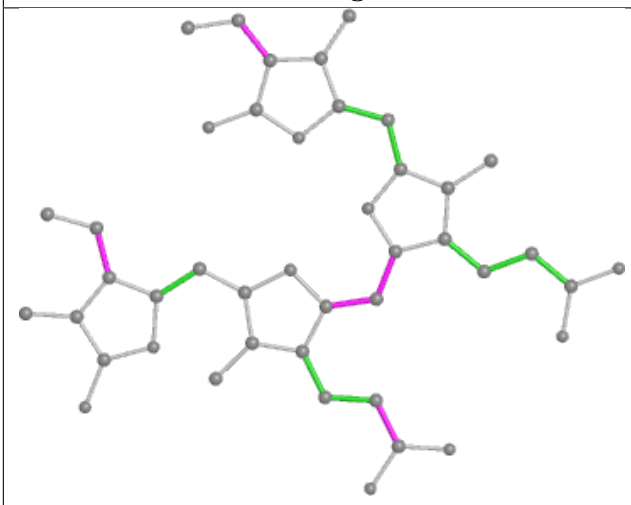

Torsions

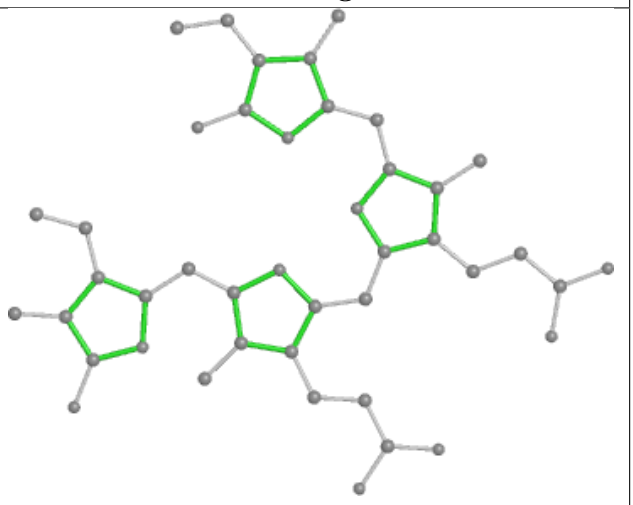

Rings

Ligand PUB ld 203

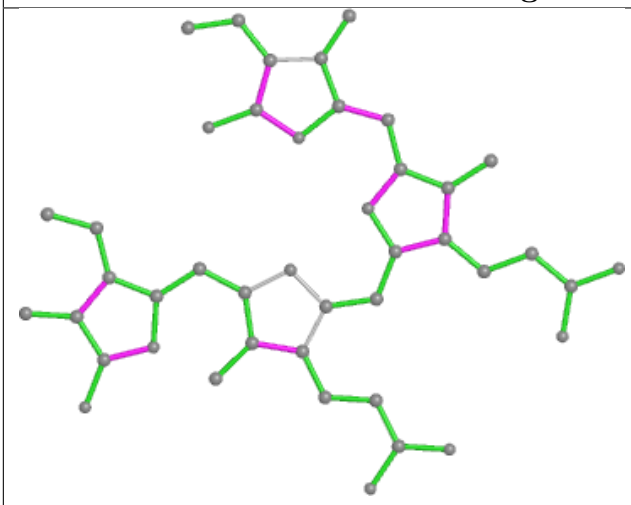

Bond lengths

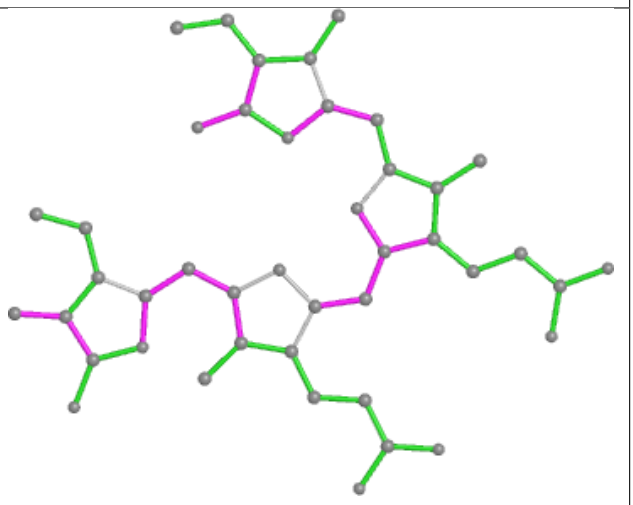

Bond angles

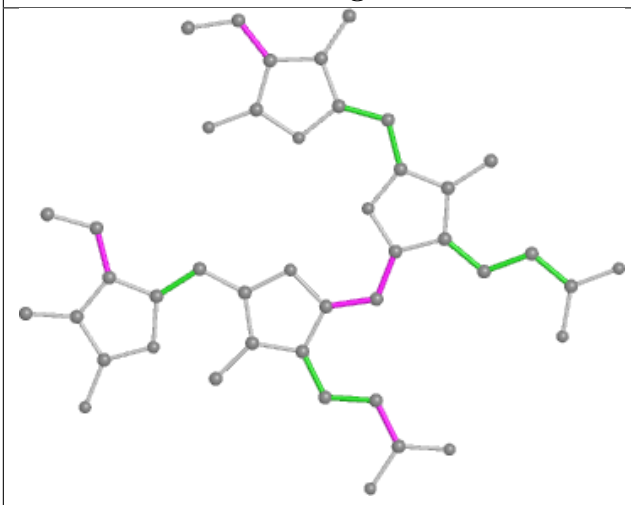

Torsions

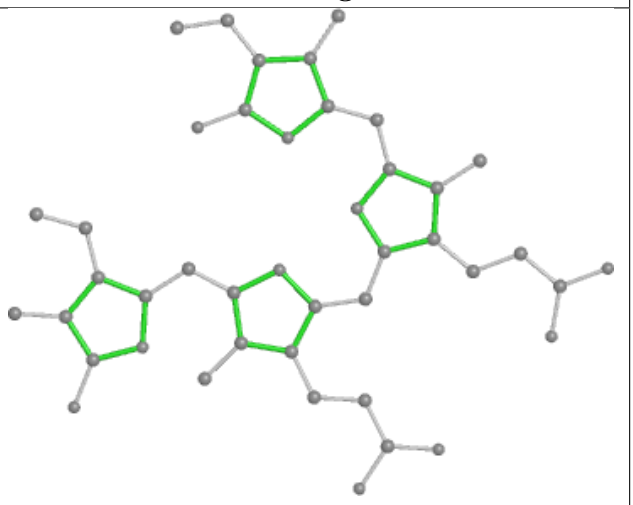

Rings

Ligand PEB dO 201

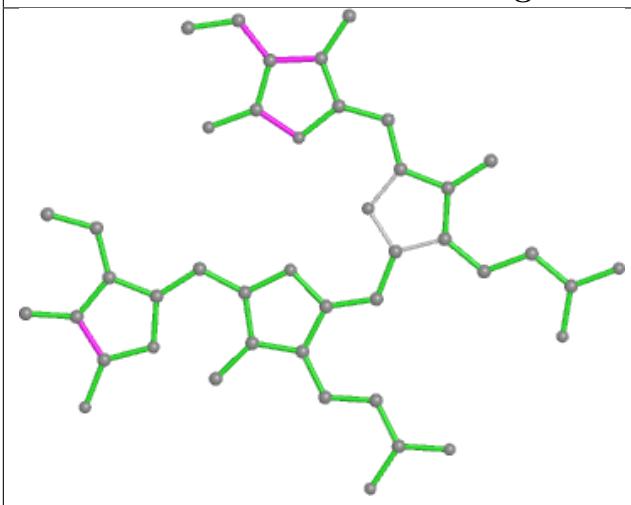

Bond lengths

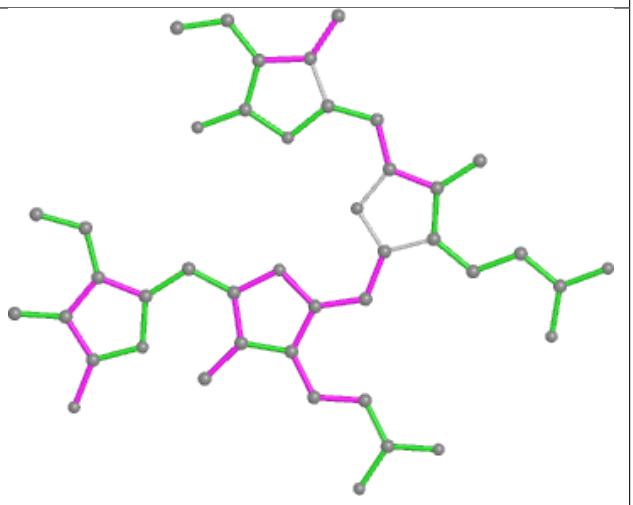

Bond angles

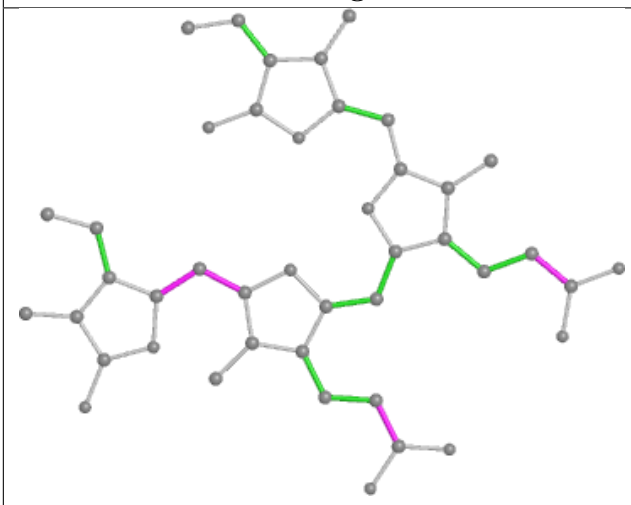

Torsions

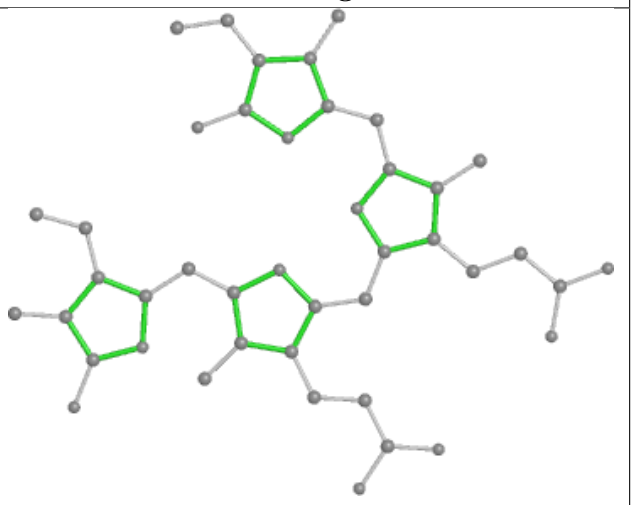

Rings

Ligand PEB ln 201

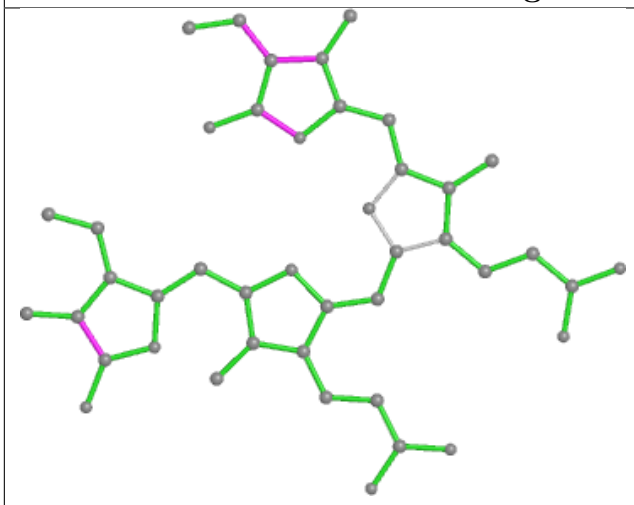

Bond lengths

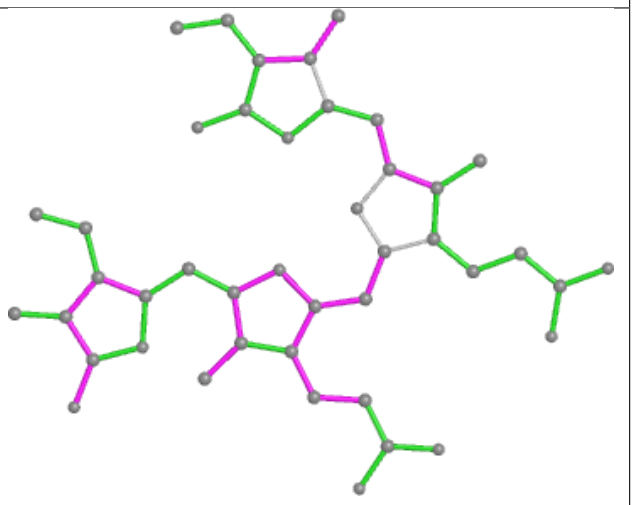

Bond angles

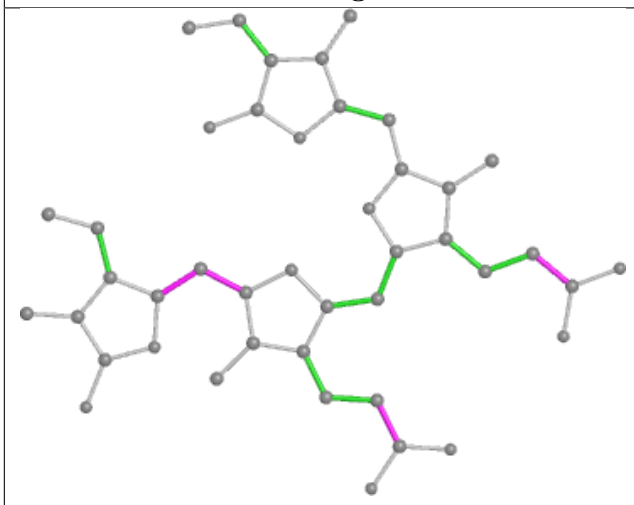

Torsions

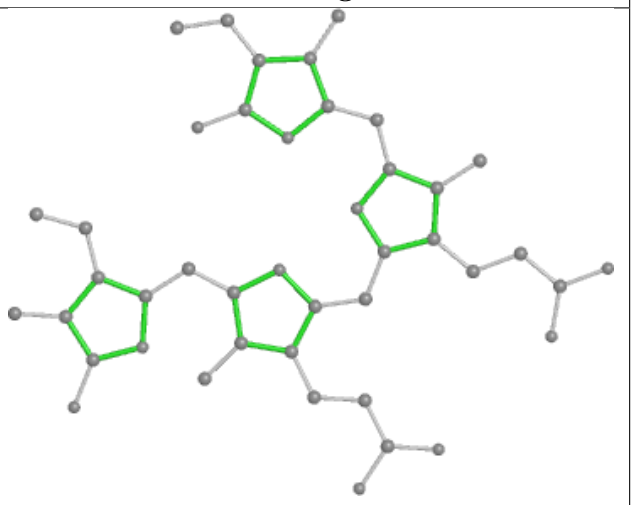

Rings

Ligand PUB b9 406

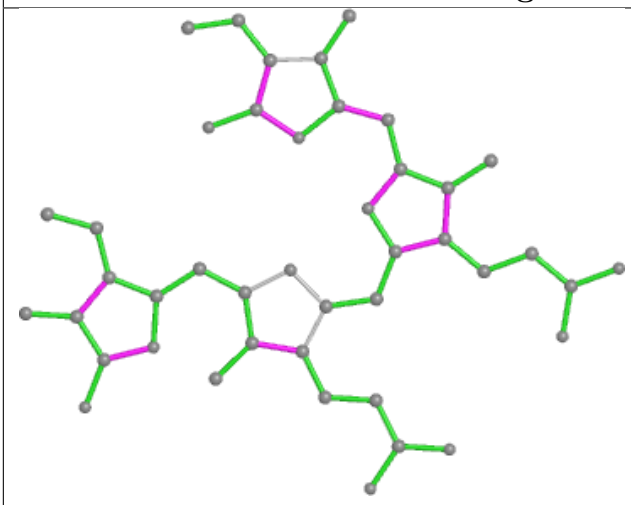

Bond lengths

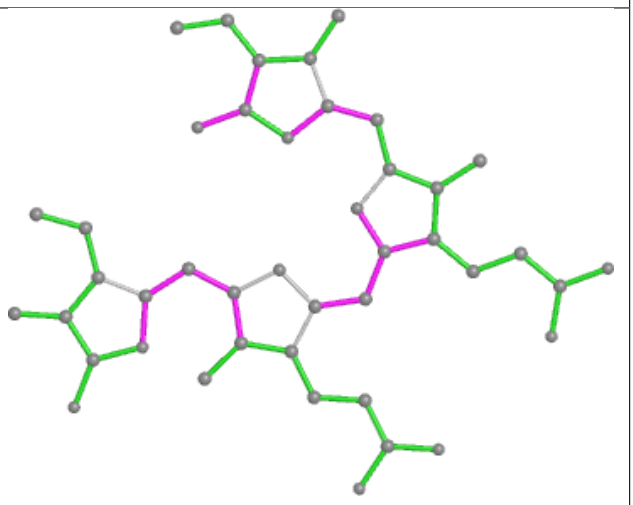

Bond angles

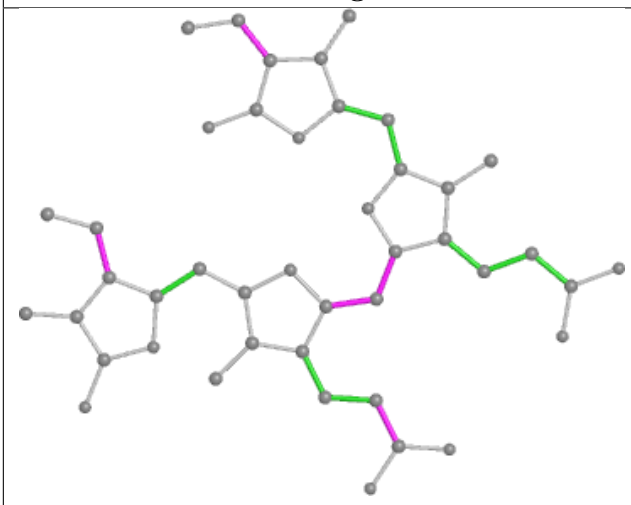

Torsions

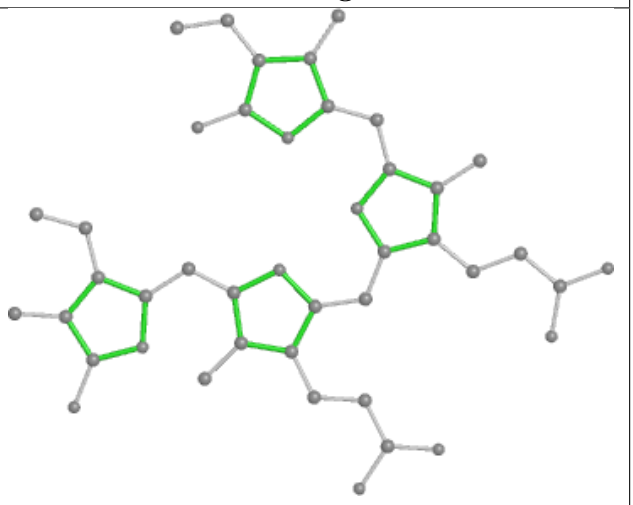

Rings

Ligand PEB i2 202

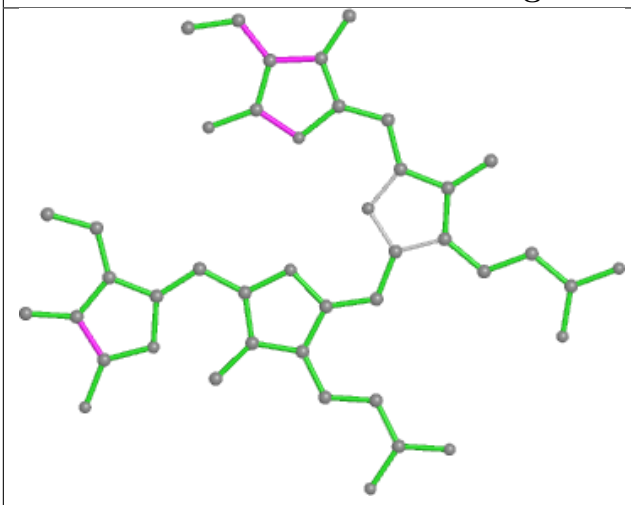

Bond lengths

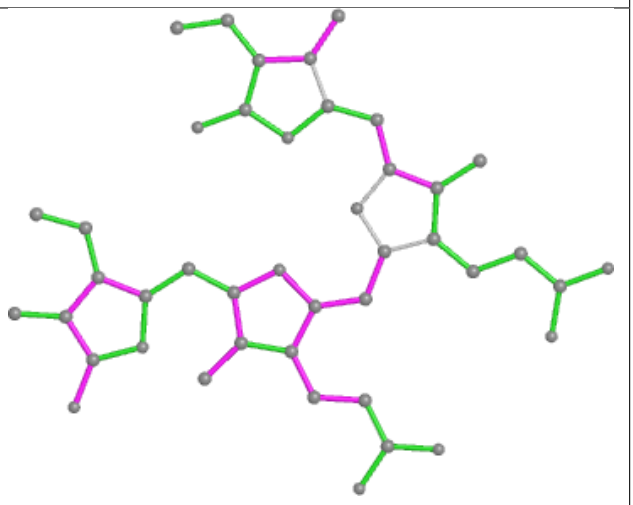

Bond angles

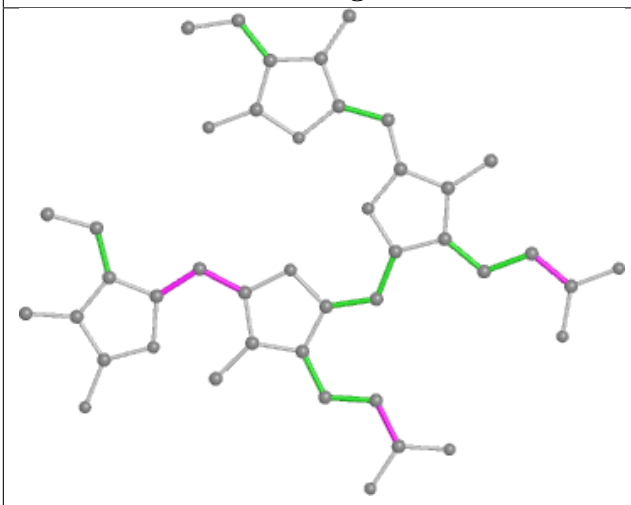

Torsions

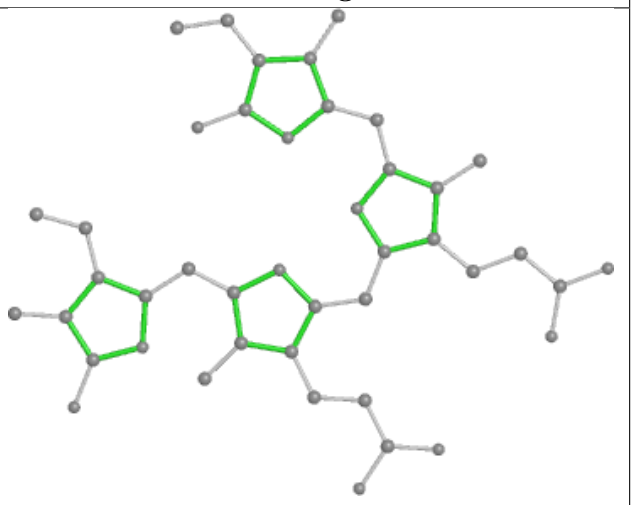

Rings

Ligand PUB dw 406

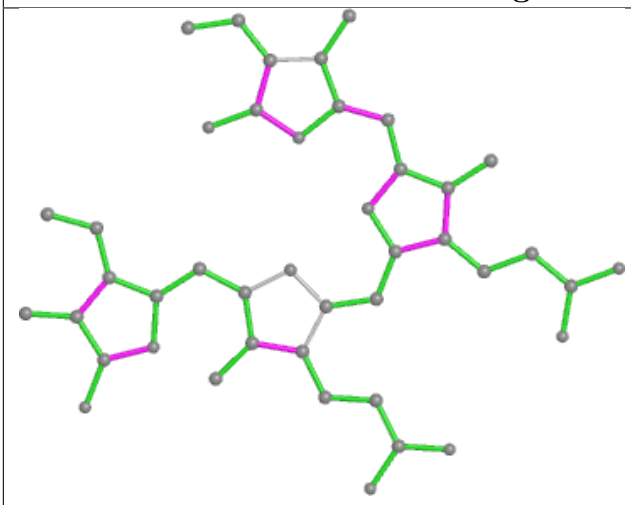

Bond lengths

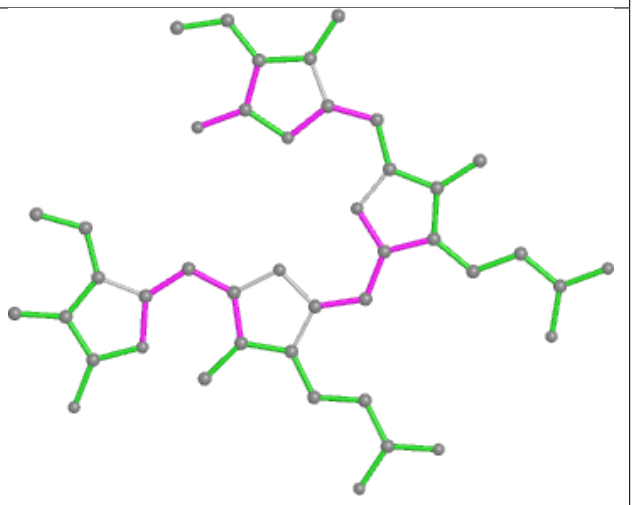

Bond angles

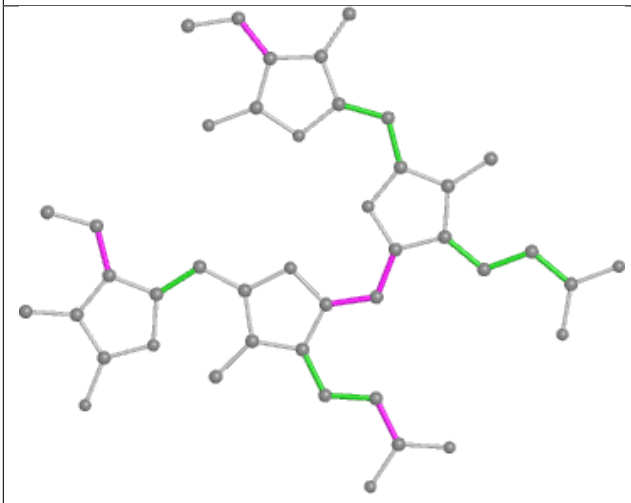

Torsions

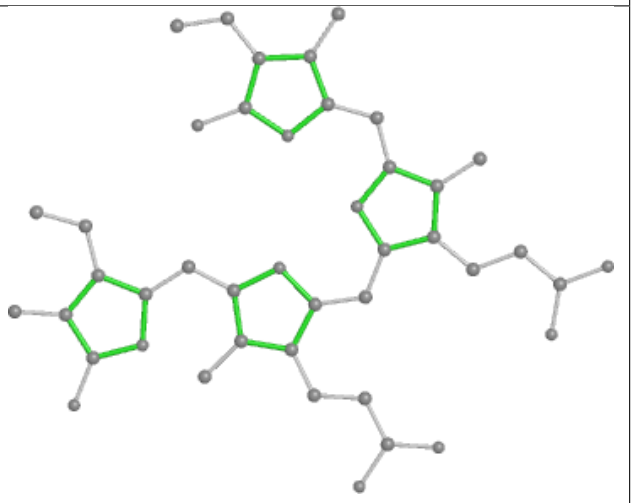

Rings

Ligand PEB dC 201

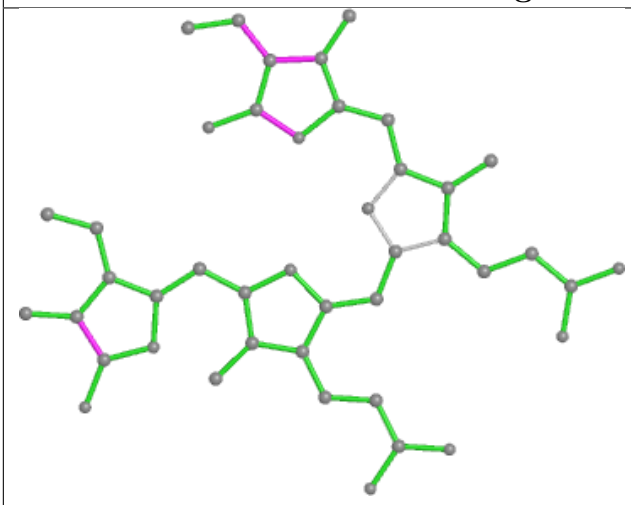

Bond lengths

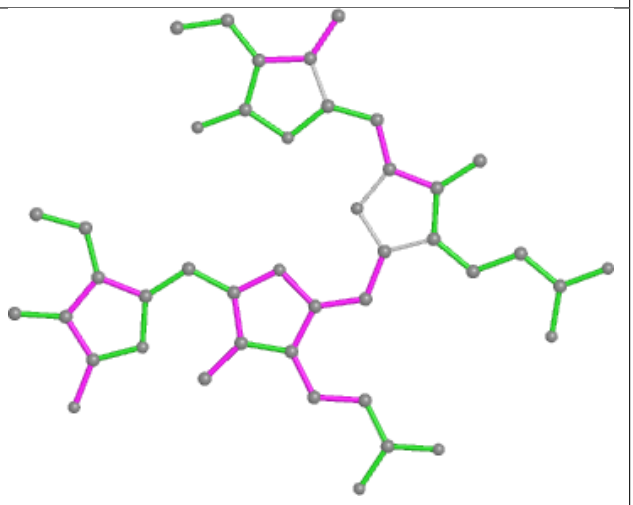

Bond angles

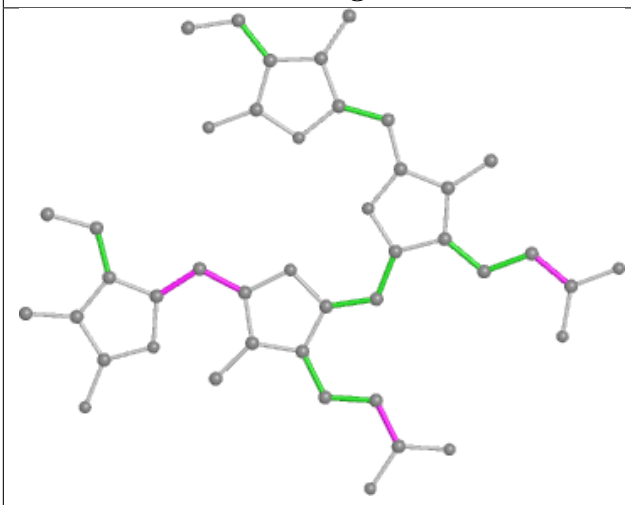

Torsions

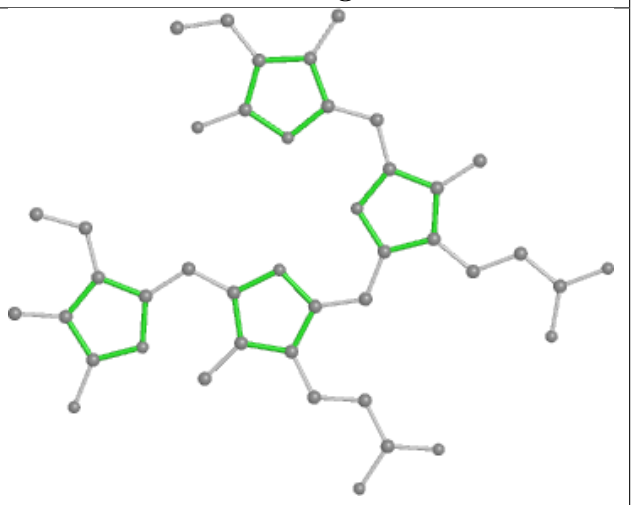

Rings

Ligand PEB j3 201

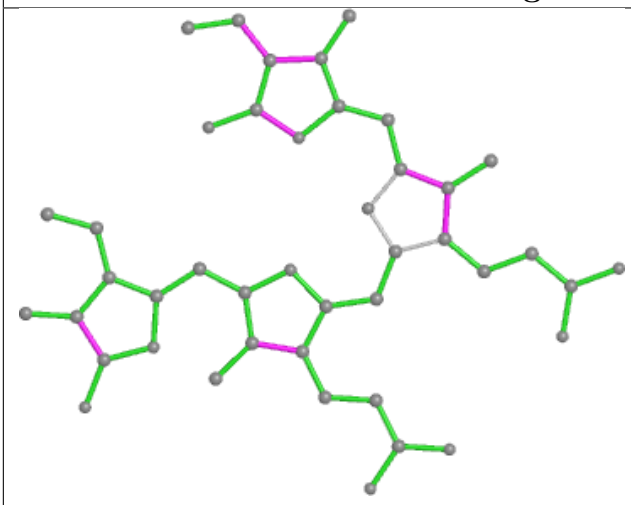

Bond lengths

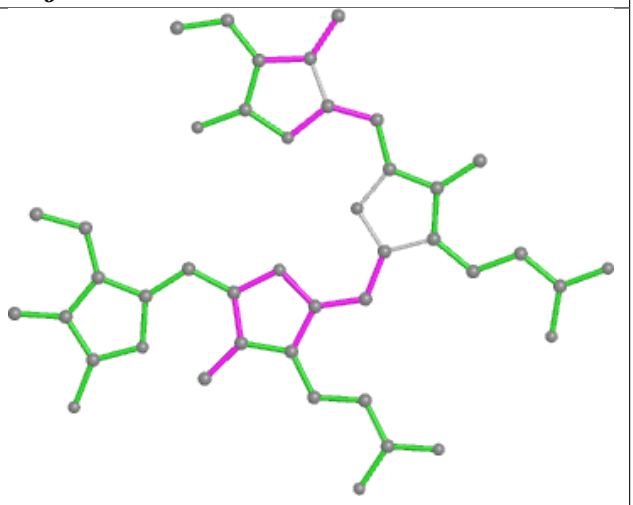

Bond angles

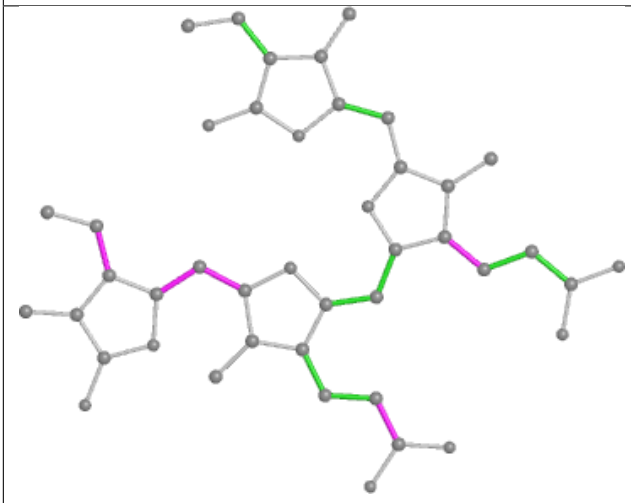

Torsions

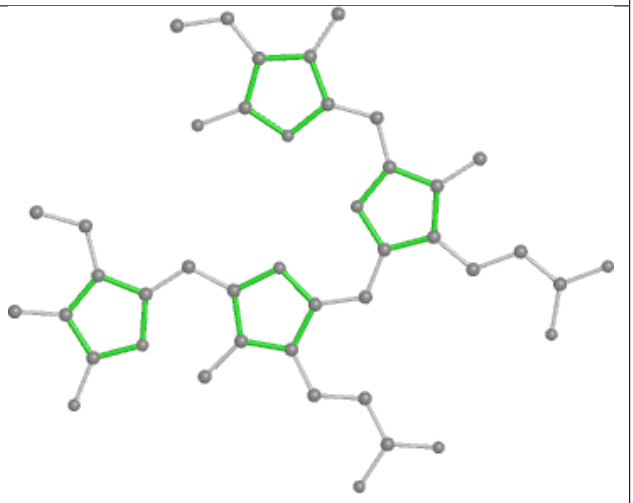

Rings

Ligand PEB eV 201

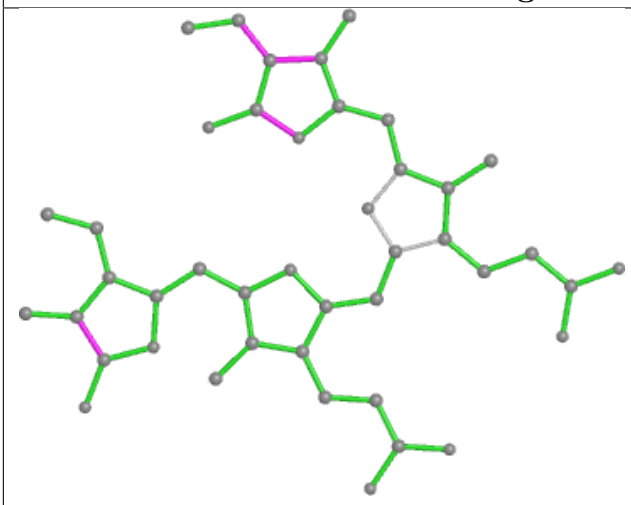

Bond lengths

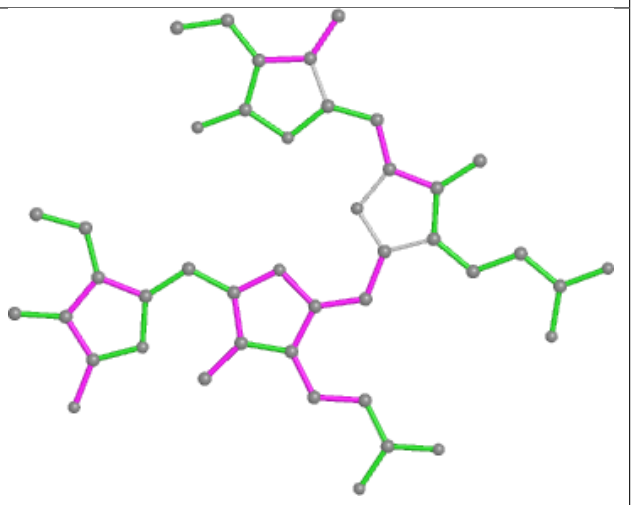

Bond angles

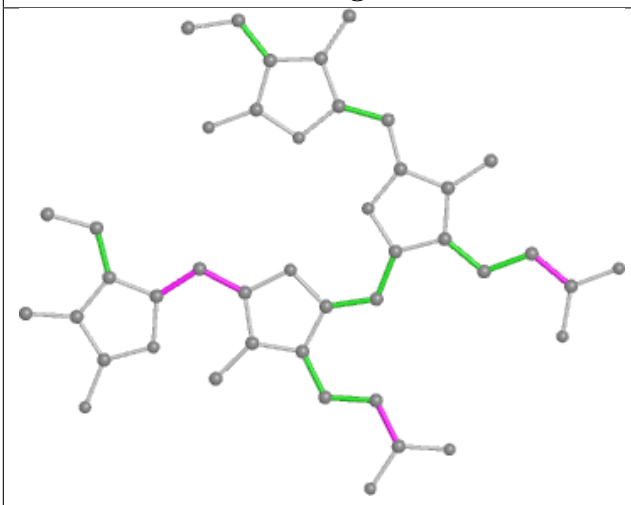

Torsions

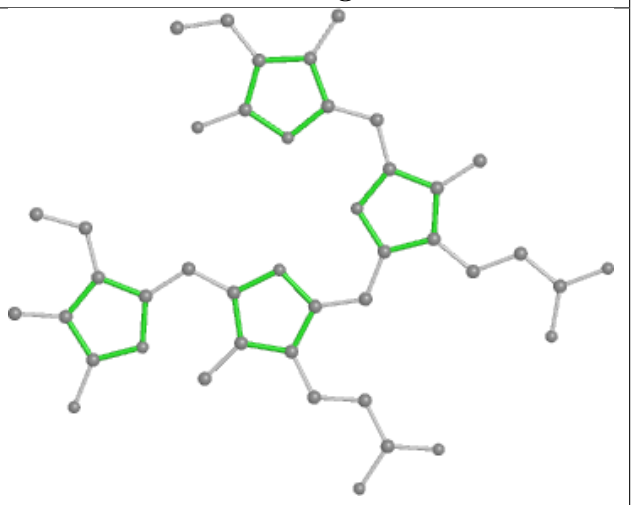

Rings

Ligand PEB f5 201

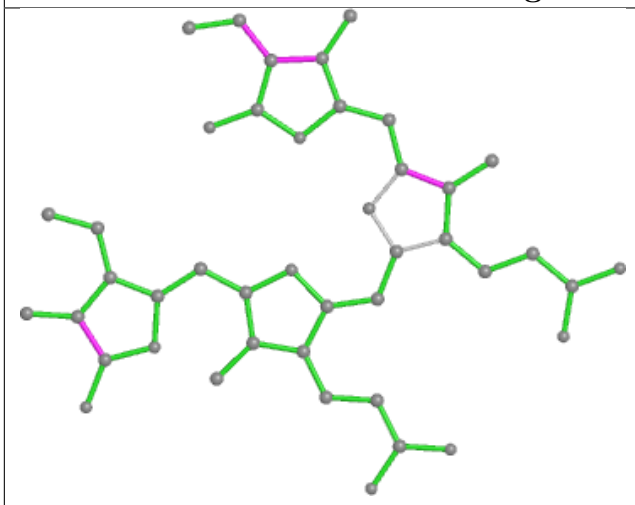

Bond lengths

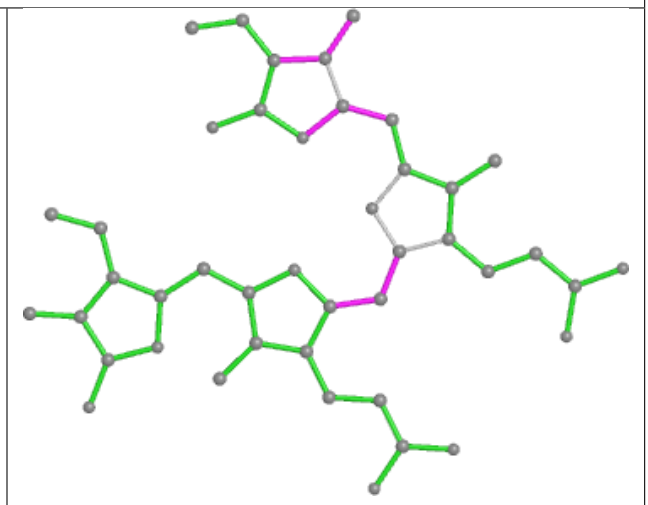

Bond angles

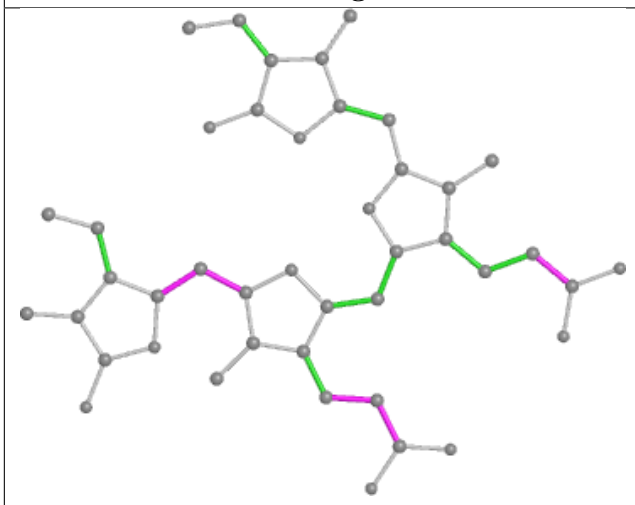

Torsions

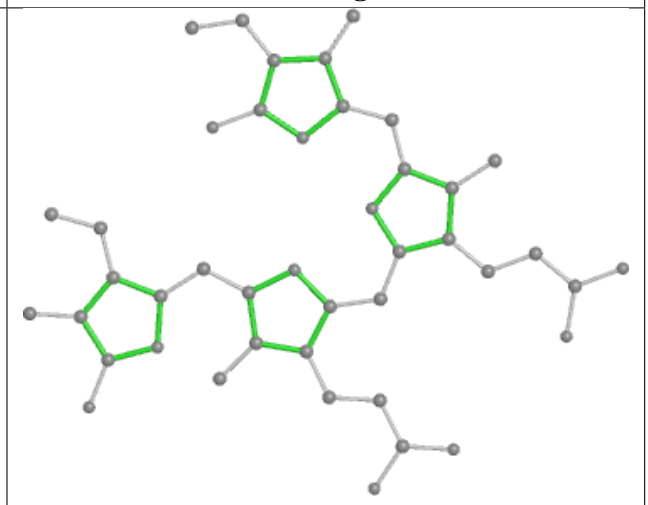

Rings

Ligand PEB Q4 202

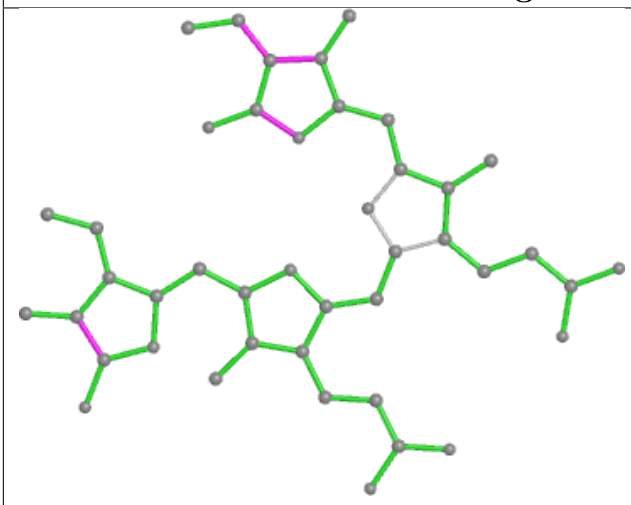

Bond lengths

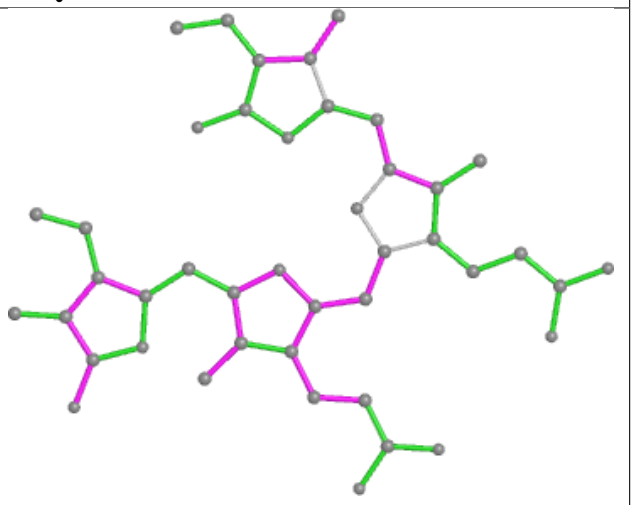

Bond angles

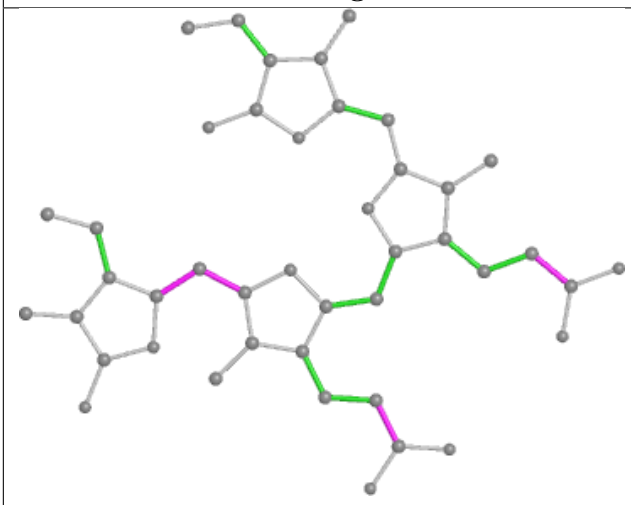

Torsions

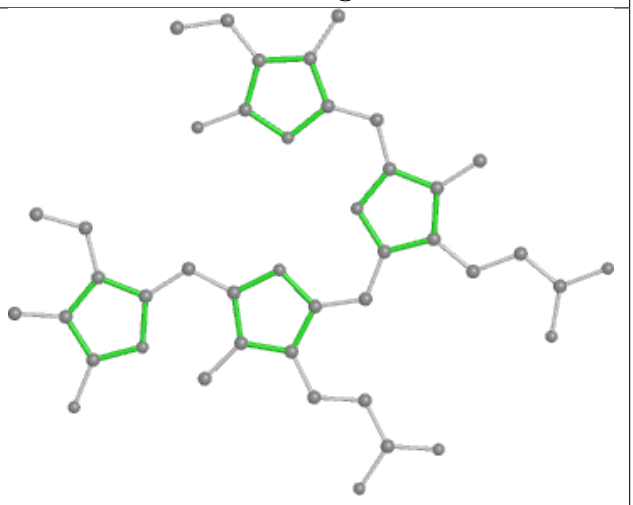

Rings

Ligand PEB Y6 202

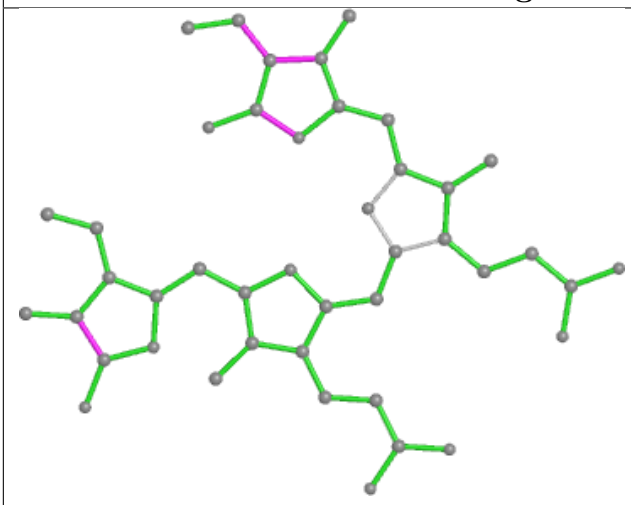

Bond lengths

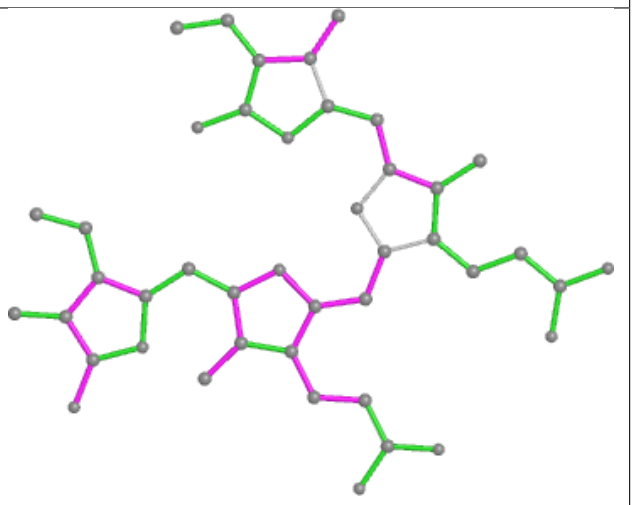

Bond angles

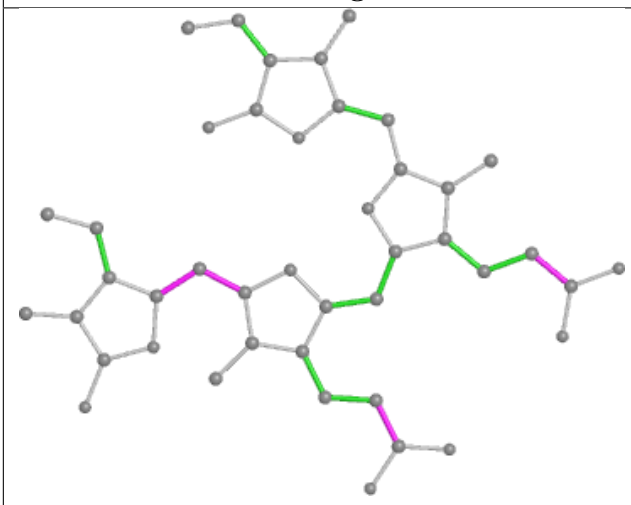

Torsions

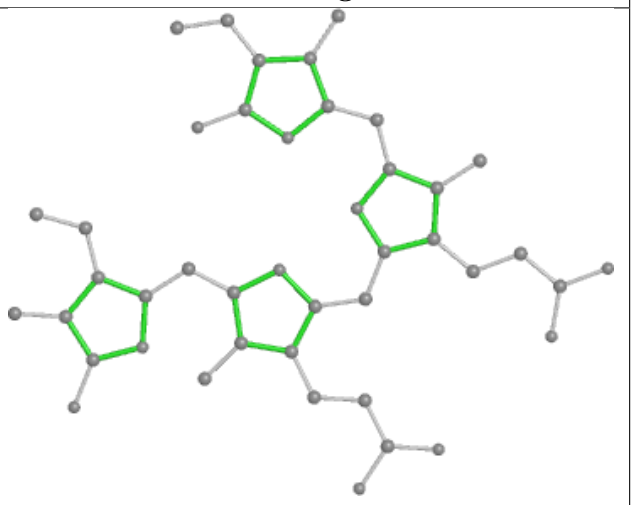

Rings

Ligand PEB Z5 302

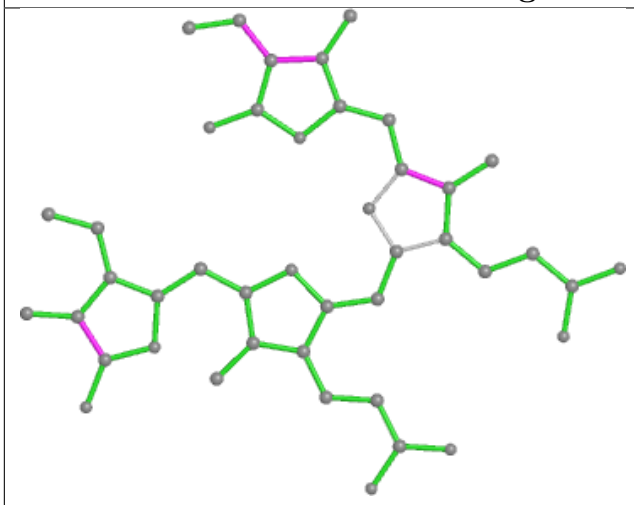

Bond lengths

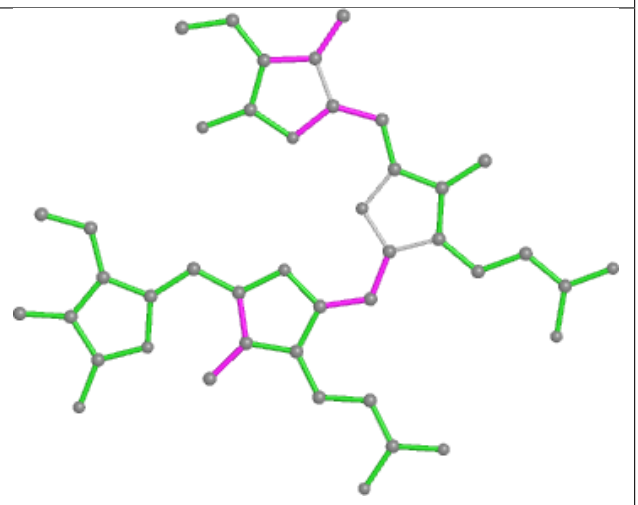

Bond angles

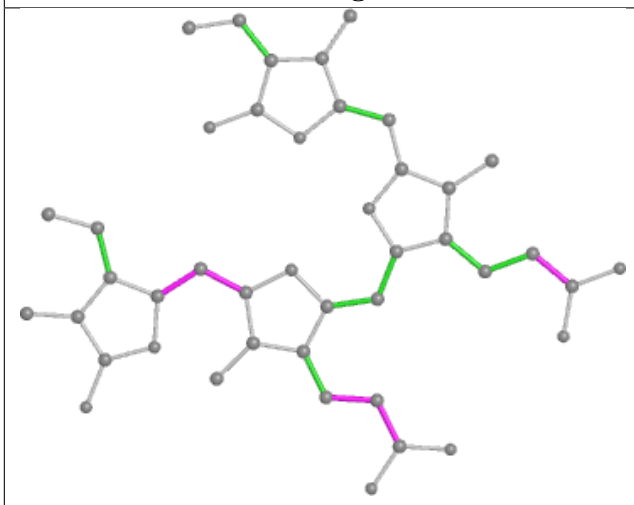

Torsions

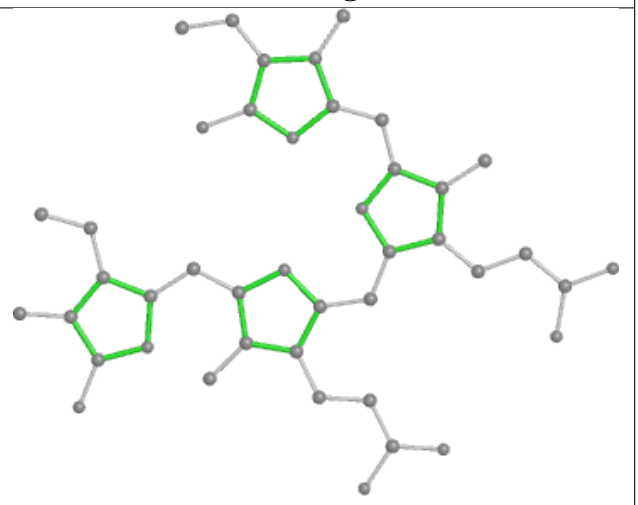

Rings

Ligand PEB cw 202

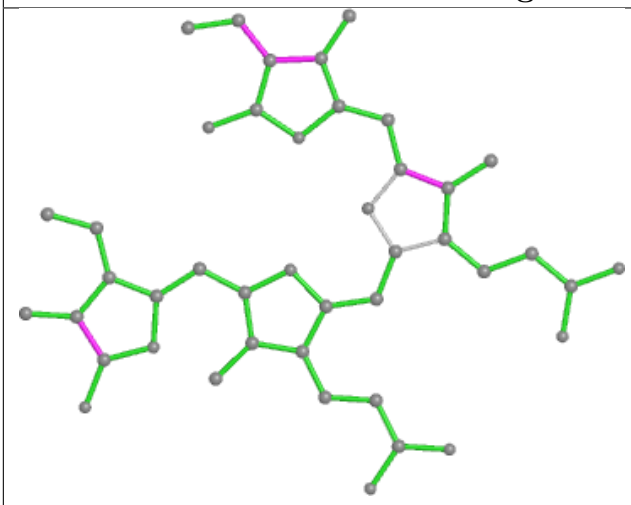

Bond lengths

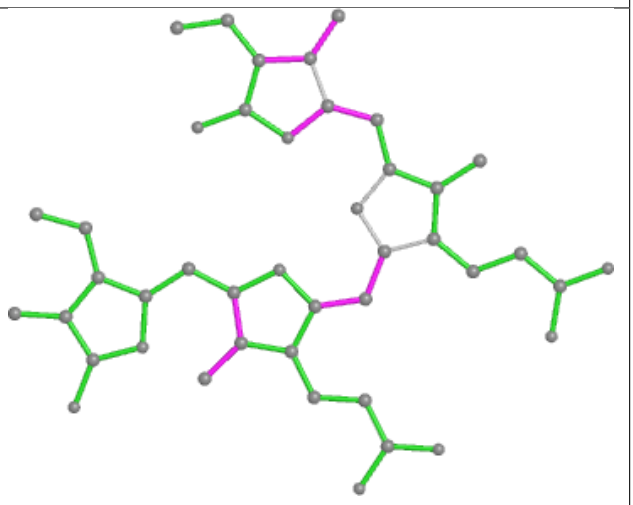

Bond angles

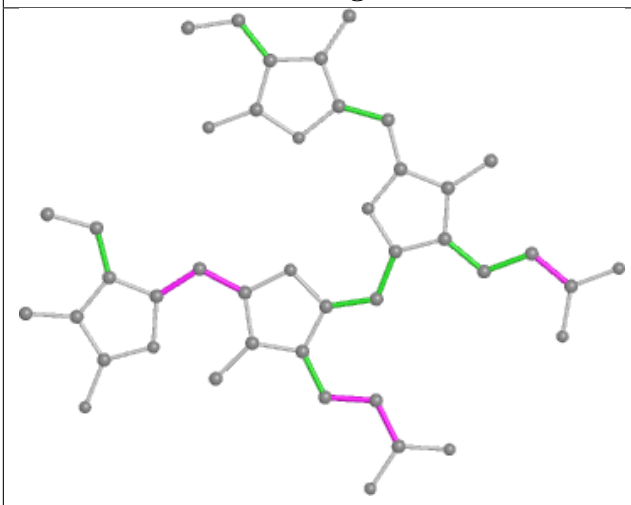

Torsions

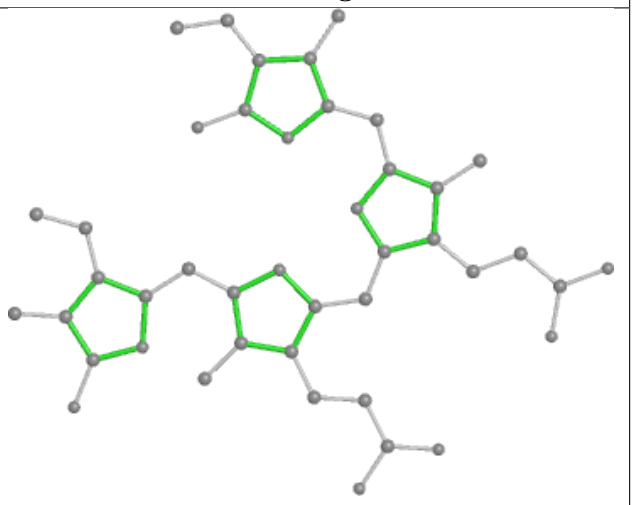

Rings

Ligand PEB kU 1002

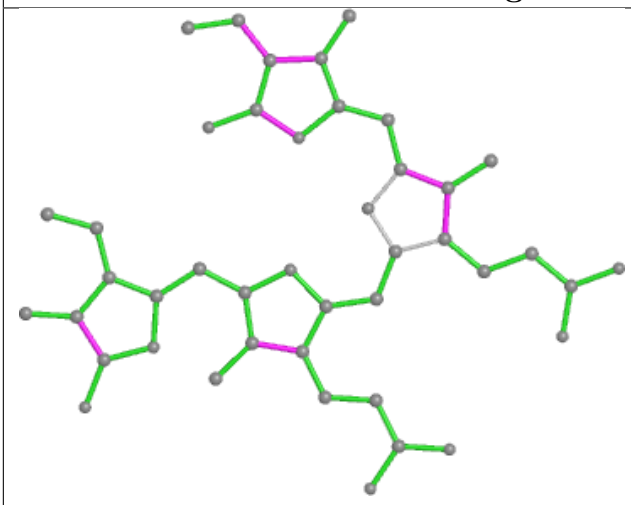

Bond lengths

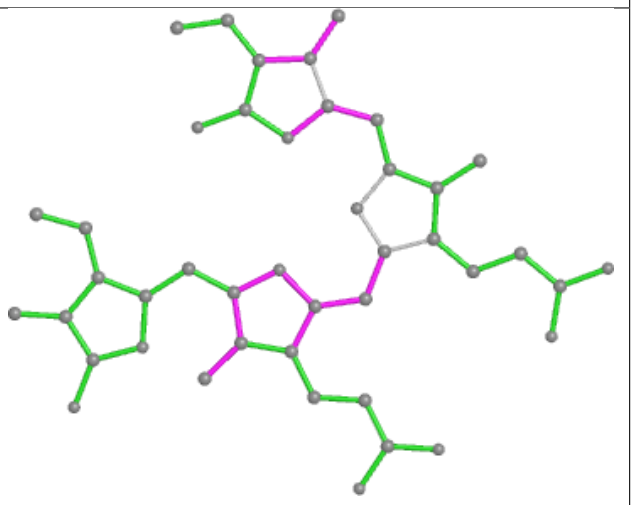

Bond angles

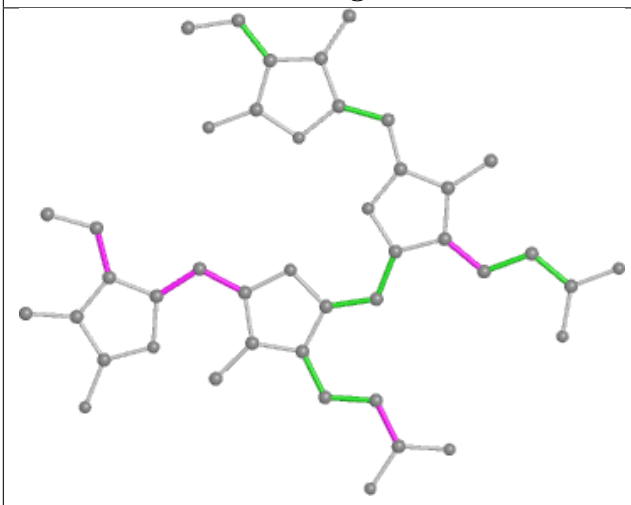

Torsions

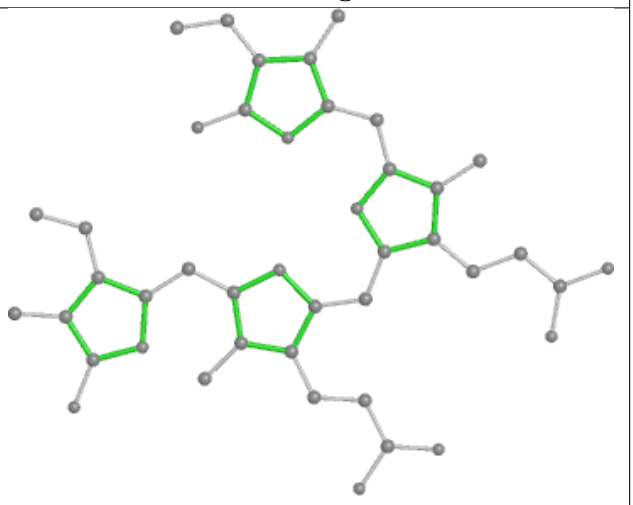

Rings

Ligand PEB cy 1002

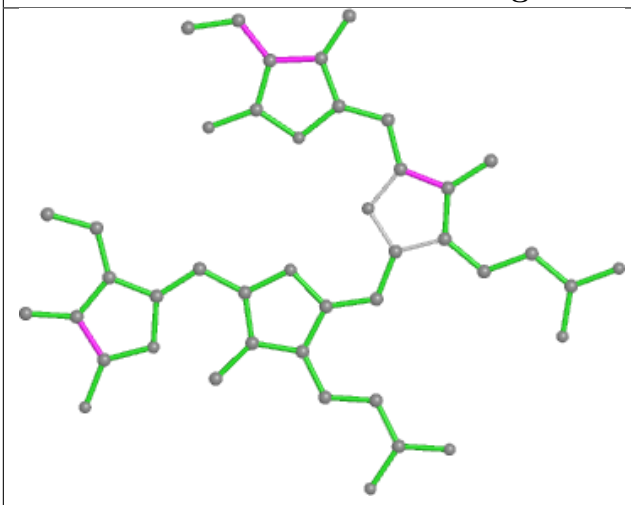

Bond lengths

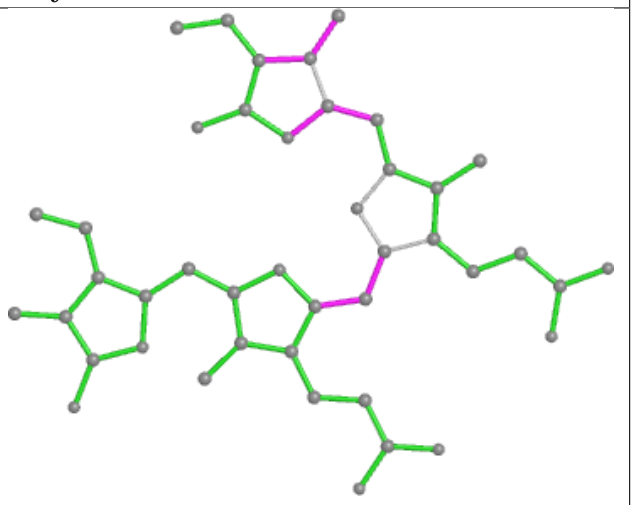

Bond angles

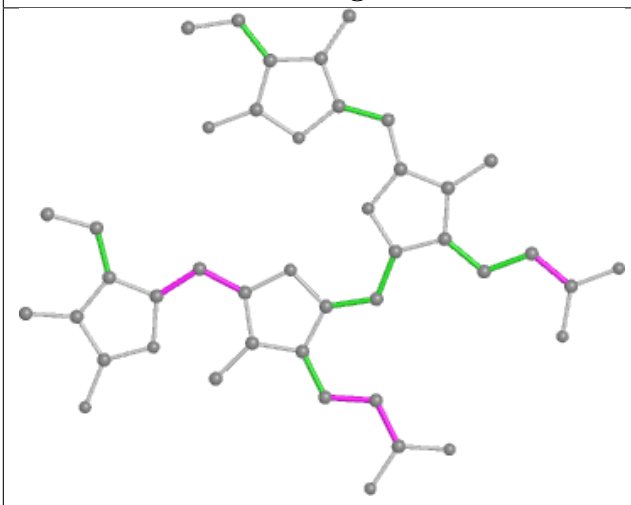

Torsions

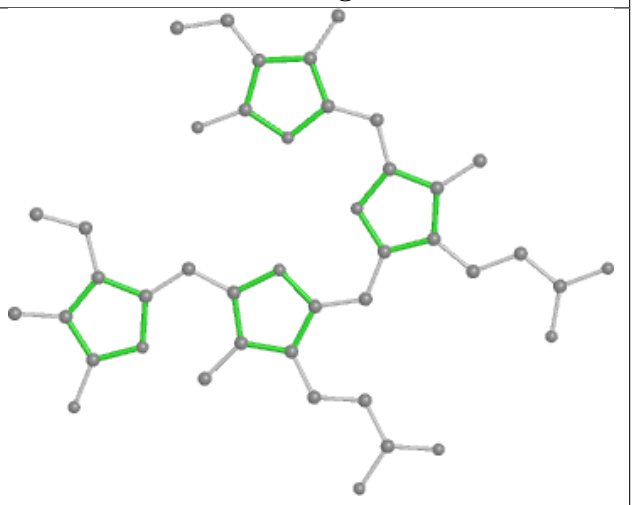

Rings

Ligand PEB hK 201

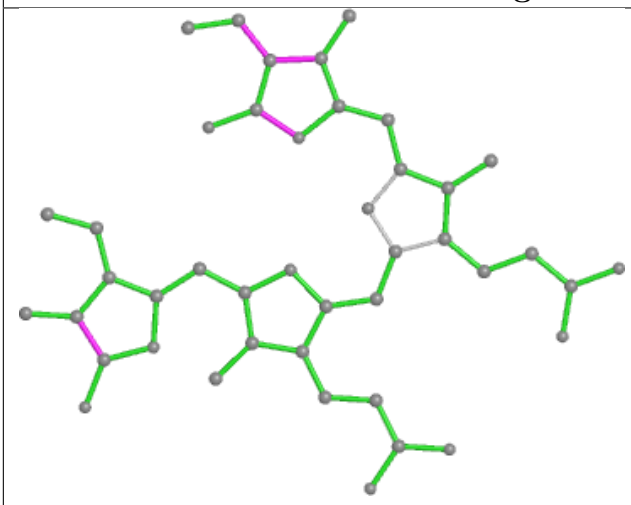

Bond lengths

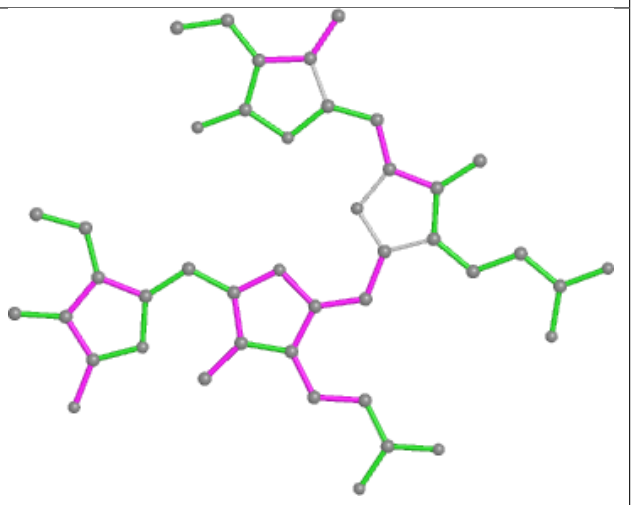

Bond angles

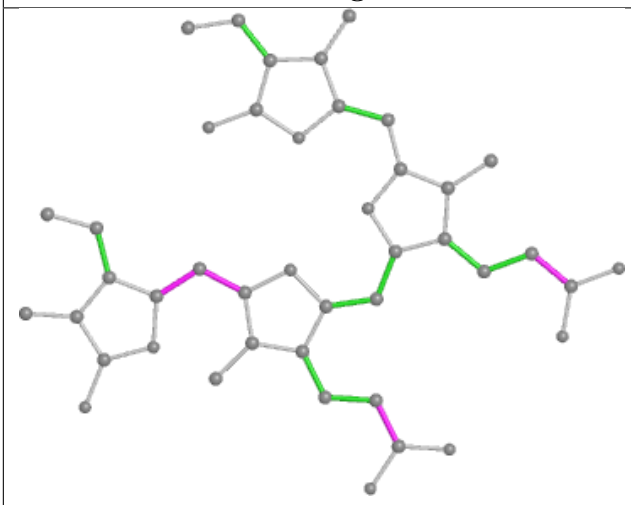

Torsions

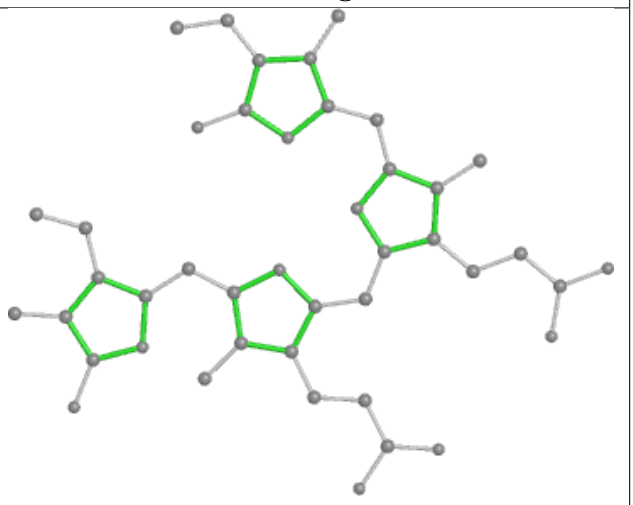

Rings

Ligand PUB F4 203

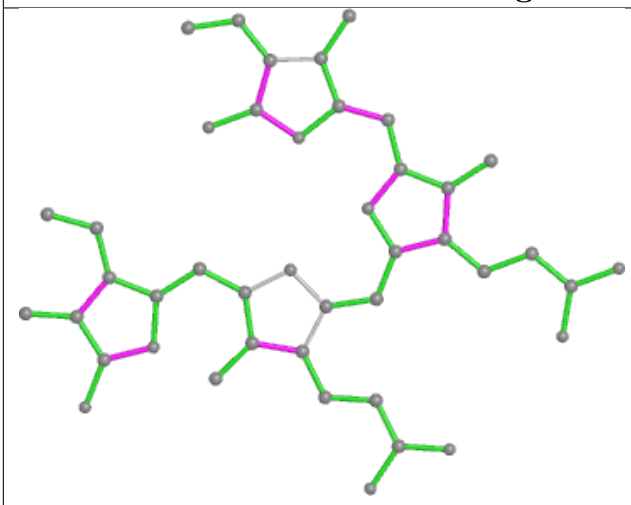

Bond lengths

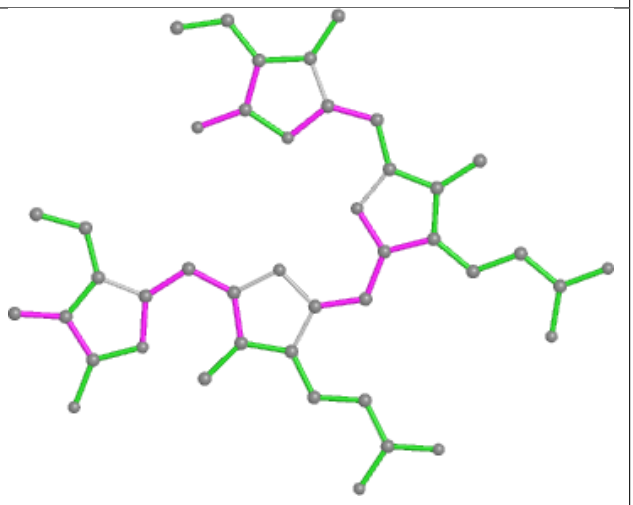

Bond angles

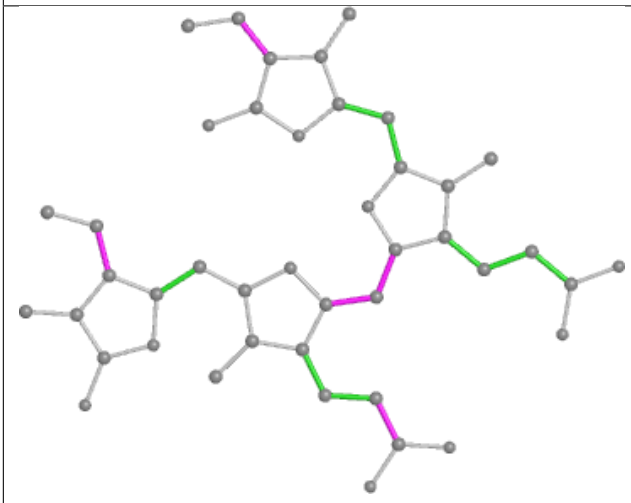

Torsions

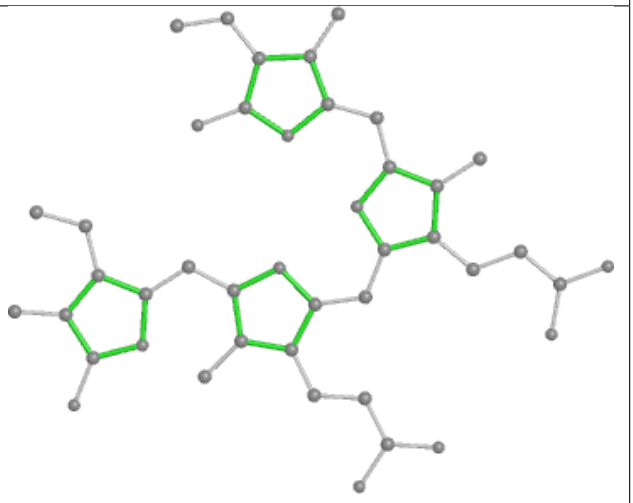

Rings

Ligand PUB F5 203

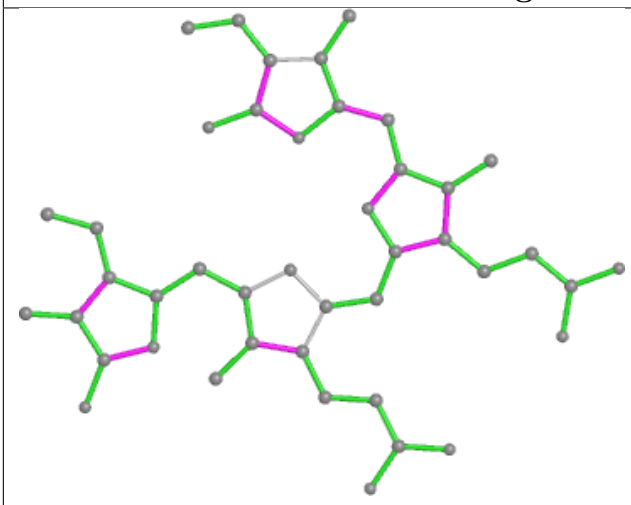

Bond lengths

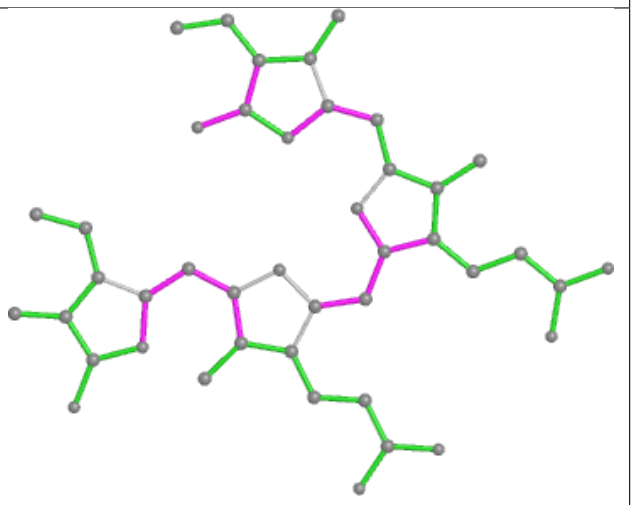

Bond angles

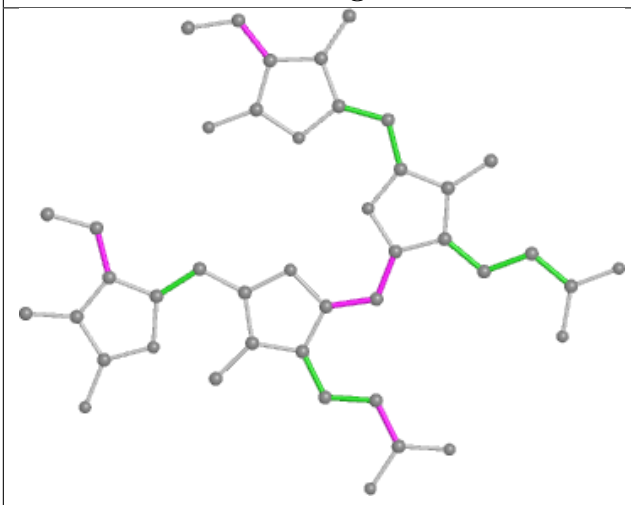

Torsions

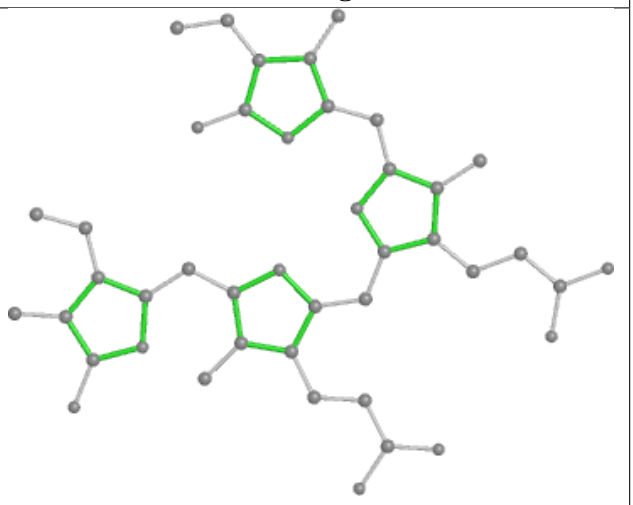

Rings

Ligand PUB bp 202

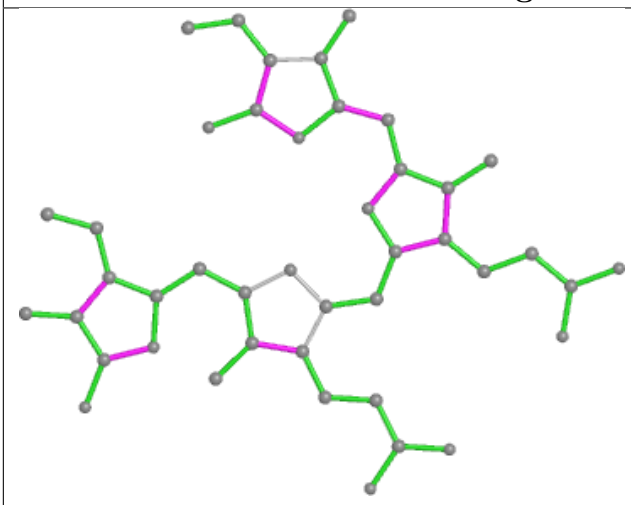

Bond lengths

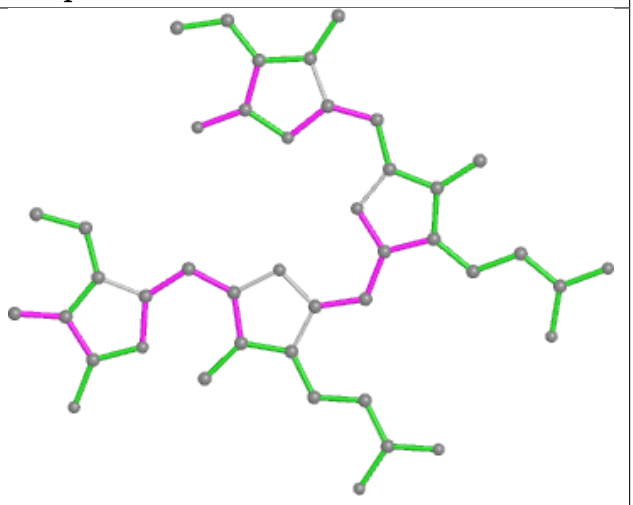

Bond angles

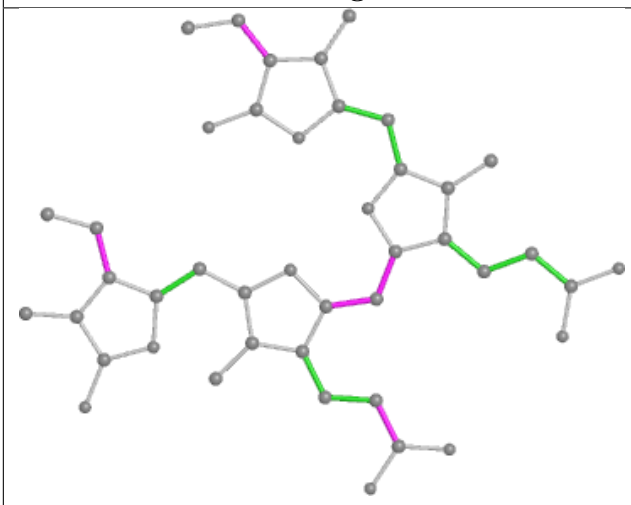

Torsions

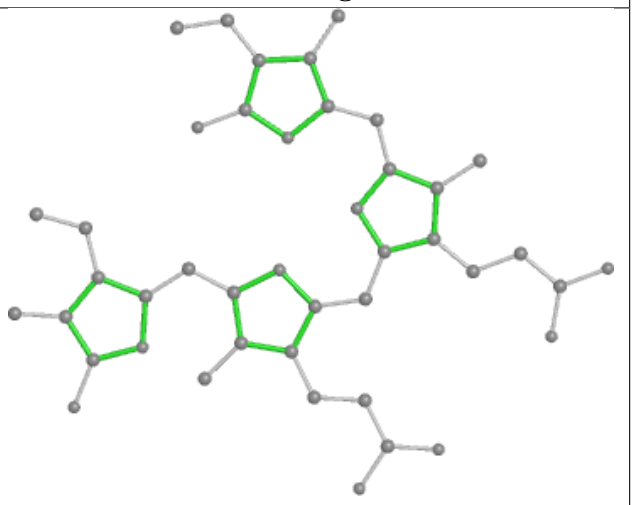

Rings

Ligand PUB V2 203

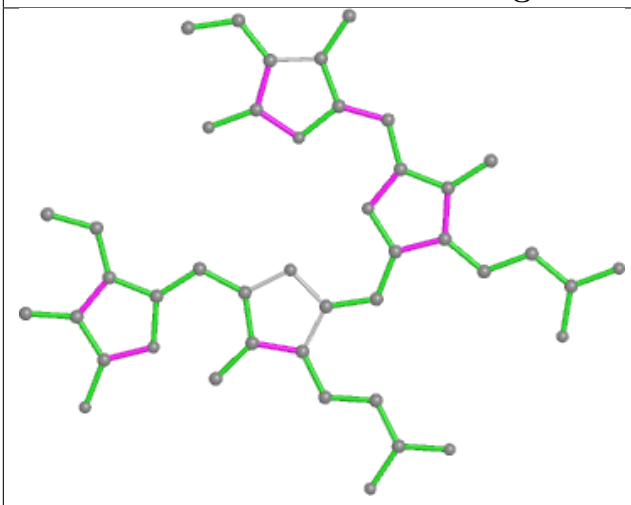

Bond lengths

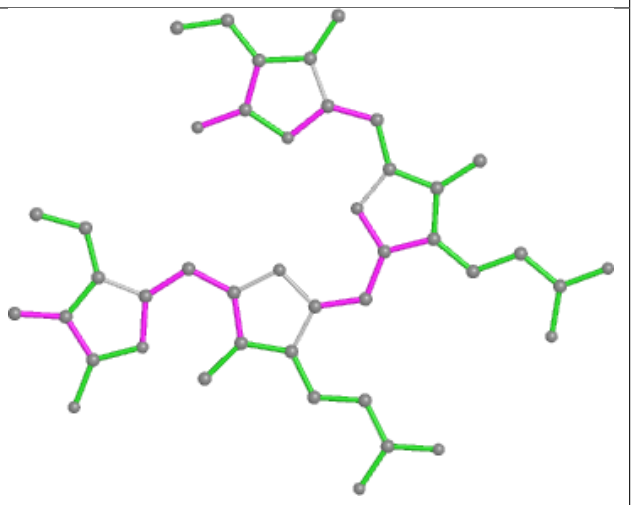

Bond angles

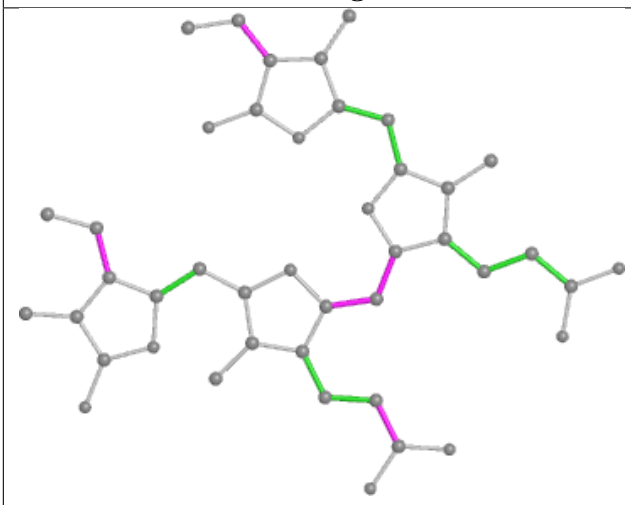

Torsions

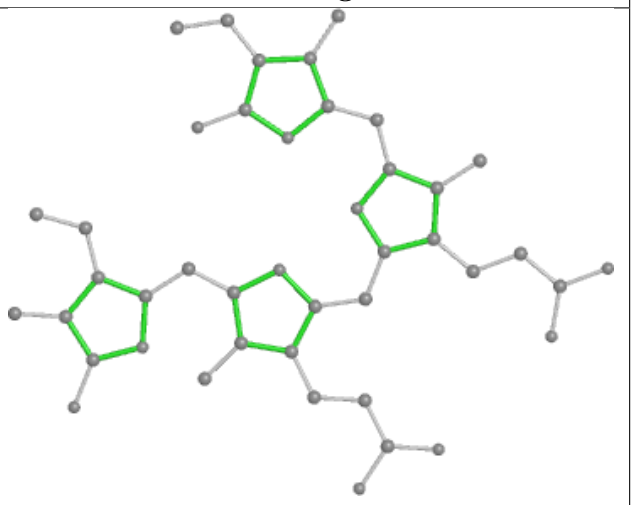

Rings

Ligand PUB dr 203

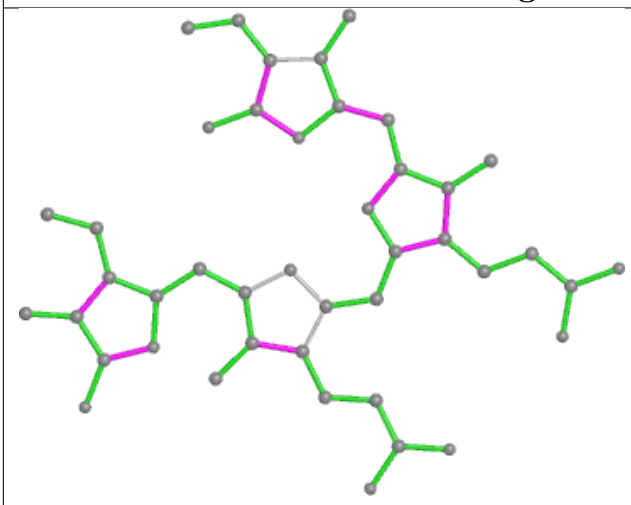

Bond lengths

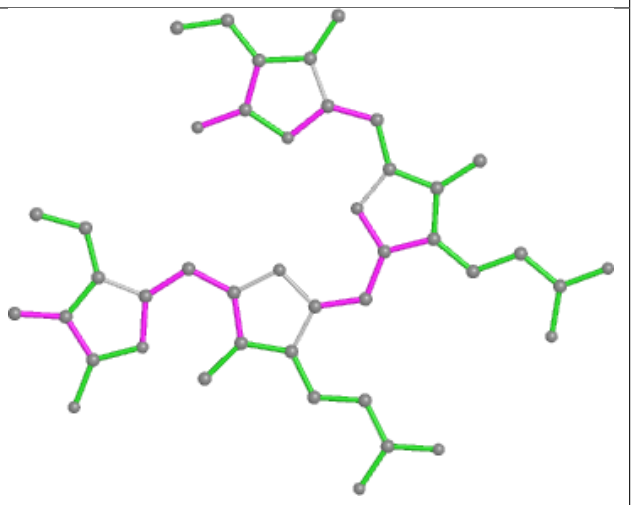

Bond angles

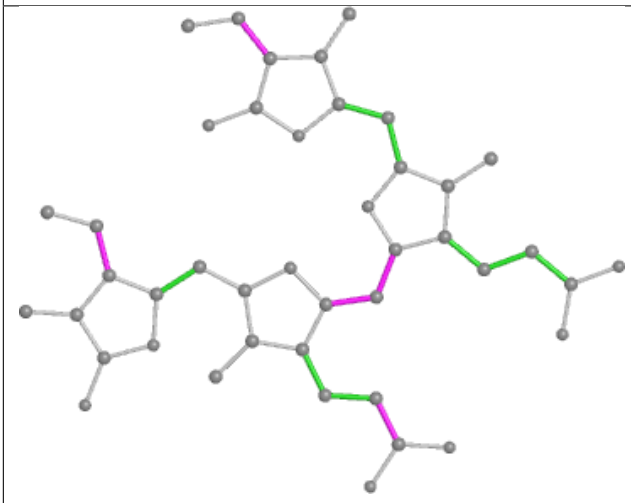

Torsions

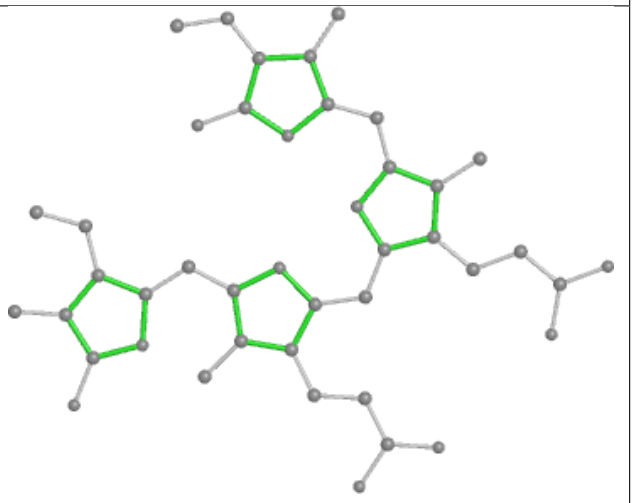

Rings

Ligand PEB aI 202

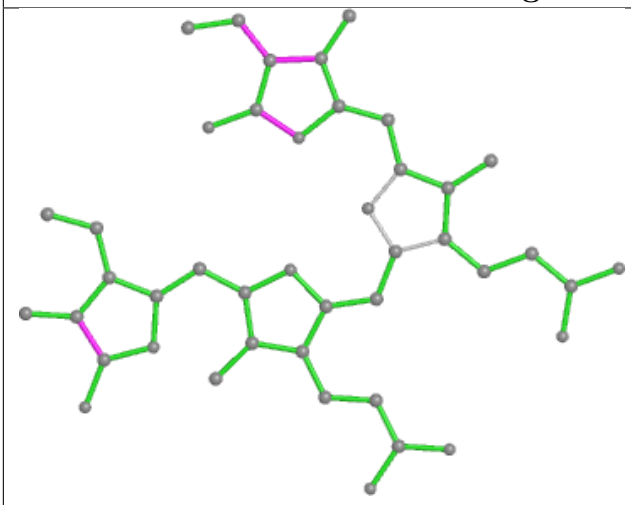

Bond lengths

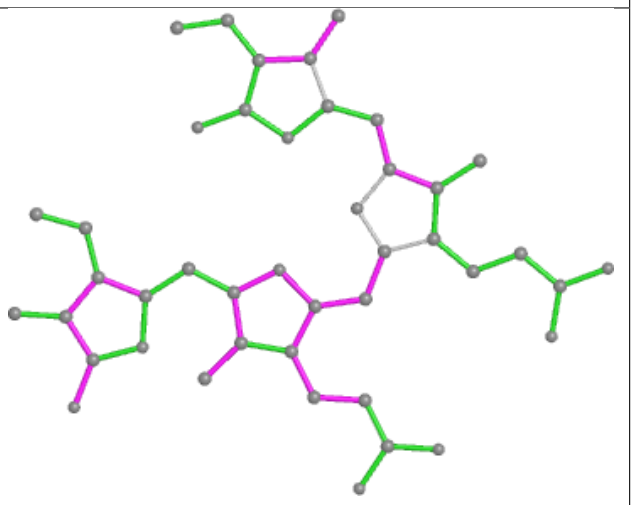

Bond angles

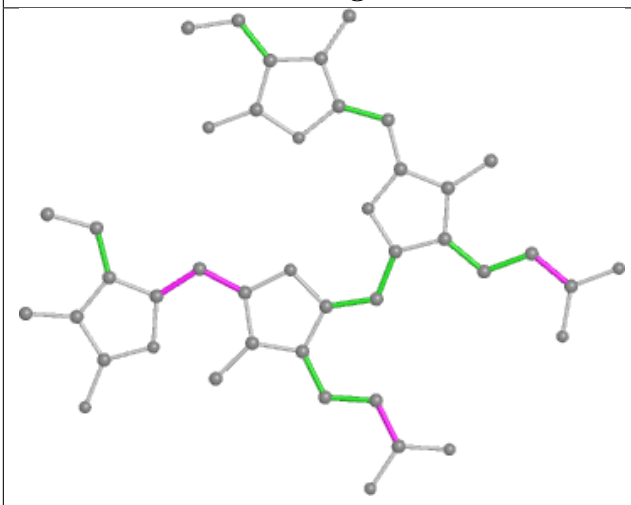

Torsions

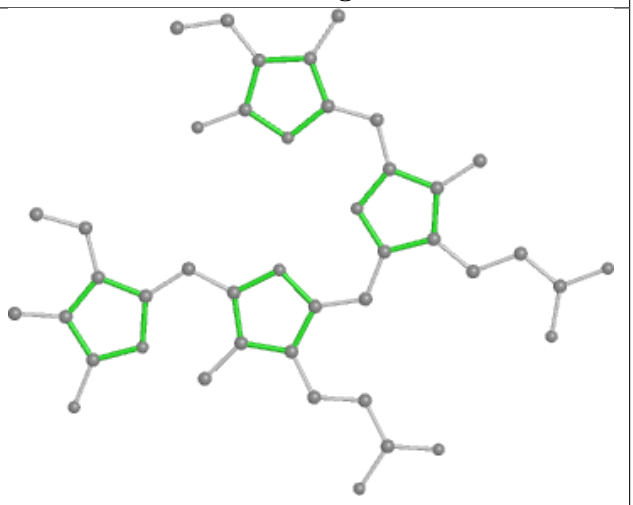

Rings

Ligand PEB aC 202

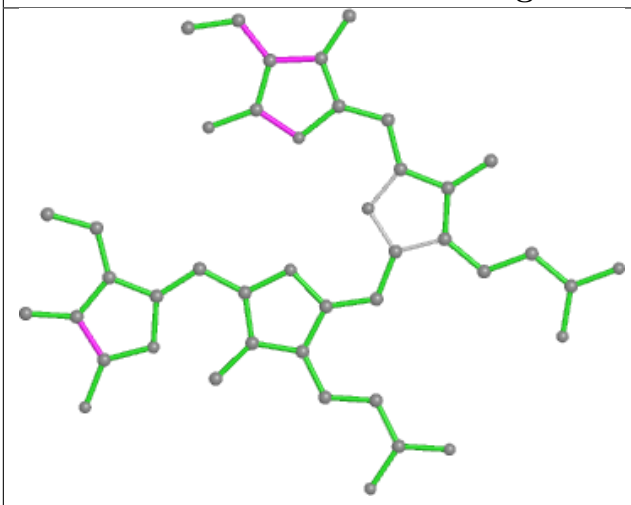

Bond lengths

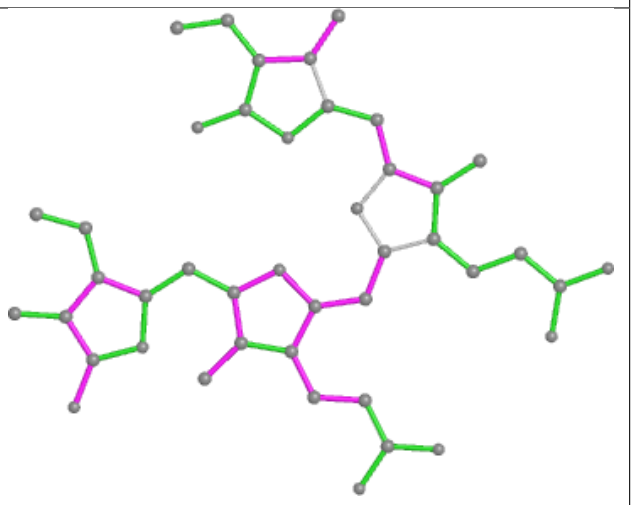

Bond angles

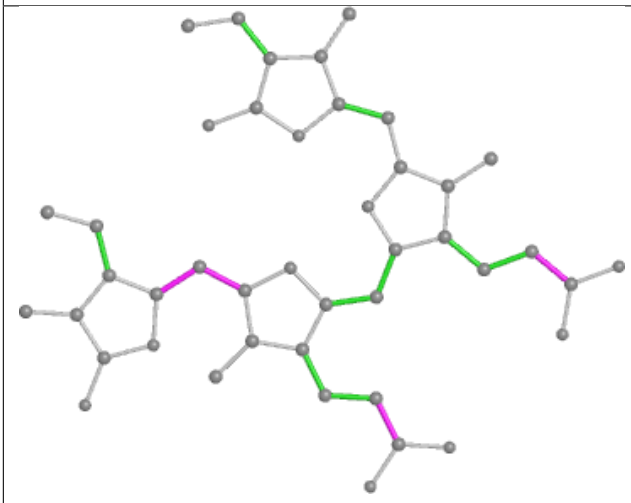

Torsions

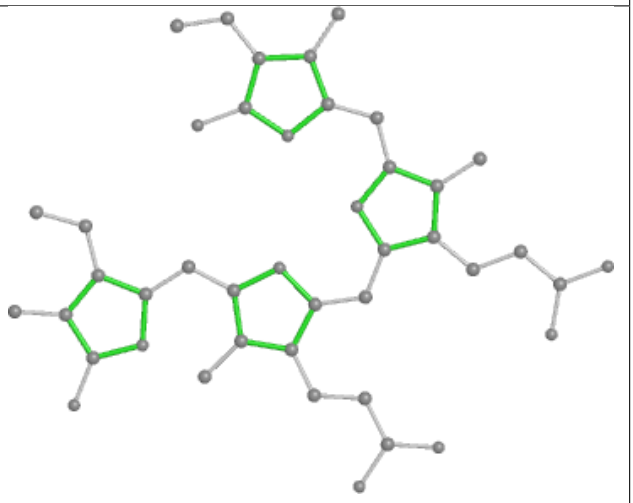

Rings

Ligand PEB bE 201

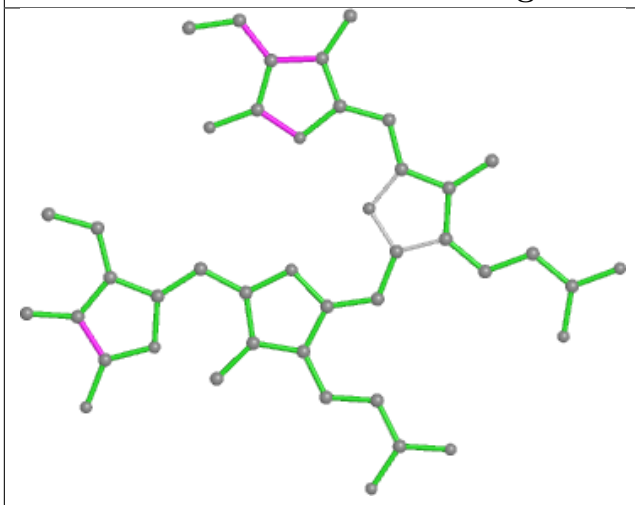

Bond lengths

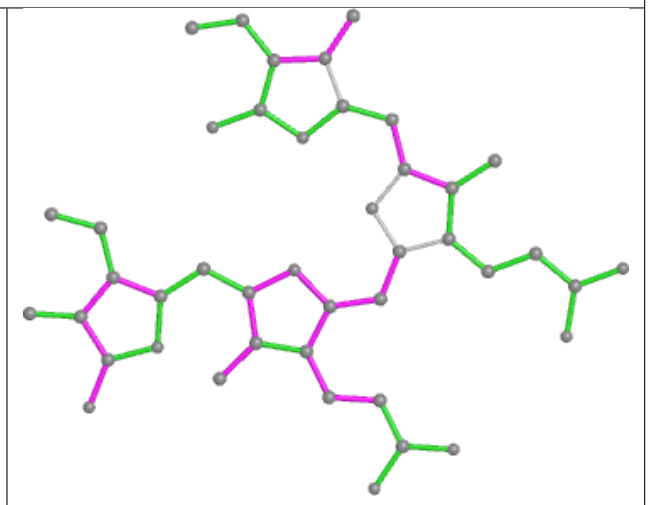

Bond angles

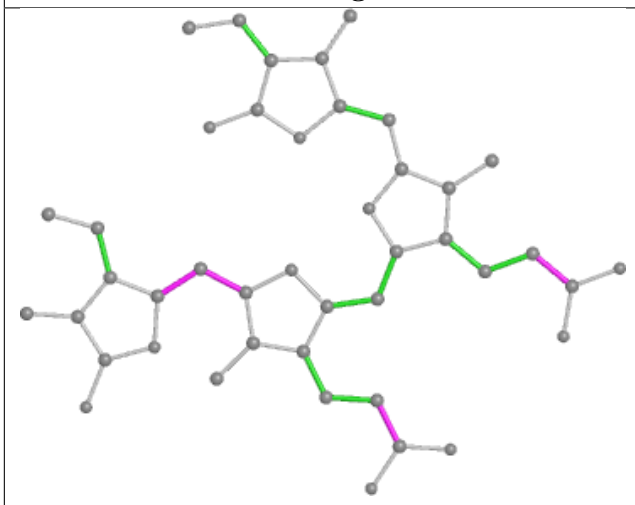

Torsions

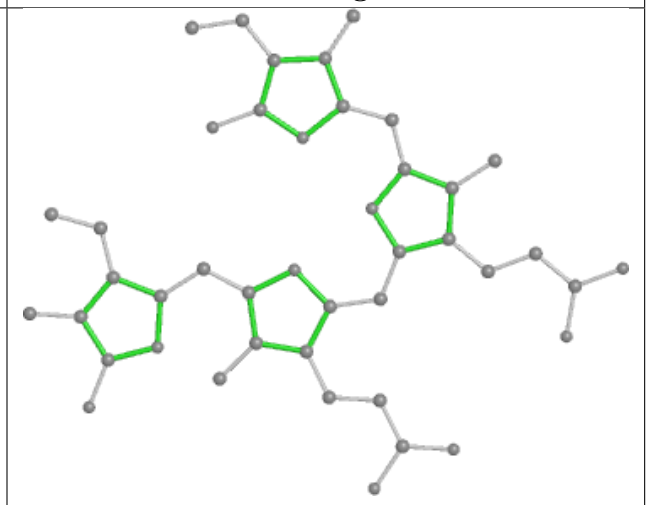

Rings

Ligand PEB jL 1002

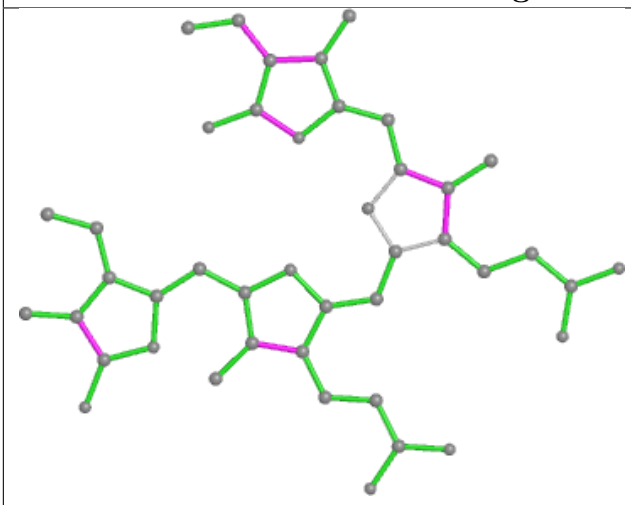

Bond lengths

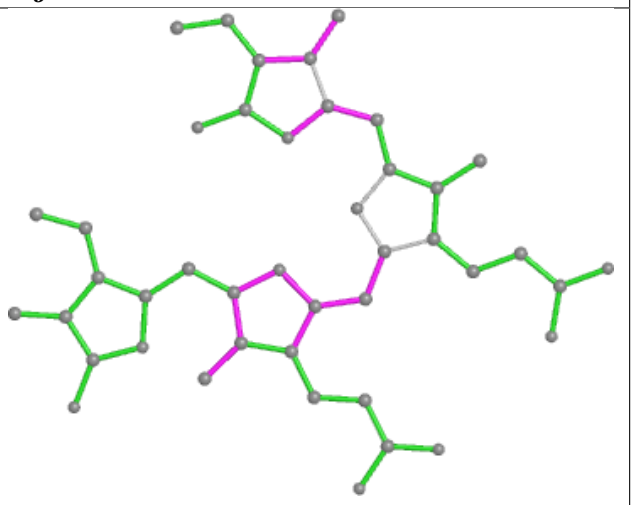

Bond angles

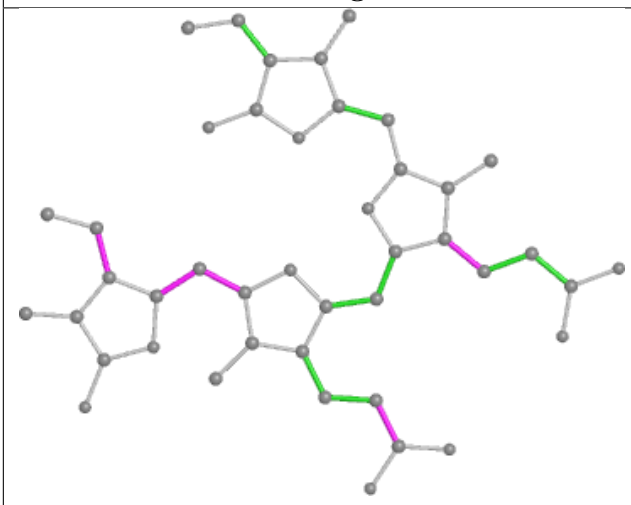

Torsions

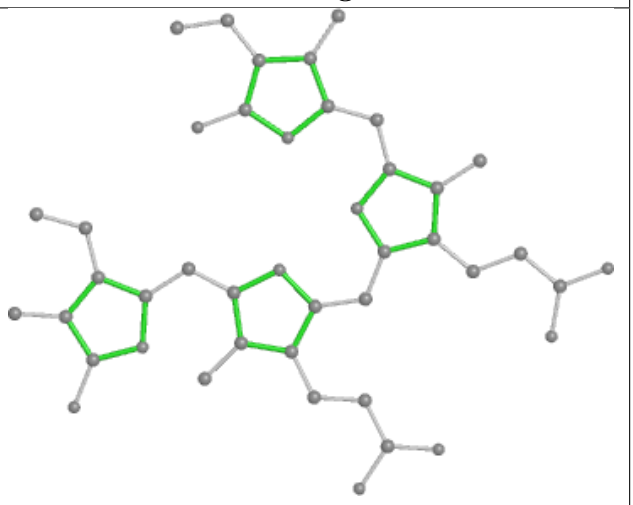

Rings

Ligand PEB V3 201

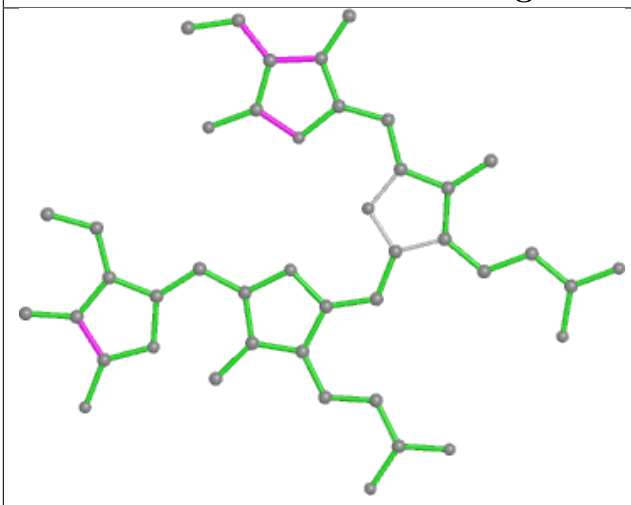

Bond lengths

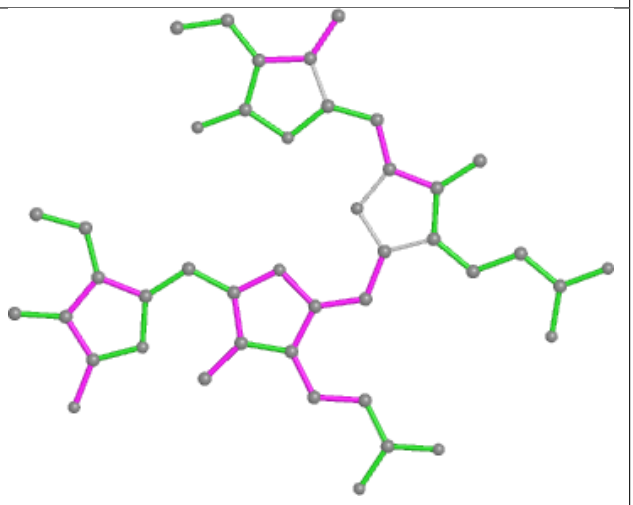

Bond angles

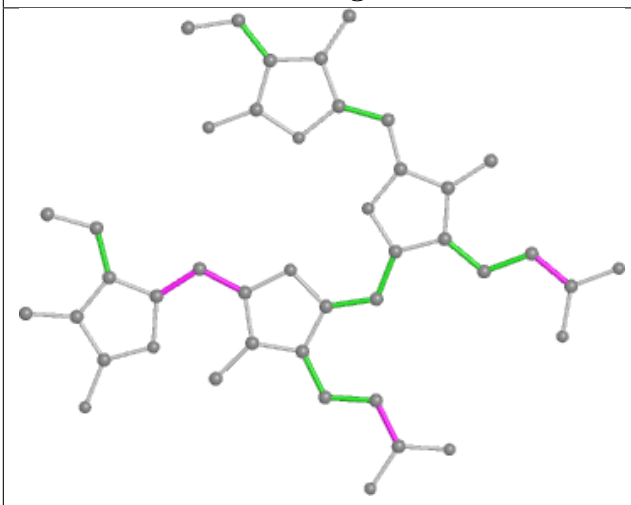

Torsions

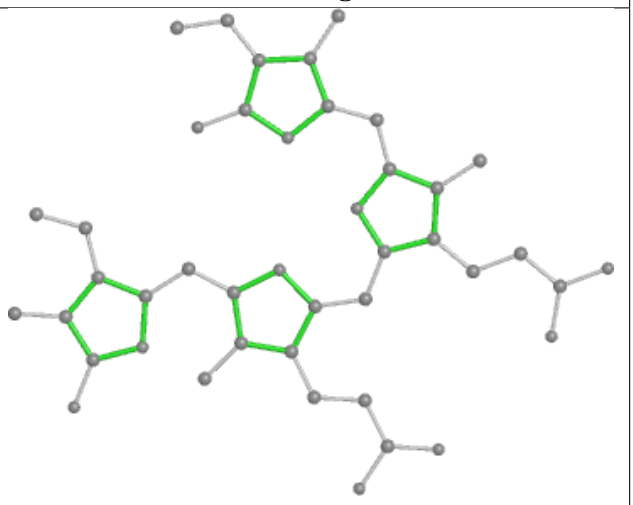

Rings

Ligand PEB dQ 201

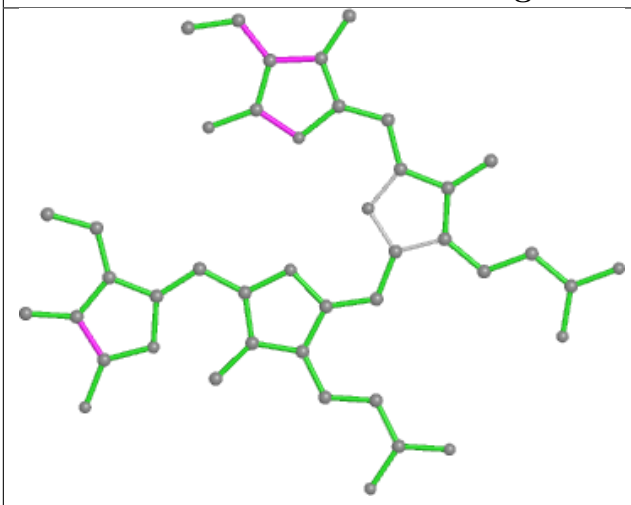

Bond lengths

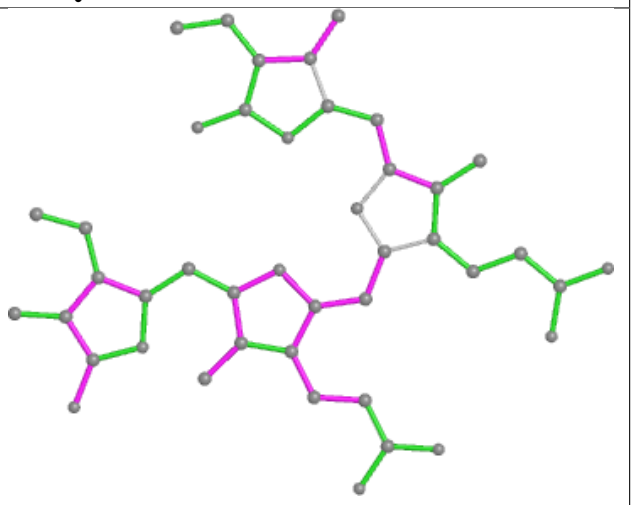

Bond angles

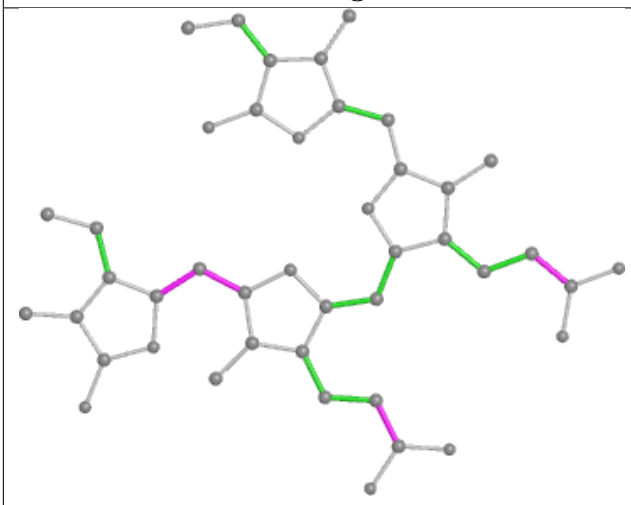

Torsions

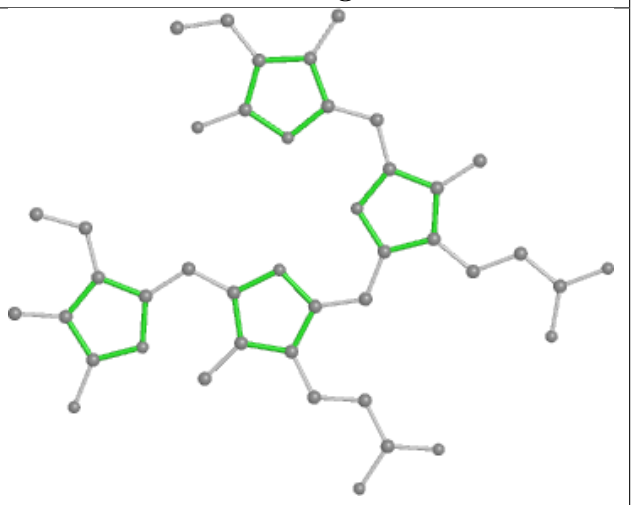

Rings

Ligand PEB dw 401

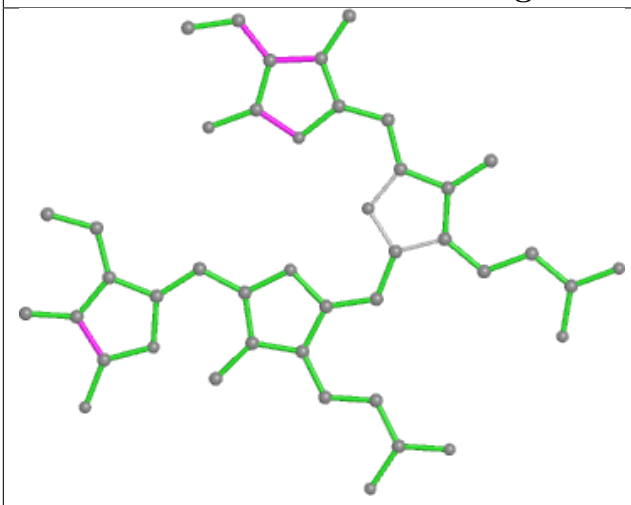

Bond lengths

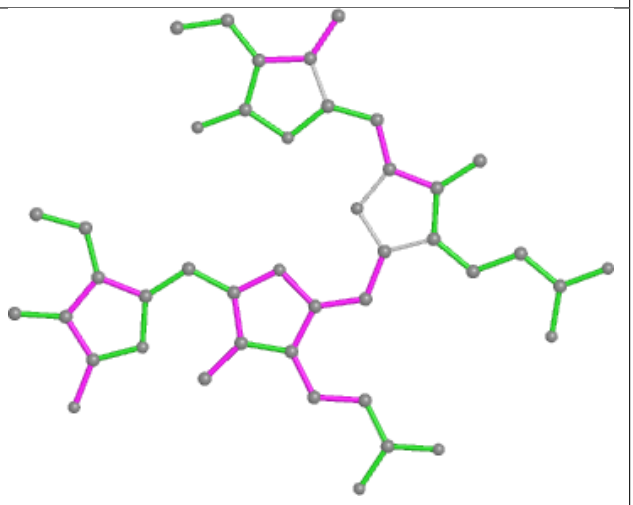

Bond angles

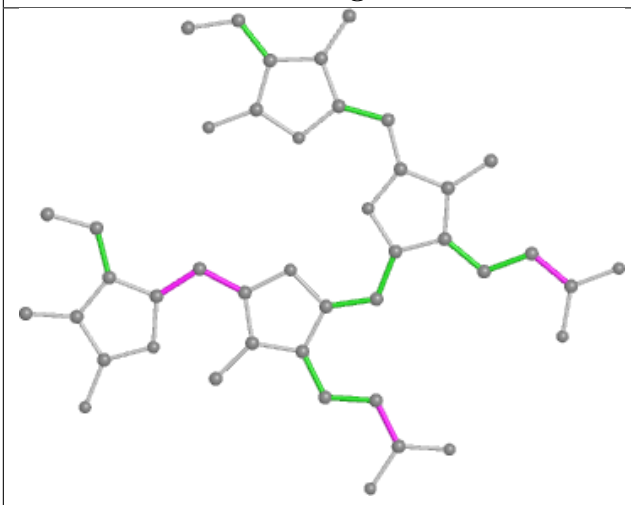

Torsions

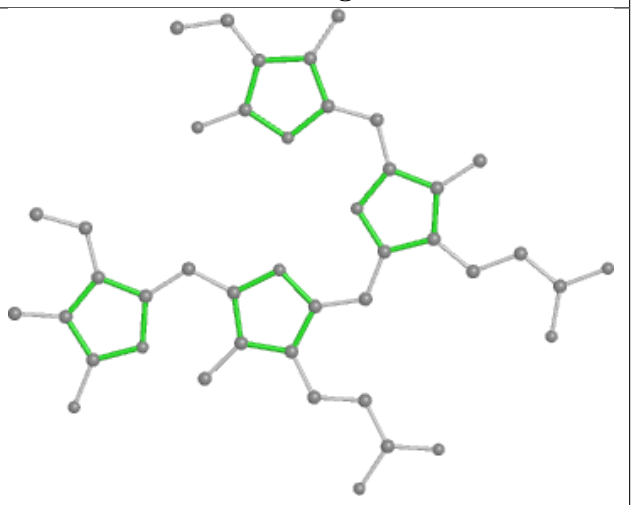

Rings

Ligand PUB Q8 203

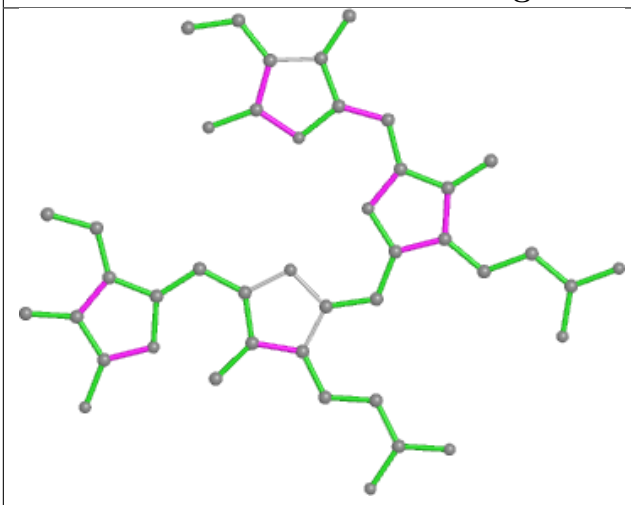

Bond lengths

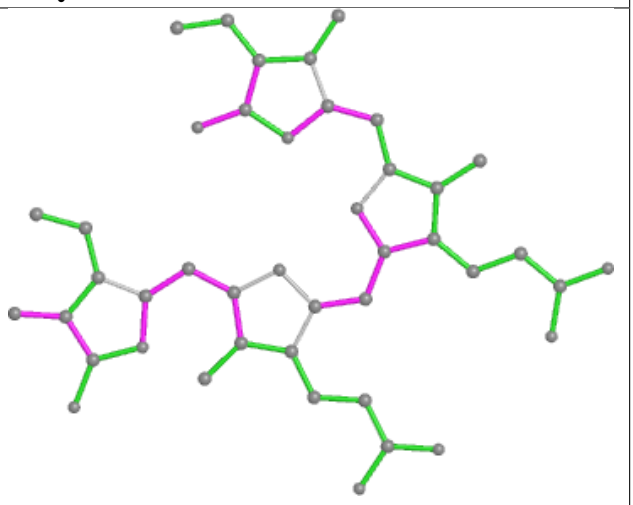

Bond angles

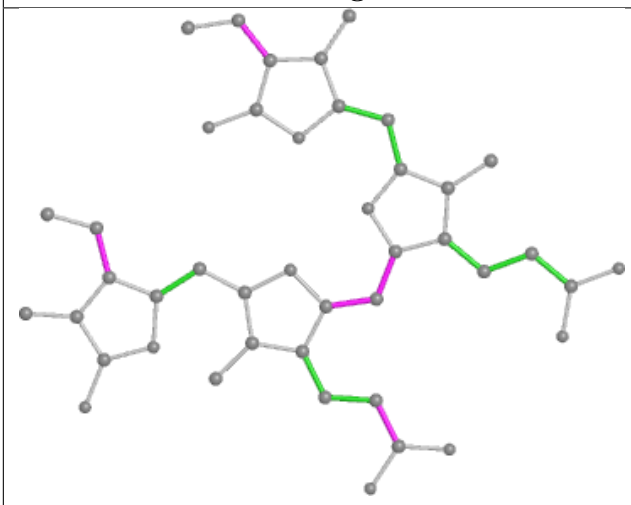

Torsions

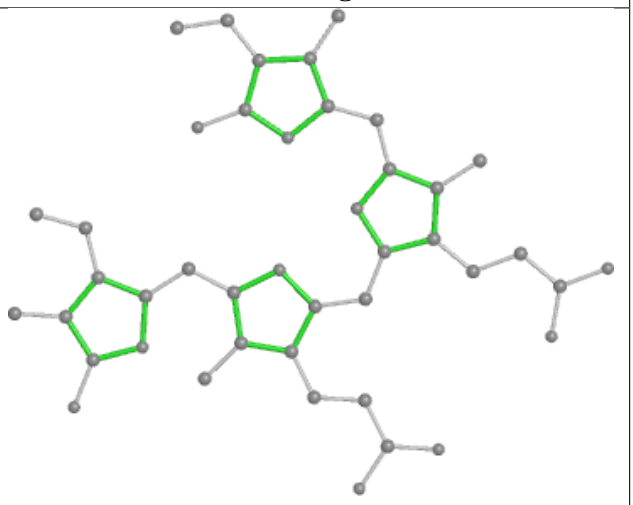

Rings

Ligand PEB Q8 201

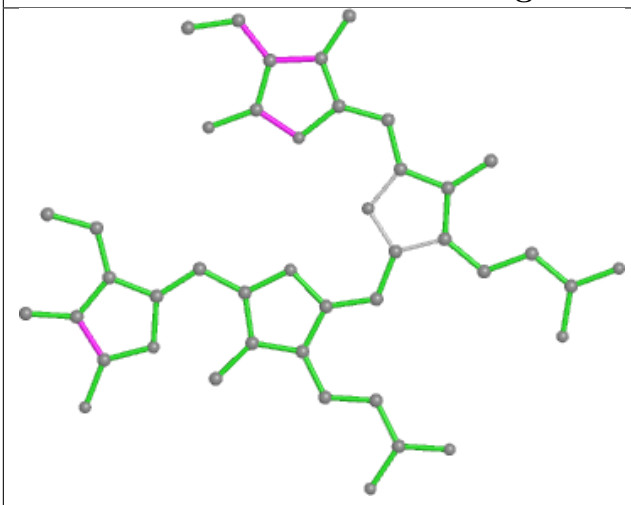

Bond lengths

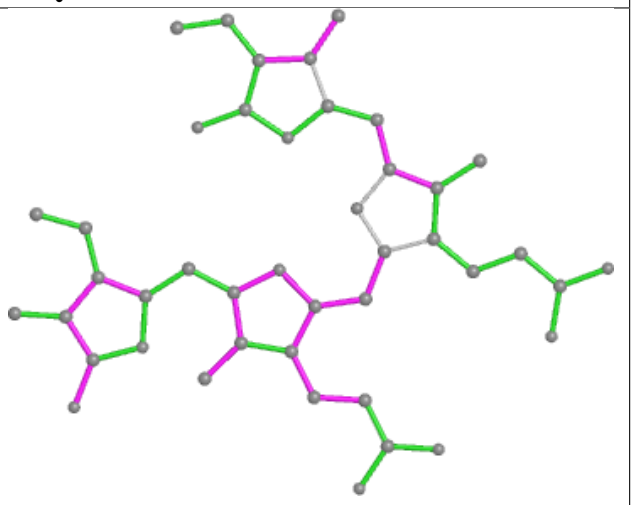

Bond angles

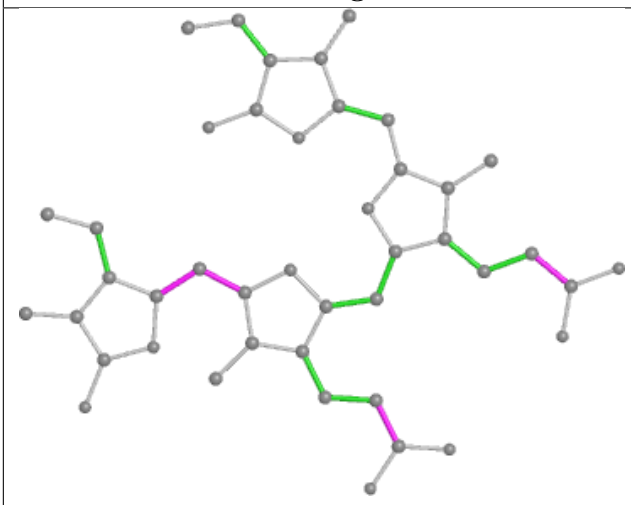

Torsions

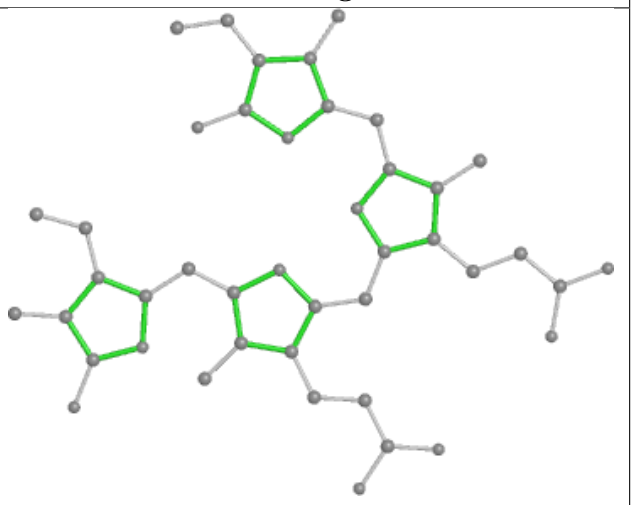

Rings

Ligand PEB A8 202

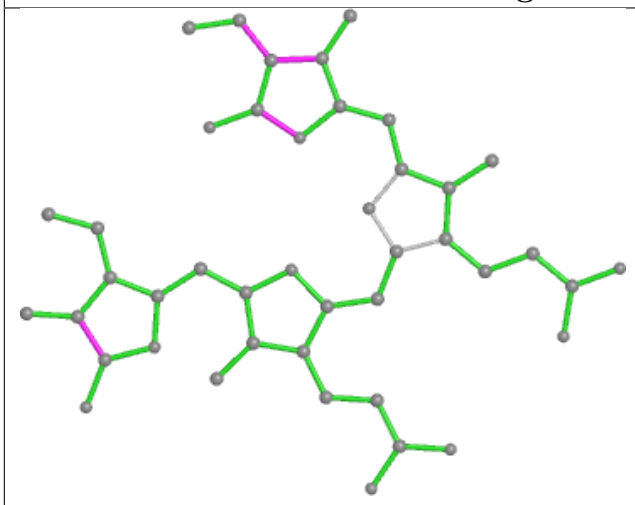

Bond lengths

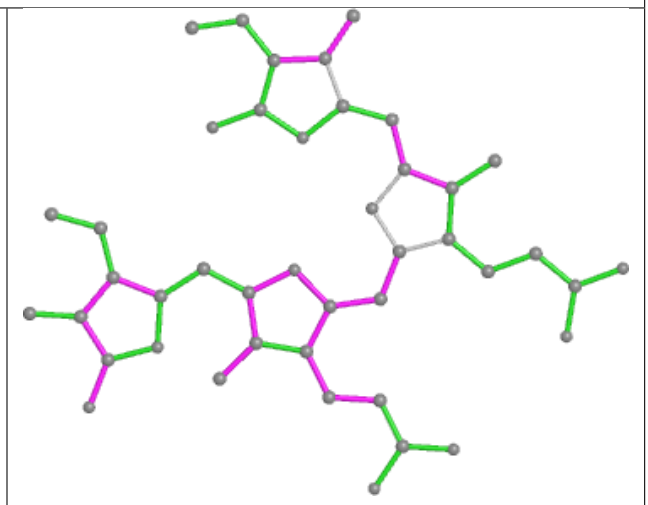

Bond angles

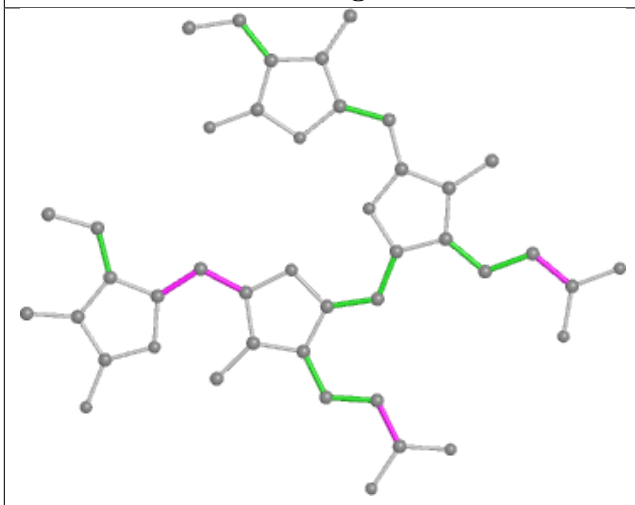

Torsions

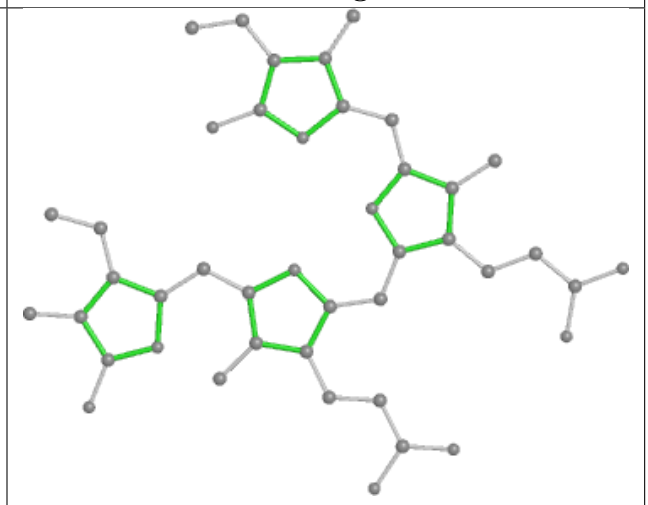

Rings

Ligand PUB T7 203

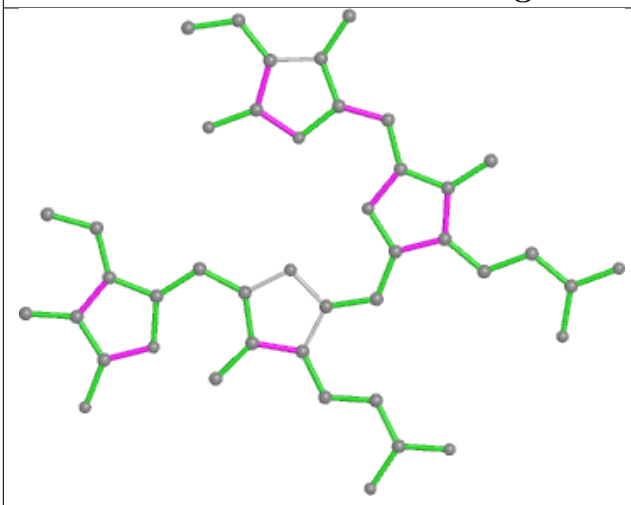

Bond lengths

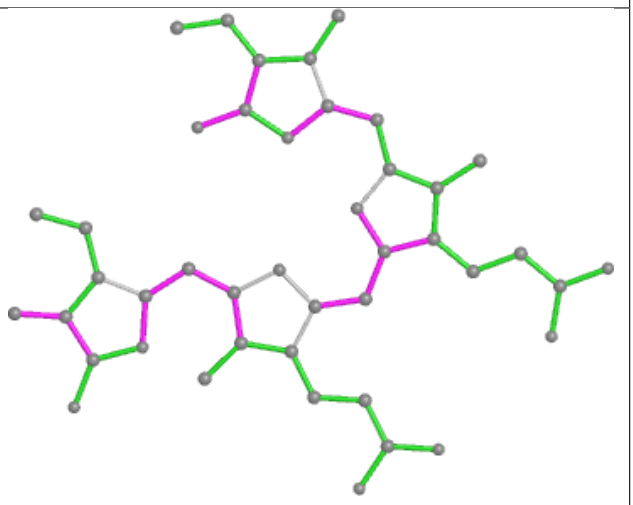

Bond angles

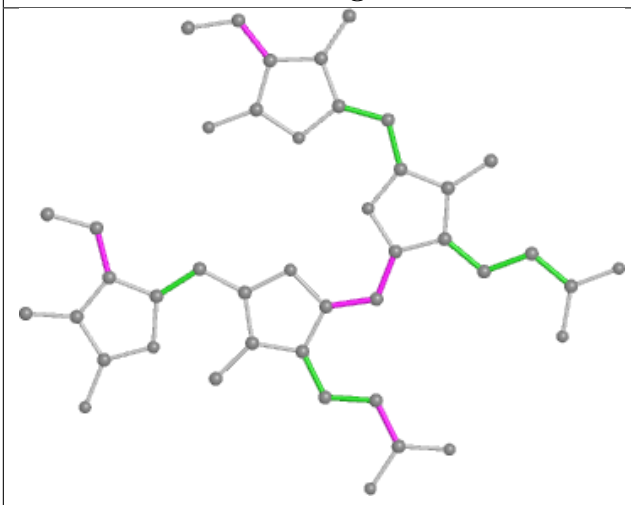

Torsions

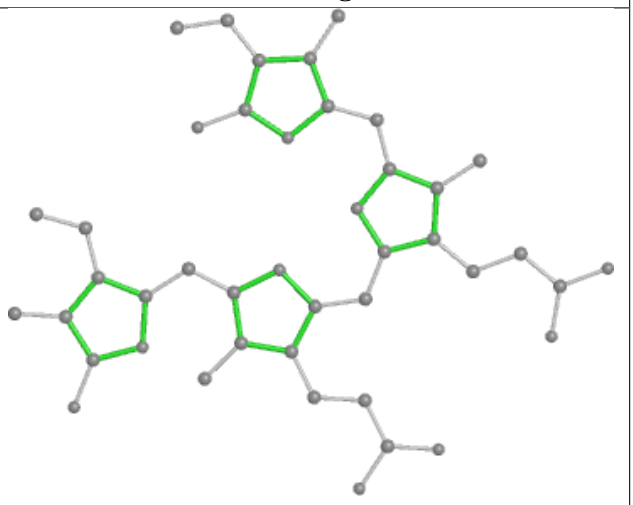

Rings

Ligand PEB o6 201

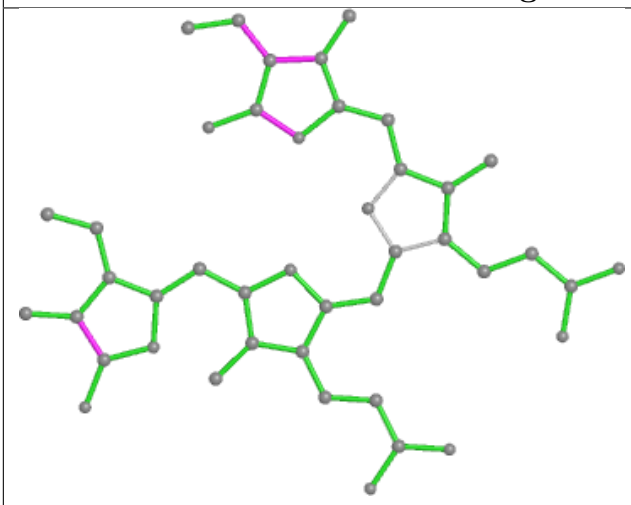

Bond lengths

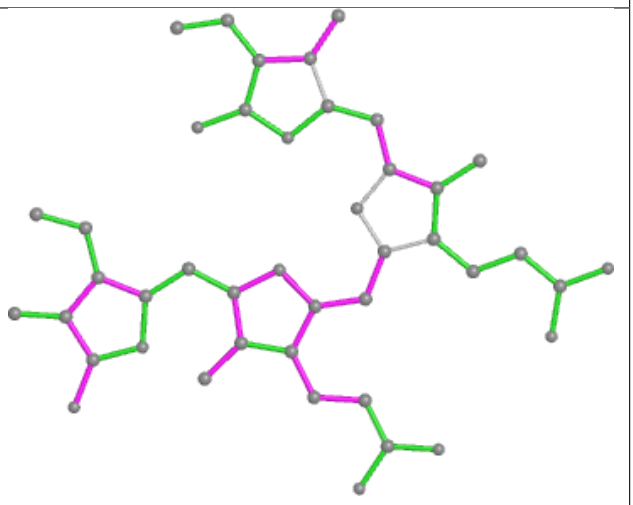

Bond angles

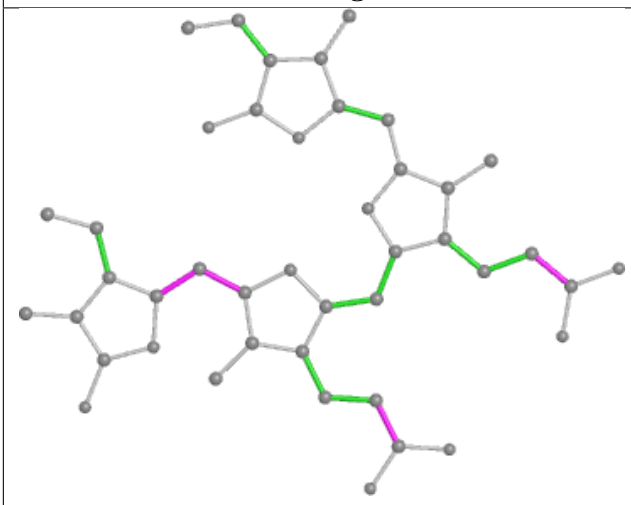

Torsions

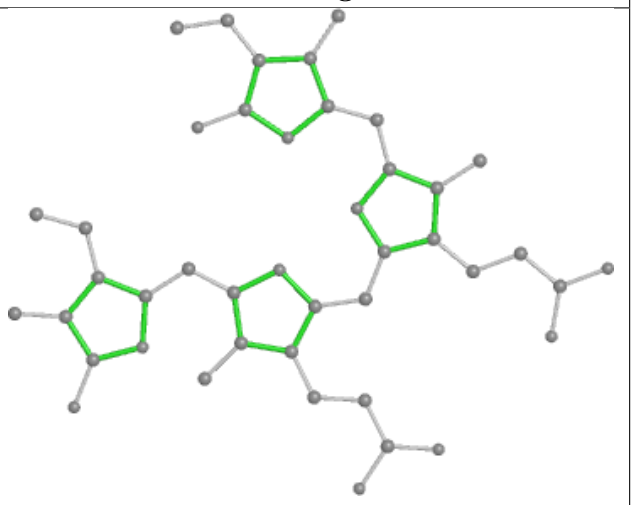

Rings

Ligand PEB dq 201

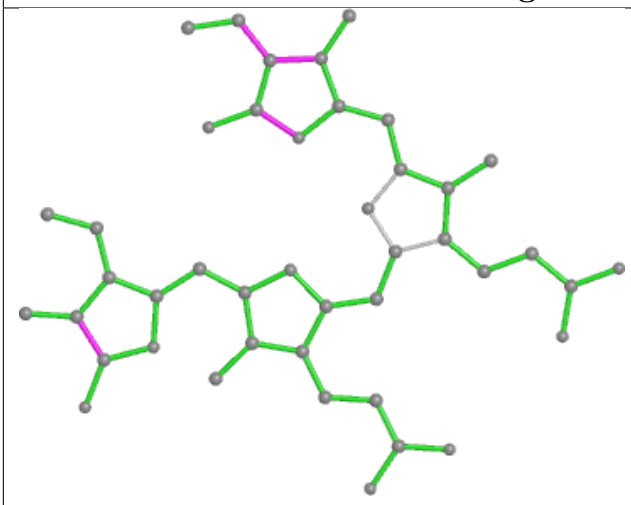

Bond lengths

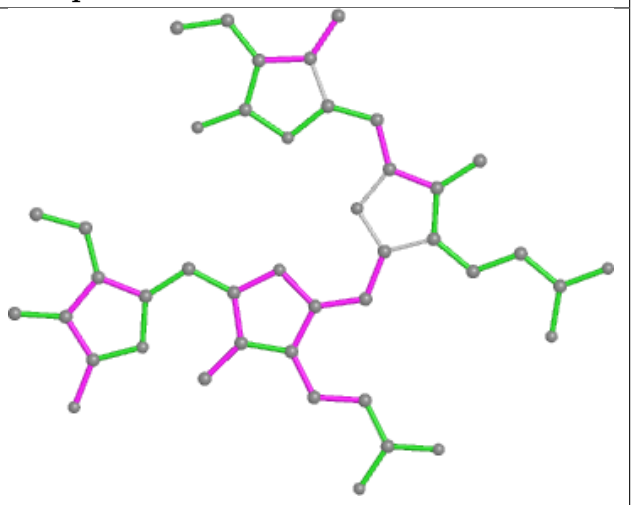

Bond angles

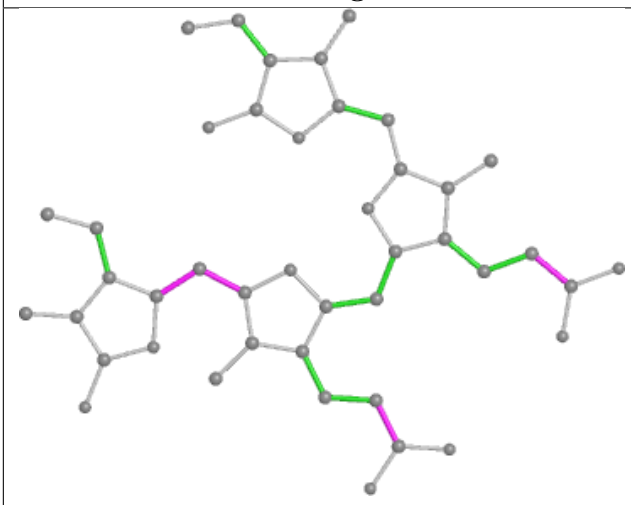

Torsions

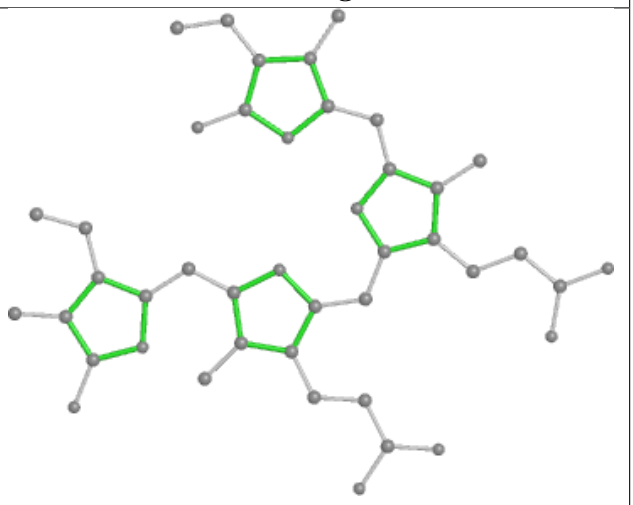

Rings

Ligand PUB N2 203

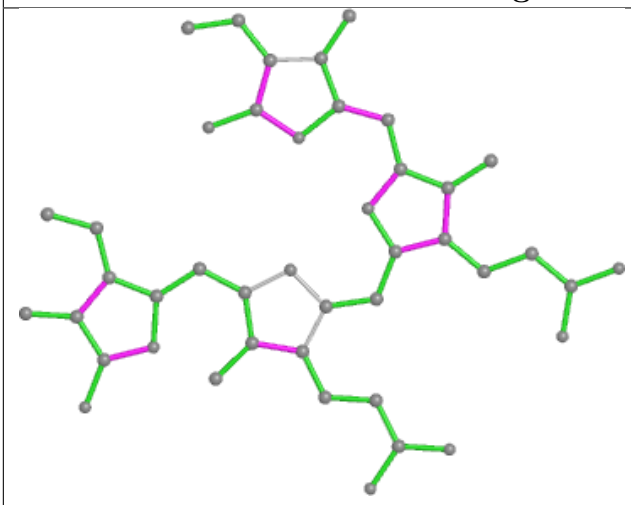

Bond lengths

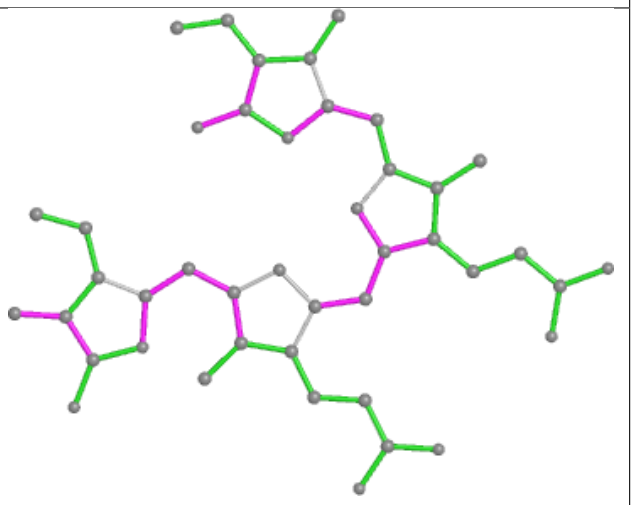

Bond angles

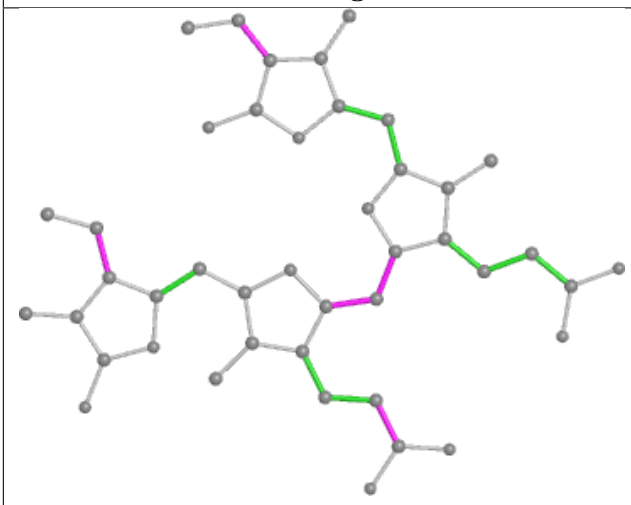

Torsions

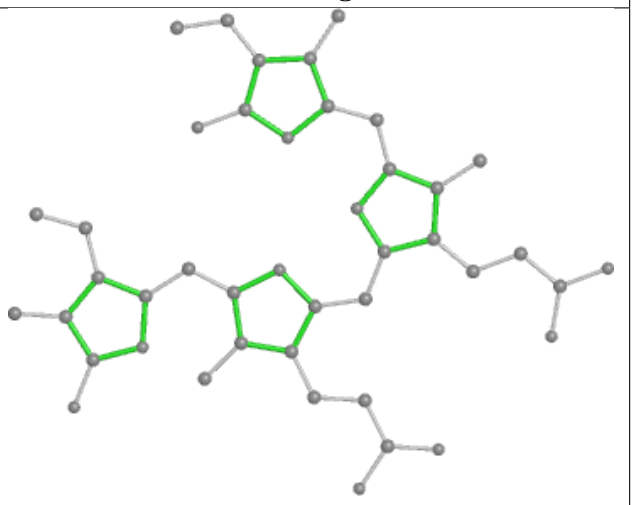

Rings

Ligand PUB p5 202

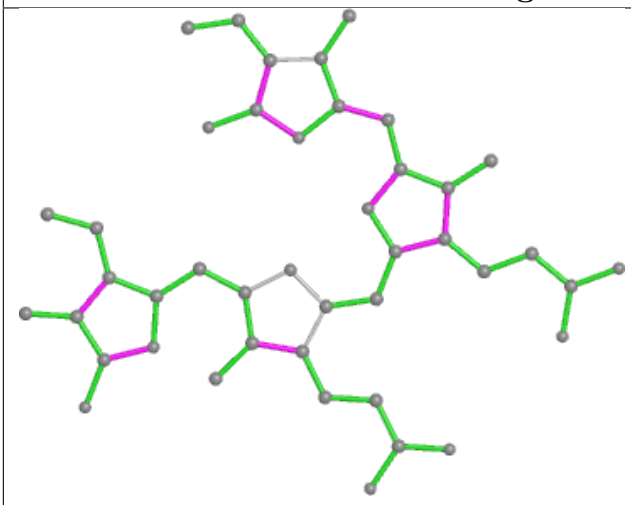

Bond lengths

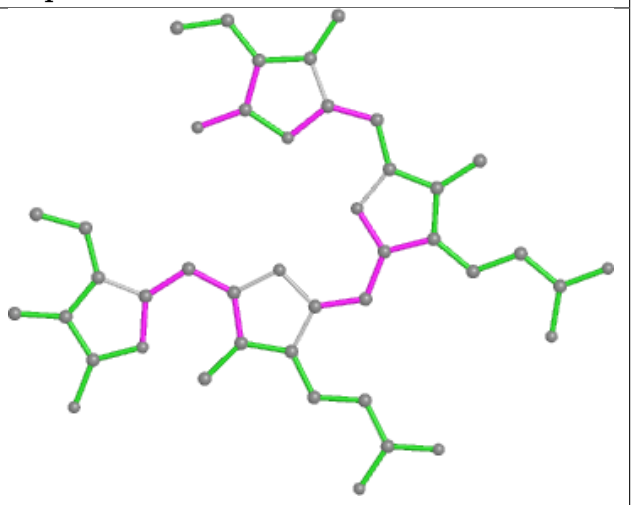

Bond angles

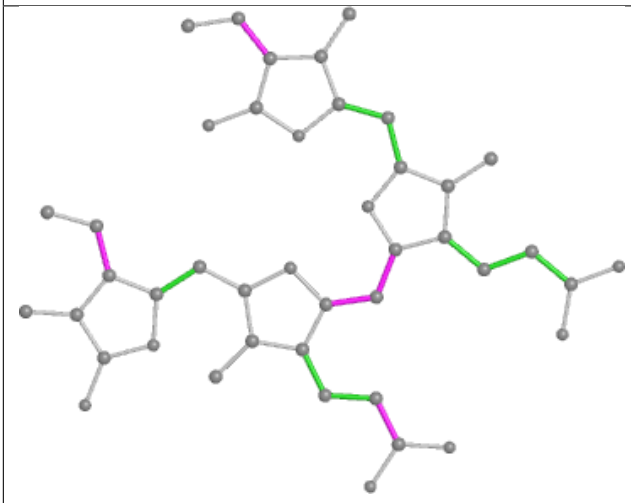

Torsions

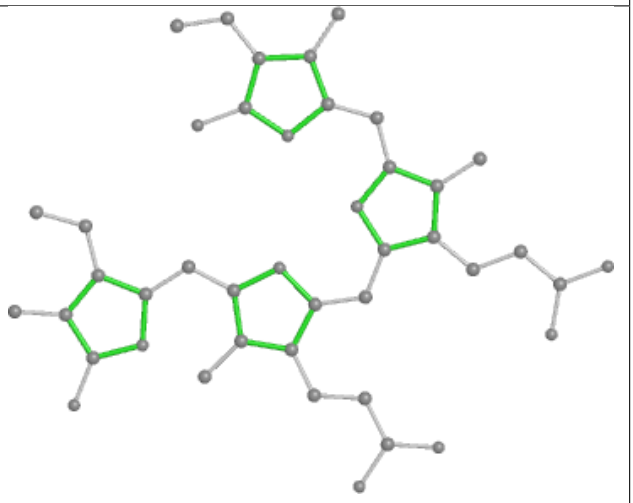

Rings

Ligand PEB bt 202

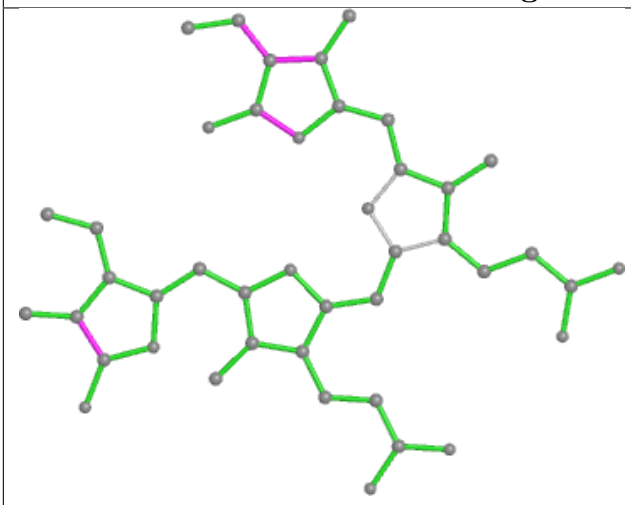

Bond lengths

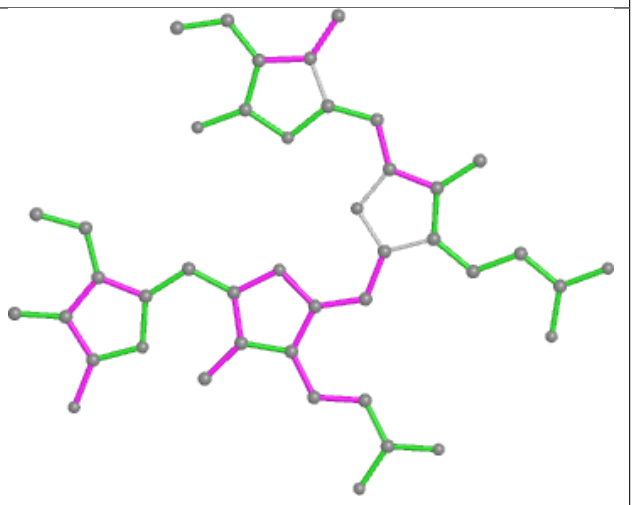

Bond angles

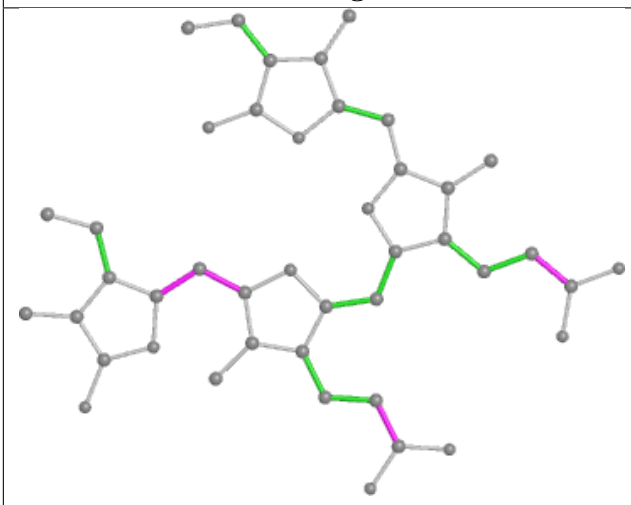

Torsions

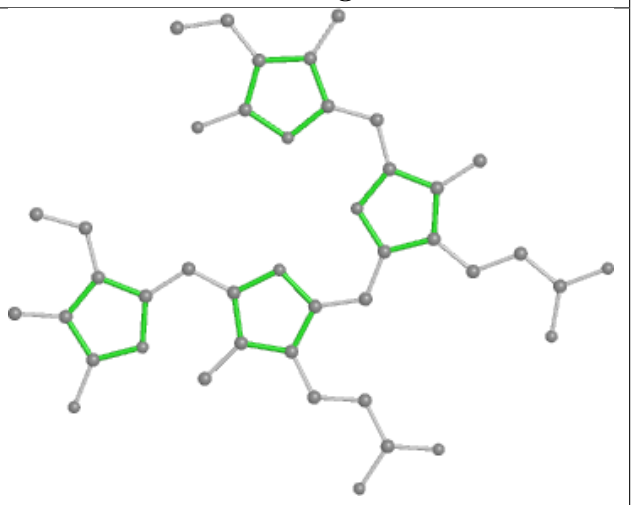

Rings

Ligand PEB q7 202

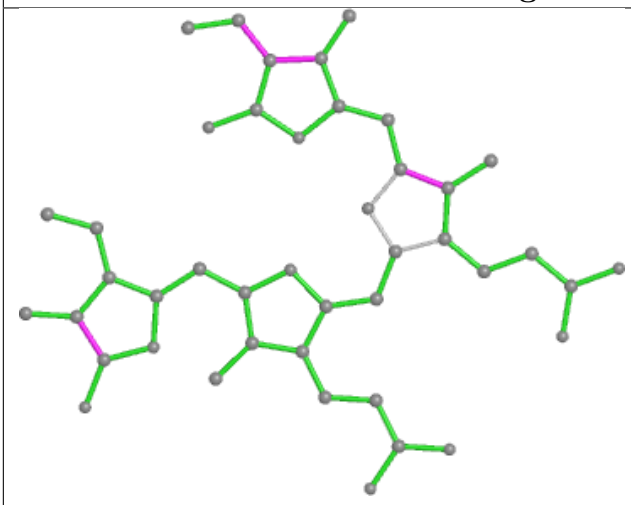

Bond lengths

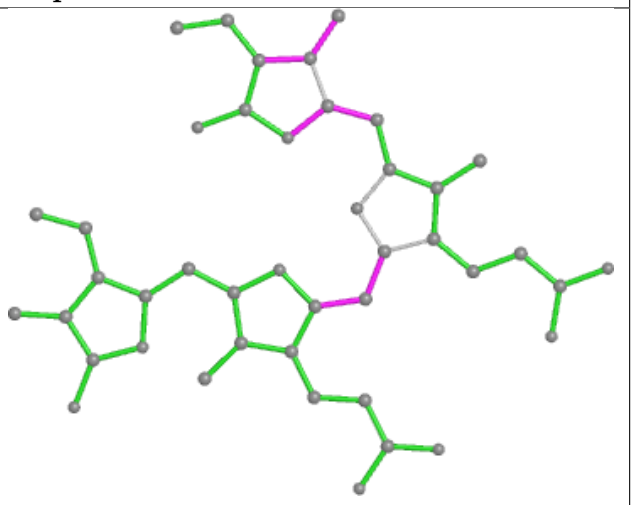

Bond angles

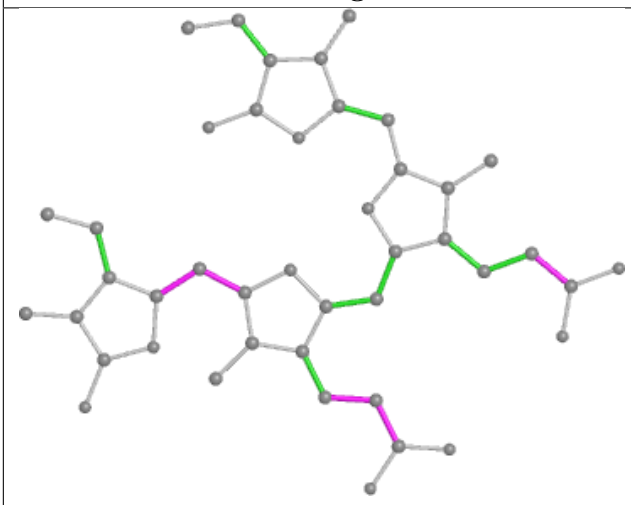

Torsions

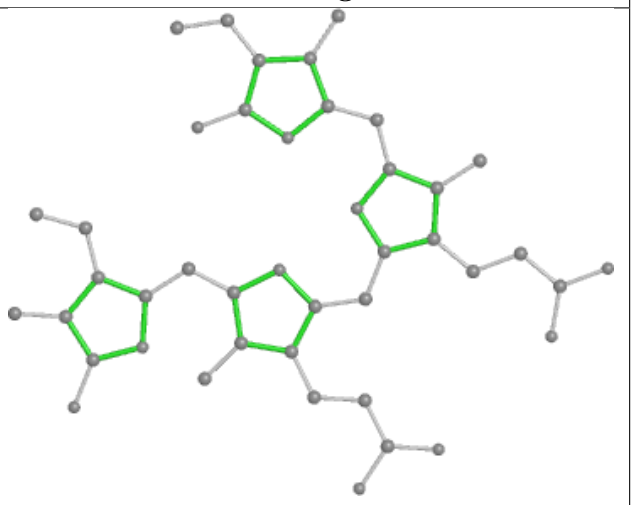

Rings

Ligand PUB F7 202

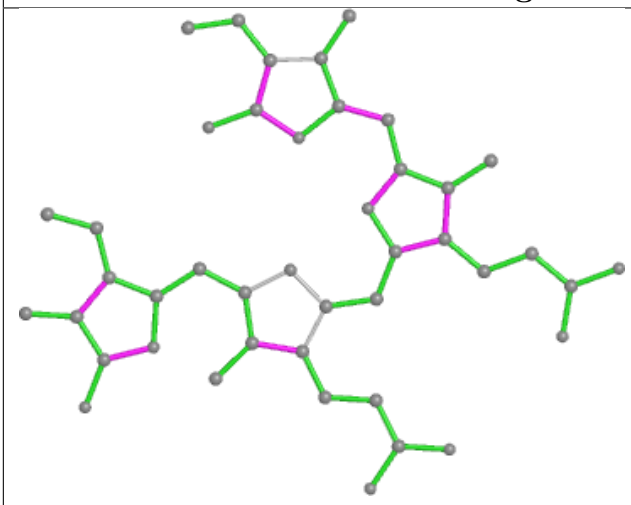

Bond lengths

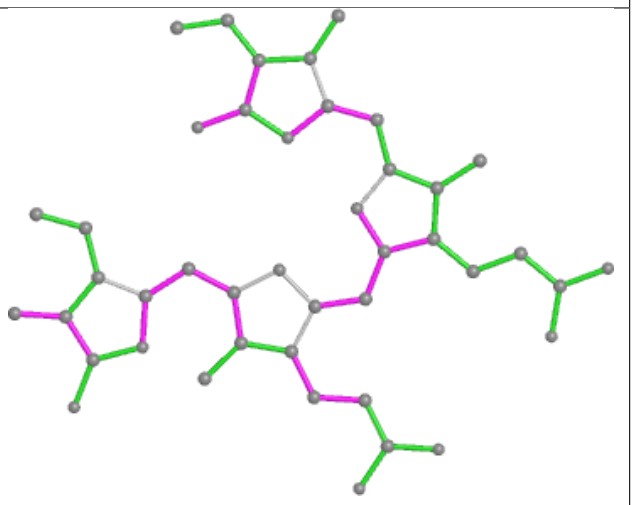

Bond angles

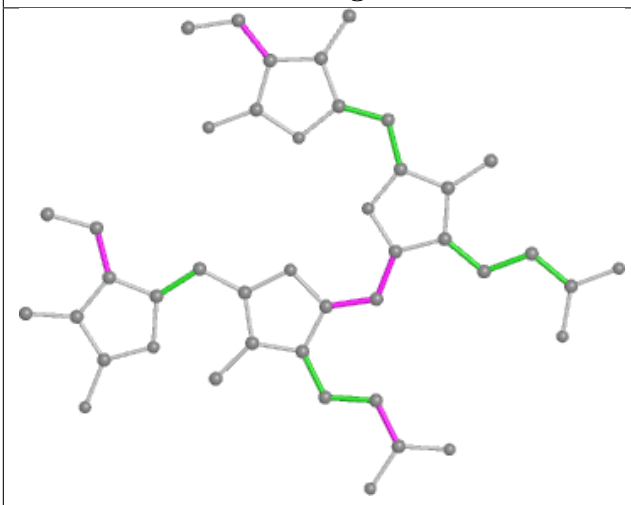

Torsions

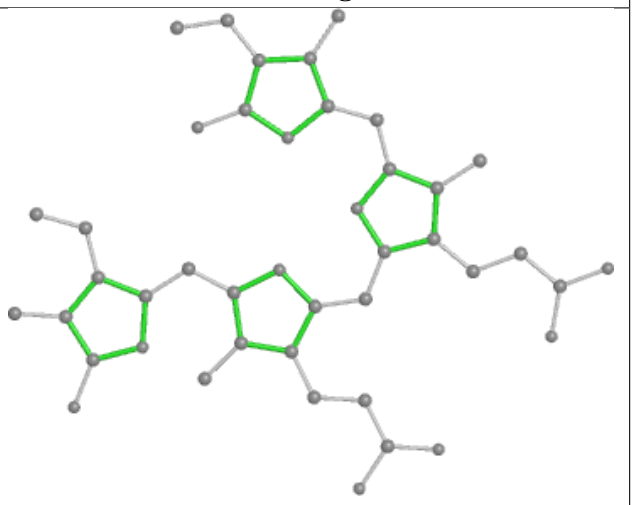

Rings

Ligand PEB W8 202

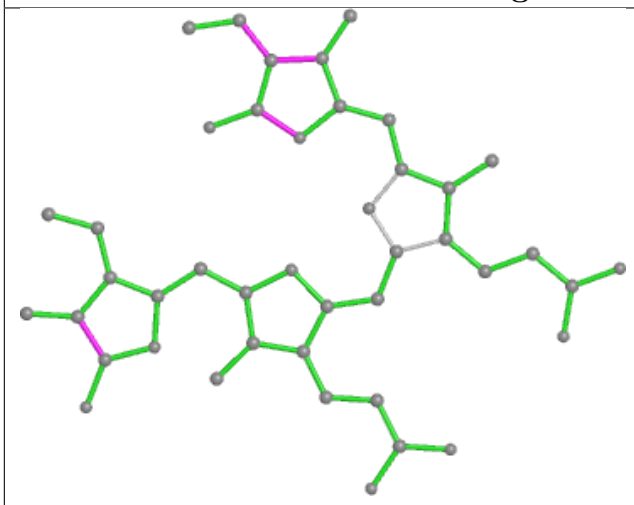

Bond lengths

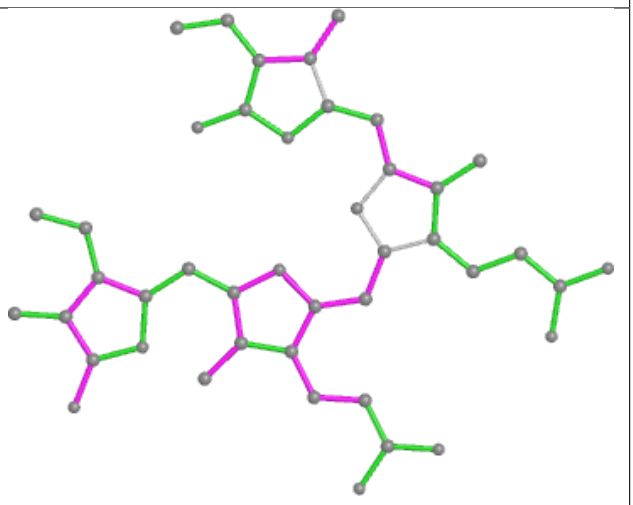

Bond angles

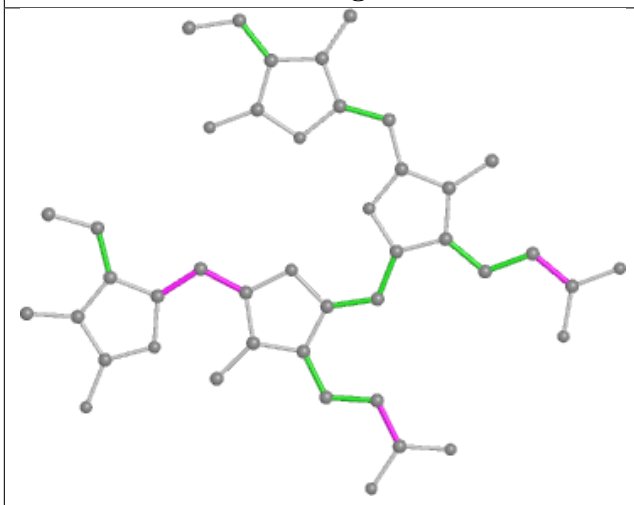

Torsions

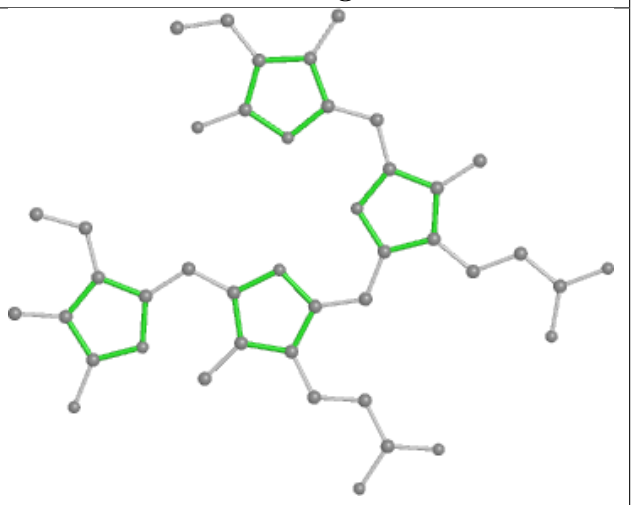

Rings

Ligand PUB bZ 305

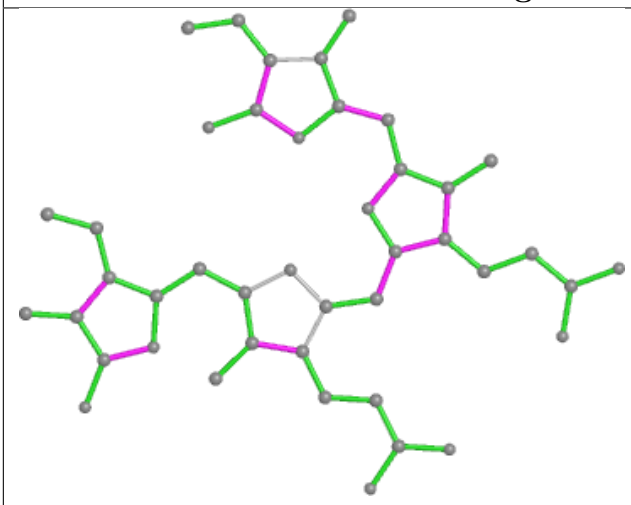

Bond lengths

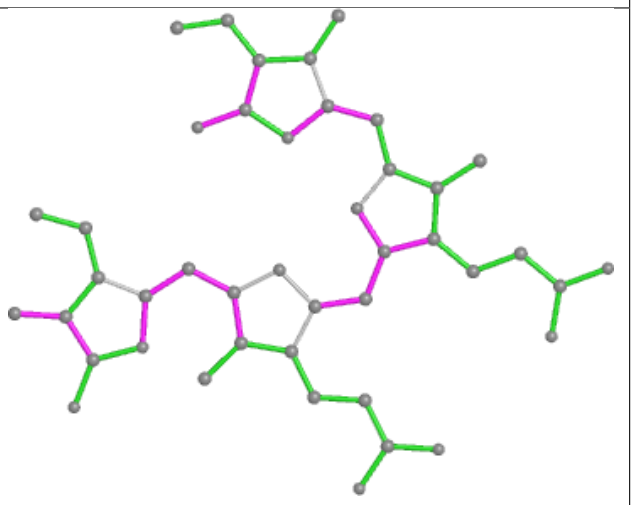

Bond angles

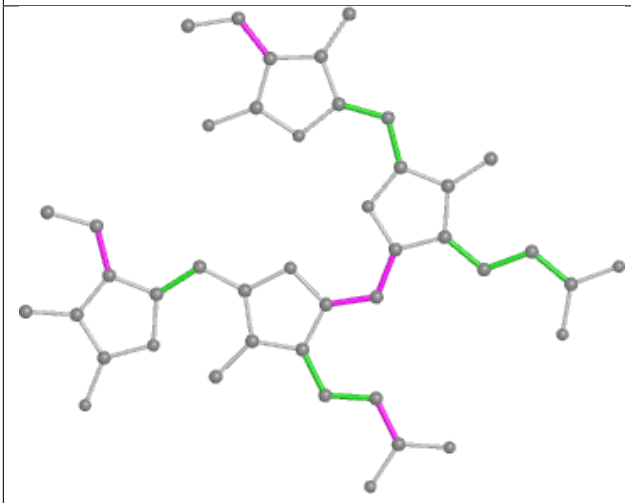

Torsions

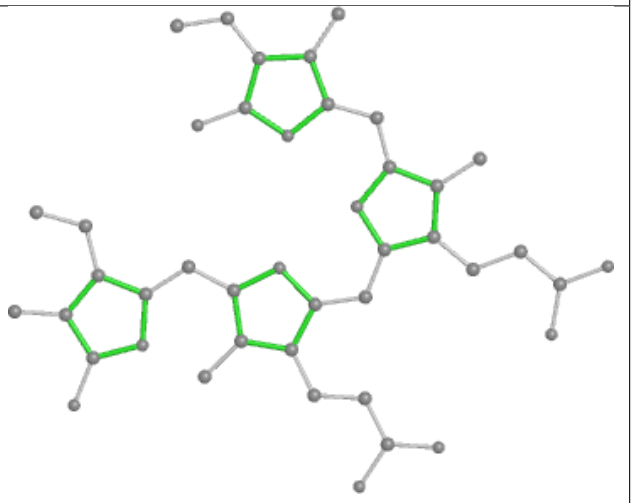

Rings

Ligand PEB A4 202

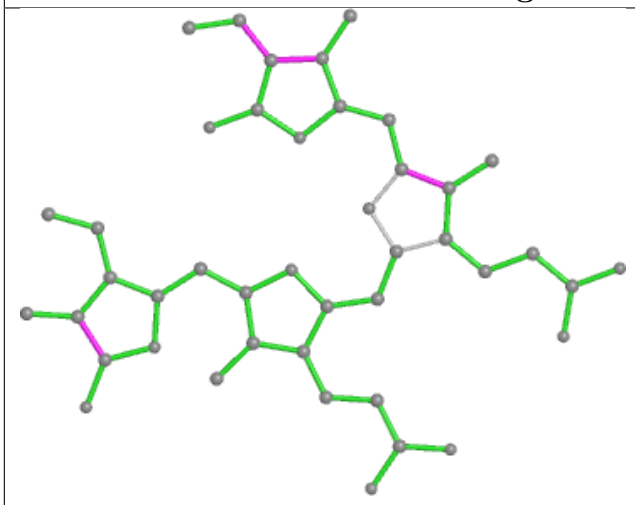

Bond lengths

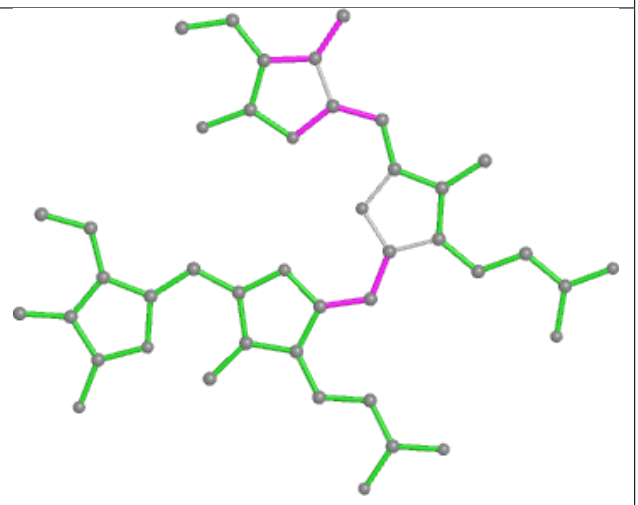

Bond angles

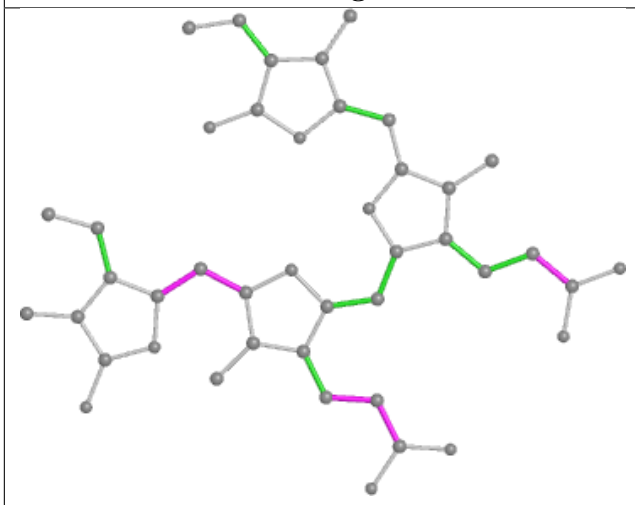

Torsions

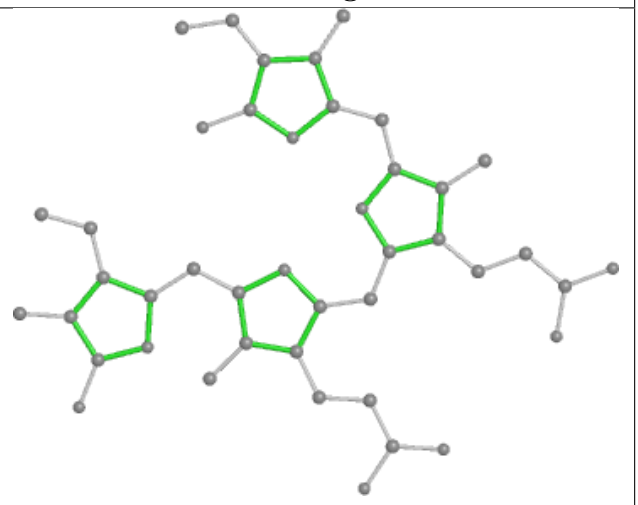

Rings

Ligand PEB cY 202

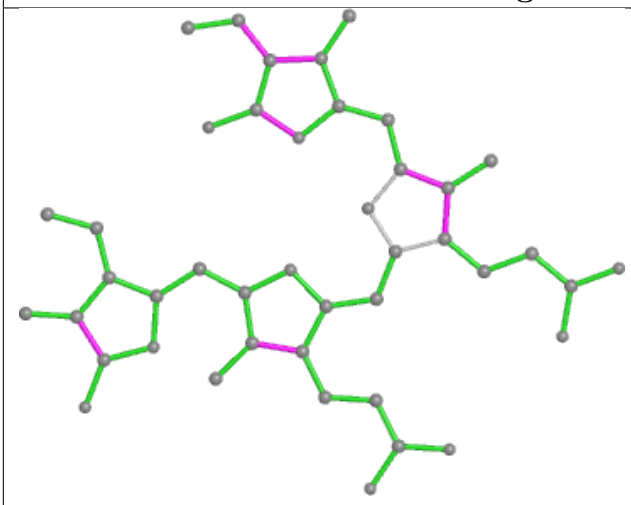

Bond lengths

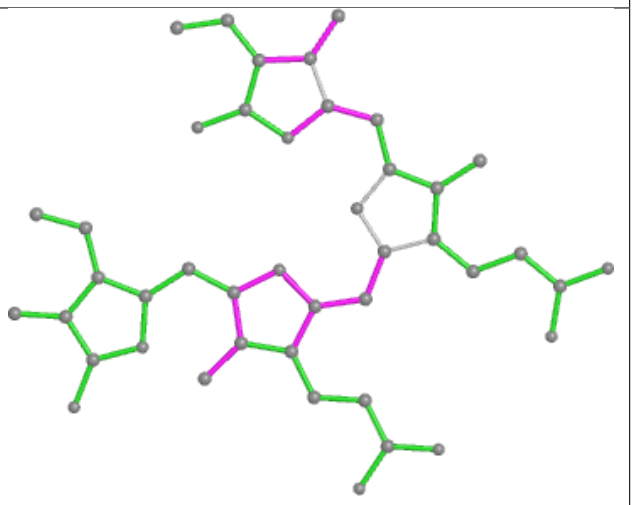

Bond angles

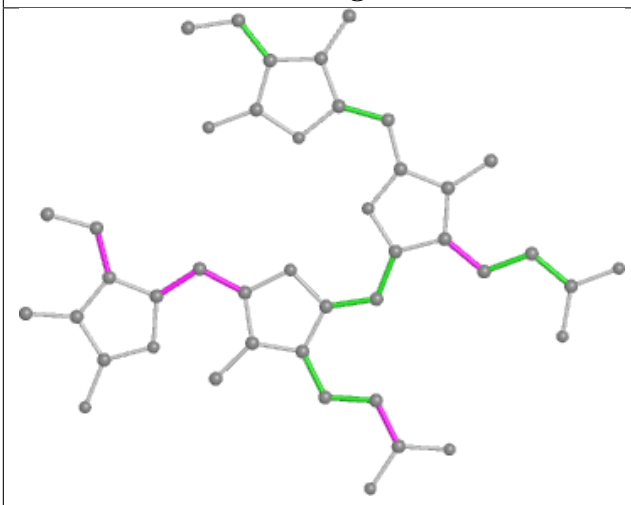

Torsions

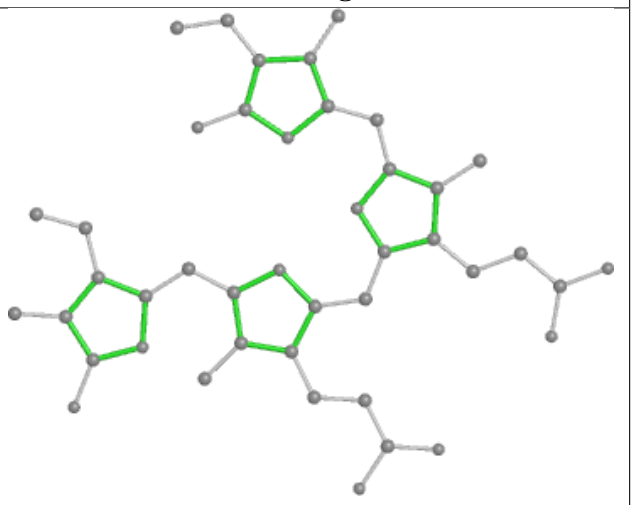

Rings

Ligand PEB s9 201

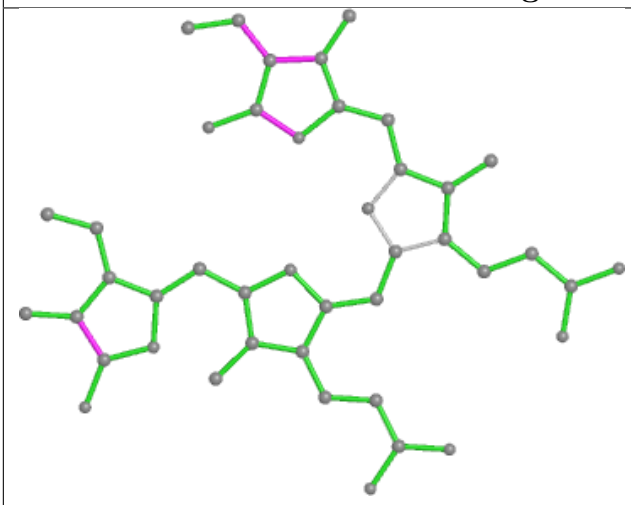

Bond lengths

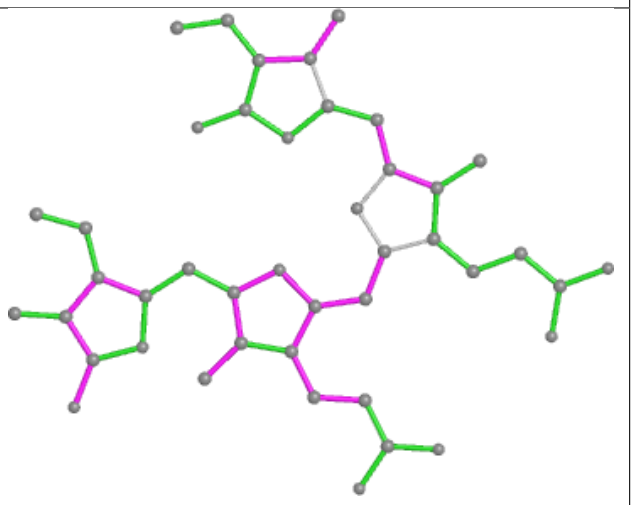

Bond angles

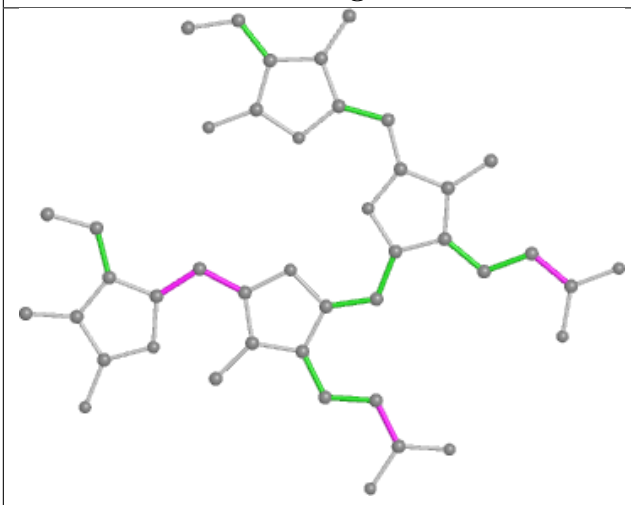

Torsions

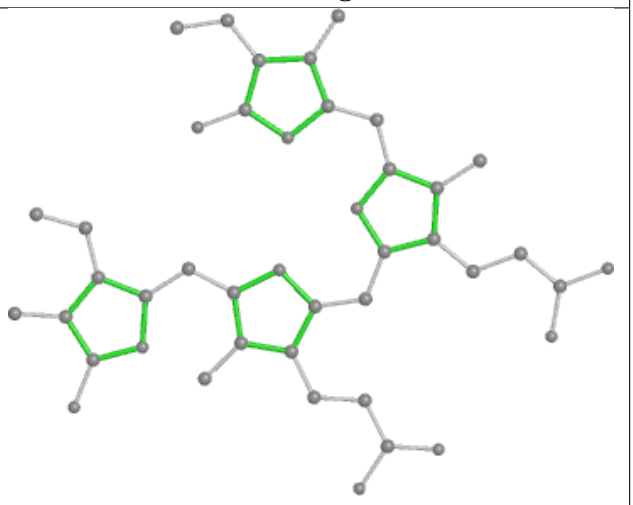

Rings

Ligand CYC L1 201

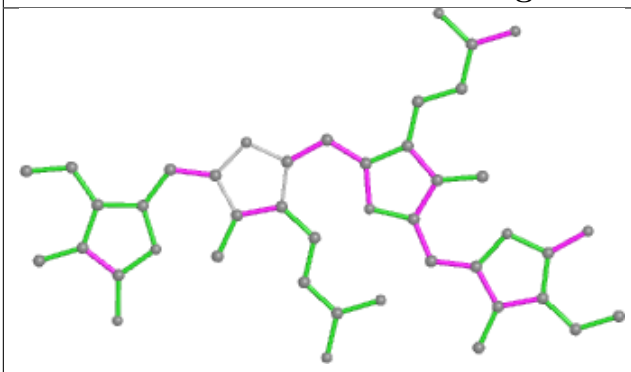

Bond lengths

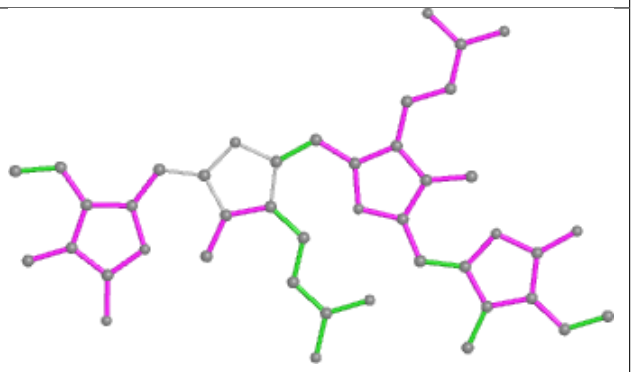

Bond angles

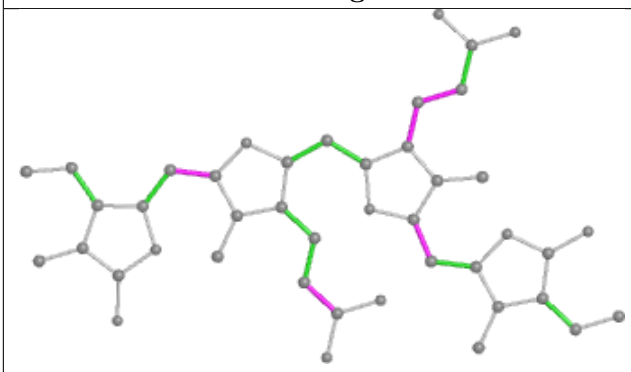

Torsions

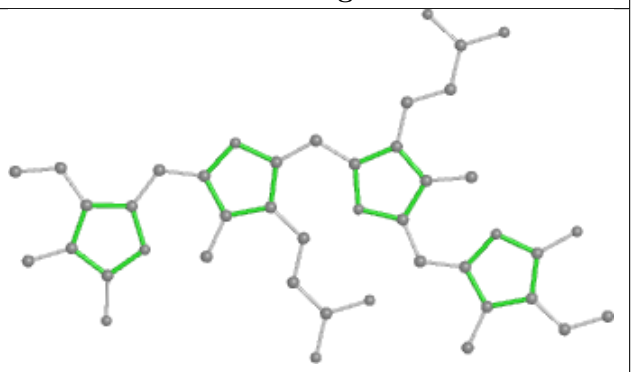

Rings

Ligand PEB bX 402

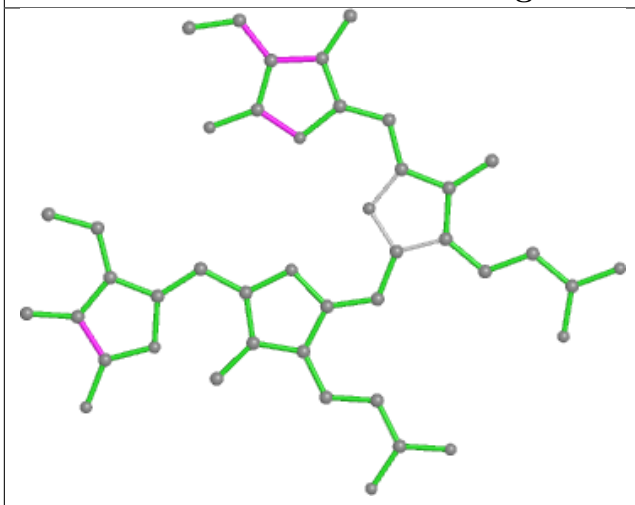

Bond lengths

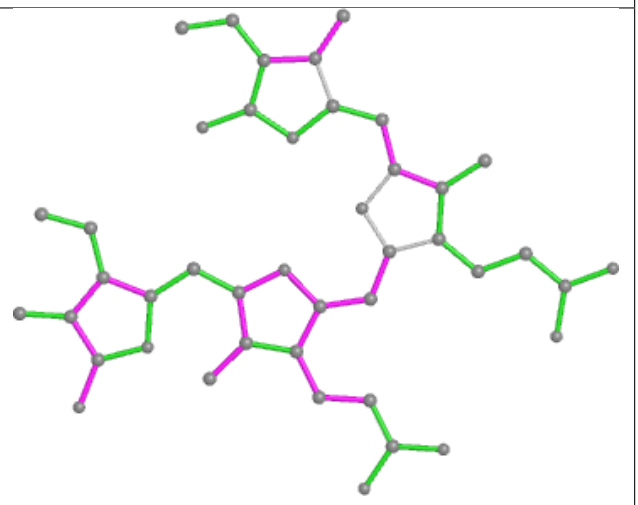

Bond angles

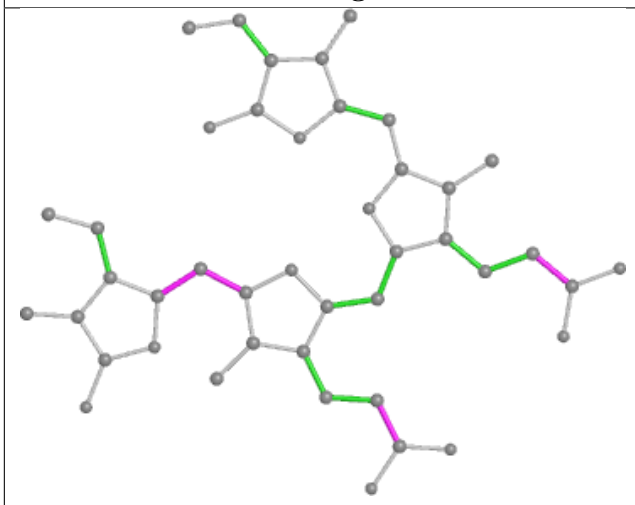

Torsions

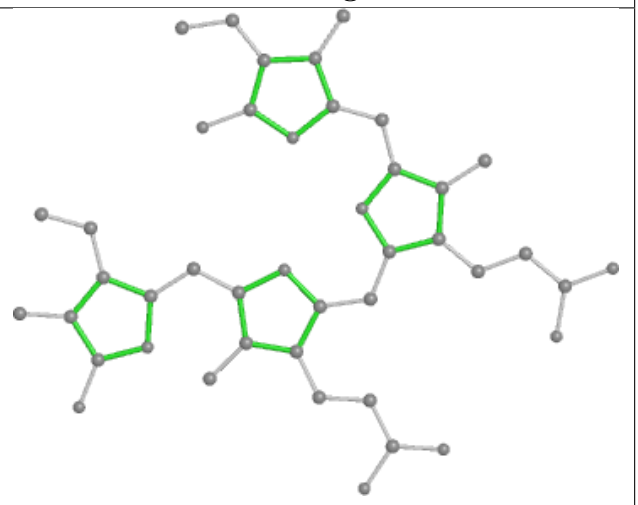

Rings

Ligand PUB eB 204

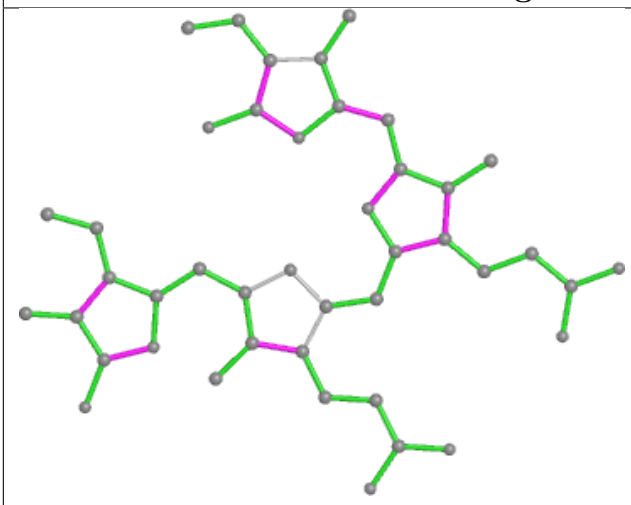

Bond lengths

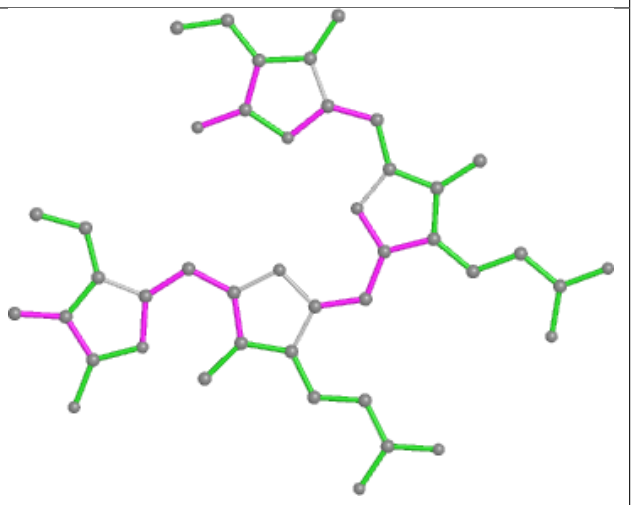

Bond angles

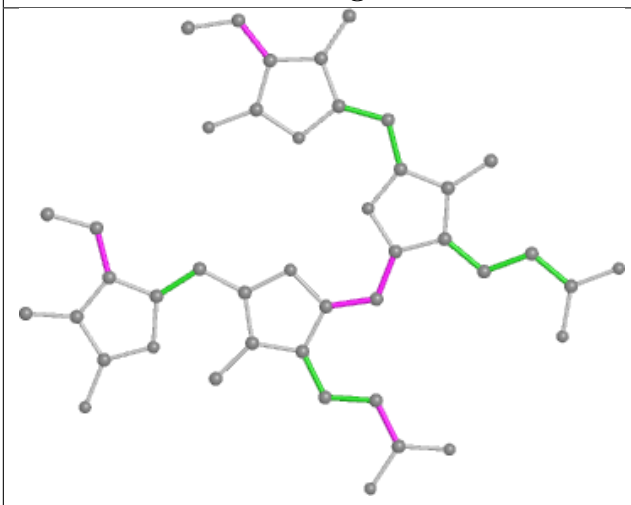

Torsions

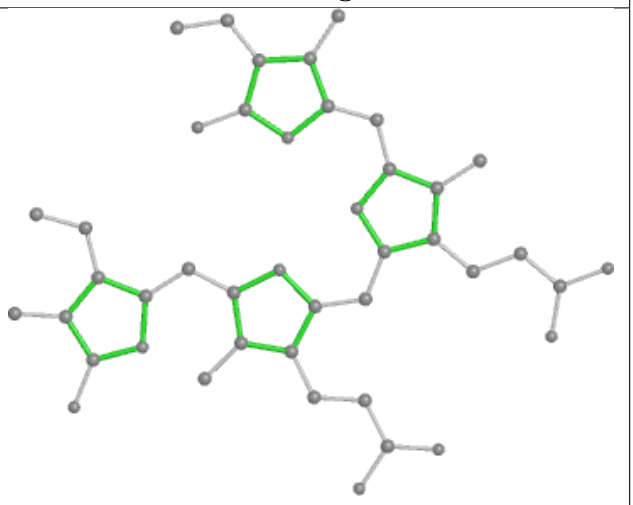

Rings

Ligand PEB au 201

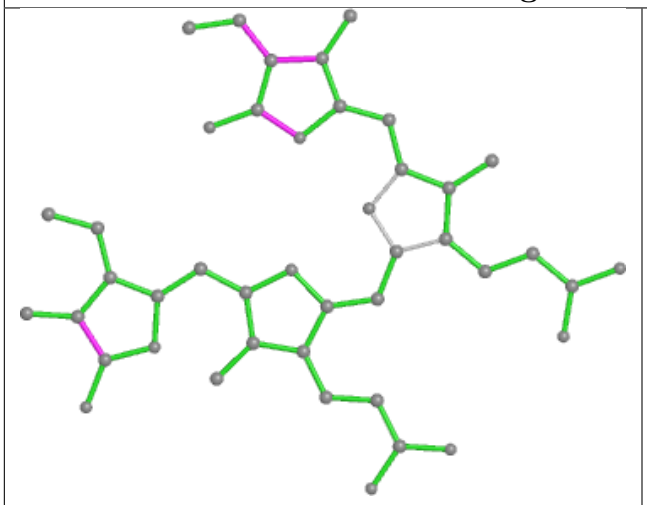

Bond lengths

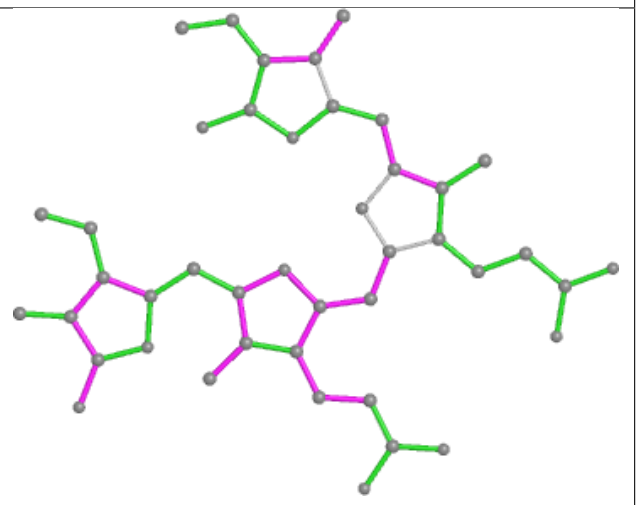

Bond angles

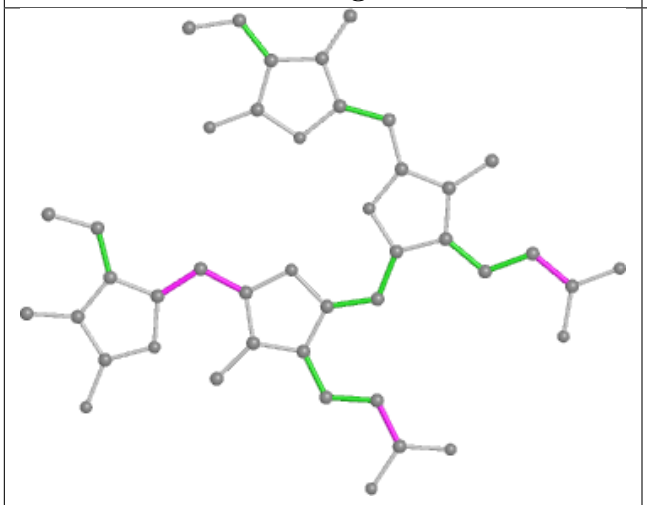

Torsions

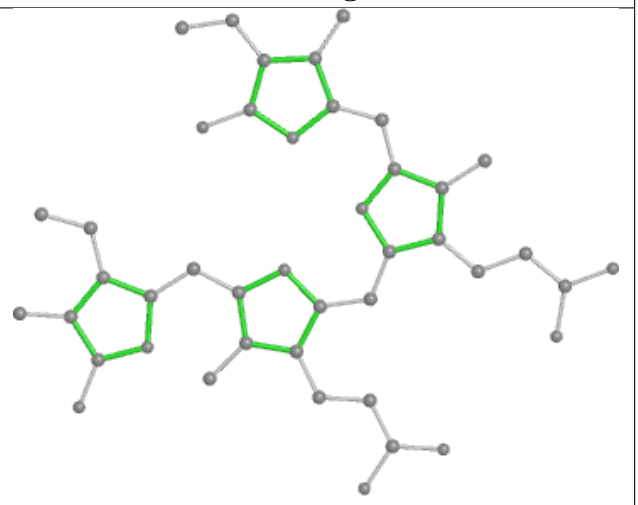

Rings

Ligand PEB kQ 1002

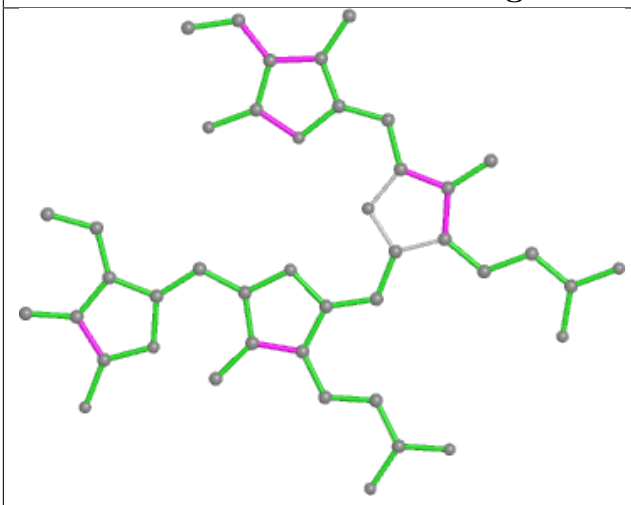

Bond lengths

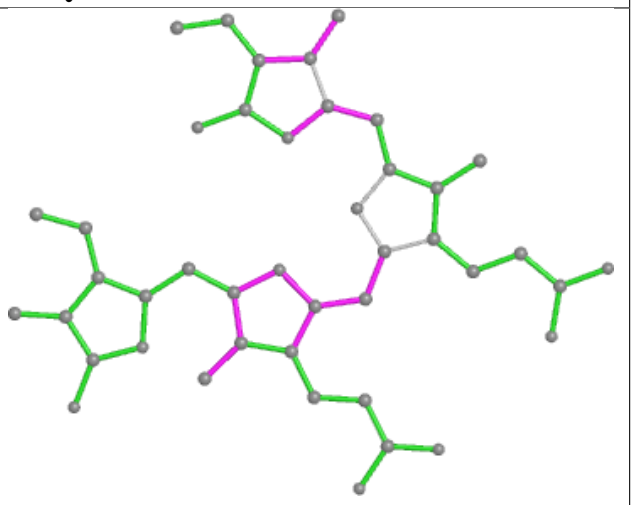

Bond angles

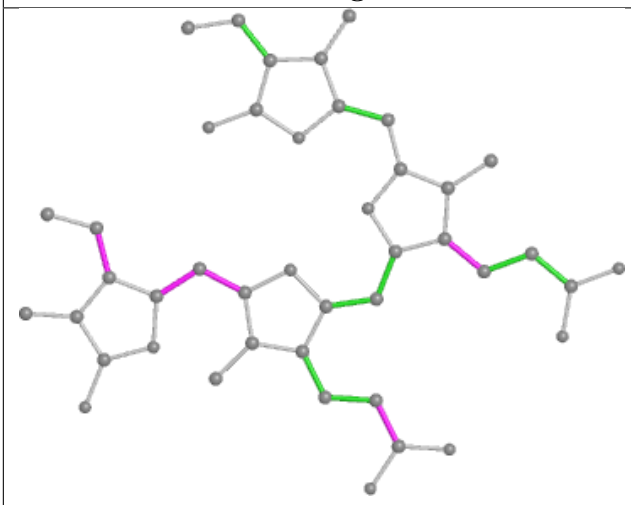

Torsions

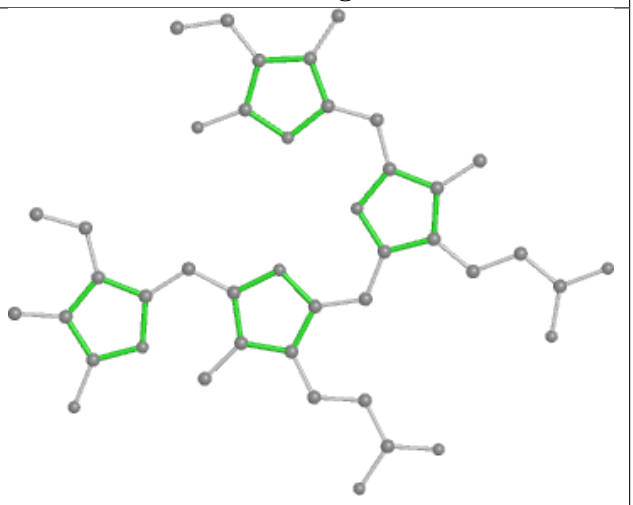

Rings

Ligand PEB R9 202

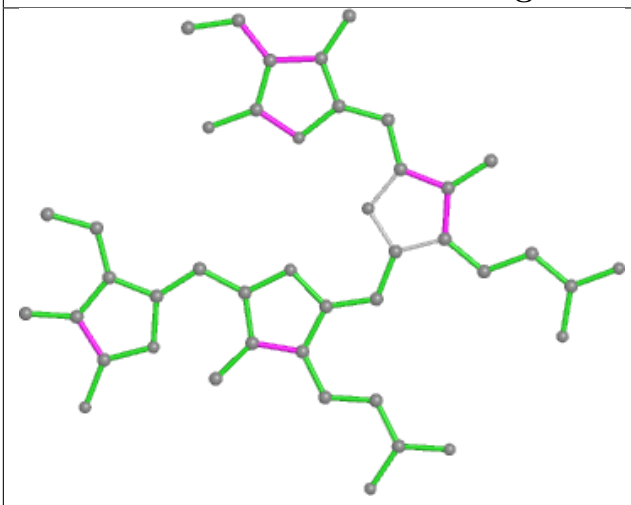

Bond lengths

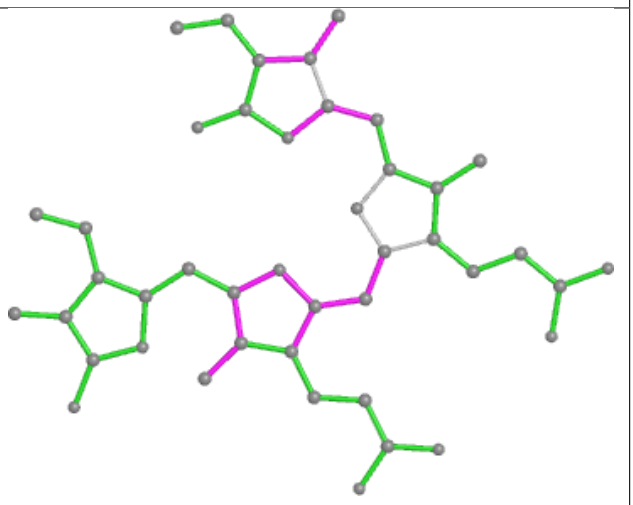

Bond angles

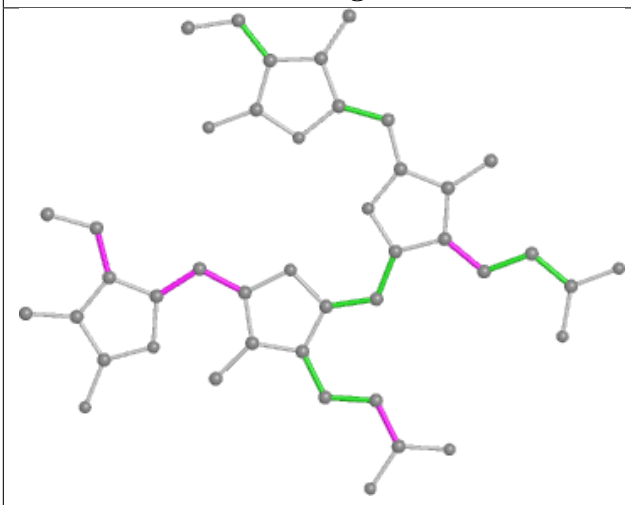

Torsions

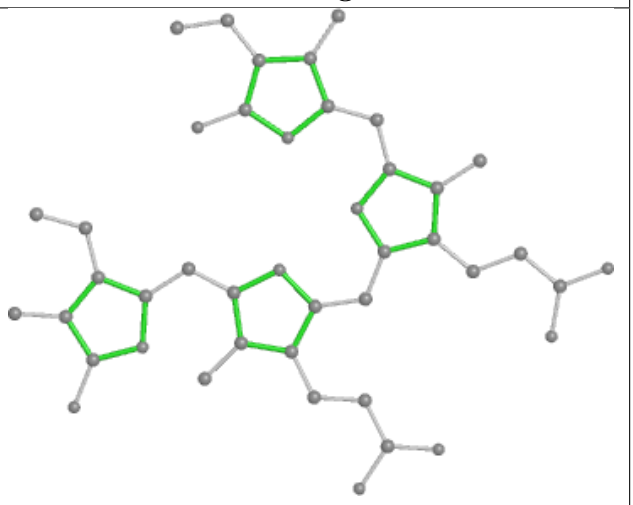

Rings

Ligand PEB lg 201

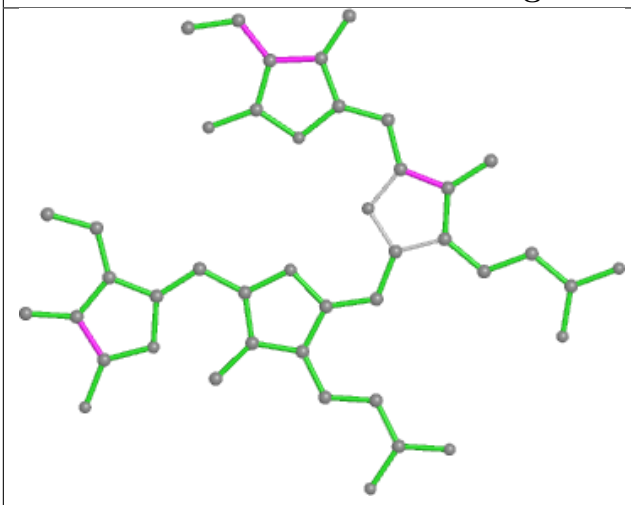

Bond lengths

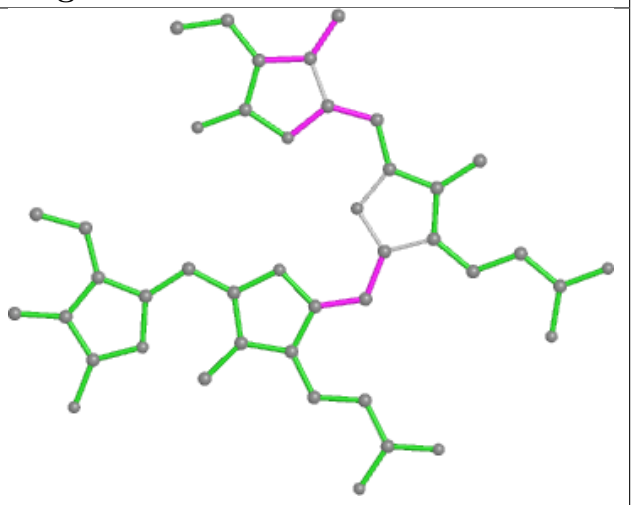

Bond angles

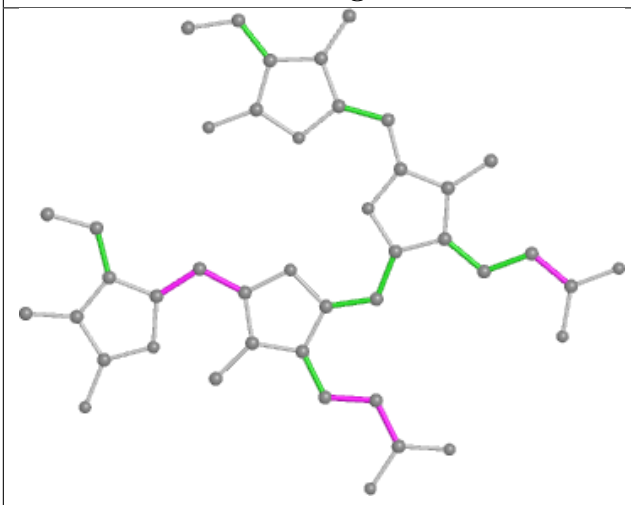

Torsions

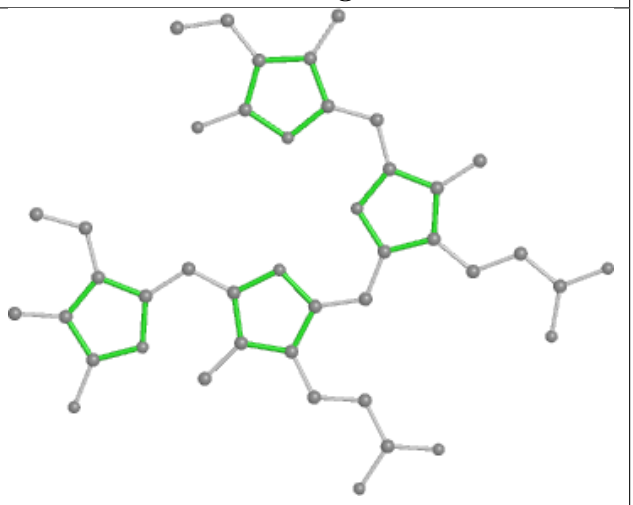

Rings

Ligand PUB bP 203

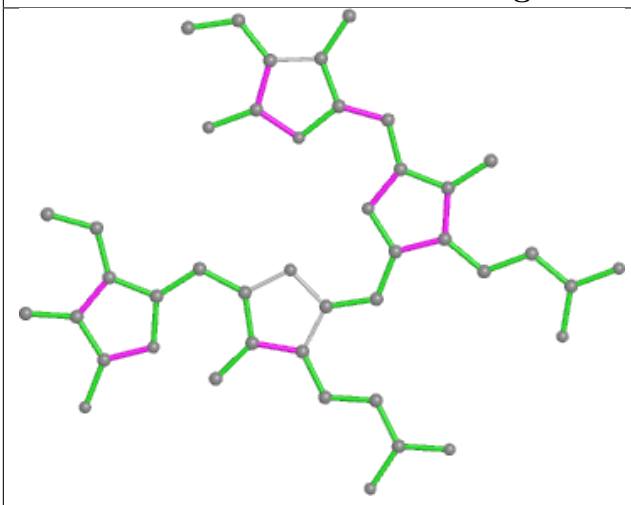

Bond lengths

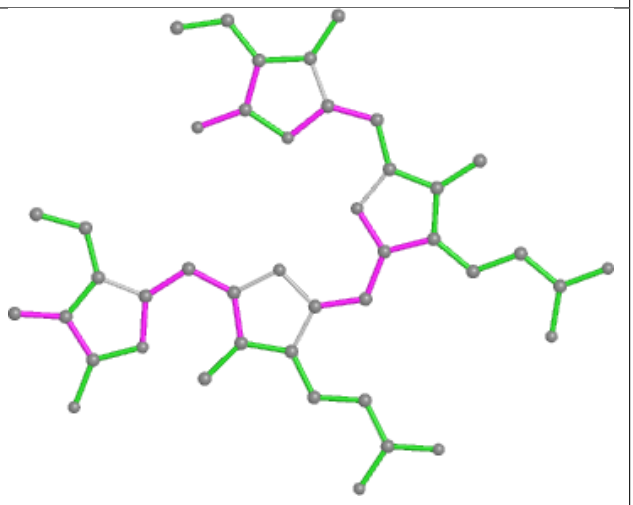

Bond angles

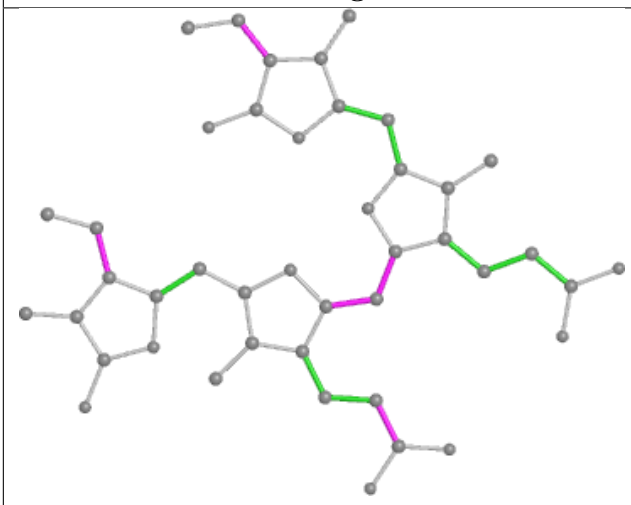

Torsions

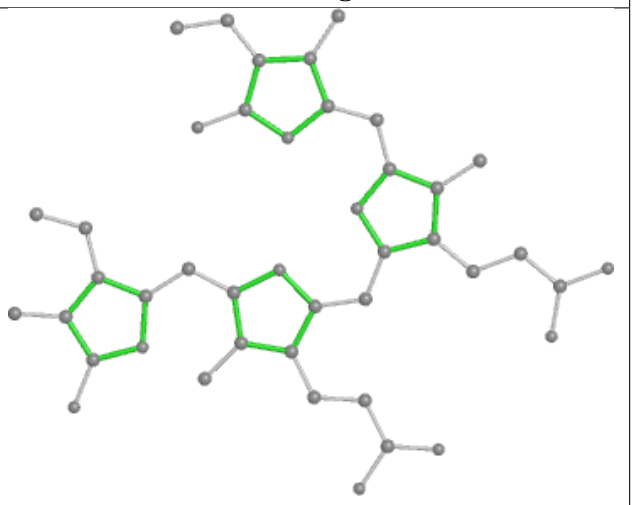

Rings

Ligand PUB en 203

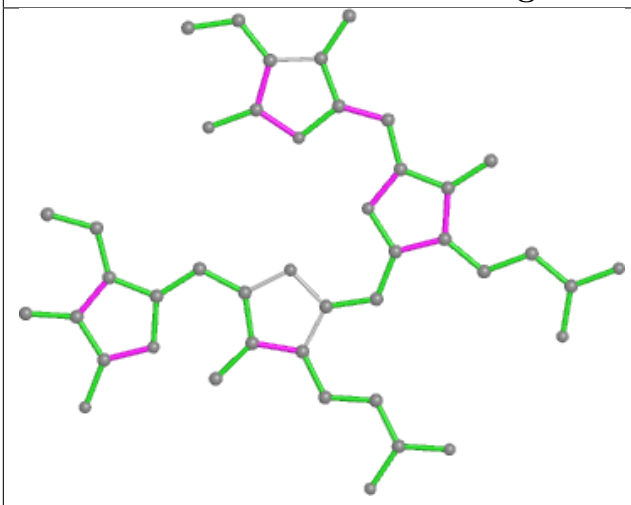

Bond lengths

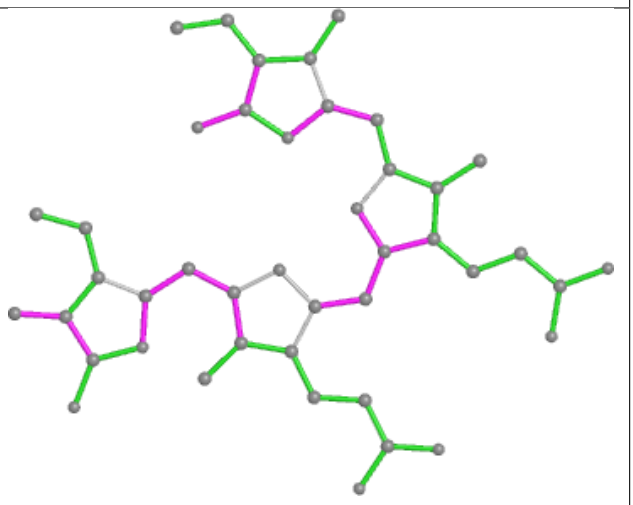

Bond angles

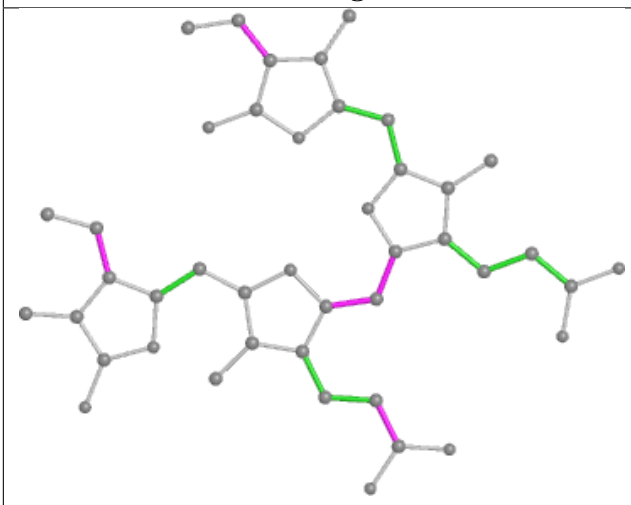

Torsions

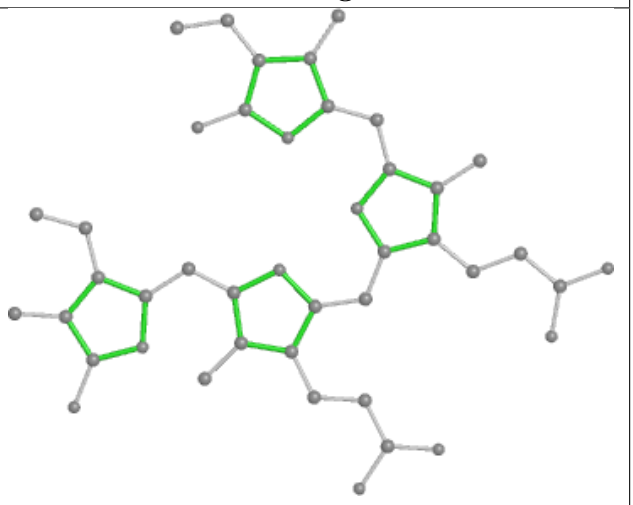

Rings

Ligand PEB j4 202

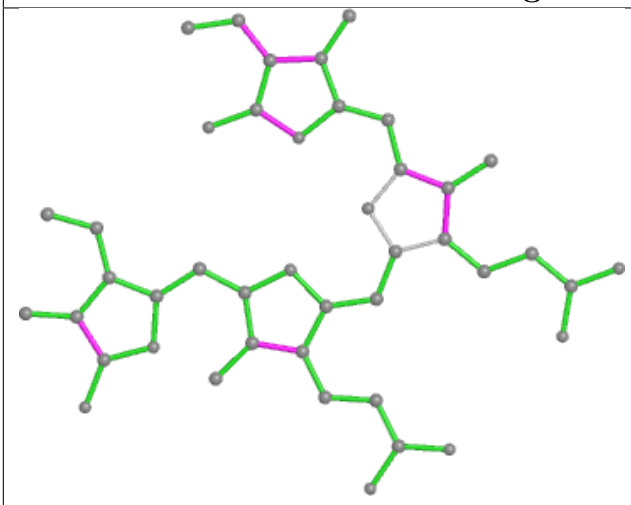

Bond lengths

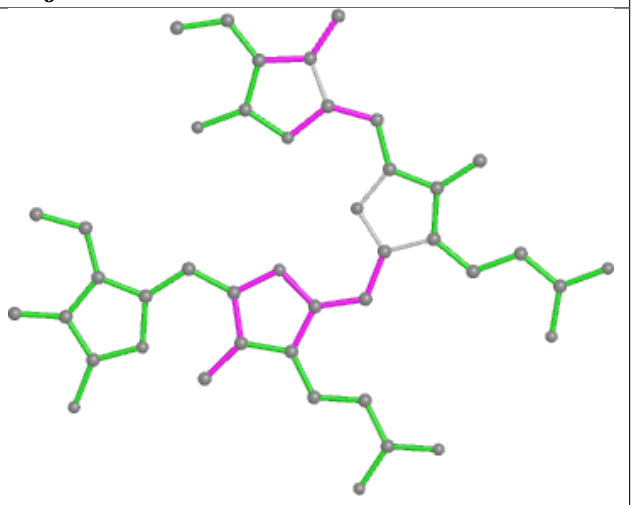

Bond angles

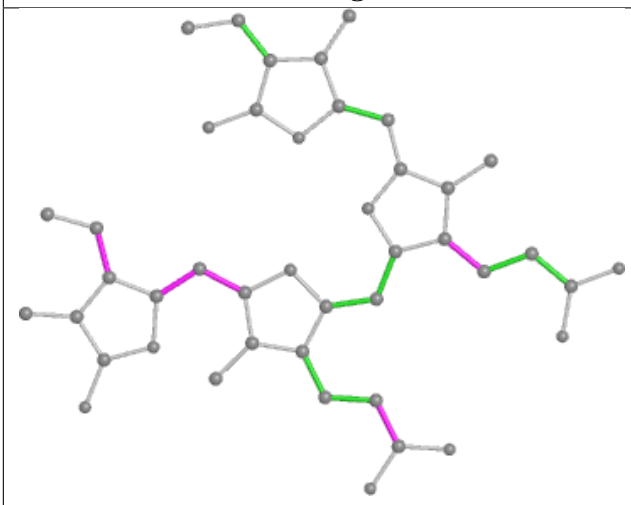

Torsions

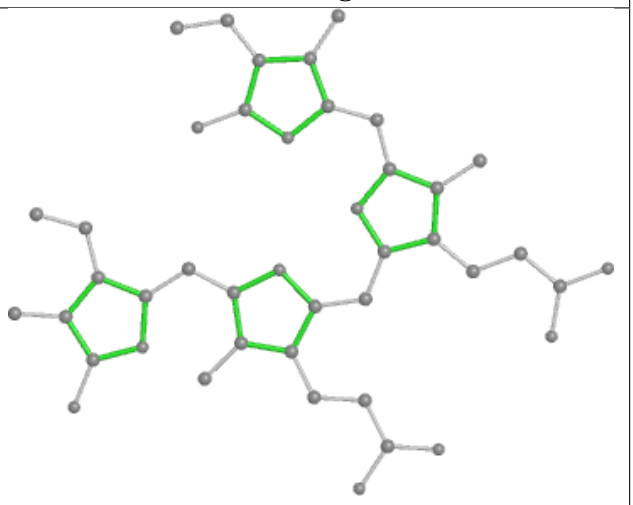

Rings

Ligand PEB bO 202

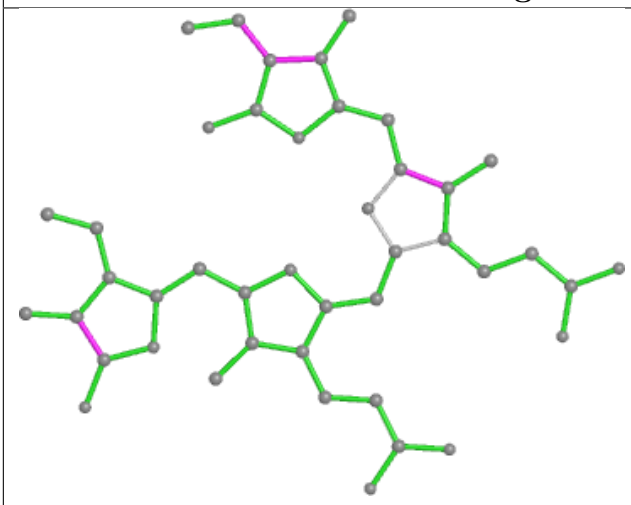

Bond lengths

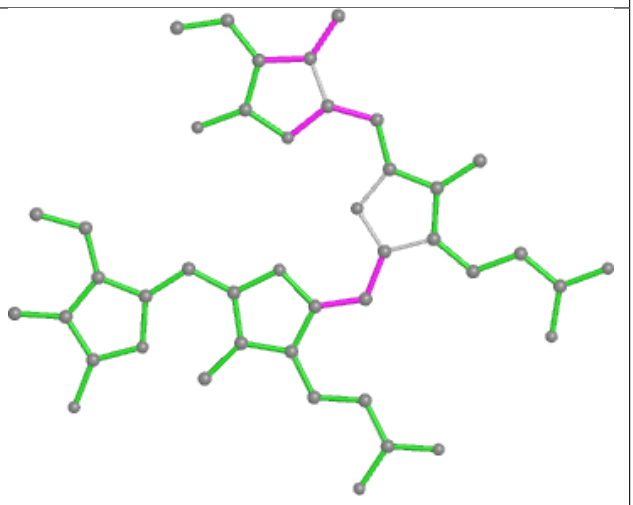

Bond angles

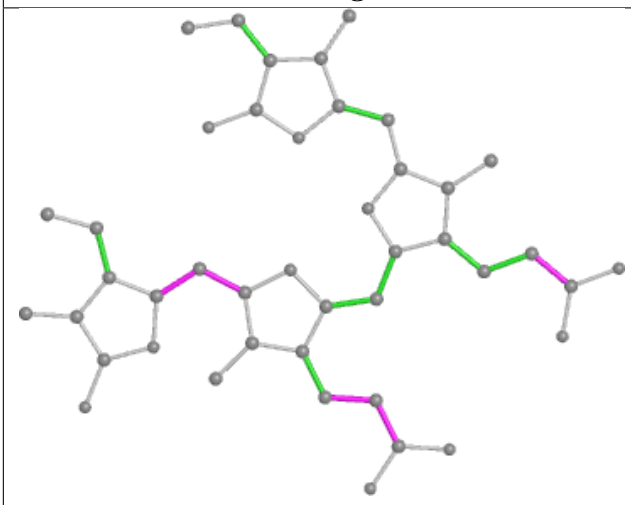

Torsions

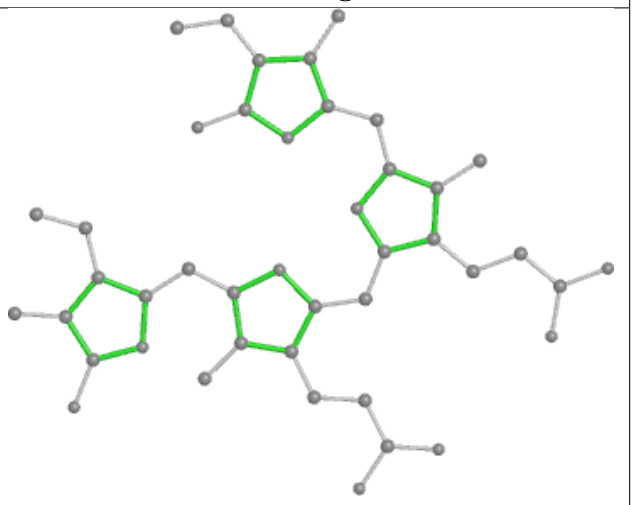

Rings

Ligand CYC v1 201

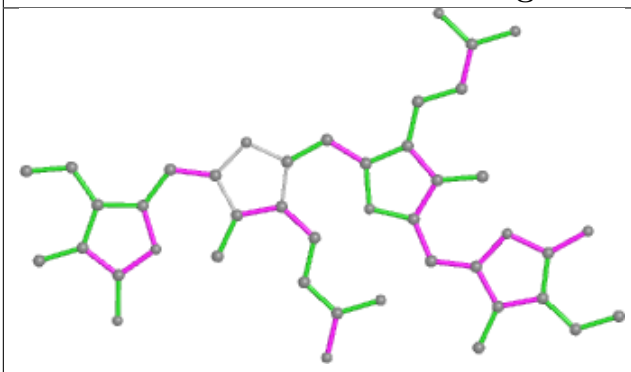

Bond lengths

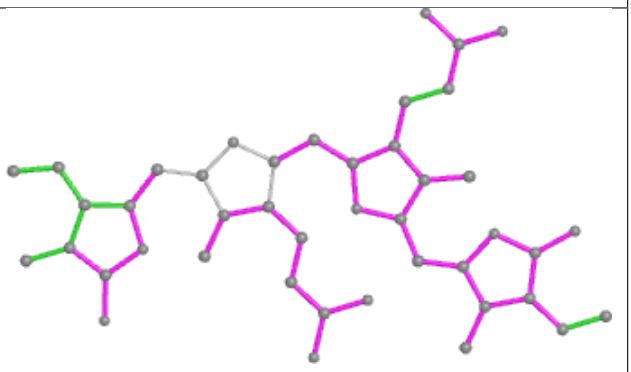

Bond angles

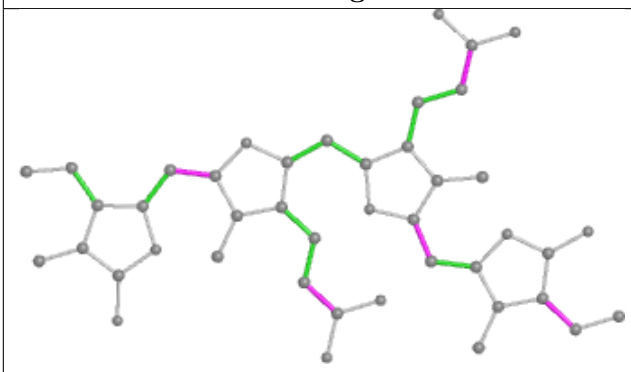

Torsions

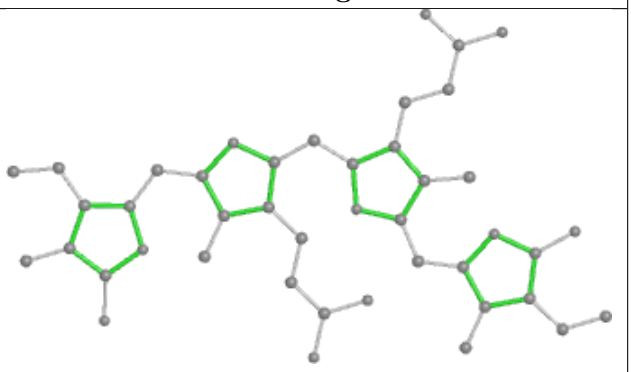

Rings

Ligand PEB K4 201

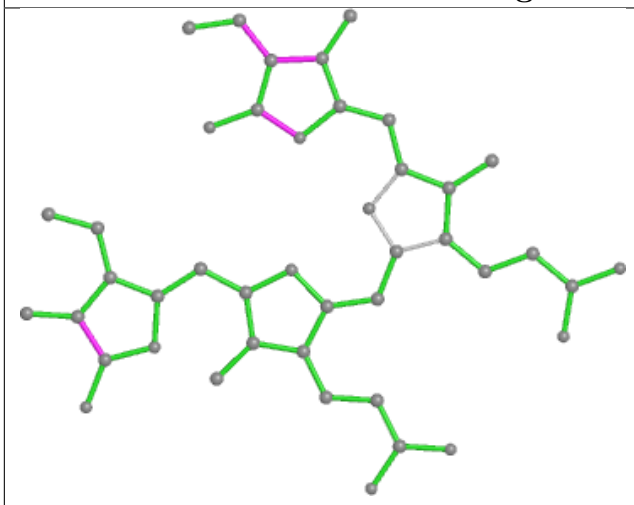

Bond lengths

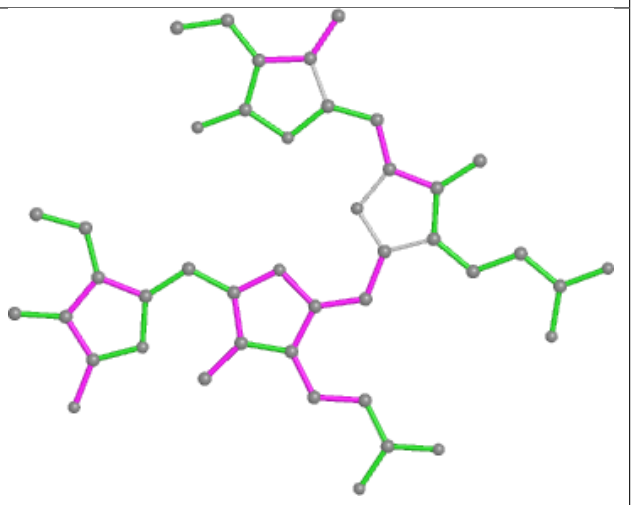

Bond angles

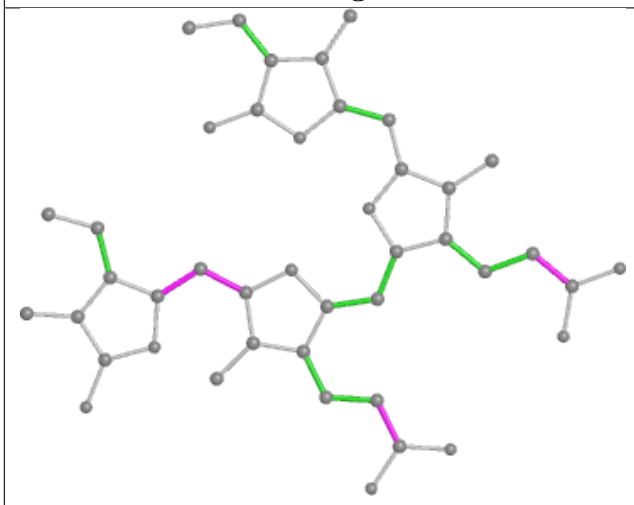

Torsions

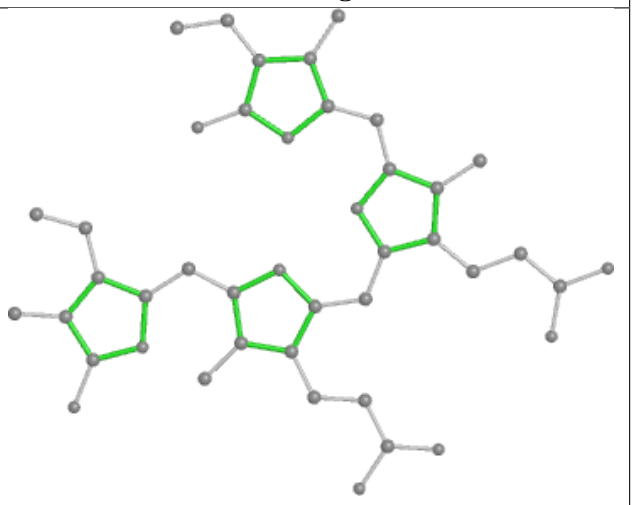

Rings

Ligand PEB fr 201

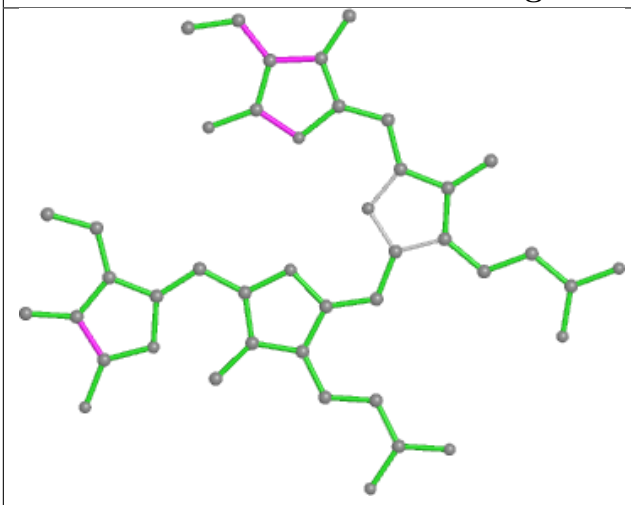

Bond lengths

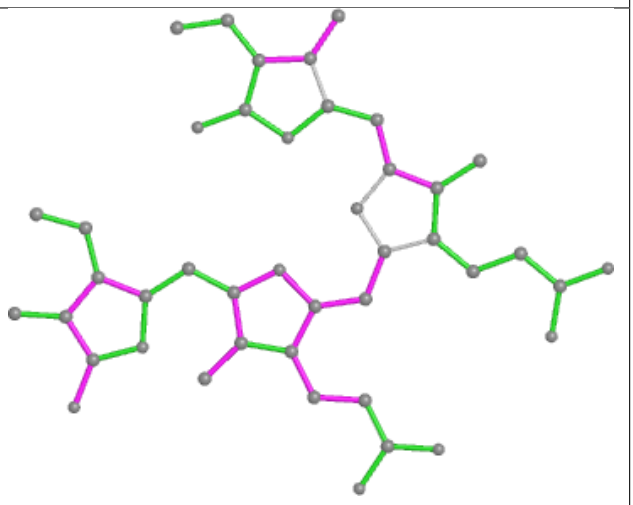

Bond angles

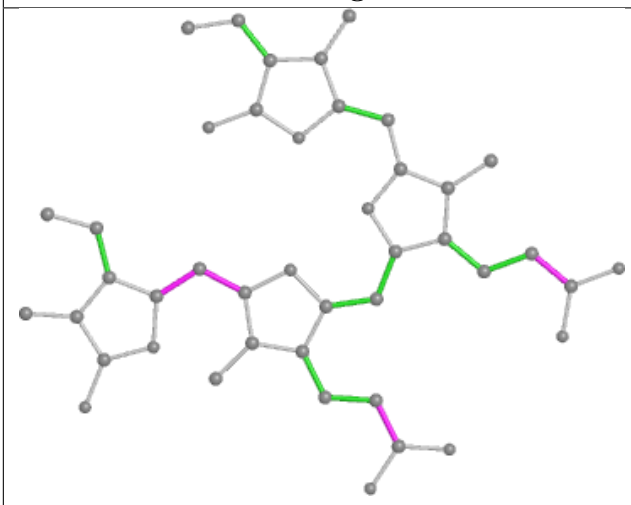

Torsions

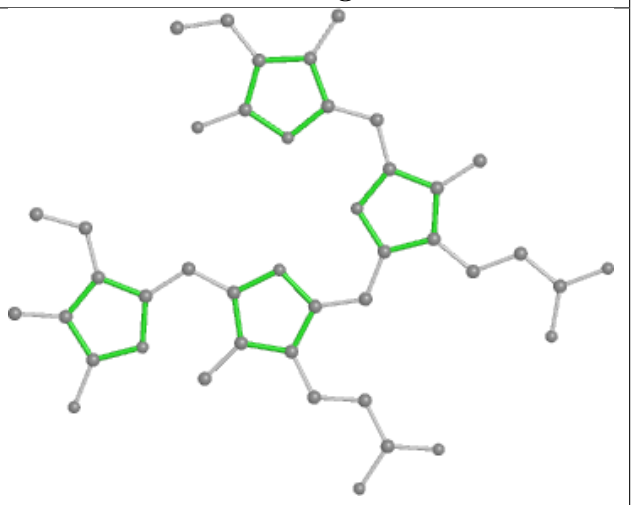

Rings

Ligand PEB b5 1001

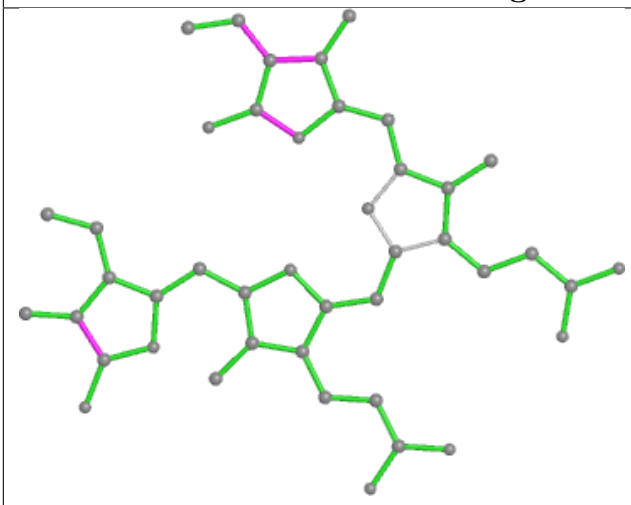

Bond lengths

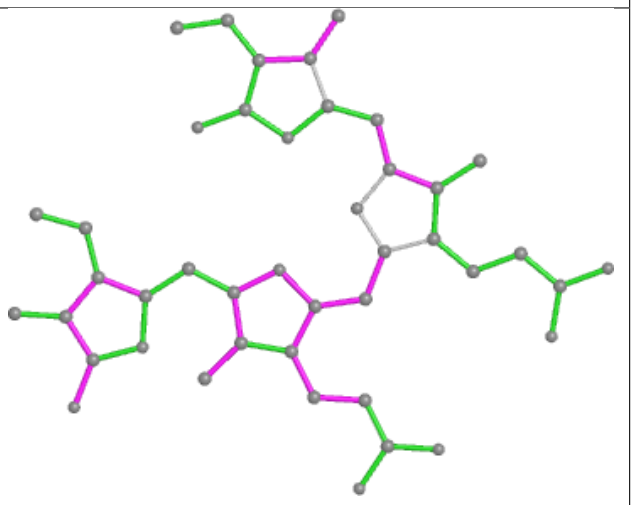

Bond angles

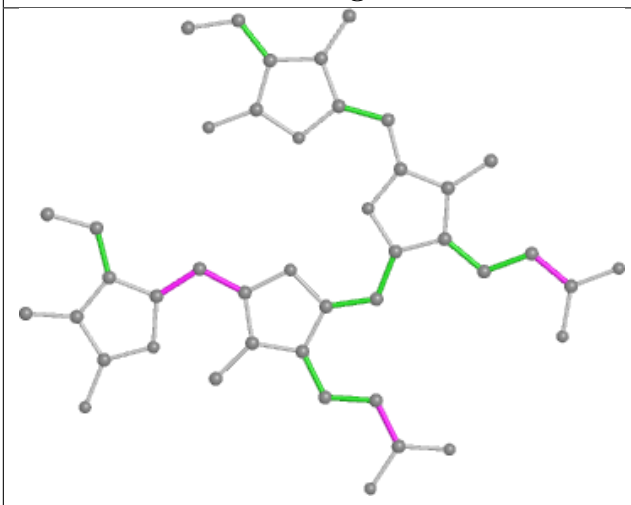

Torsions

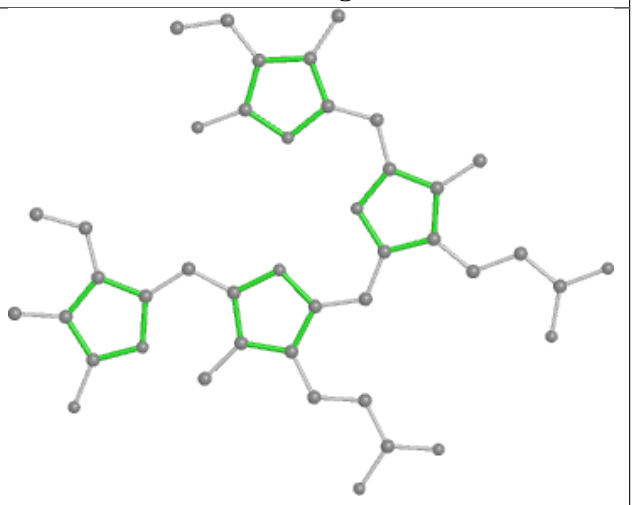

Rings

Ligand PEB D2 302

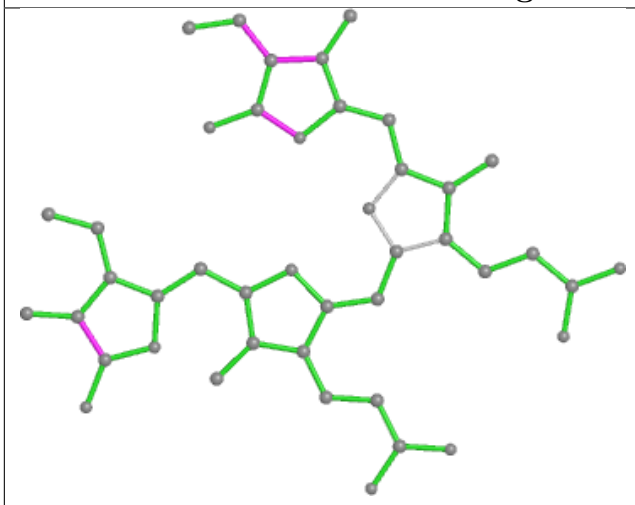

Bond lengths

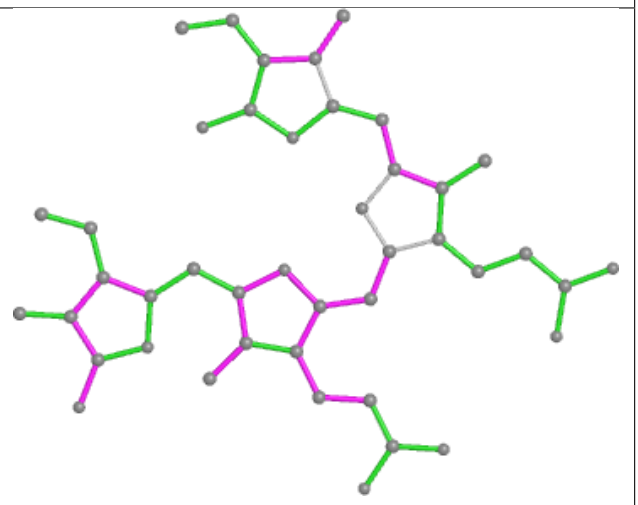

Bond angles

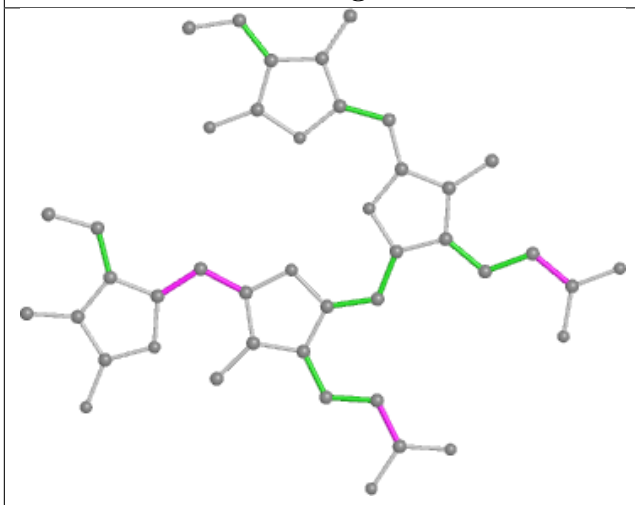

Torsions

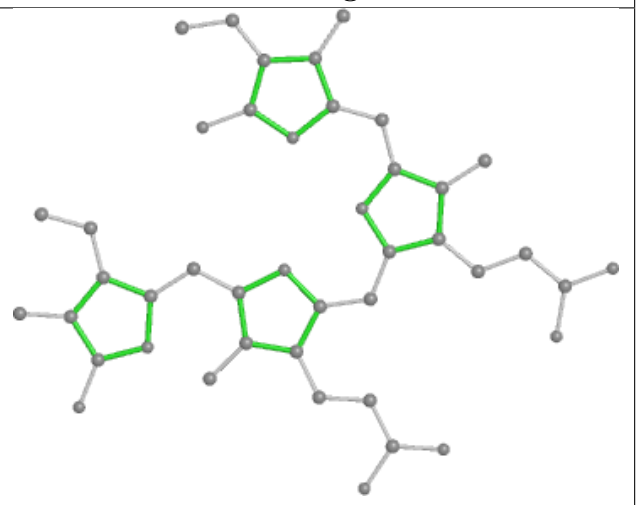

Rings

Ligand PEB z8 201

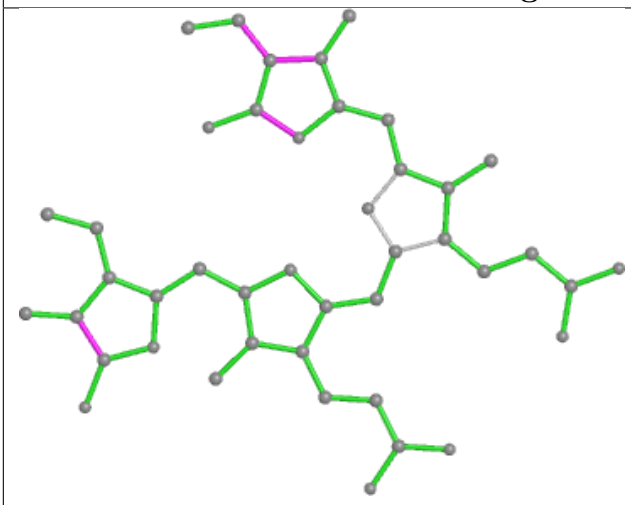

Bond lengths

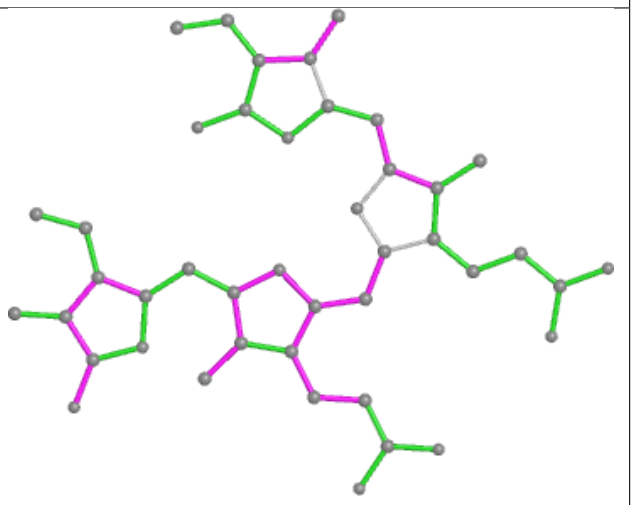

Bond angles

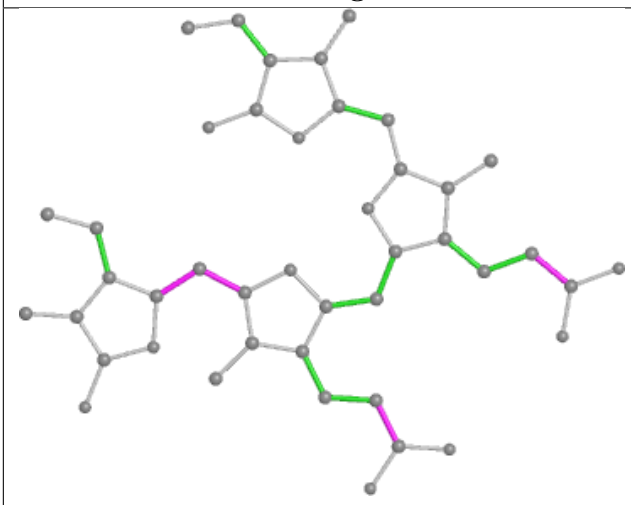

Torsions

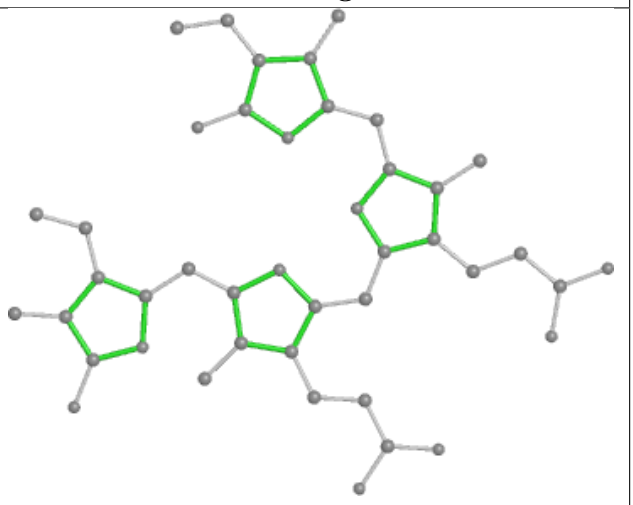

Rings

Ligand PEB R9 201

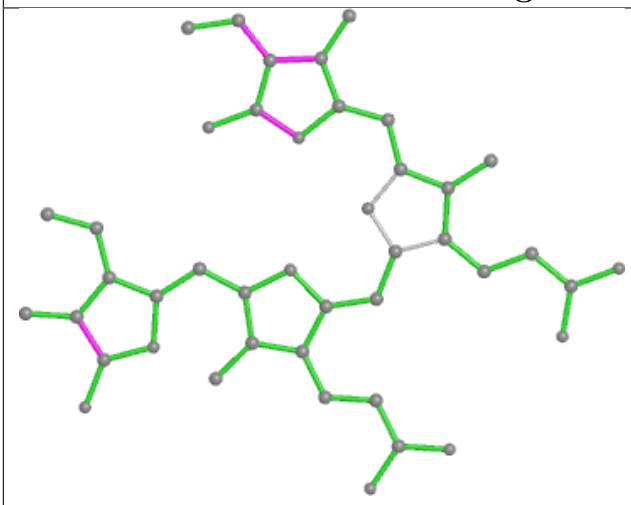

Bond lengths

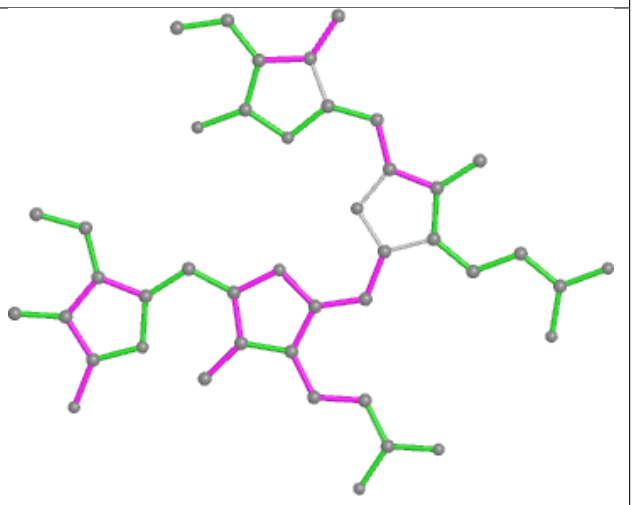

Bond angles

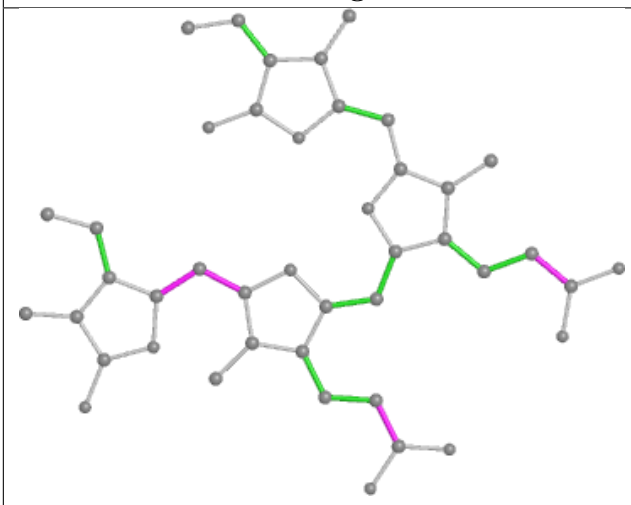

Torsions

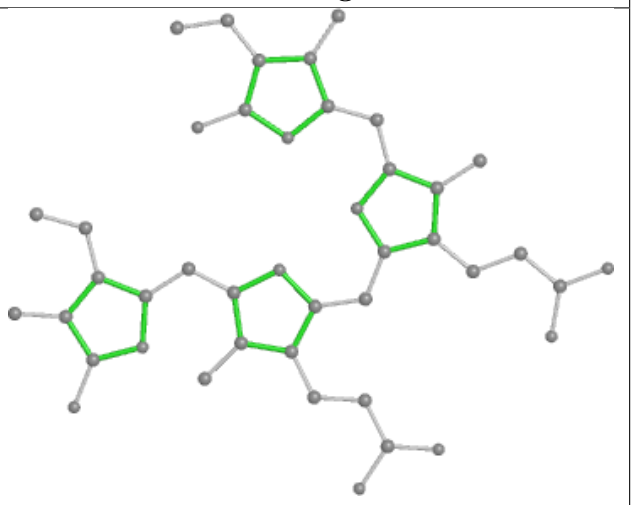

Rings

Ligand PEB r9 202

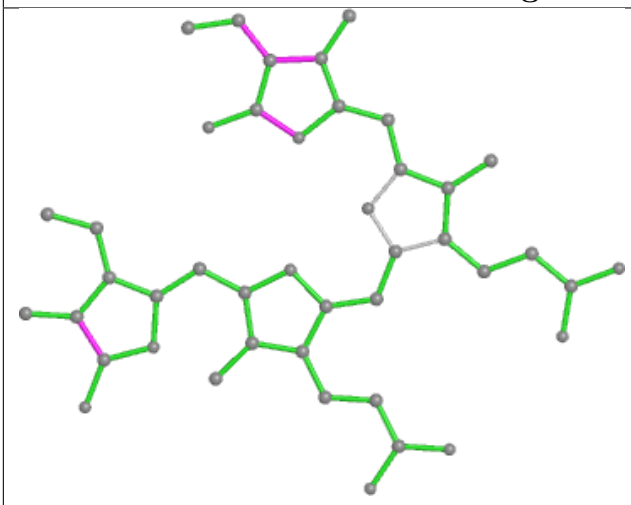

Bond lengths

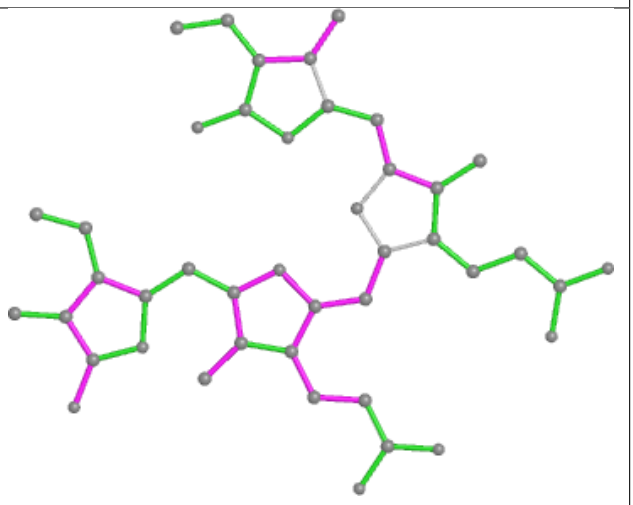

Bond angles

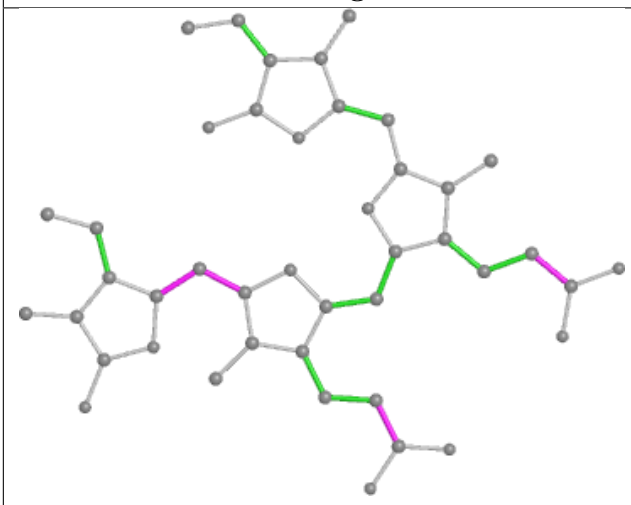

Torsions

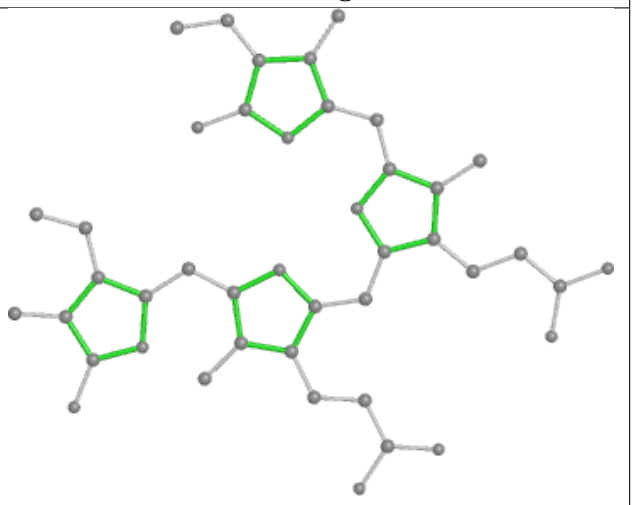

Rings

Ligand PEB d4 201

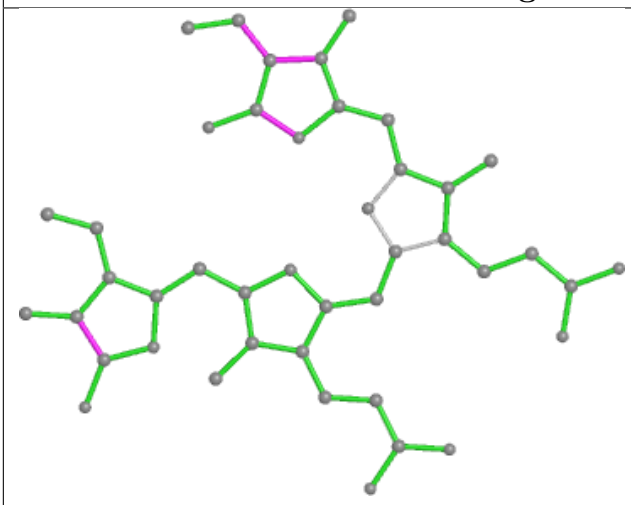

Bond lengths

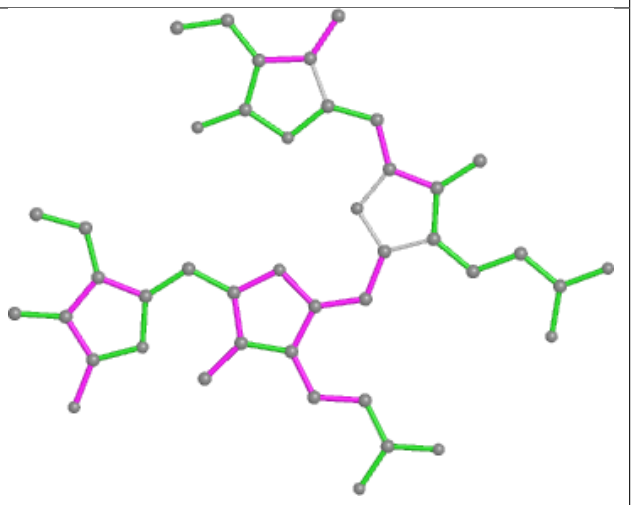

Bond angles

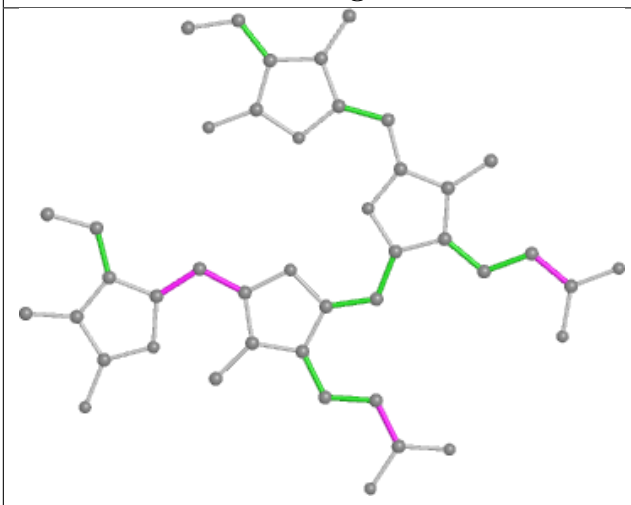

Torsions

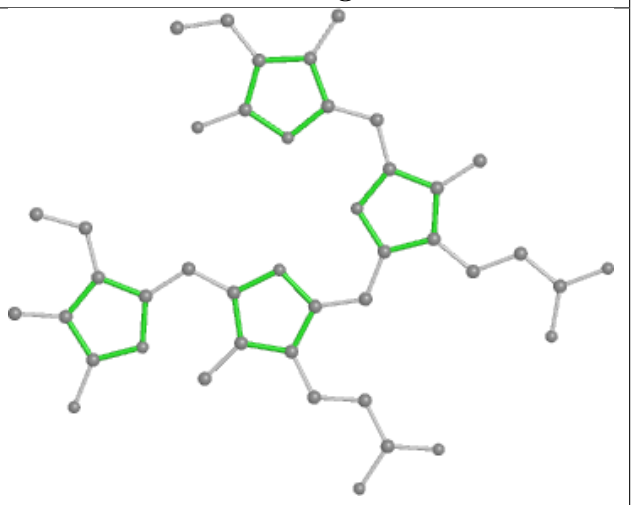

Rings

Ligand PEB m6 202

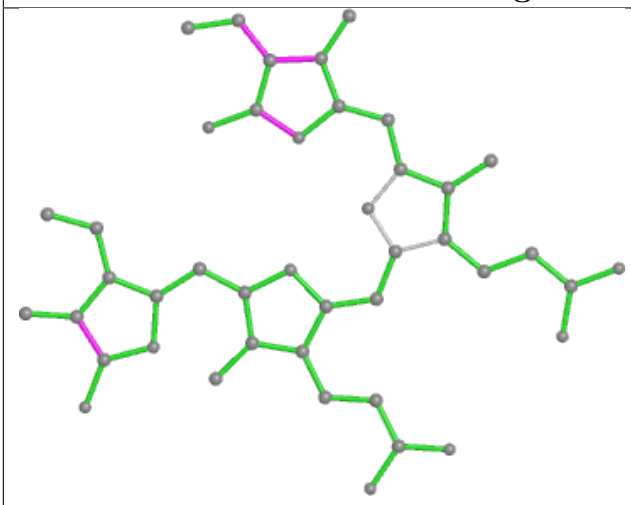

Bond lengths

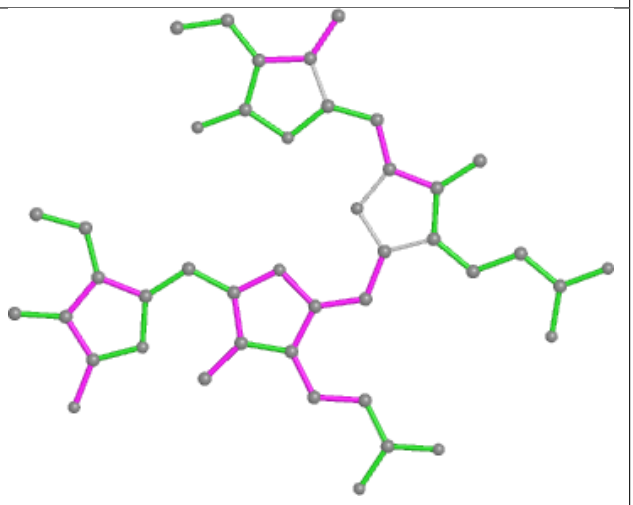

Bond angles

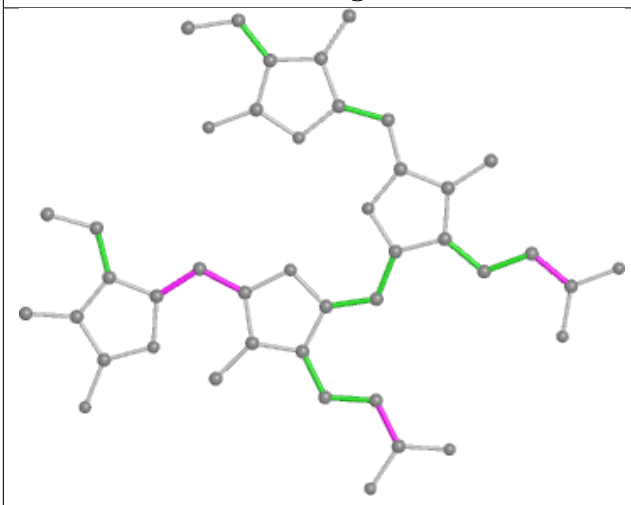

Torsions

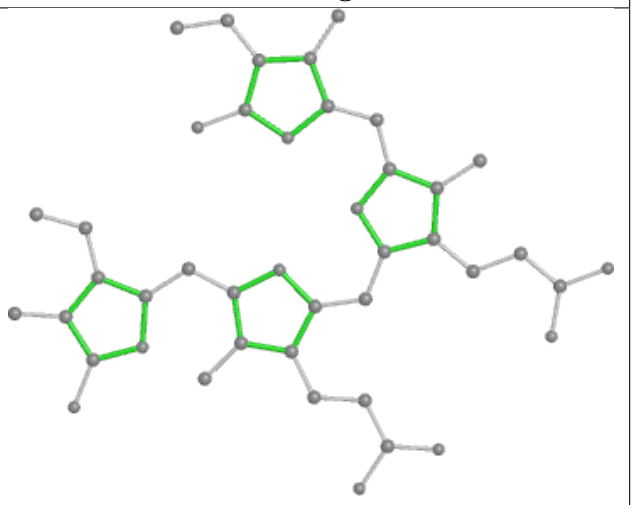

Rings

Ligand PUB dx 407

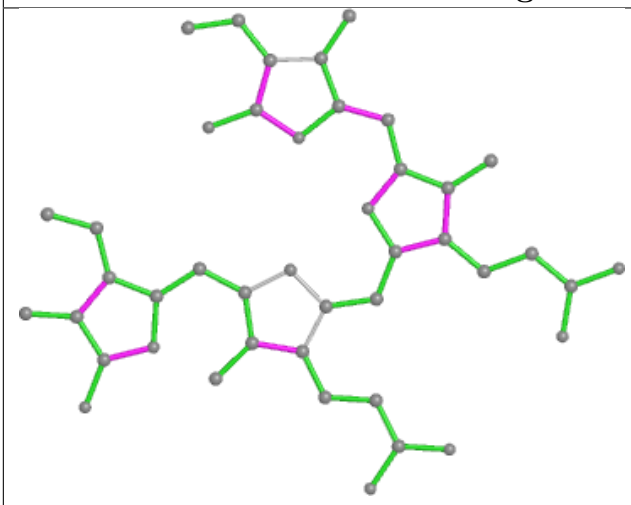

Bond lengths

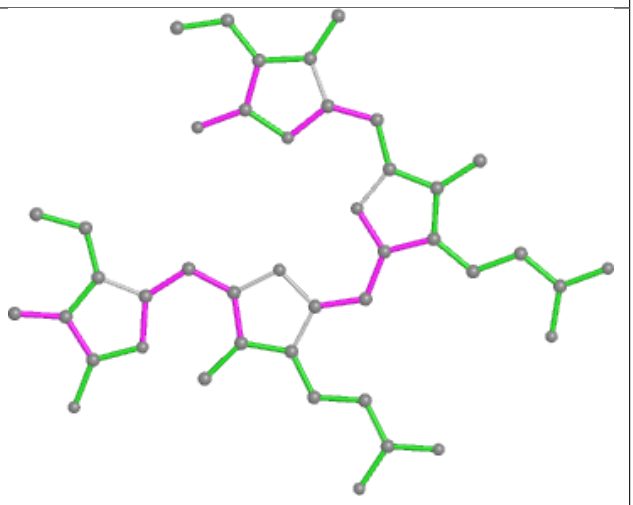

Bond angles

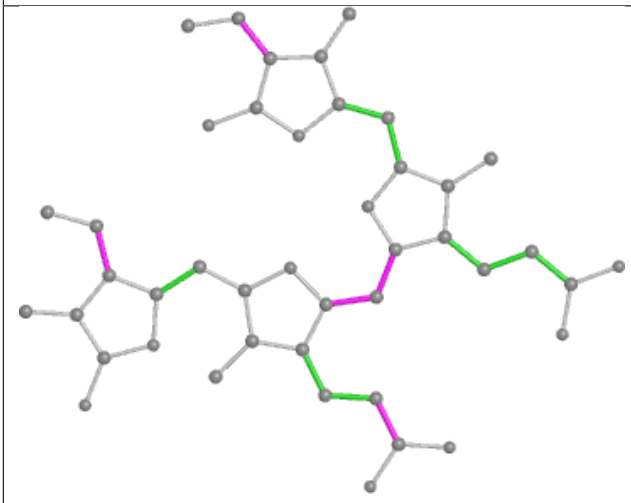

Torsions

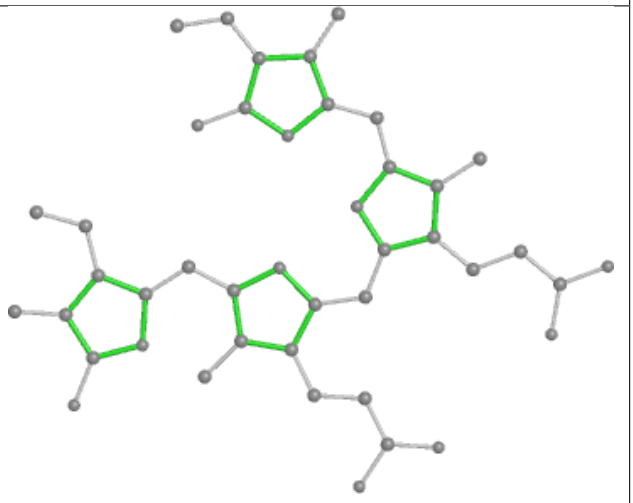

Rings

Ligand PEB v6 201

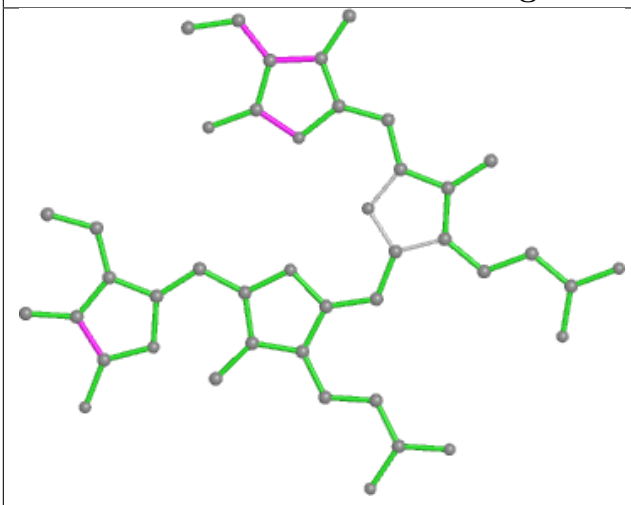

Bond lengths

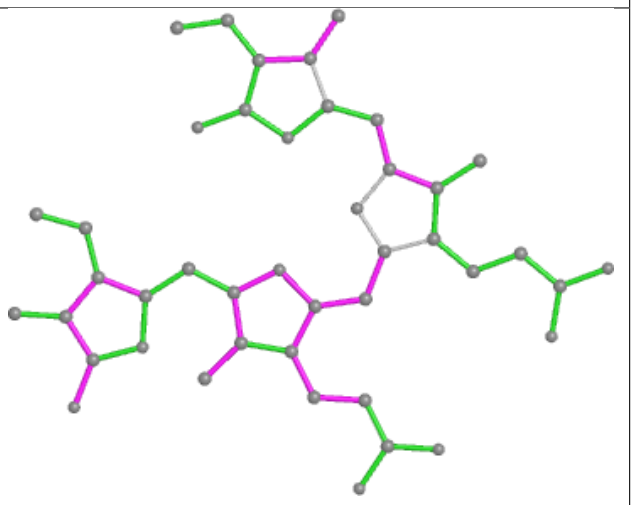

Bond angles

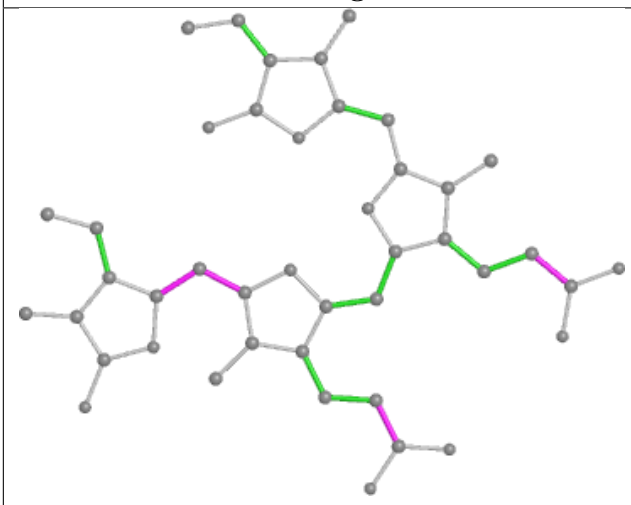

Torsions

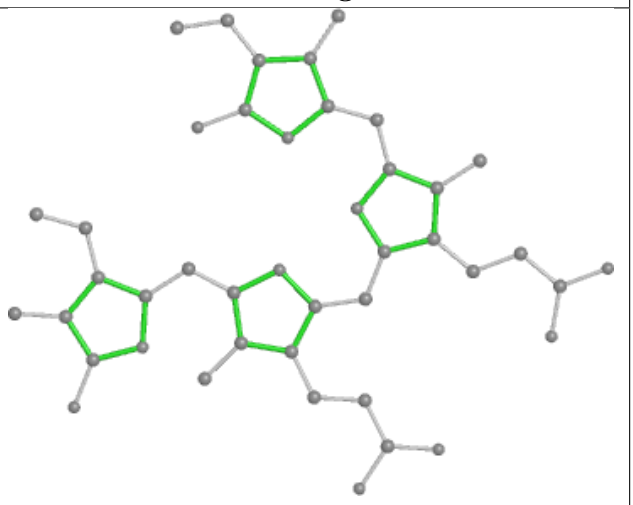

Rings

Ligand PEB dk 1001

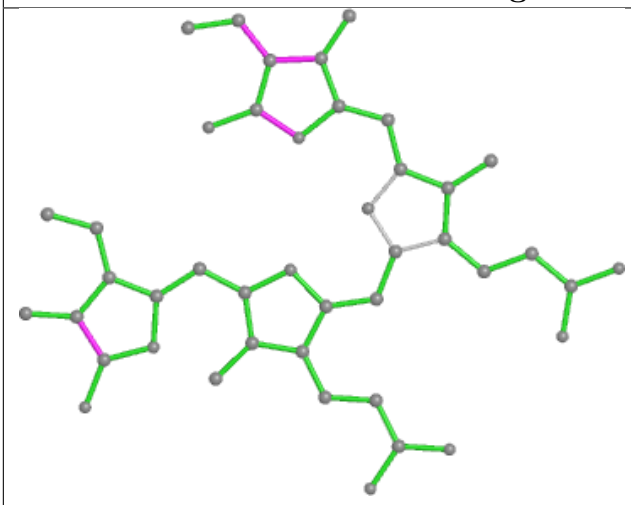

Bond lengths

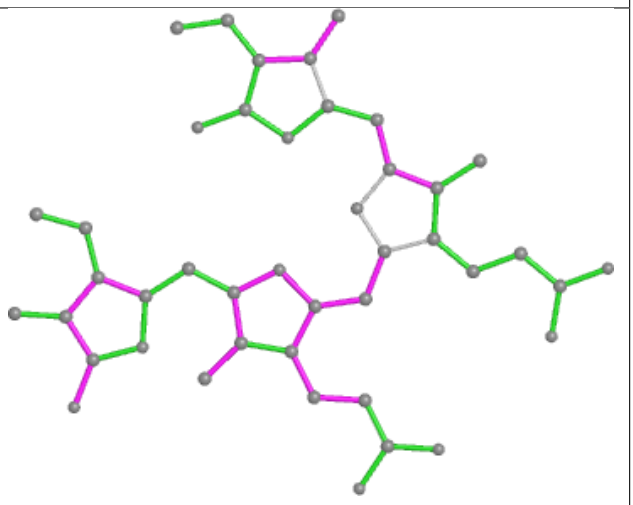

Bond angles

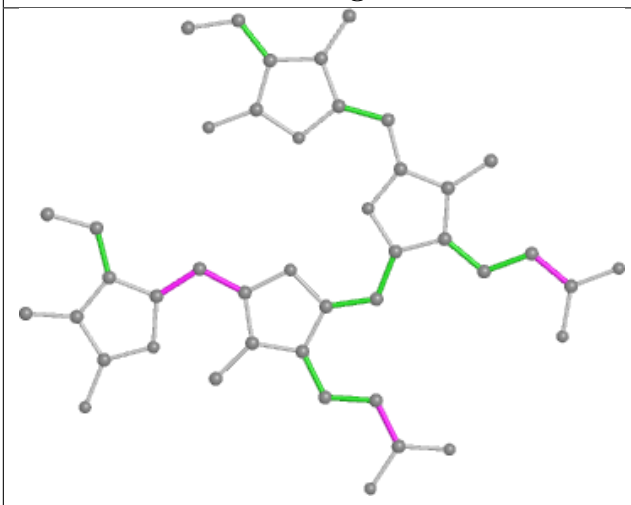

Torsions

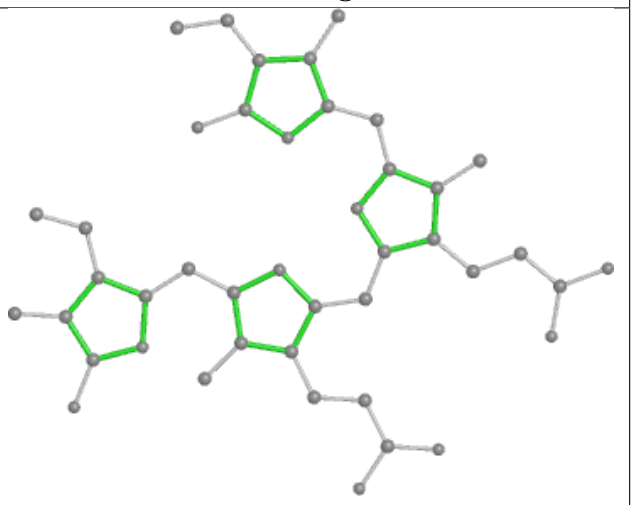

Rings

Ligand PEB Z4 202

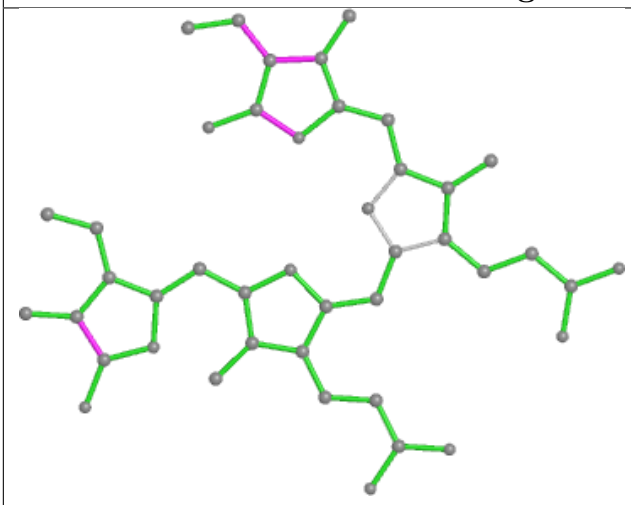

Bond lengths

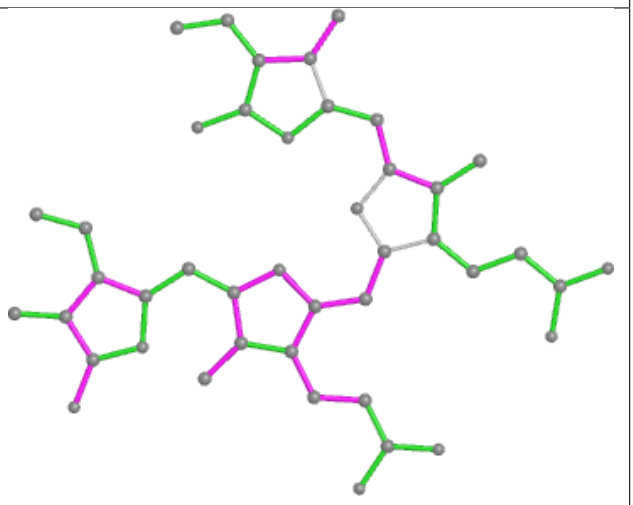

Bond angles

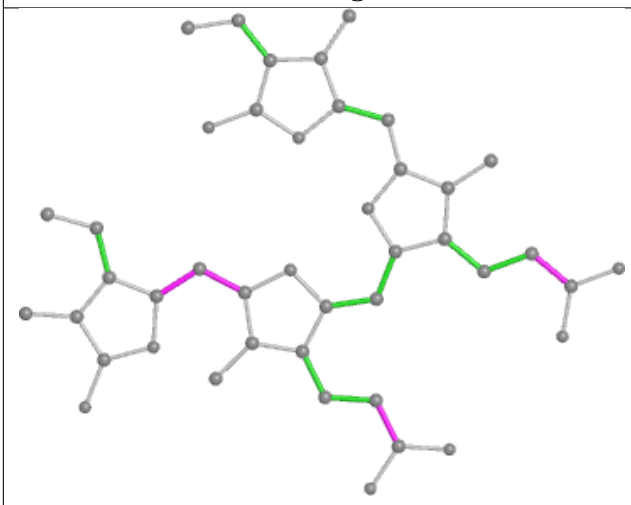

Torsions

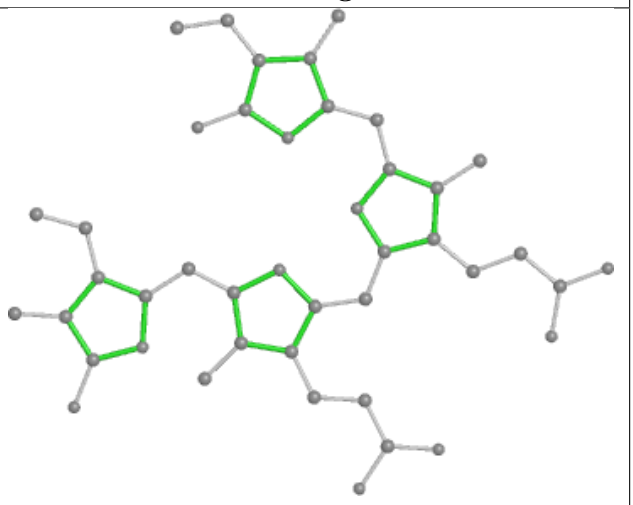

Rings

Ligand CYC G1 1001

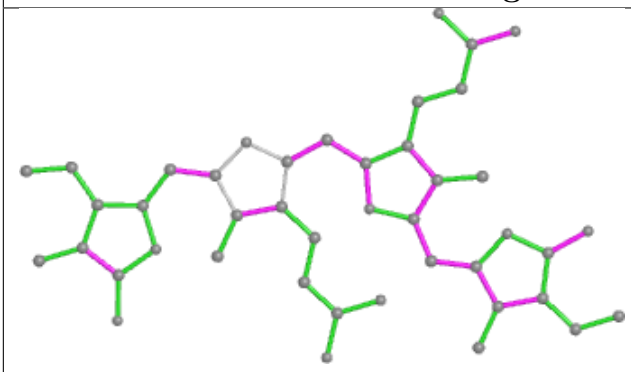

Bond lengths

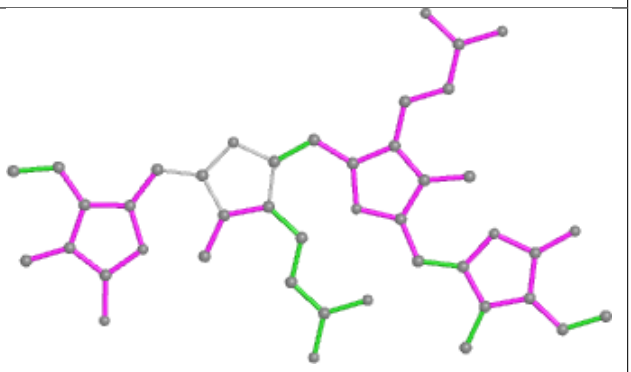

Bond angles

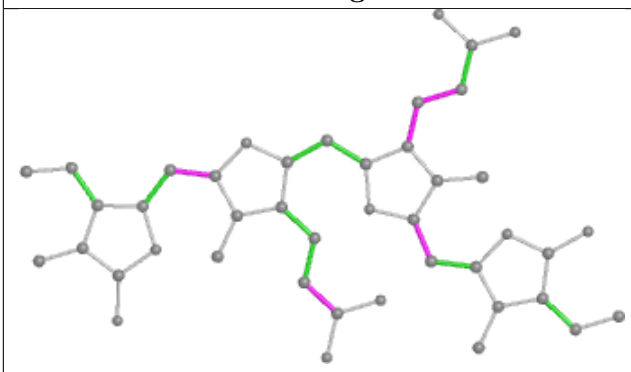

Torsions

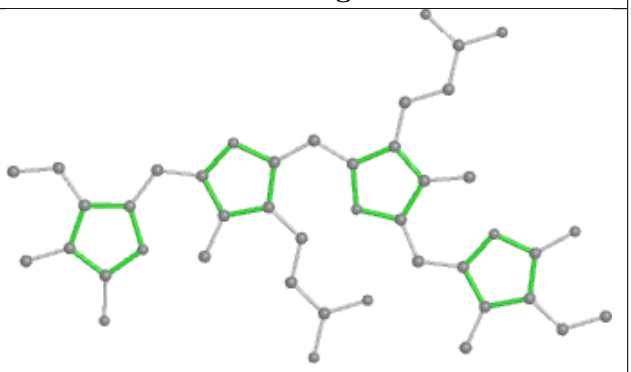

Rings

Ligand PEB bR 201

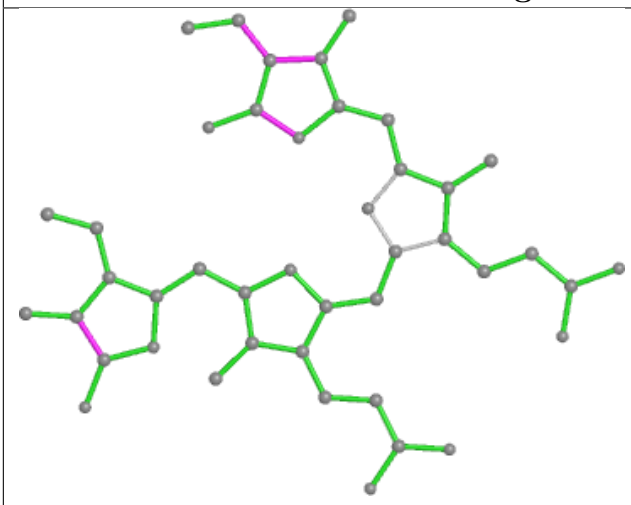

Bond lengths

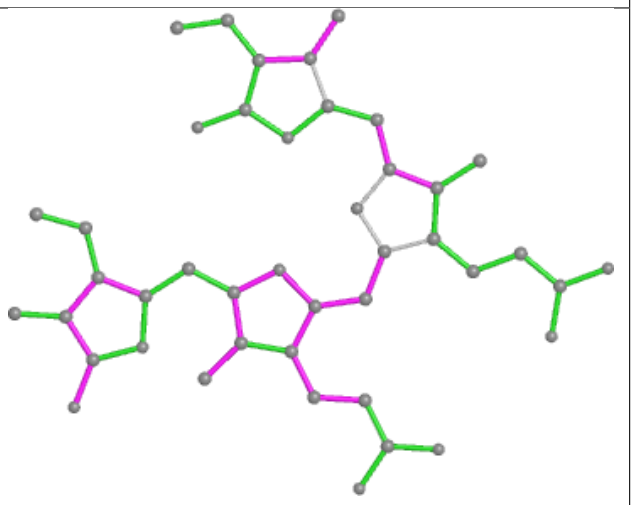

Bond angles

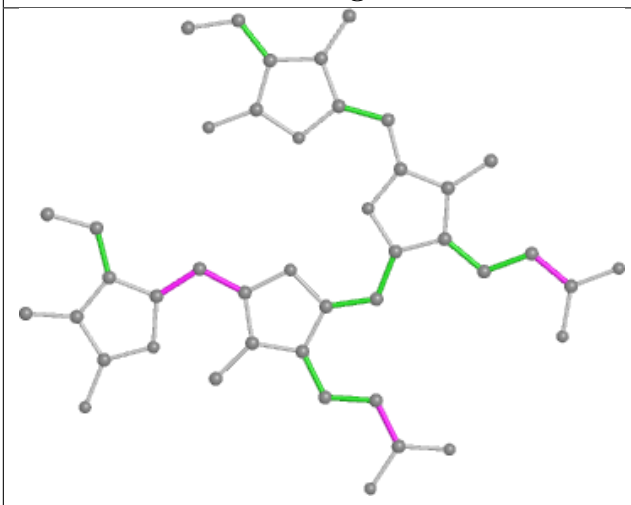

Torsions

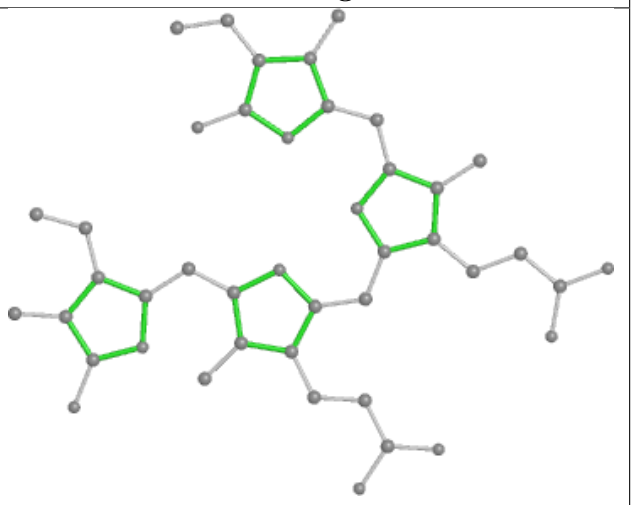

Rings

Ligand PEB eU 202

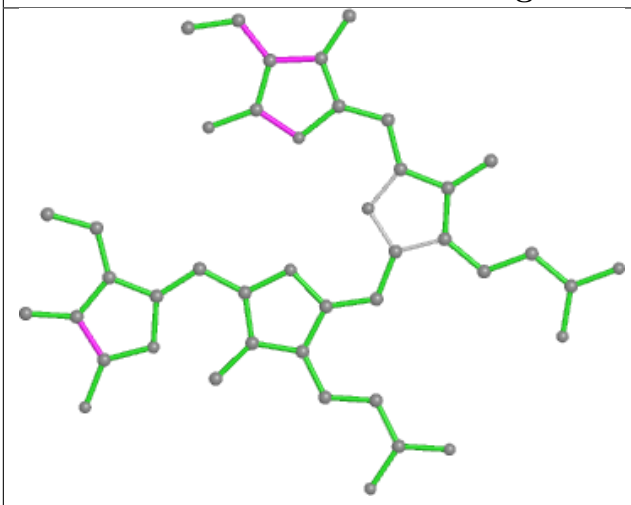

Bond lengths

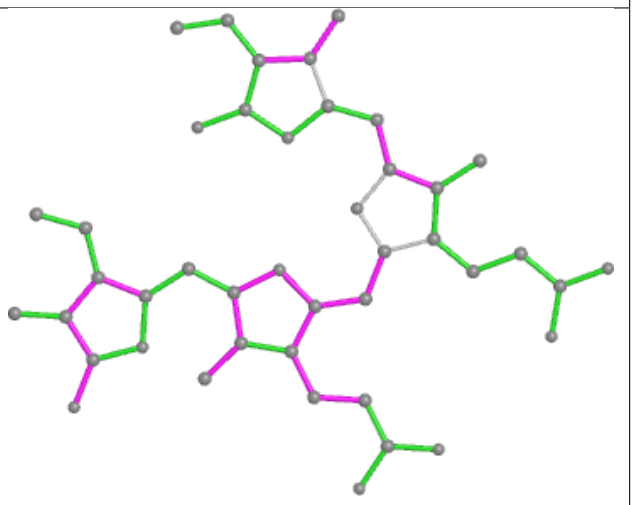

Bond angles

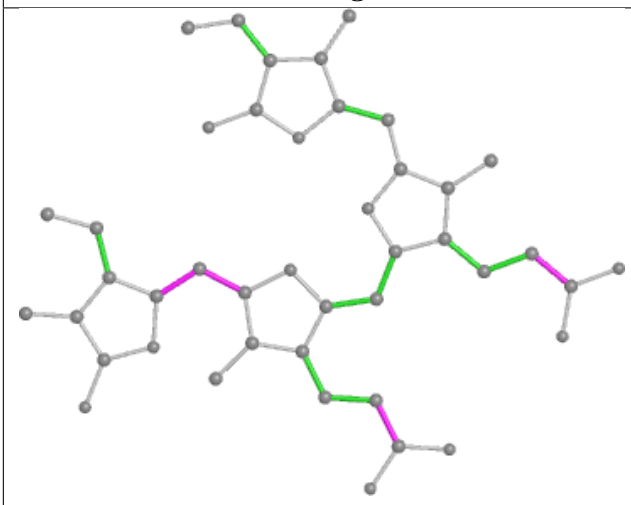

Torsions

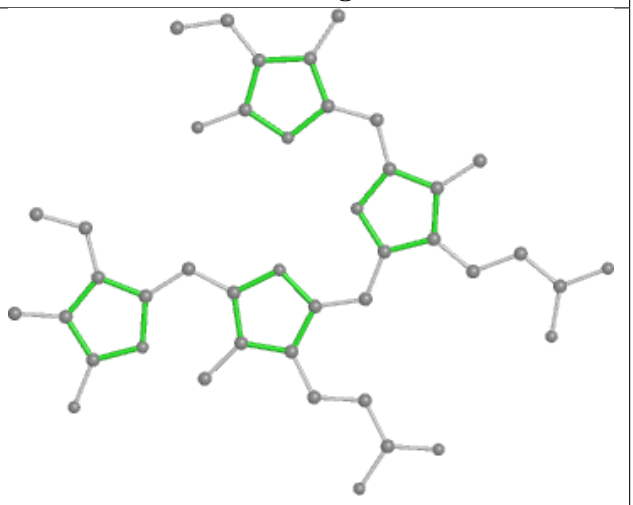

Rings

Ligand PEB y4 1002

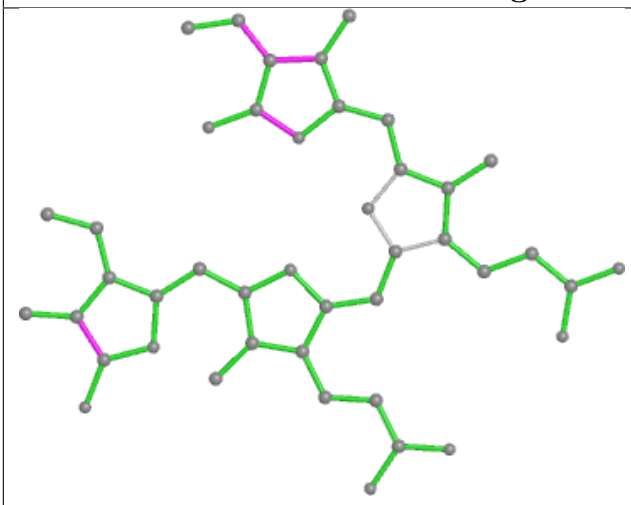

Bond lengths

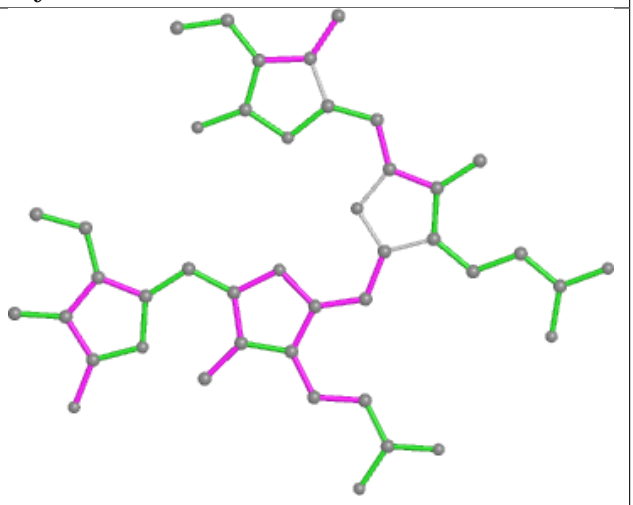

Bond angles

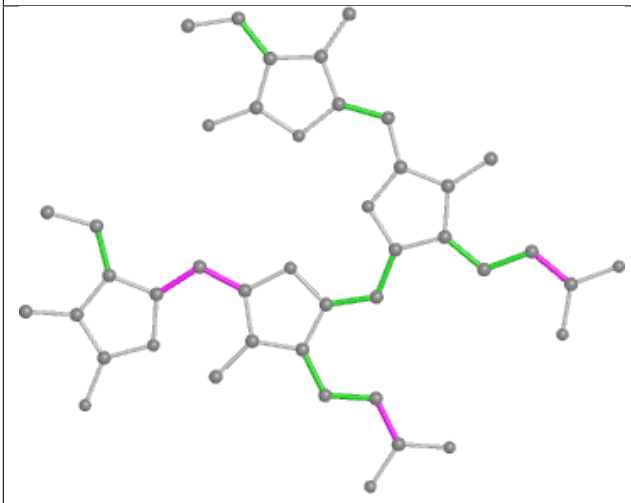

Torsions

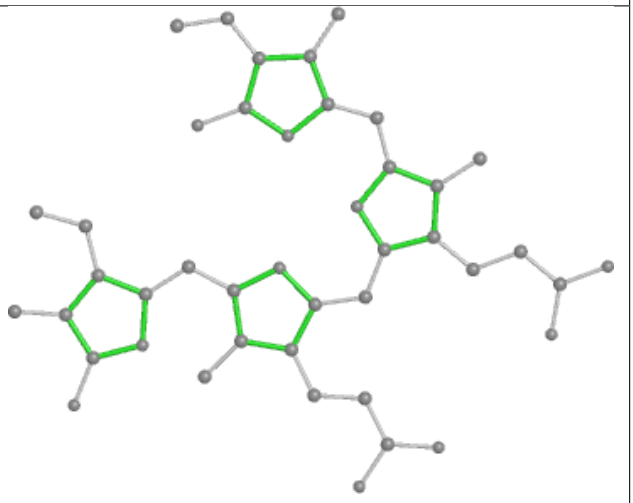

Rings

Ligand PUB aH 203

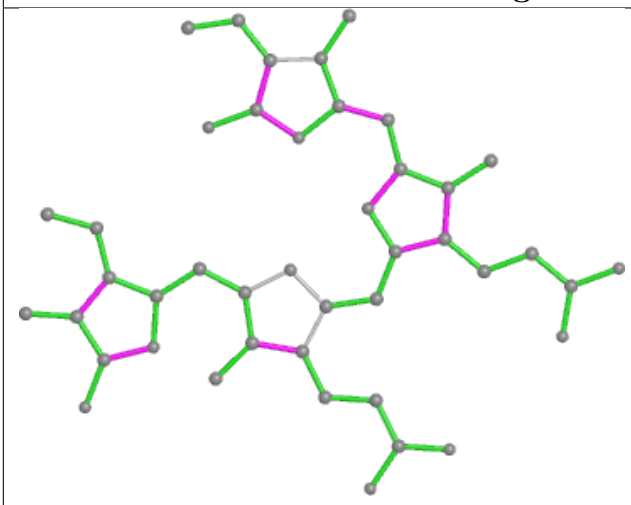

Bond lengths

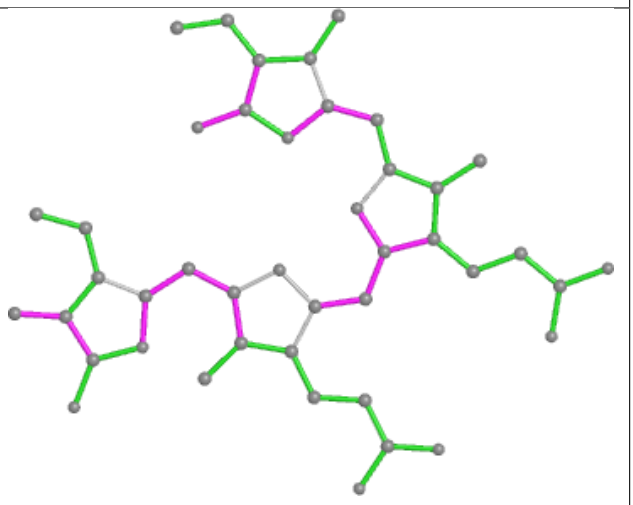

Bond angles

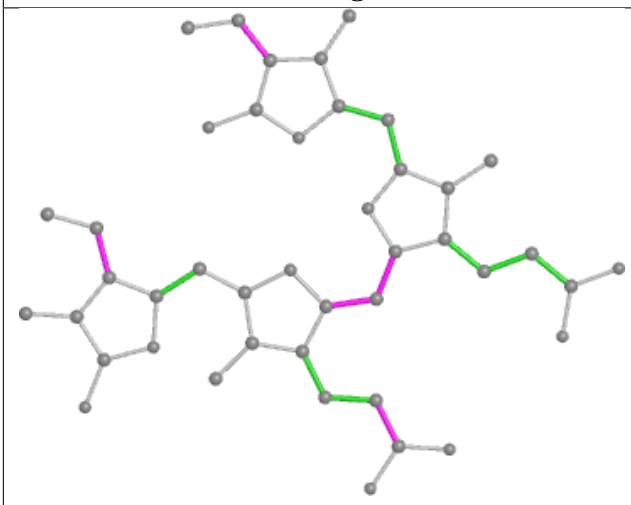

Torsions

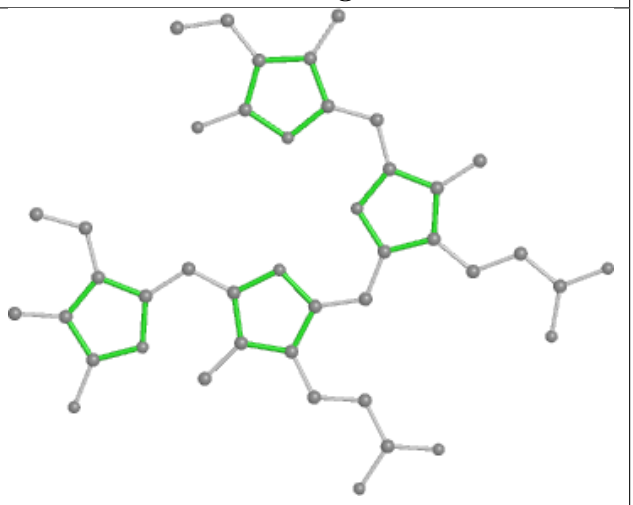

Rings

Ligand PEB eY 402

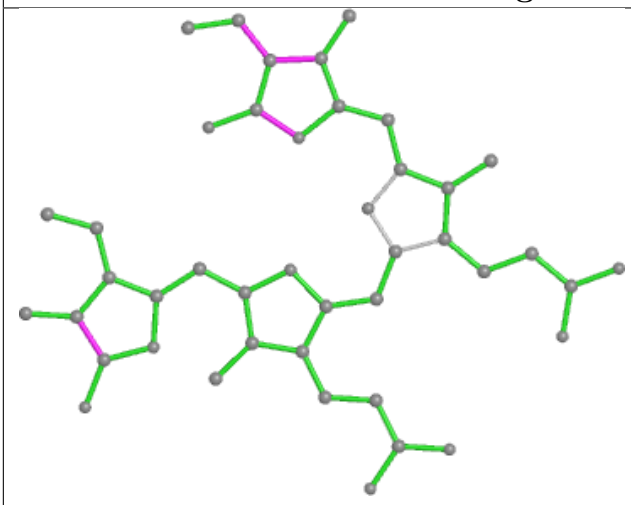

Bond lengths

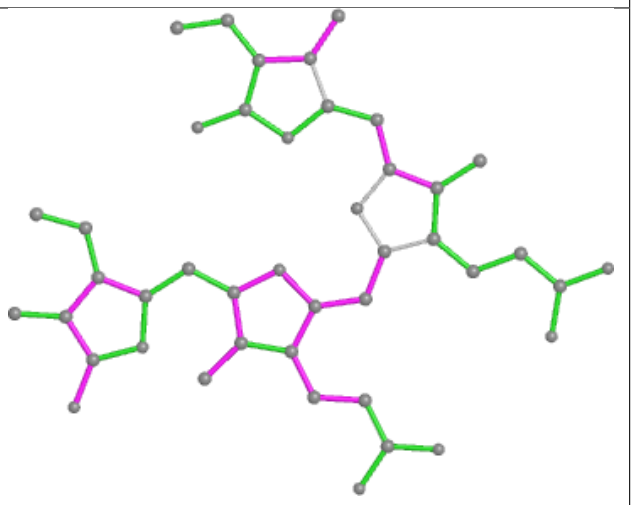

Bond angles

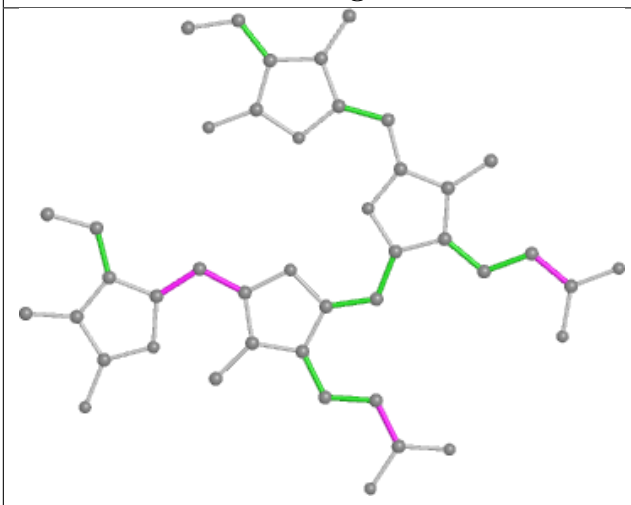

Torsions

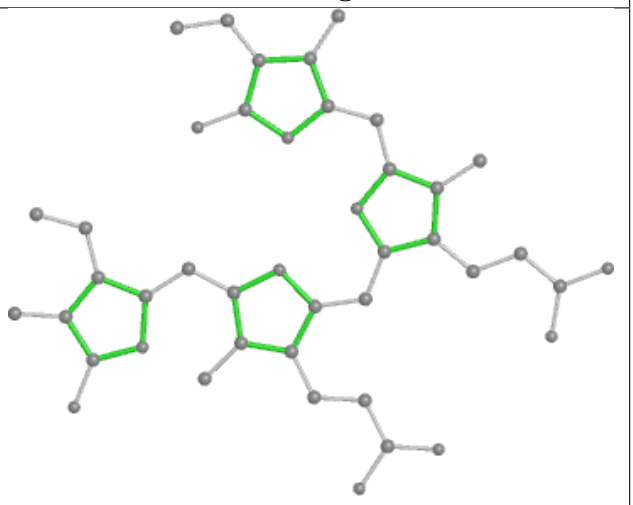

Rings

Ligand PEB fz 301

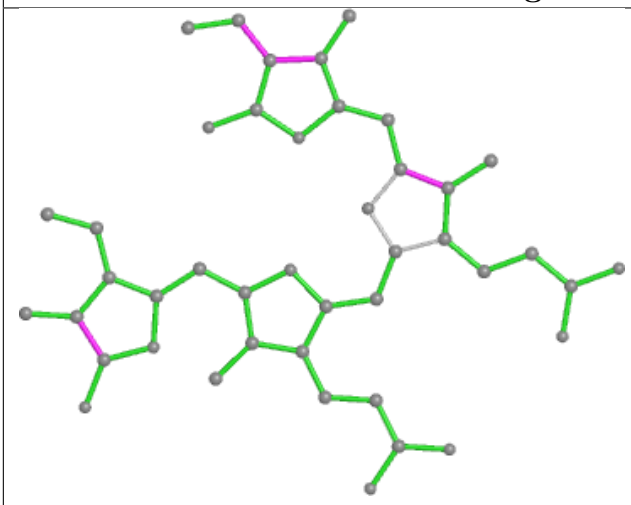

Bond lengths

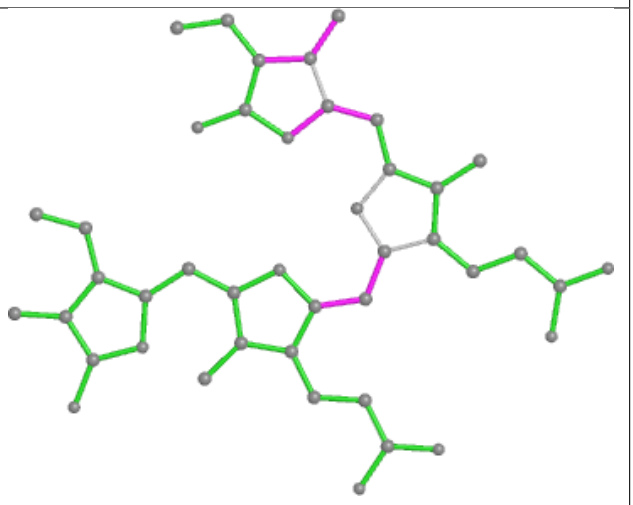

Bond angles

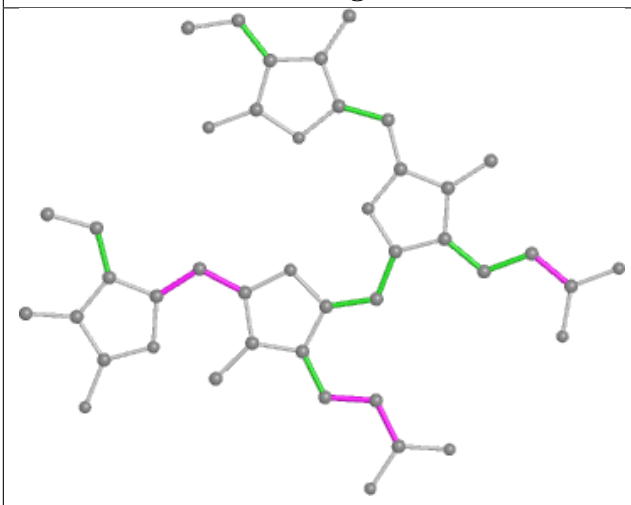

Torsions

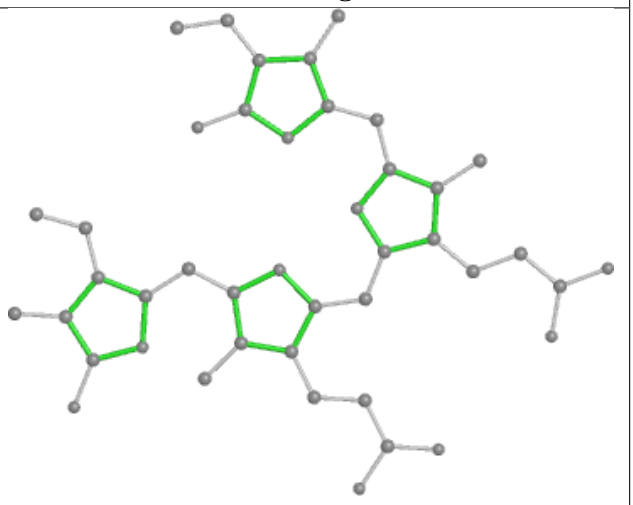

Rings

Ligand PEB aM 201

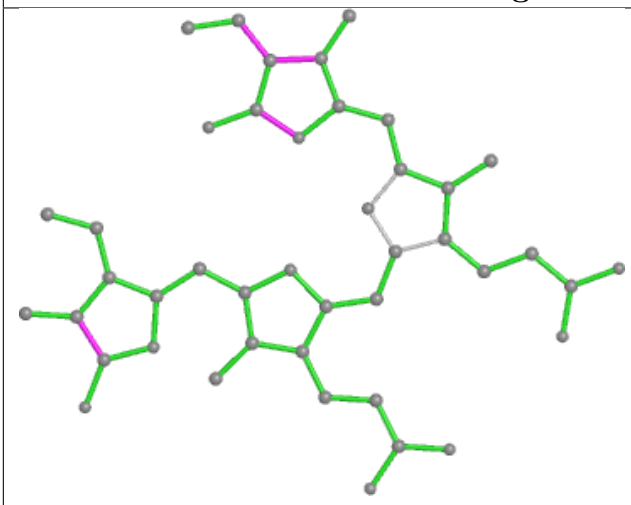

Bond lengths

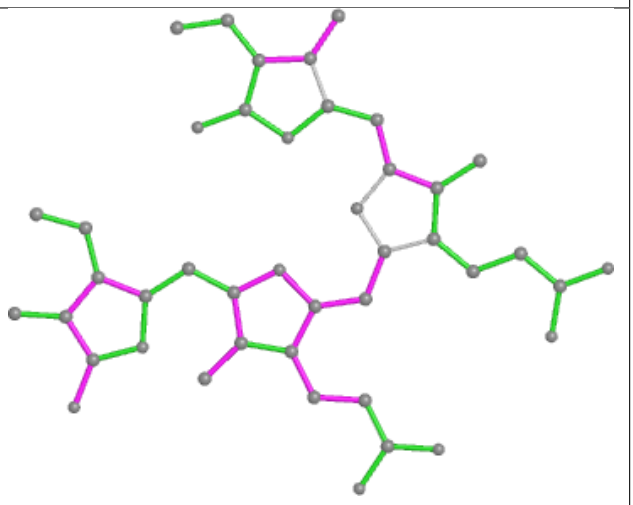

Bond angles

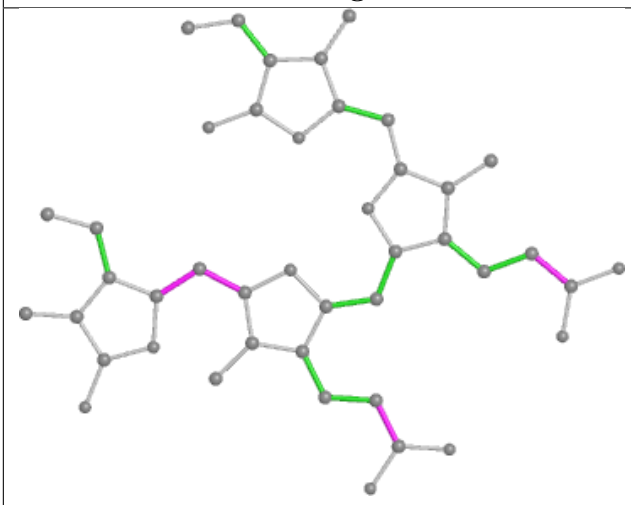

Torsions

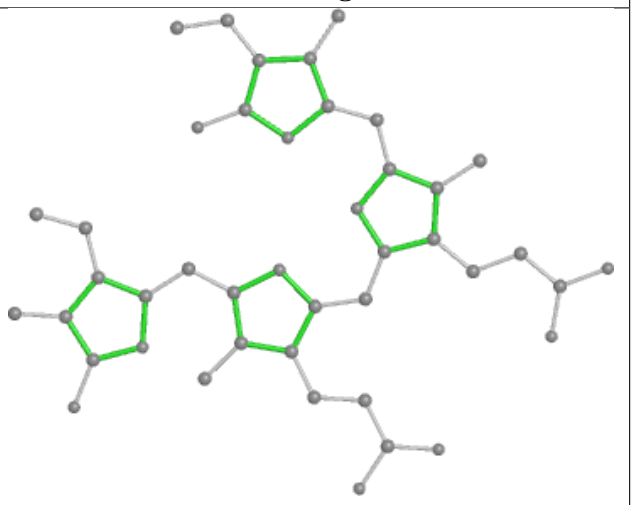

Rings

Ligand PEB aa 1001

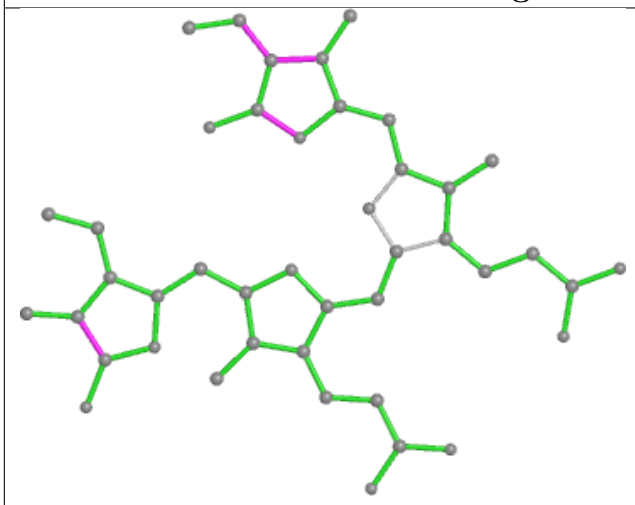

Bond lengths

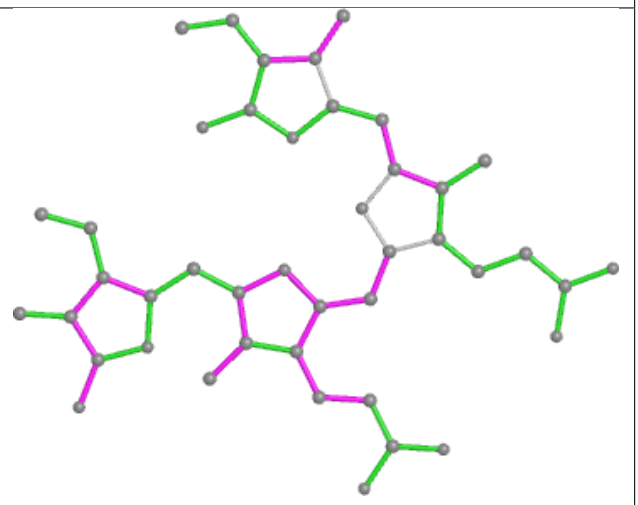

Bond angles

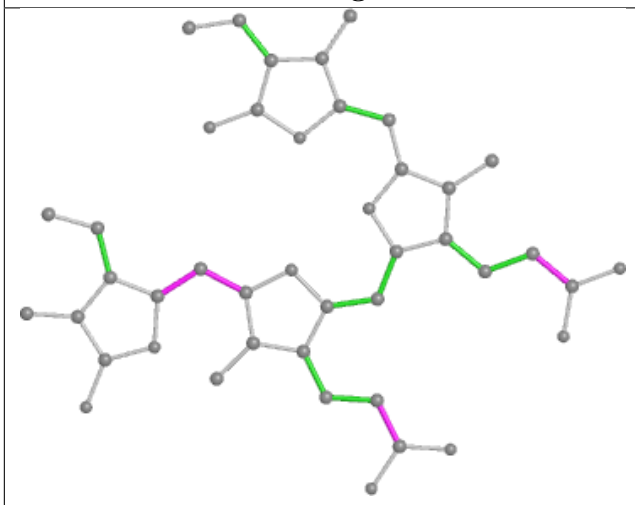

Torsions

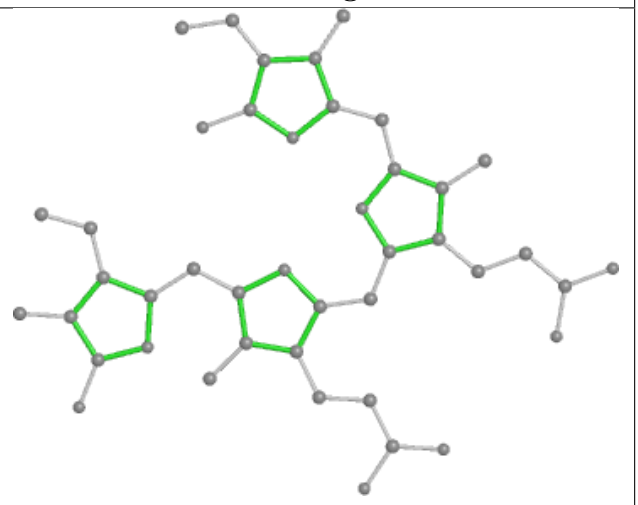

Rings

Ligand PEB hJ 202

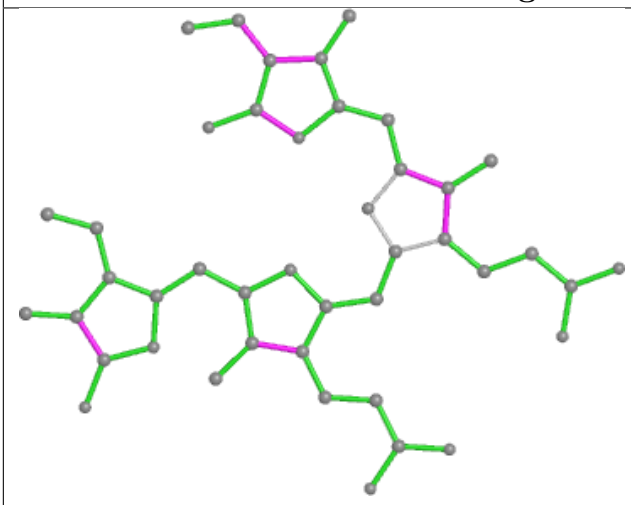

Bond lengths

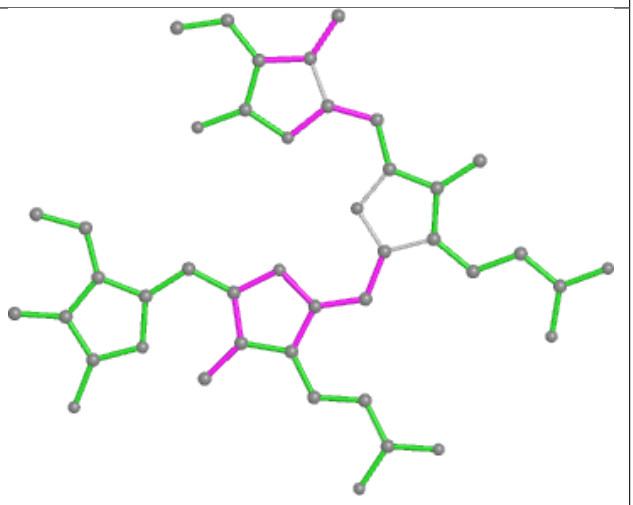

Bond angles

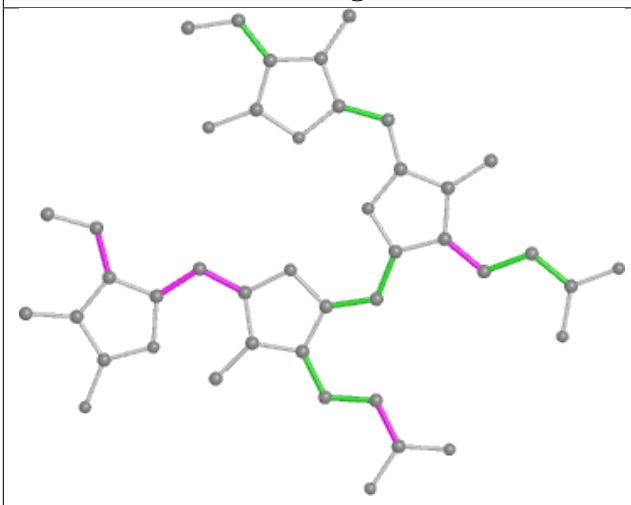

Torsions

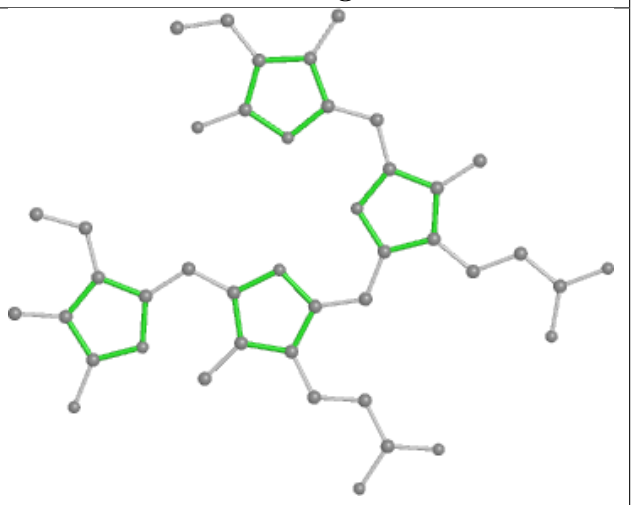

Rings

Ligand PEB ce 201

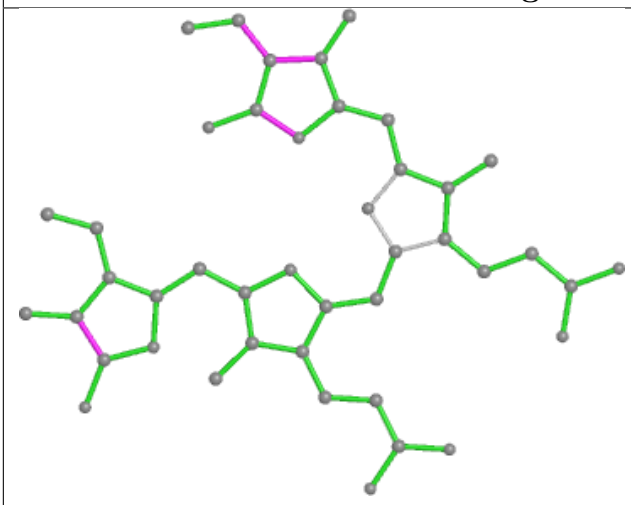

Bond lengths

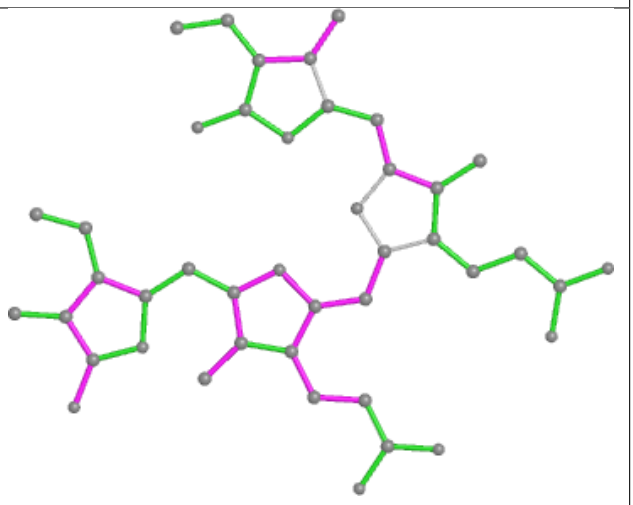

Bond angles

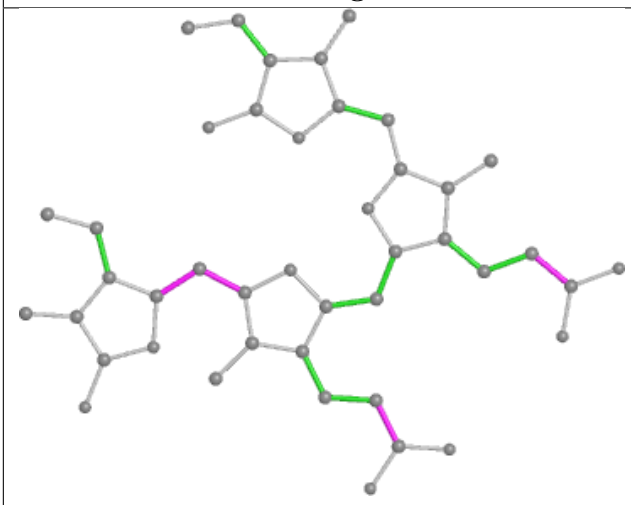

Torsions

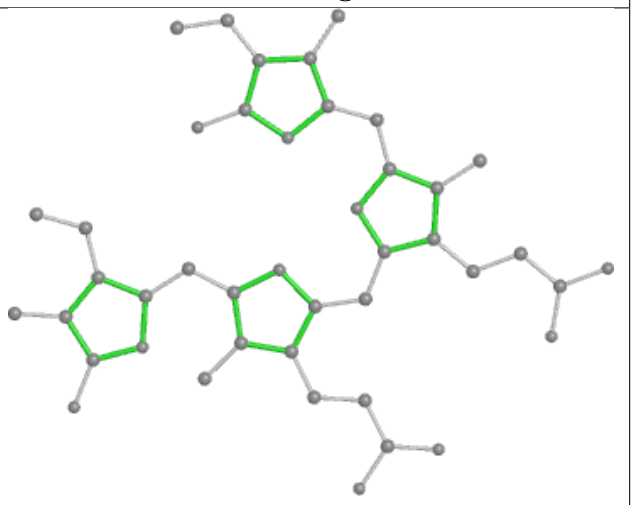

Rings

Ligand PEB gr 201

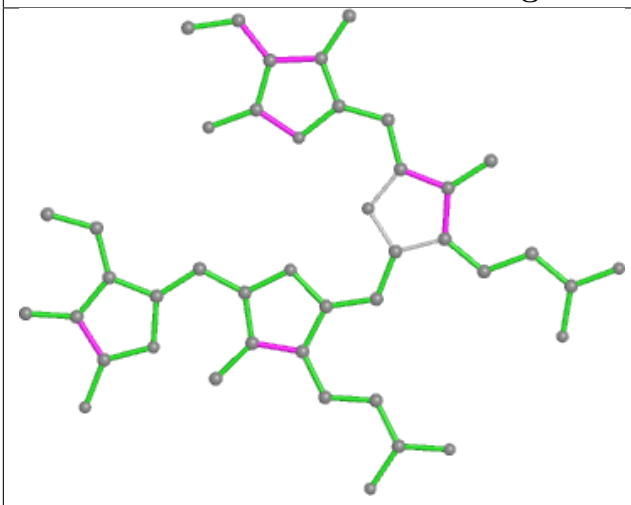

Bond lengths

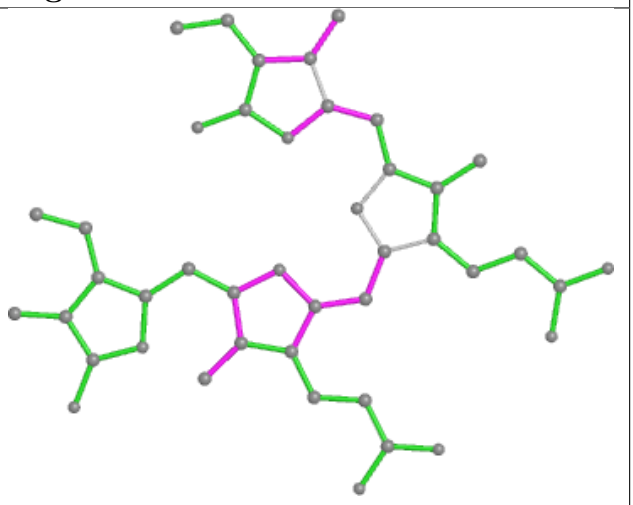

Bond angles

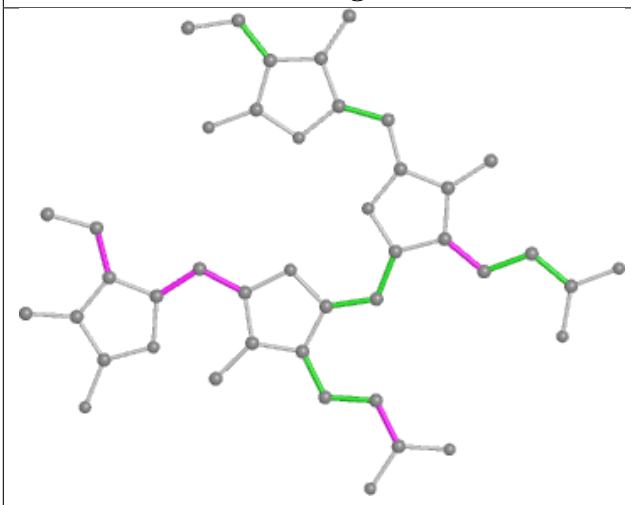

Torsions

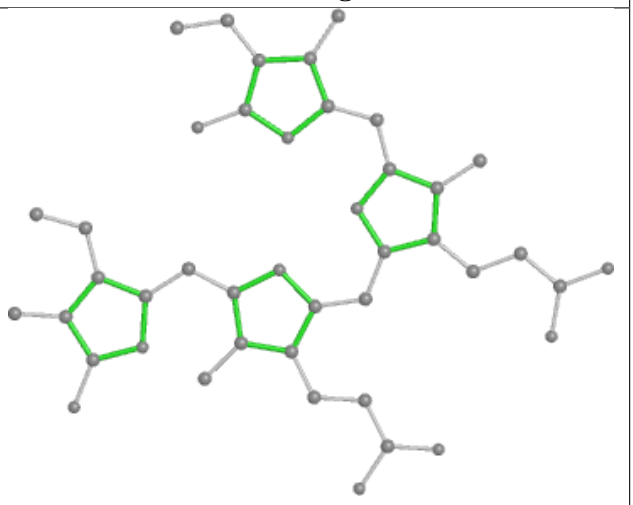

Rings

Ligand PUB aR 203

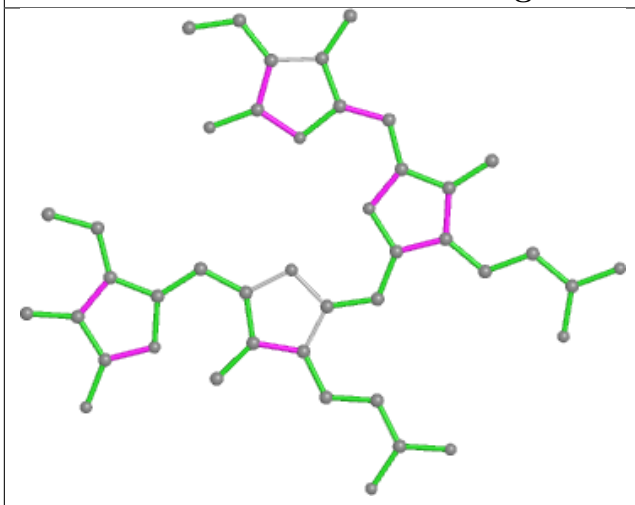

Bond lengths

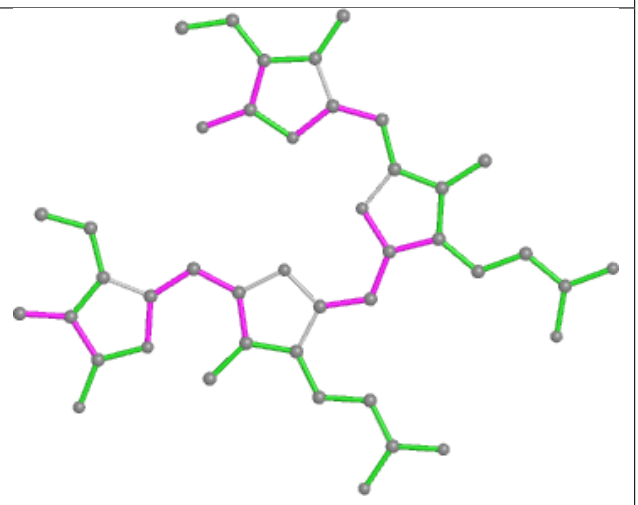

Bond angles

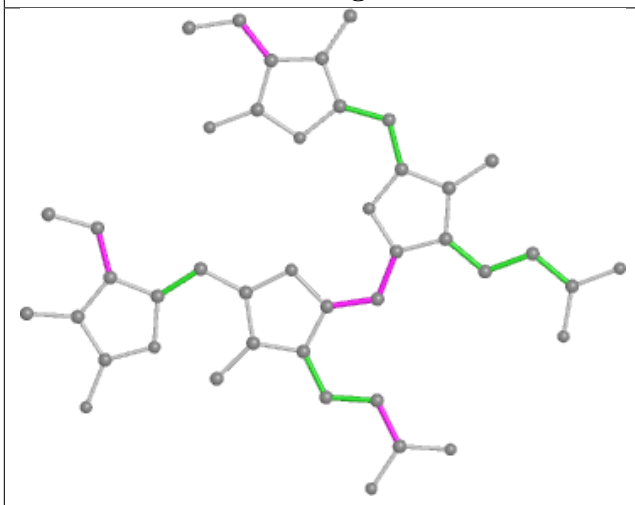

Torsions

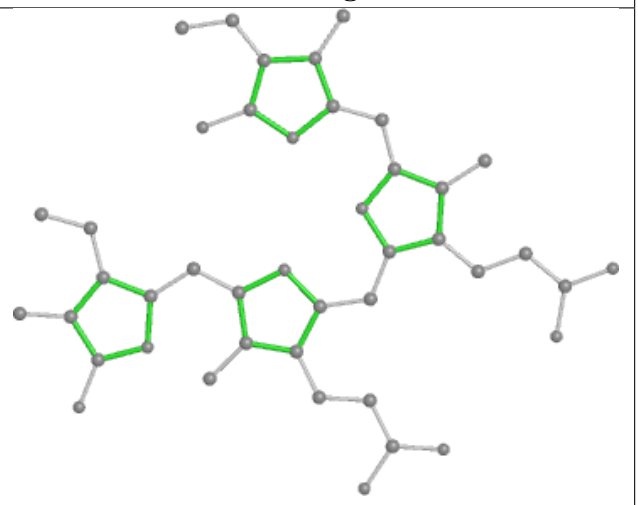

Rings

Ligand PEB r6 201

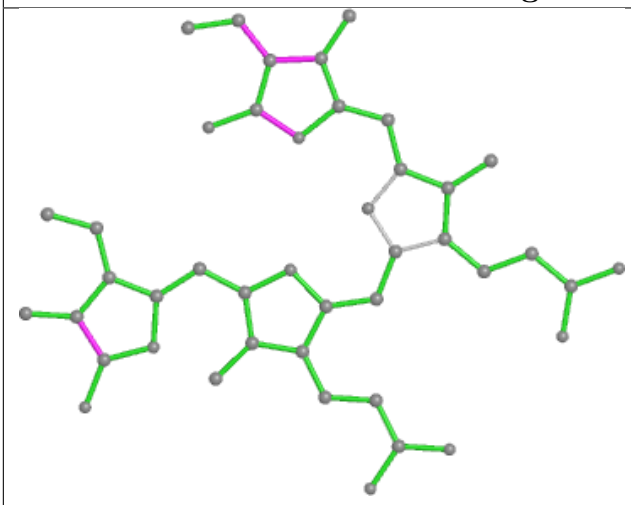

Bond lengths

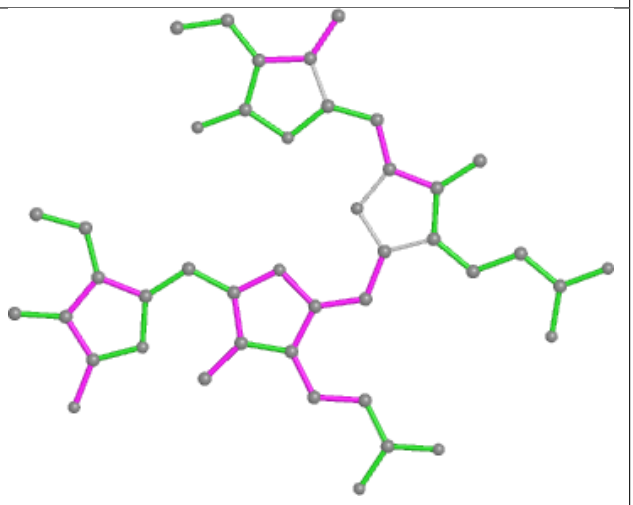

Bond angles

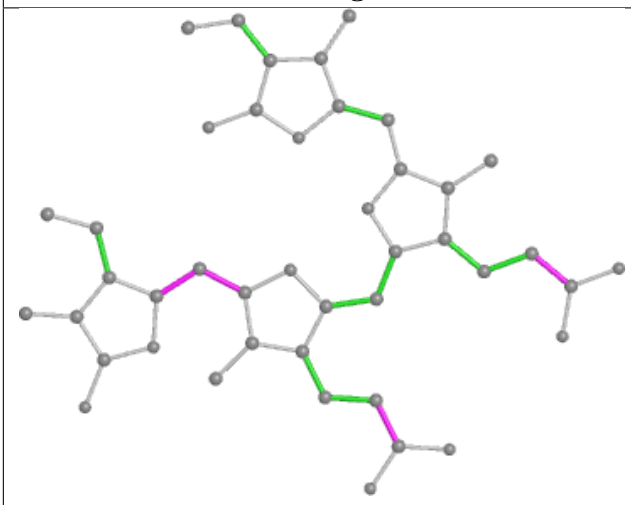

Torsions

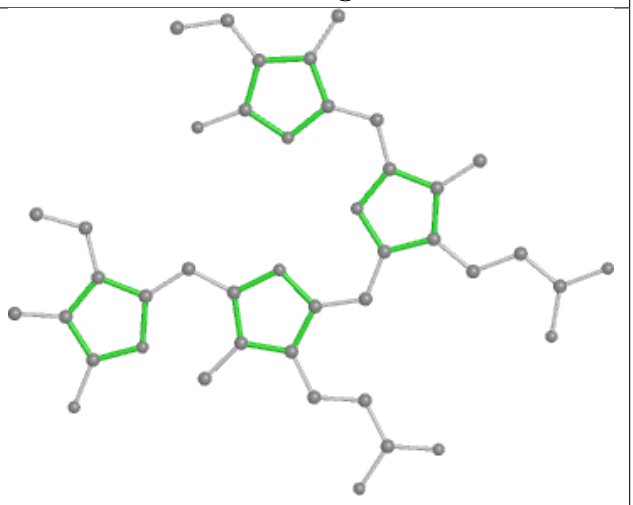

Rings

Ligand PEB aO 201

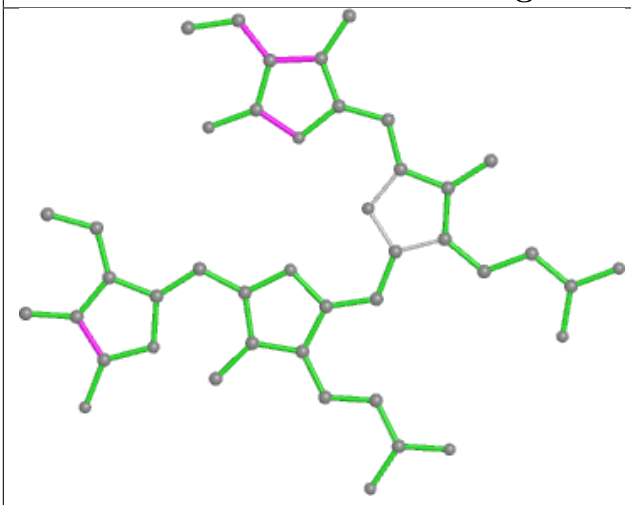

Bond lengths

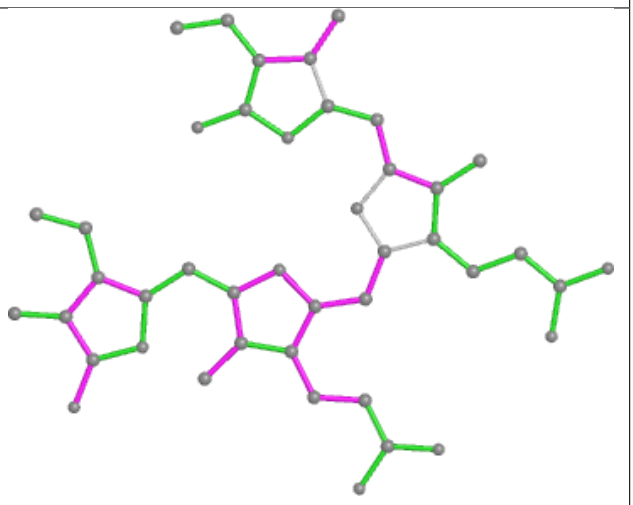

Bond angles

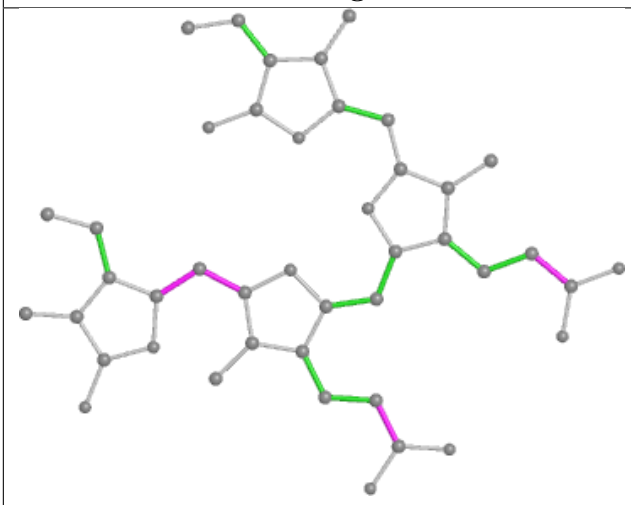

Torsions

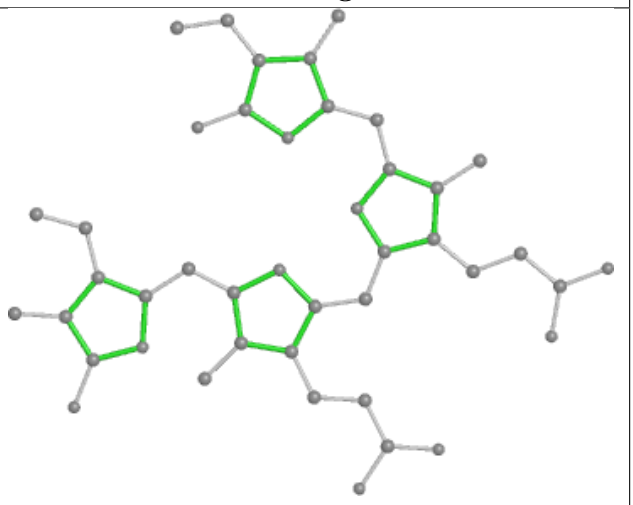

Rings

Ligand PEB bp 201

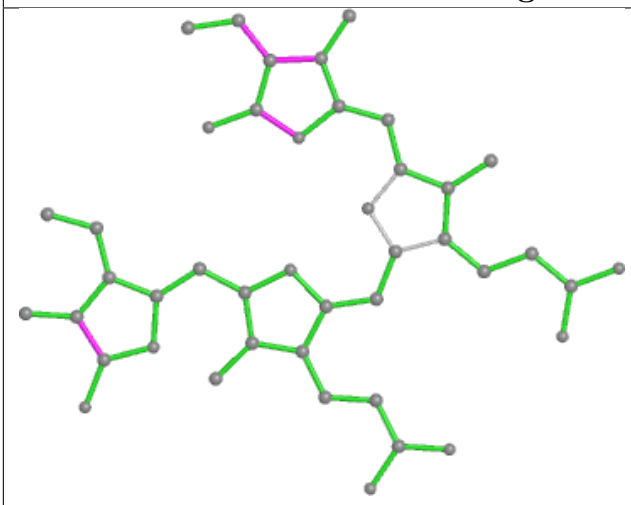

Bond lengths

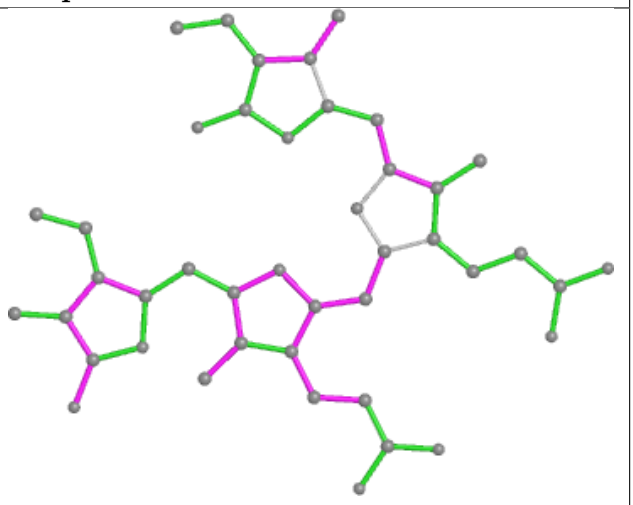

Bond angles

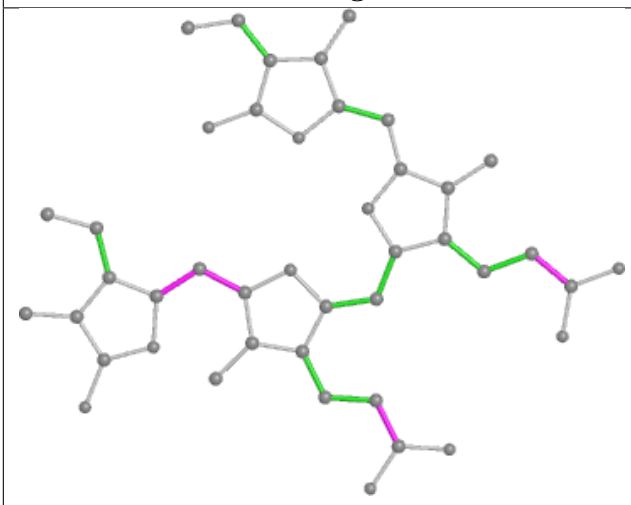

Torsions

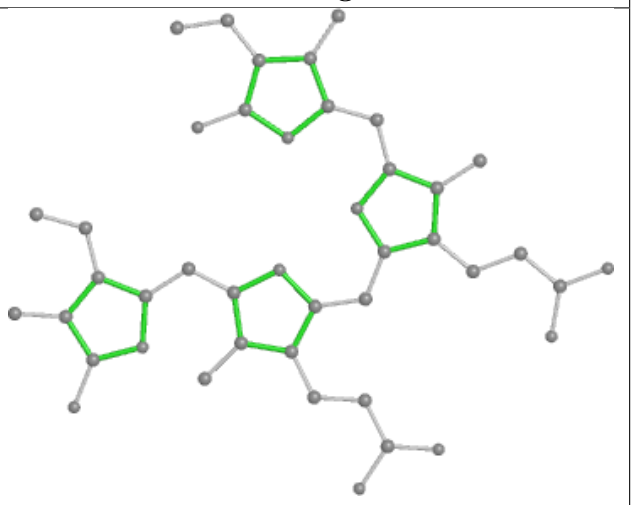

Rings

Ligand PUB e9 305

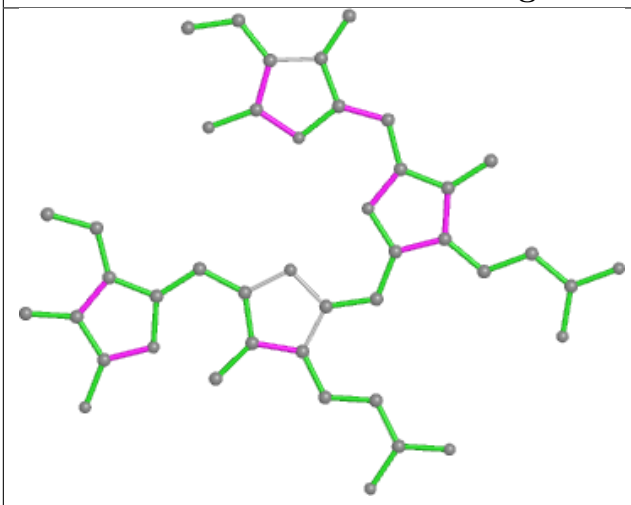

Bond lengths

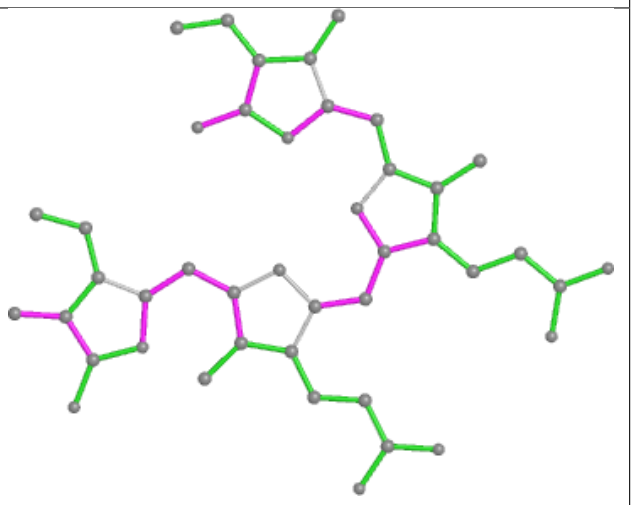

Bond angles

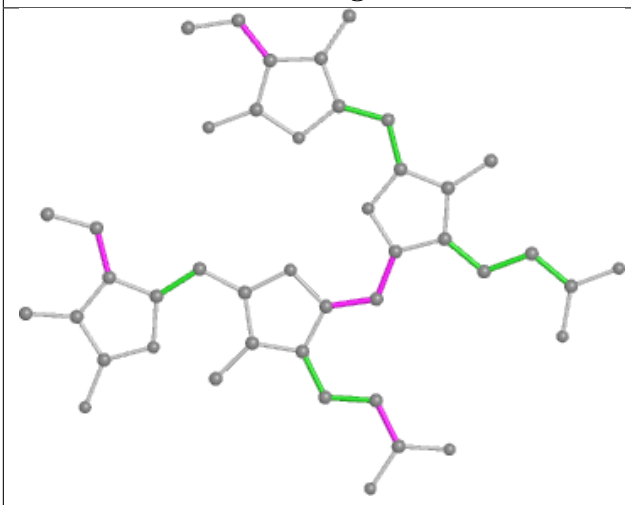

Torsions

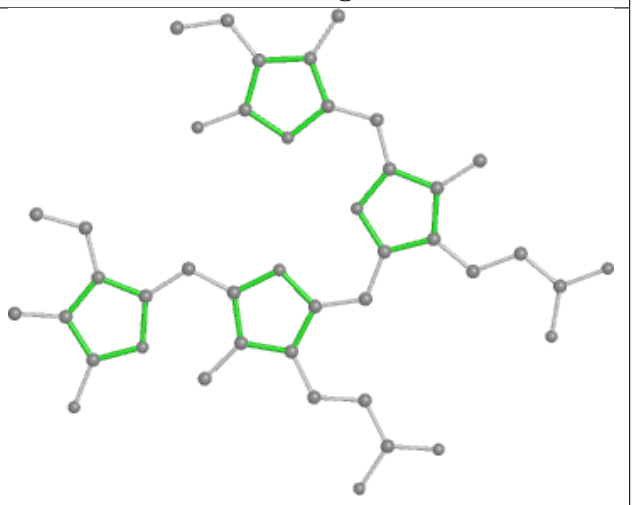

Rings

Ligand PEB aX 401

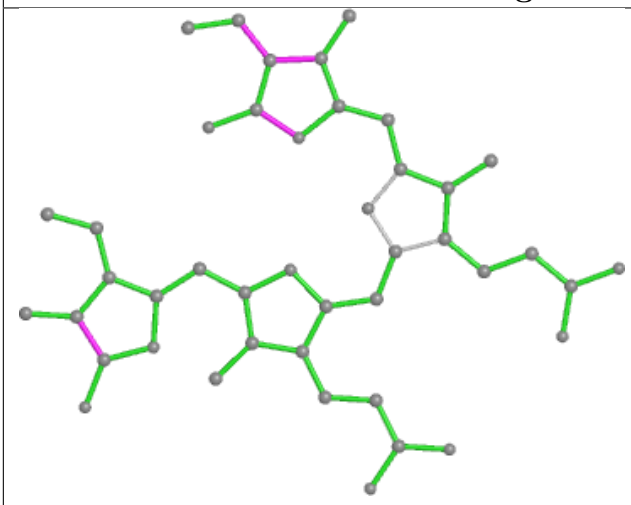

Bond lengths

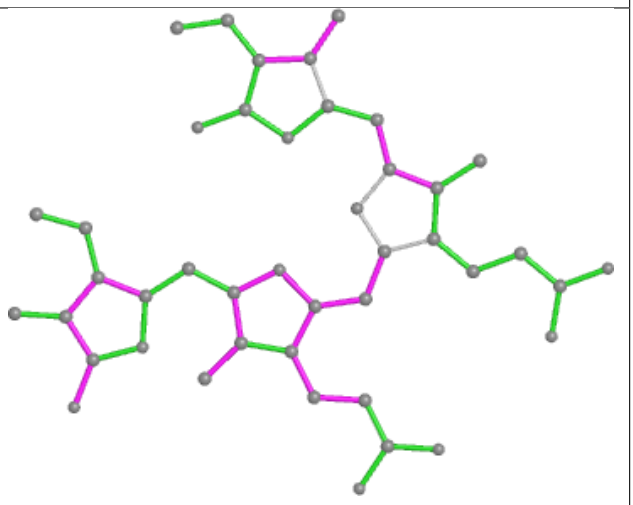

Bond angles

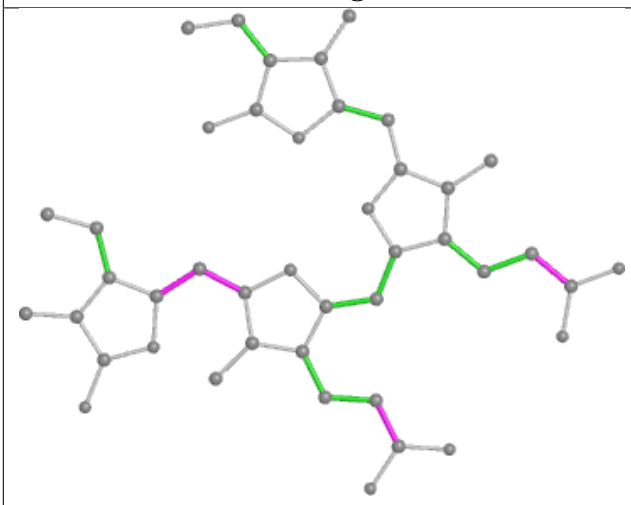

Torsions

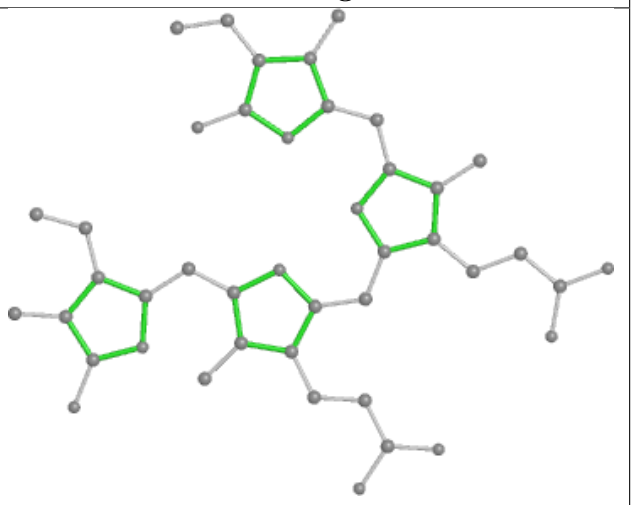

Rings

Ligand PUB bJ 203

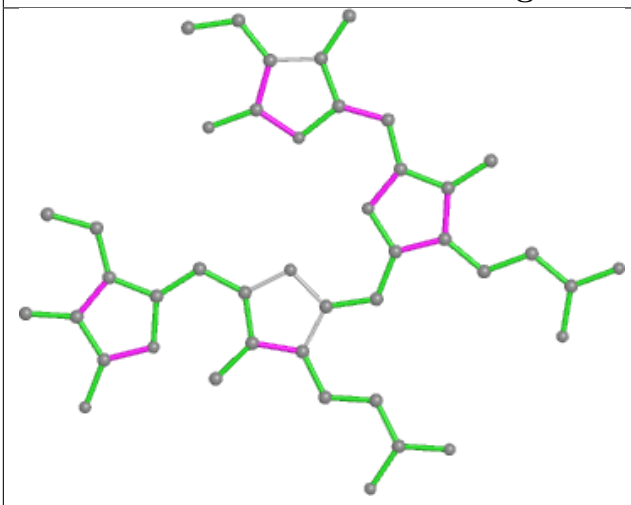

Bond lengths

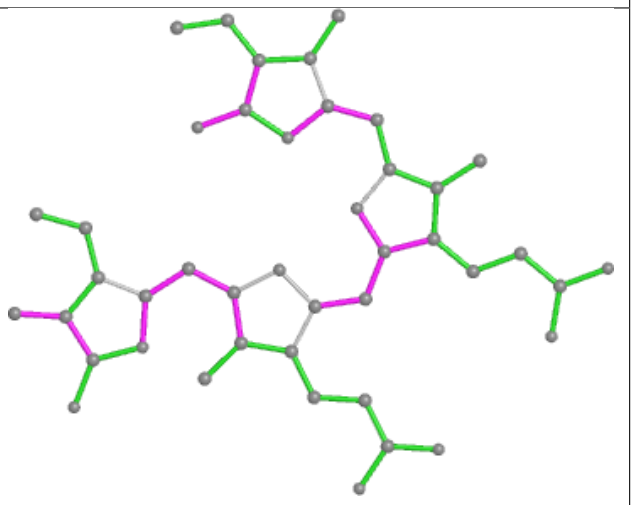

Bond angles

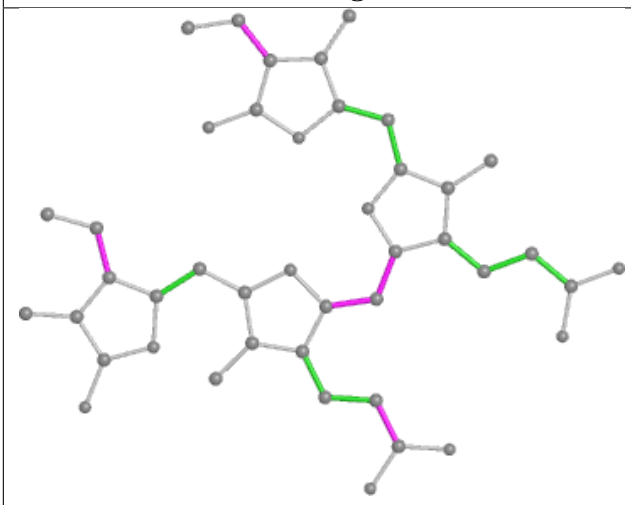

Torsions

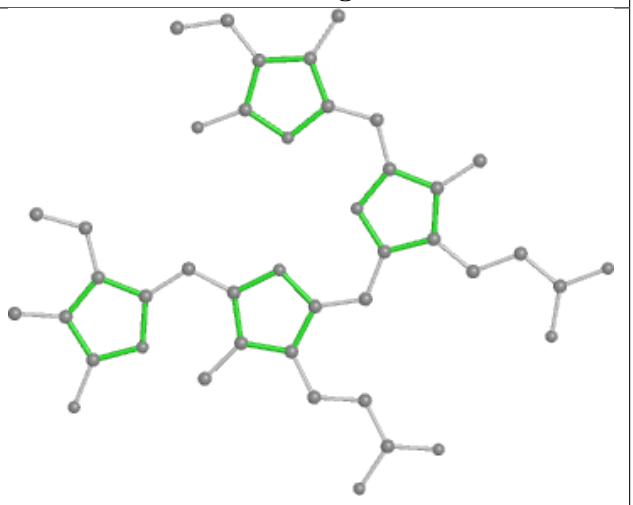

Rings

Ligand PVN d9 304

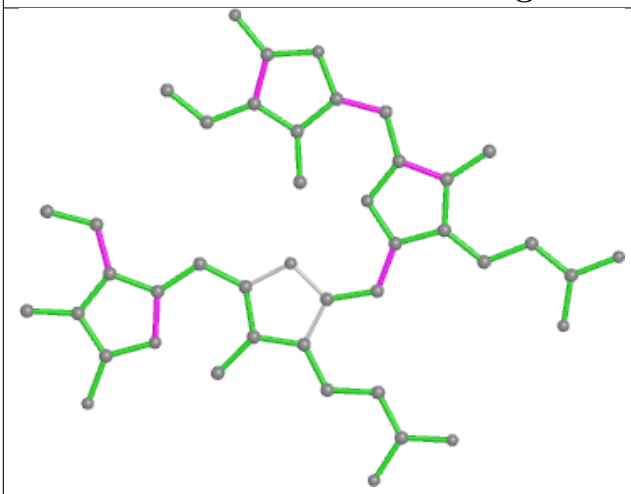

Bond lengths

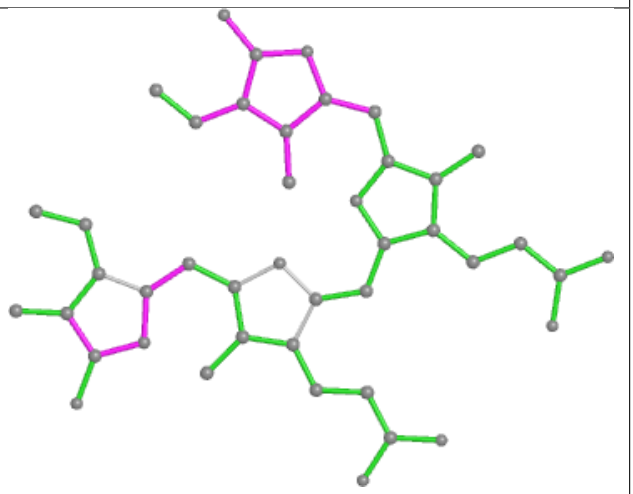

Bond angles

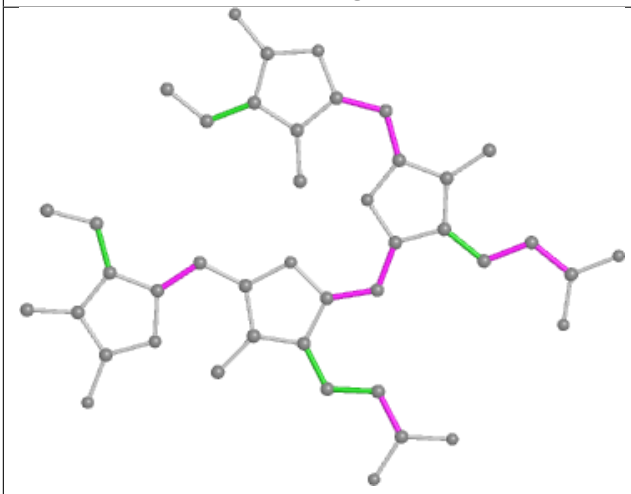

Torsions

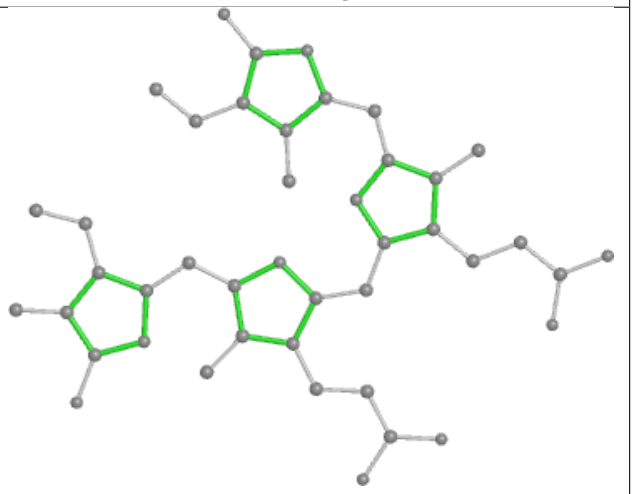

Rings

Ligand PEB O5 202

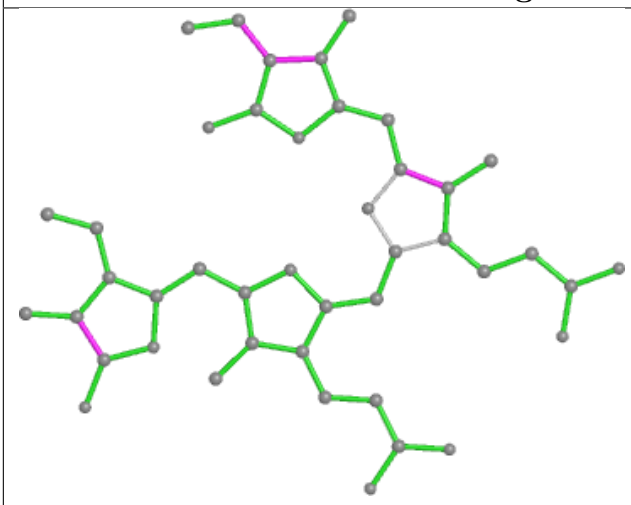

Bond lengths

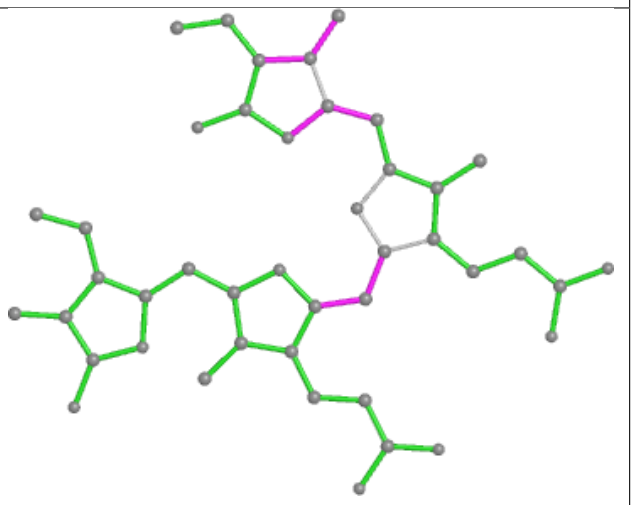

Bond angles

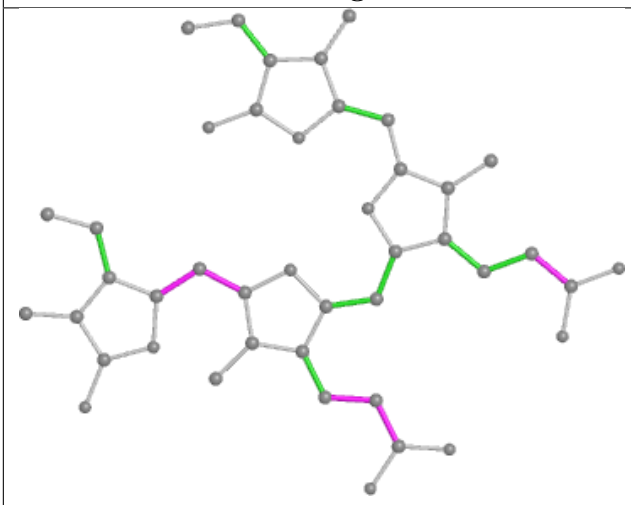

Torsions

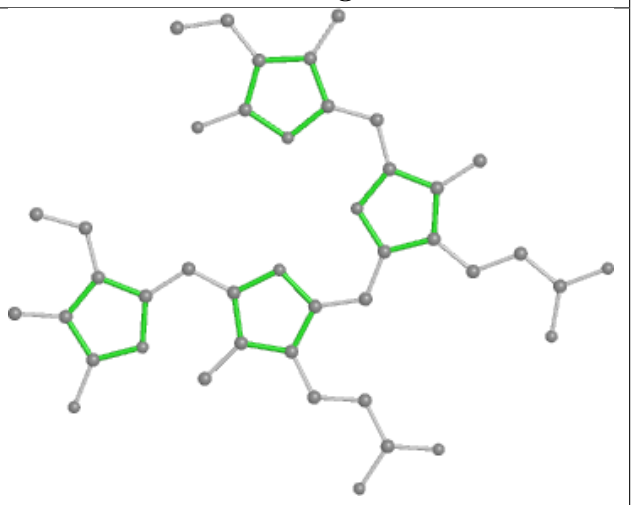

Rings

Ligand PEB S3 203

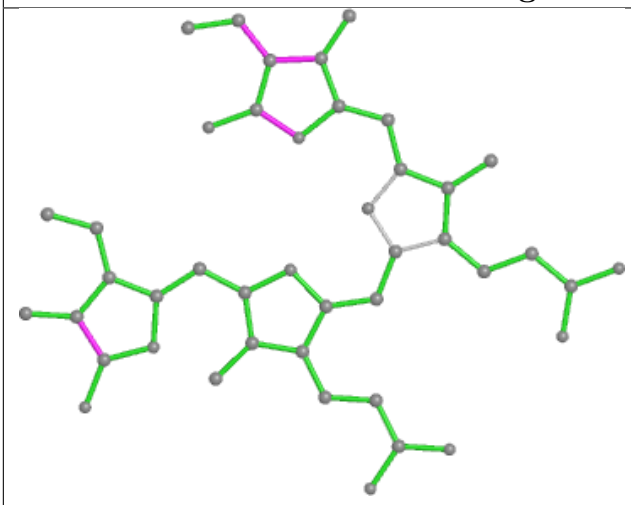

Bond lengths

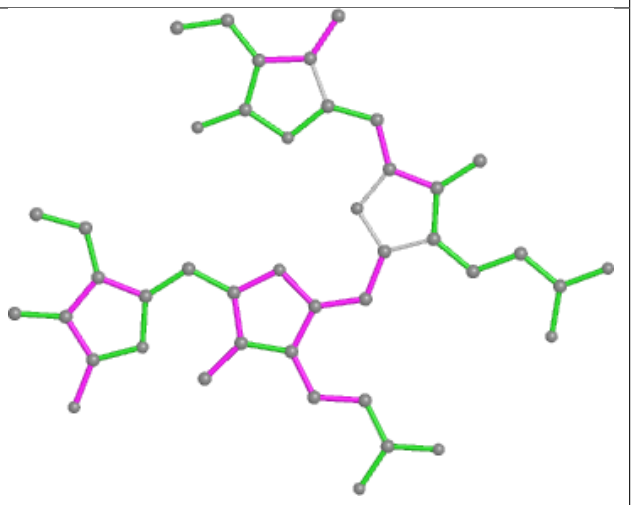

Bond angles

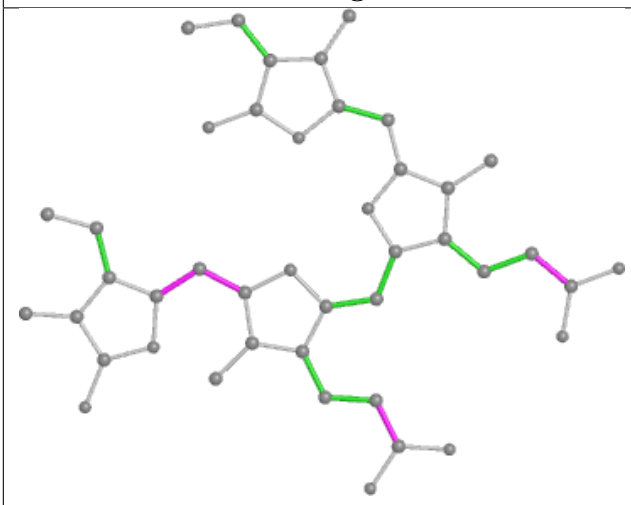

Torsions

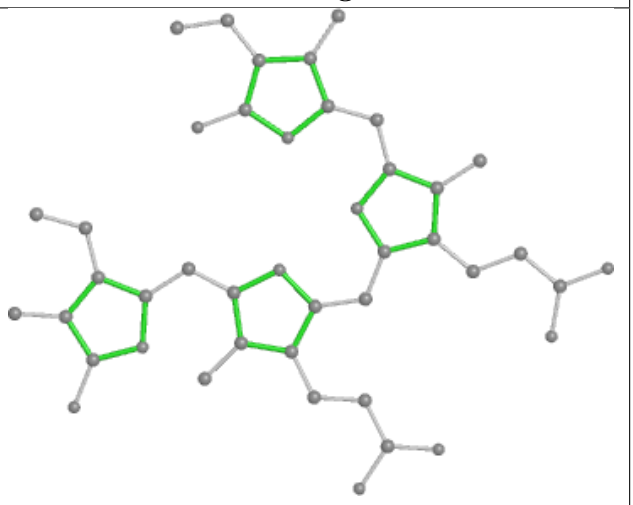

Rings

Ligand PEB di 201

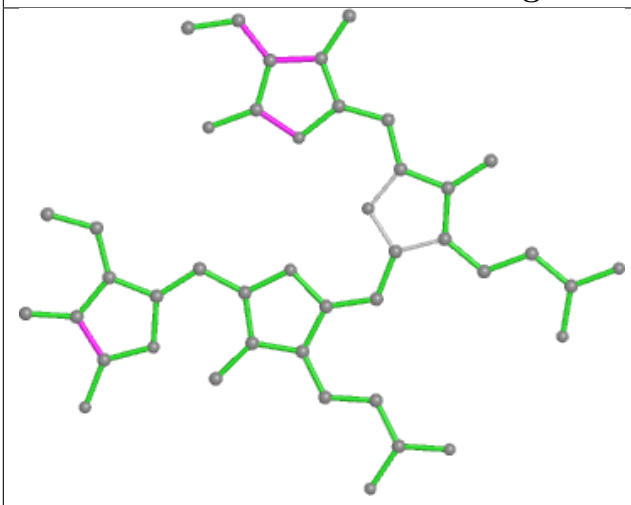

Bond lengths

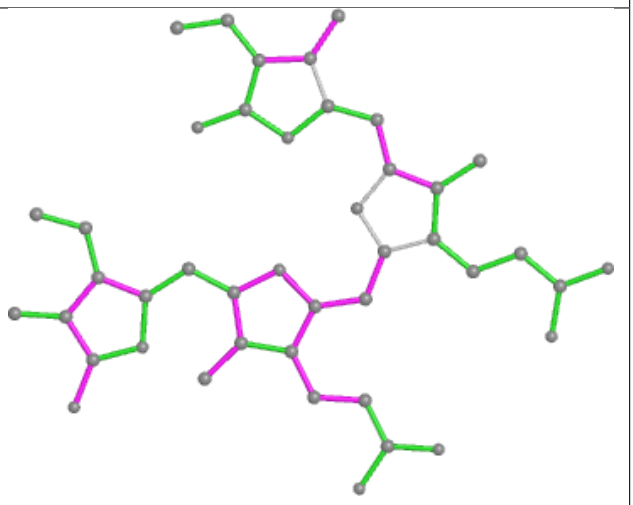

Bond angles

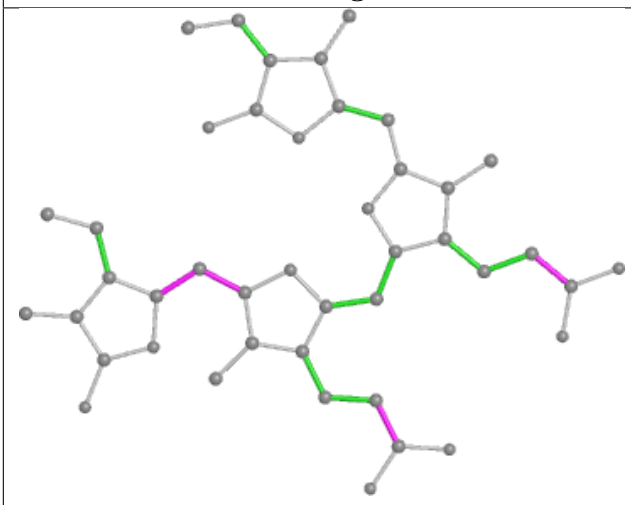

Torsions

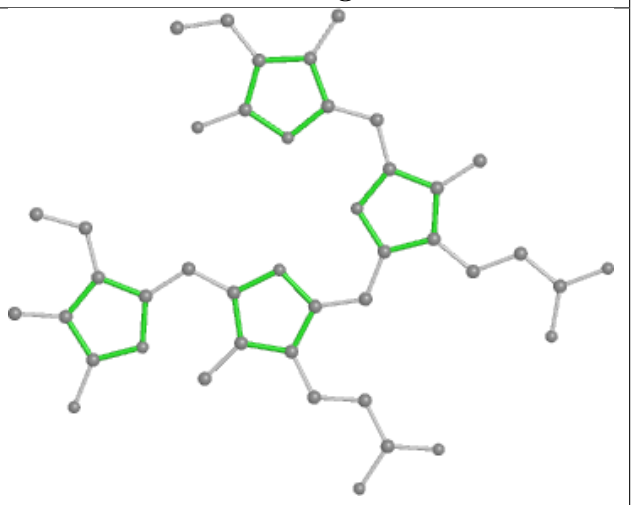

Rings

Ligand PEB gb 1001

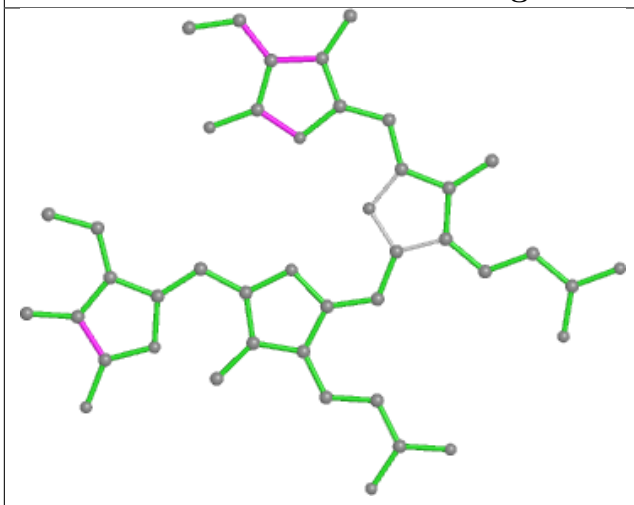

Bond lengths

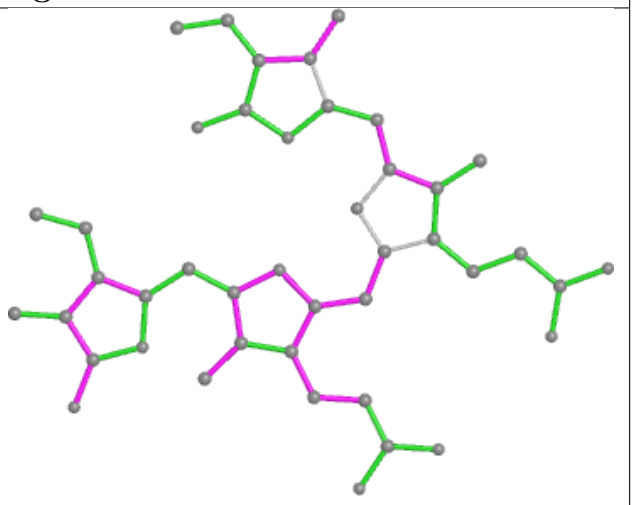

Bond angles

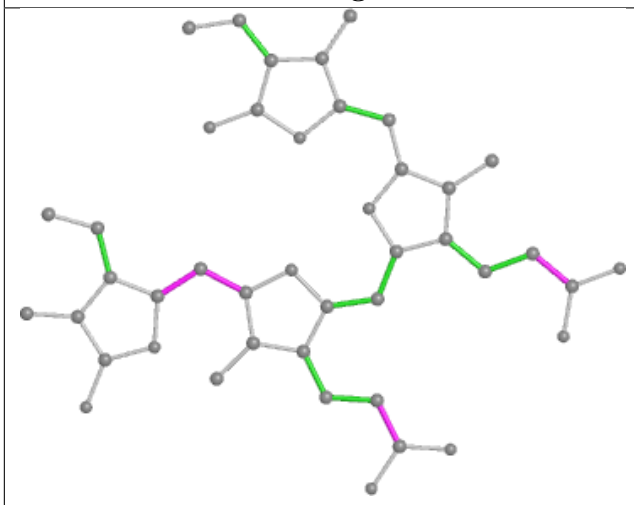

Torsions

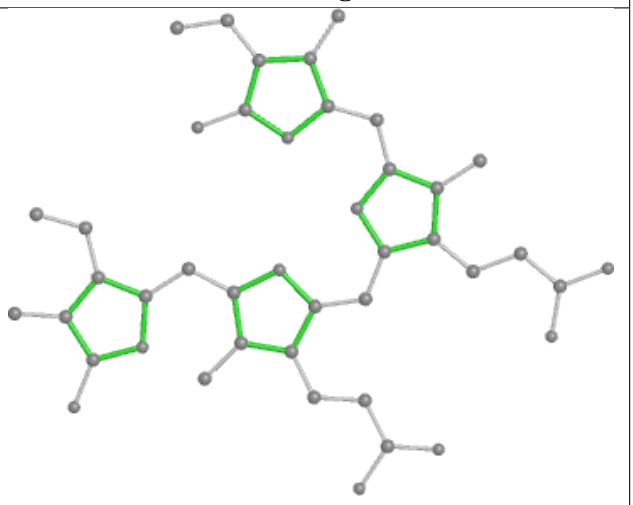

Rings

Ligand PEB gn 202

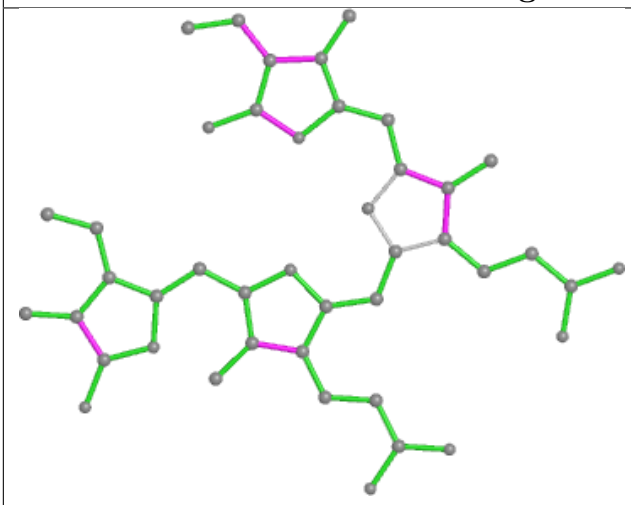

Bond lengths

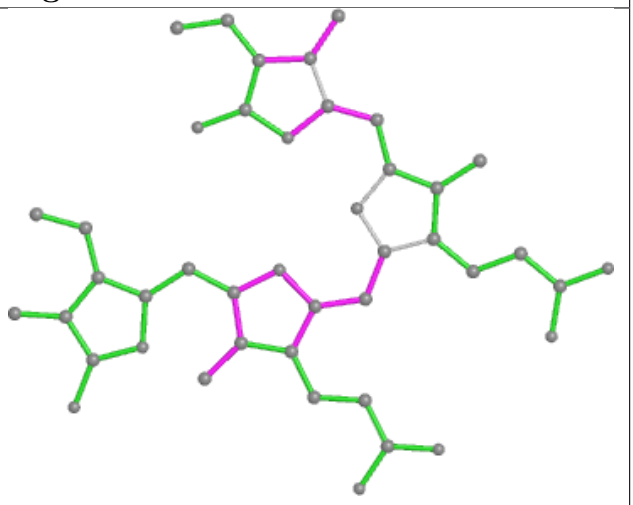

Bond angles

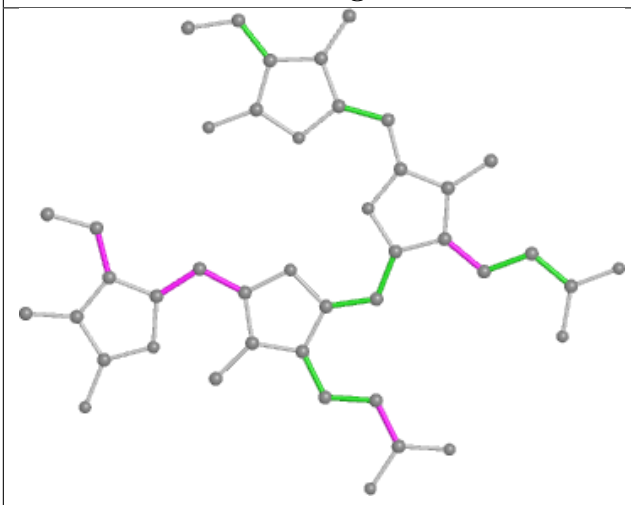

Torsions

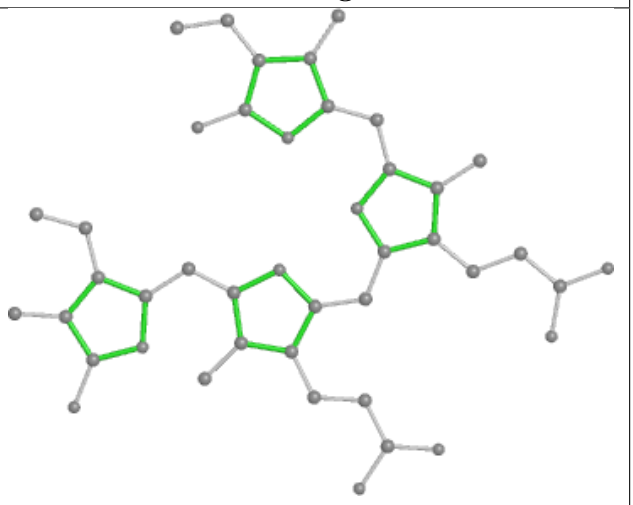

Rings

Ligand PEB eL 201

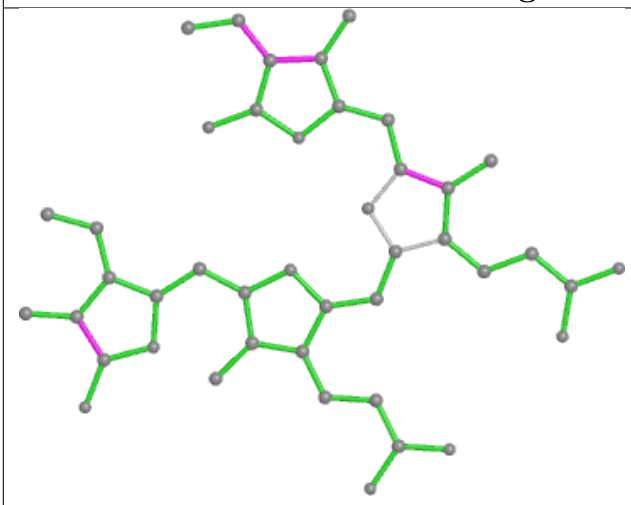

Bond lengths

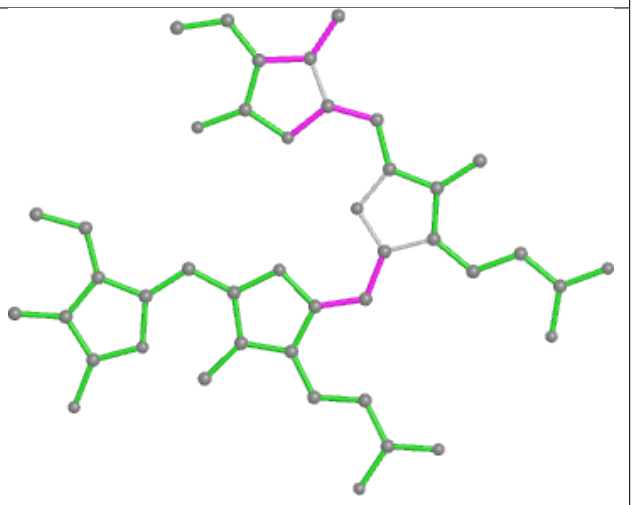

Bond angles

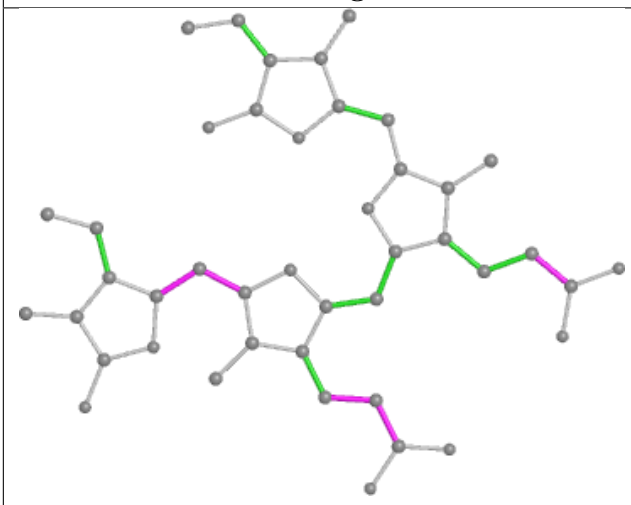

Torsions

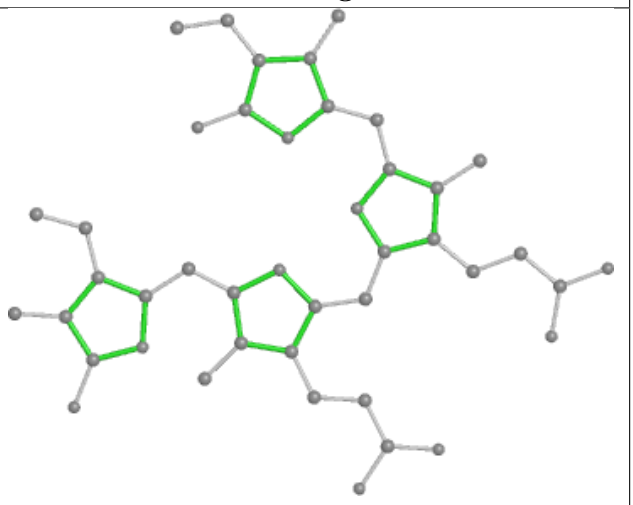

Rings

Ligand PUB t6 203

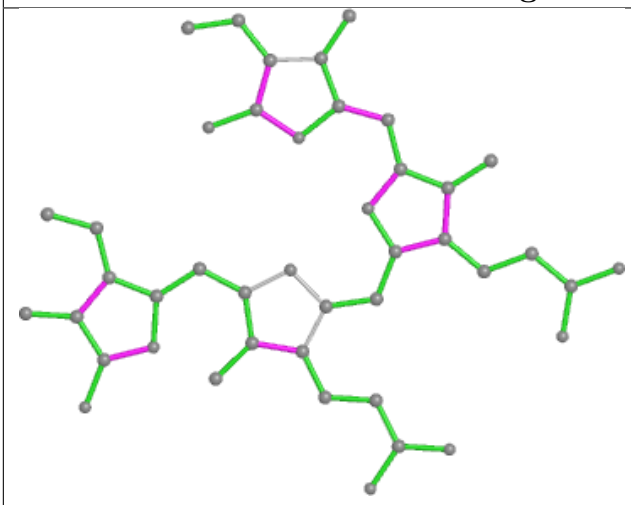

Bond lengths

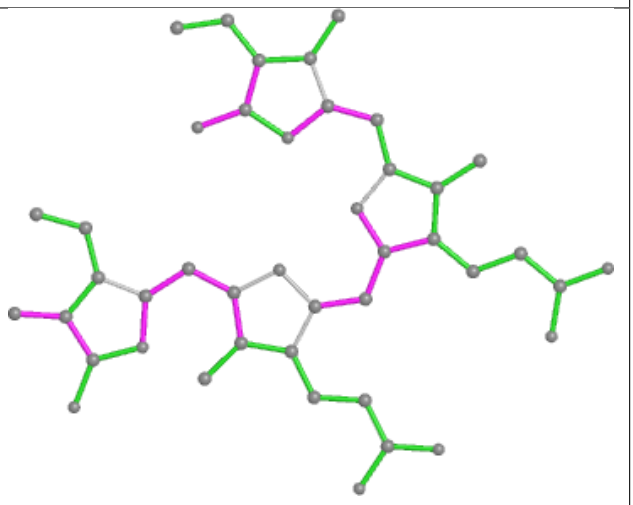

Bond angles

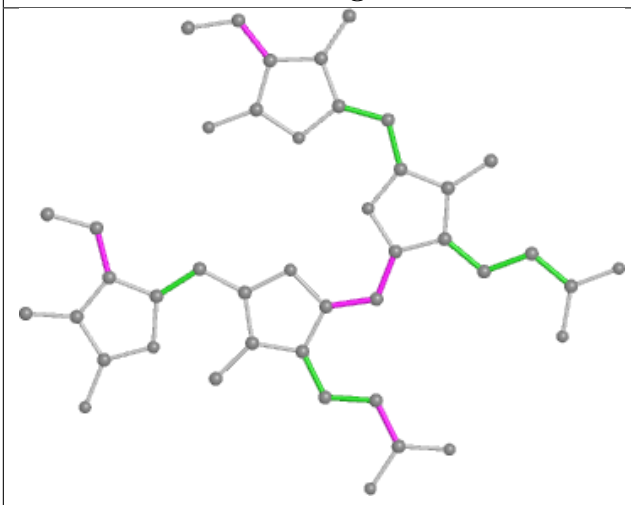

Torsions

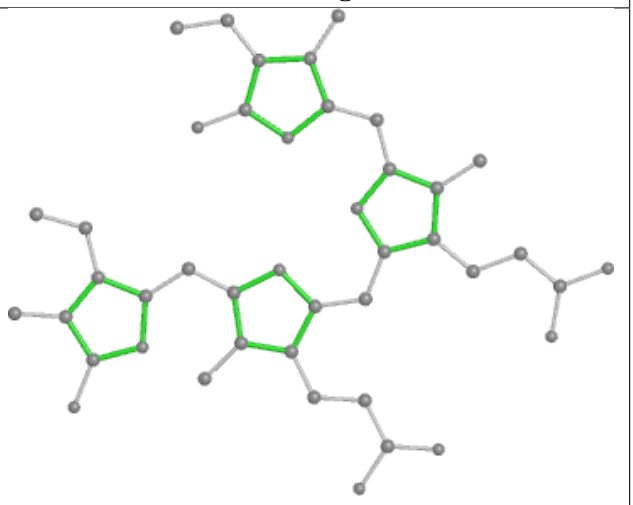

Rings

Ligand PEB I5 201

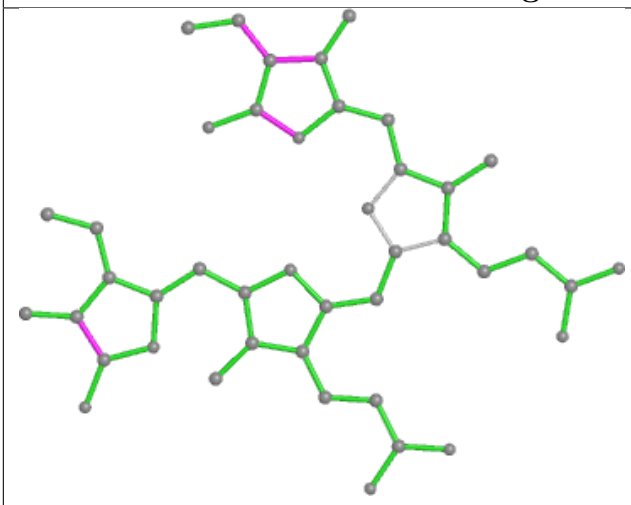

Bond lengths

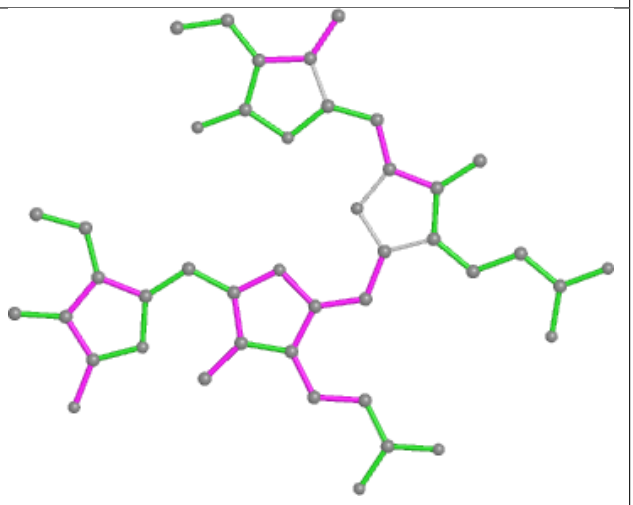

Bond angles

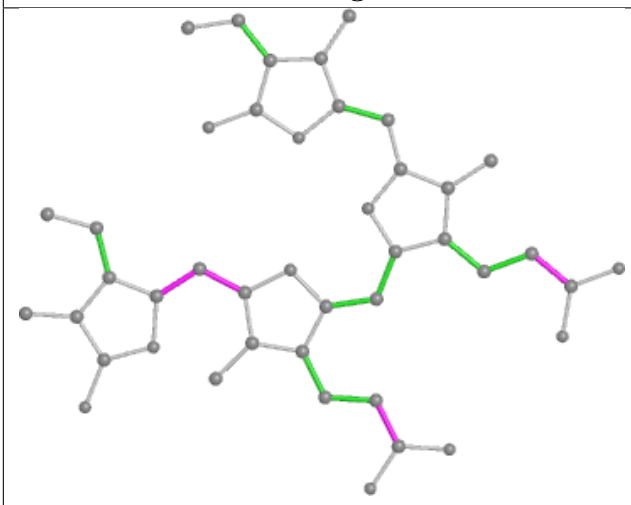

Torsions

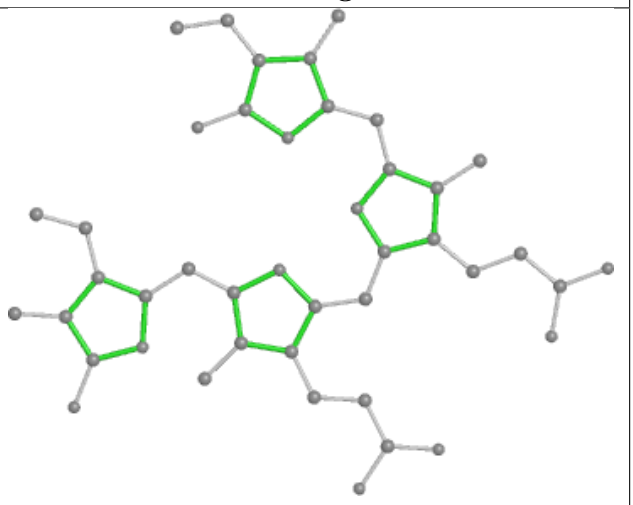

Rings

Ligand PEB bl 201

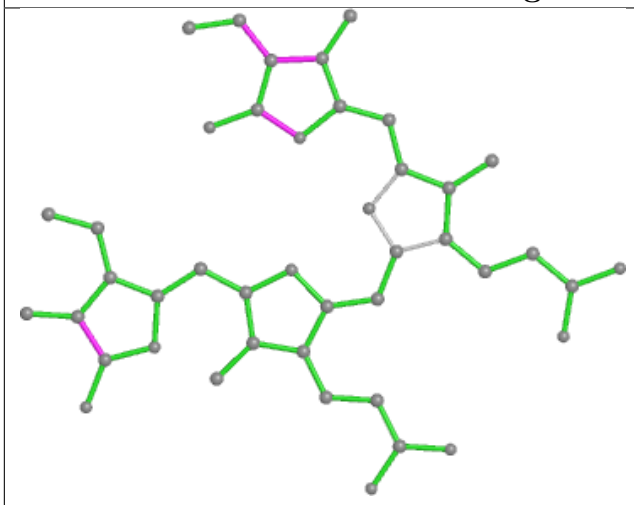

Bond lengths

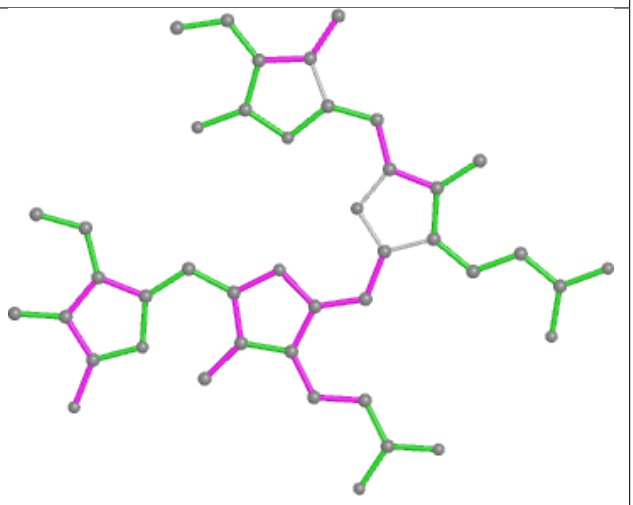

Bond angles

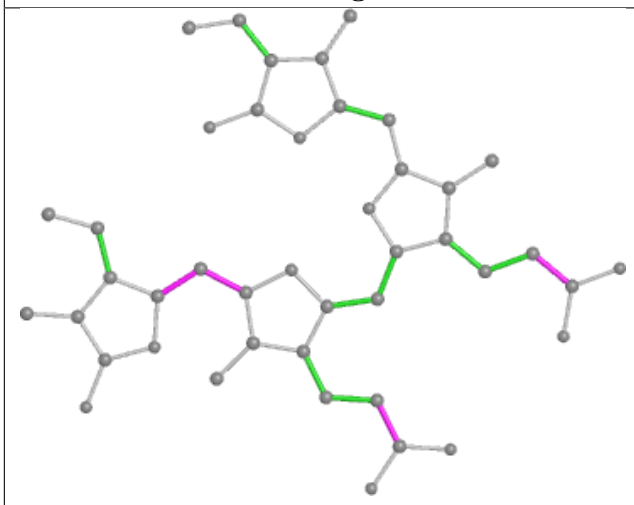

Torsions

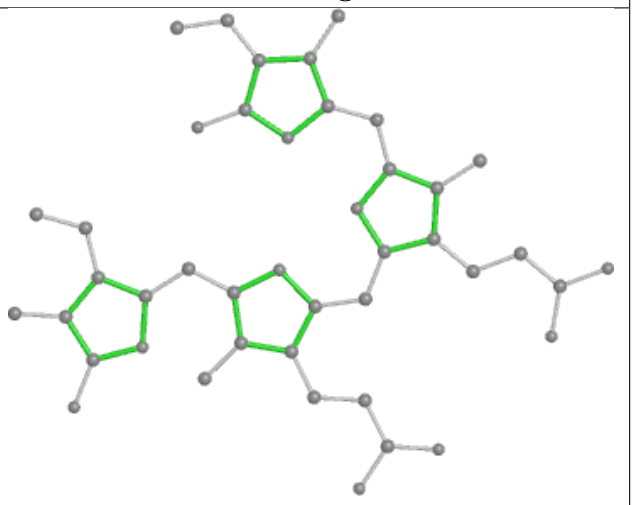

Rings

Ligand PEB J2 201

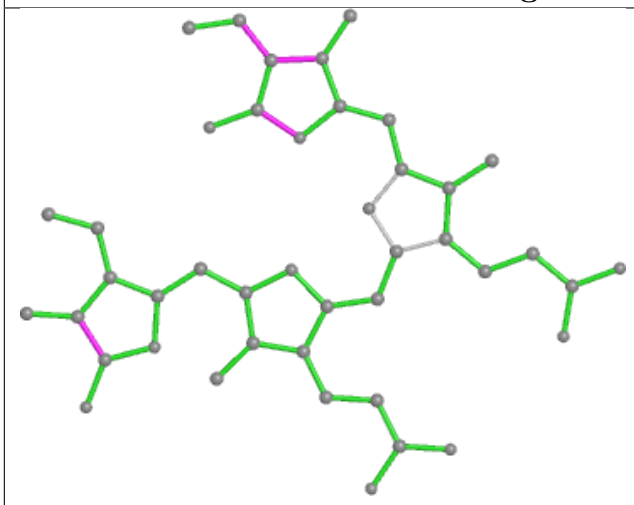

Bond lengths

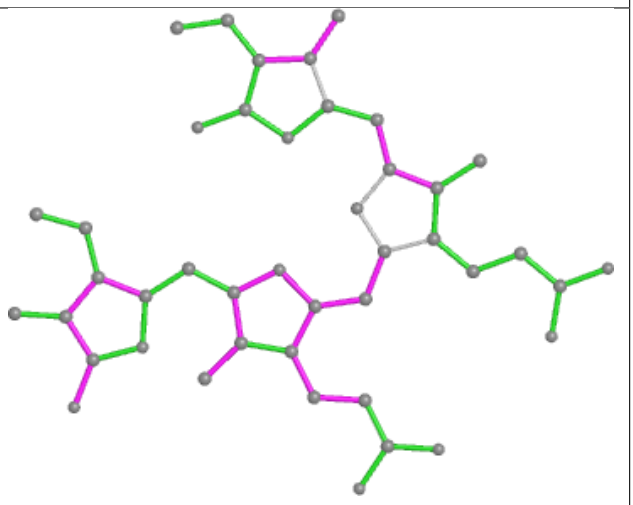

Bond angles

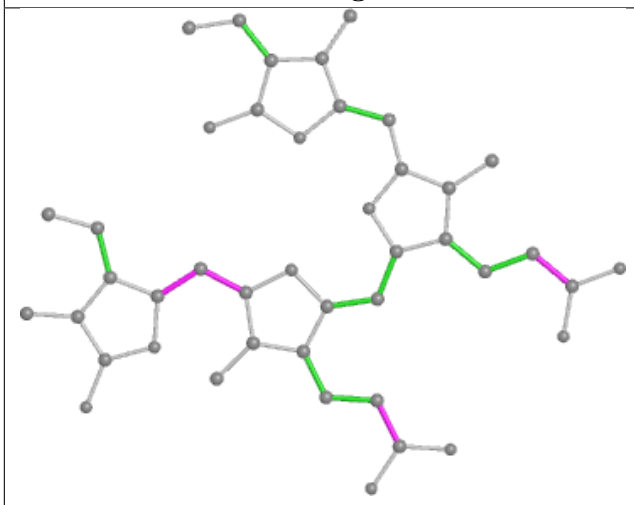

Torsions

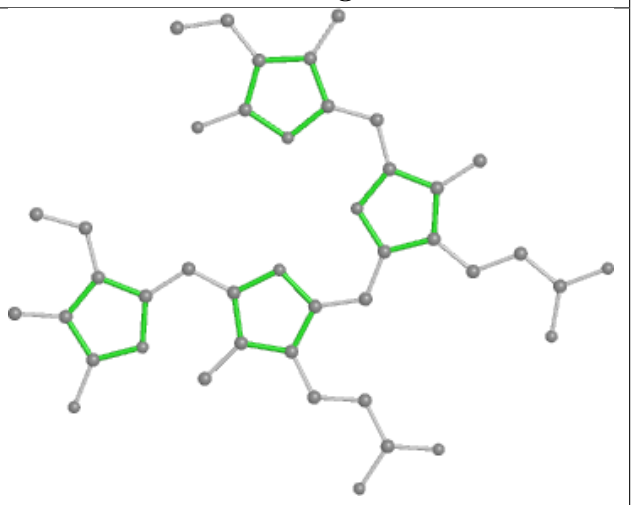

Rings

Ligand PVN ly 404

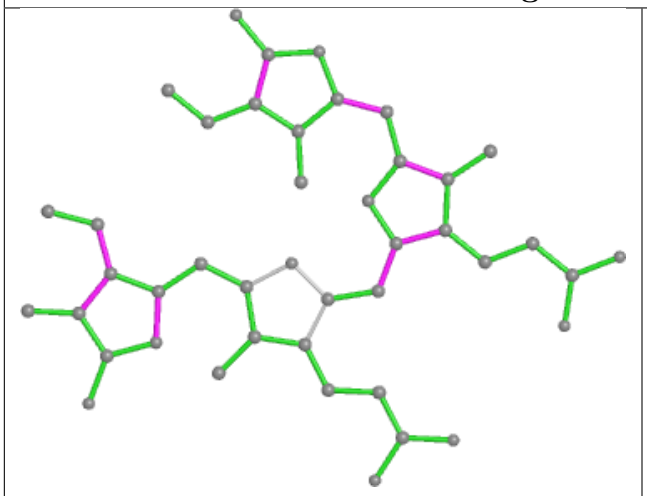

Bond lengths

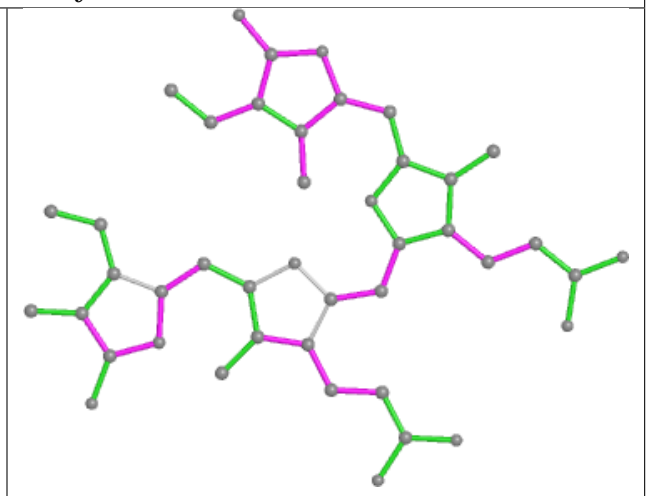

Bond angles

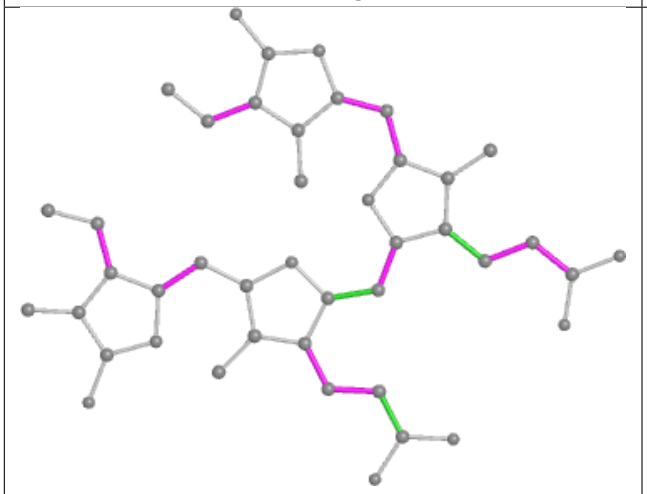

Torsions

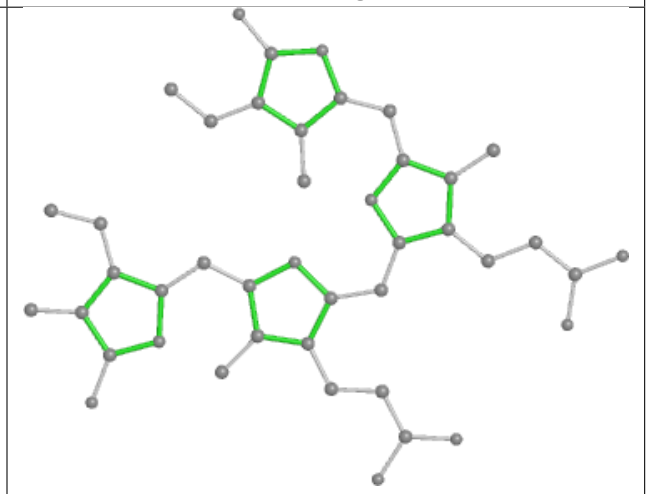

Rings

Ligand PEB dA 201

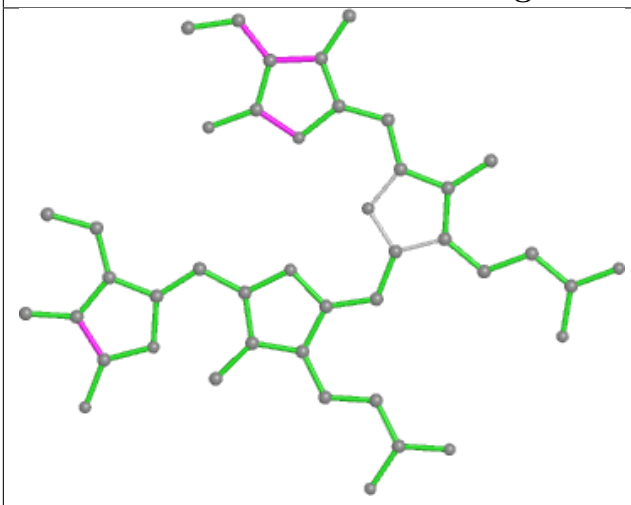

Bond lengths

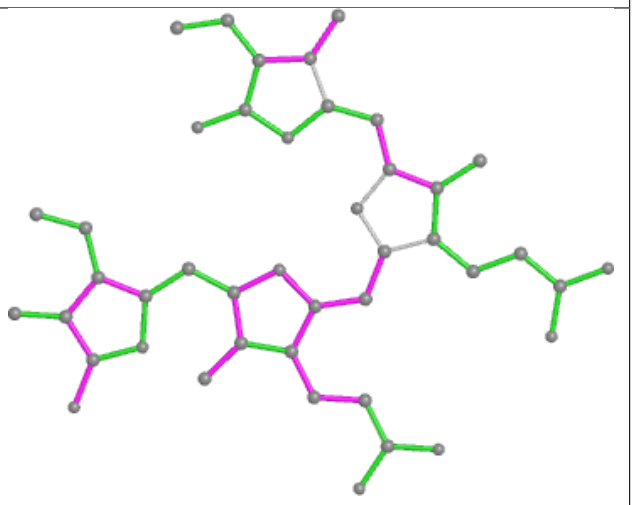

Bond angles

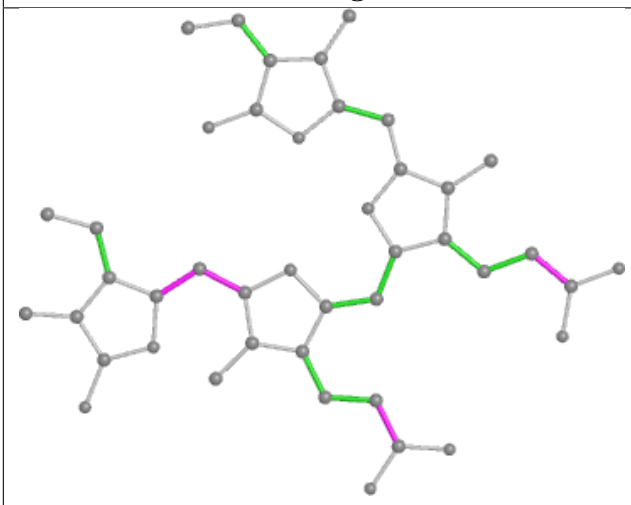

Torsions

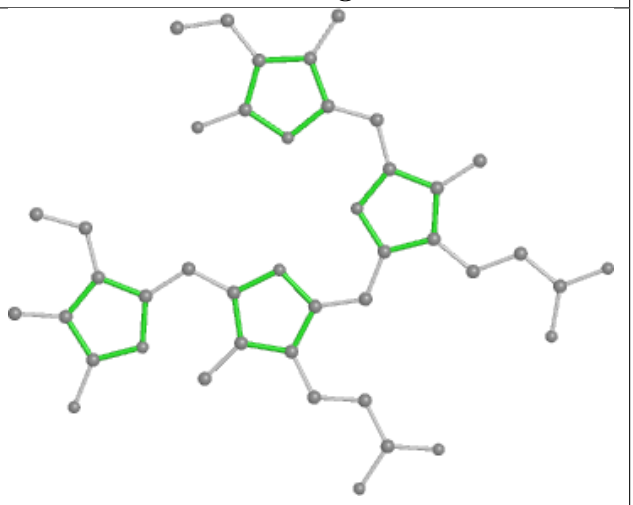

Rings

Ligand PEB cw 201

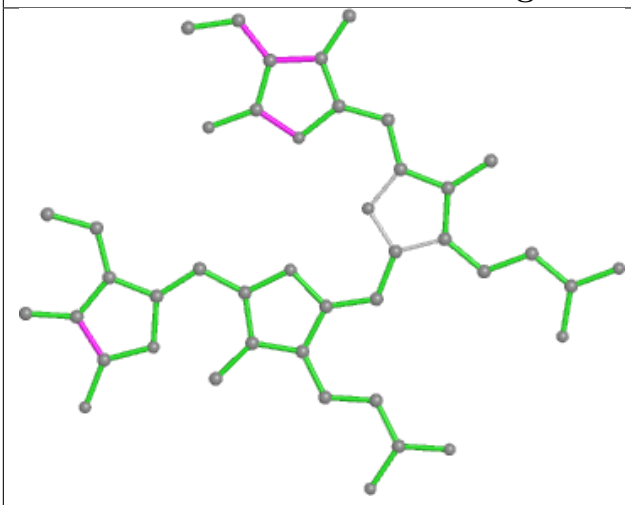

Bond lengths

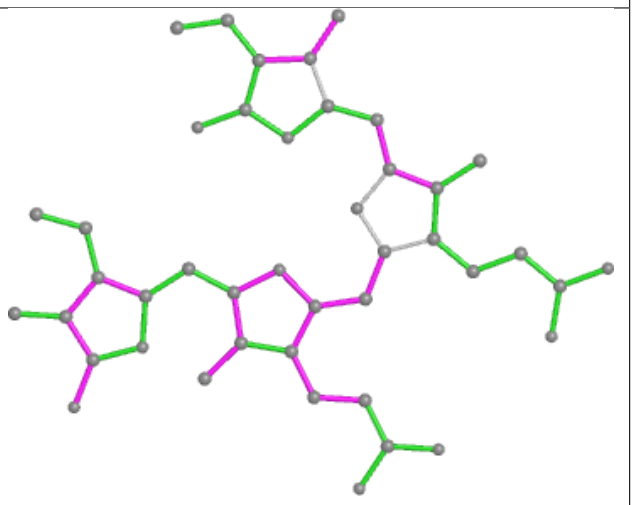

Bond angles

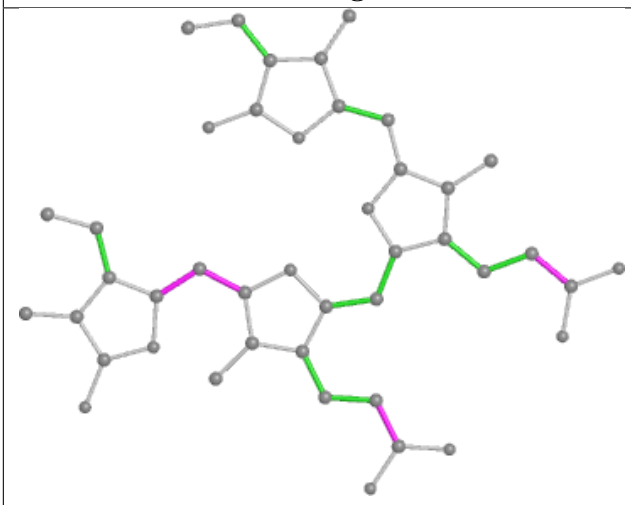

Torsions

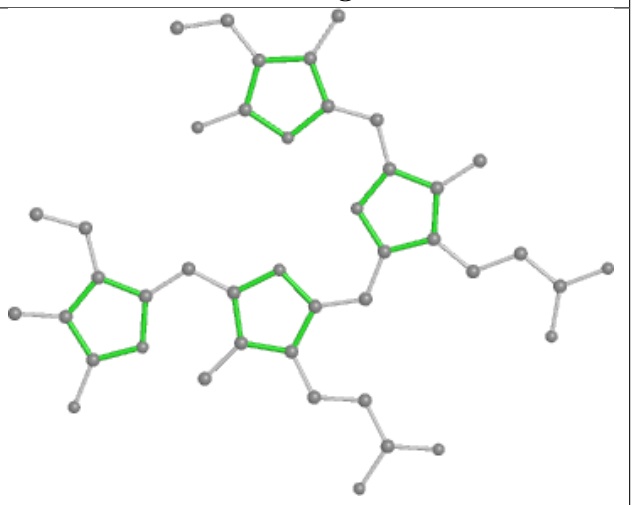

Rings

Ligand PVN c8 303

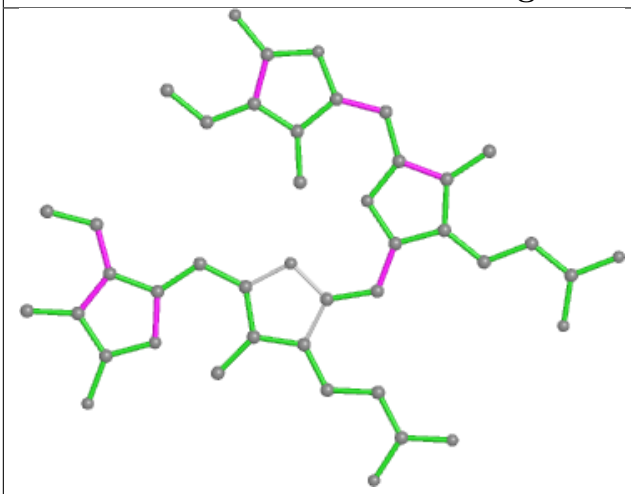

Bond lengths

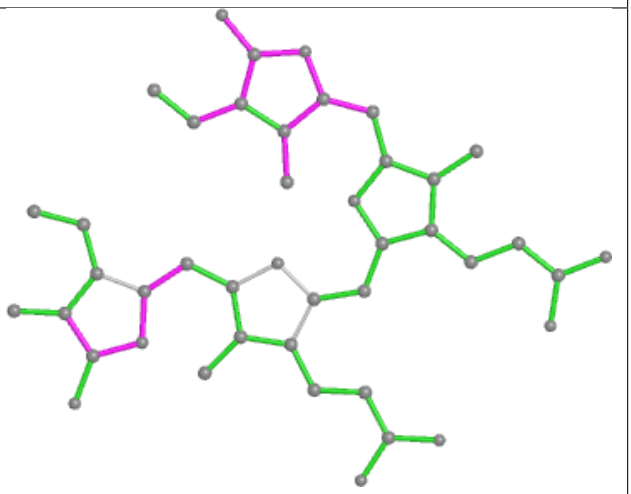

Bond angles

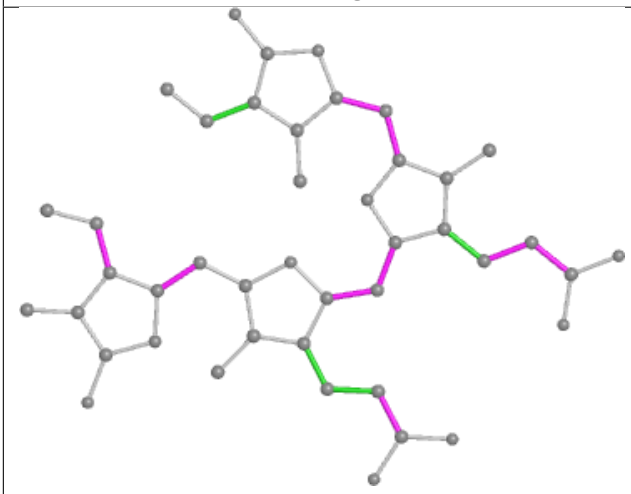

Torsions

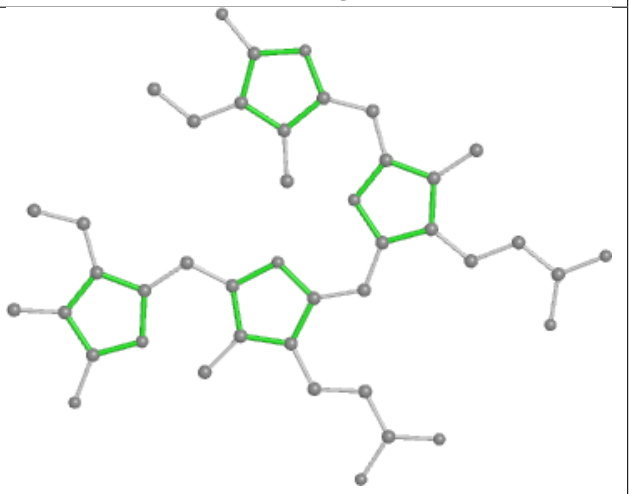

Rings

Ligand PEB B5 201

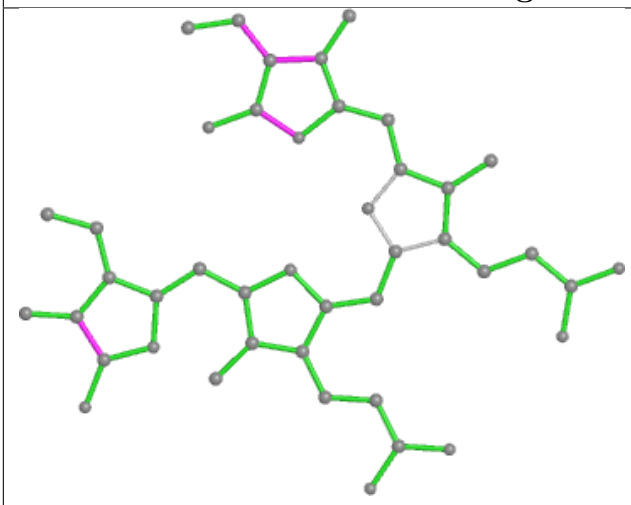

Bond lengths

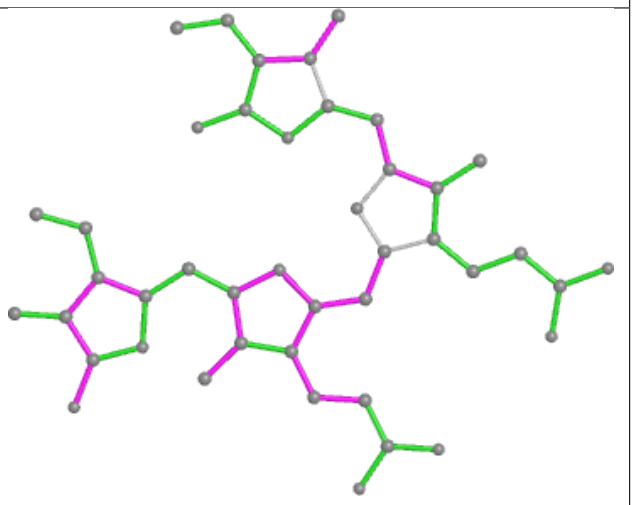

Bond angles

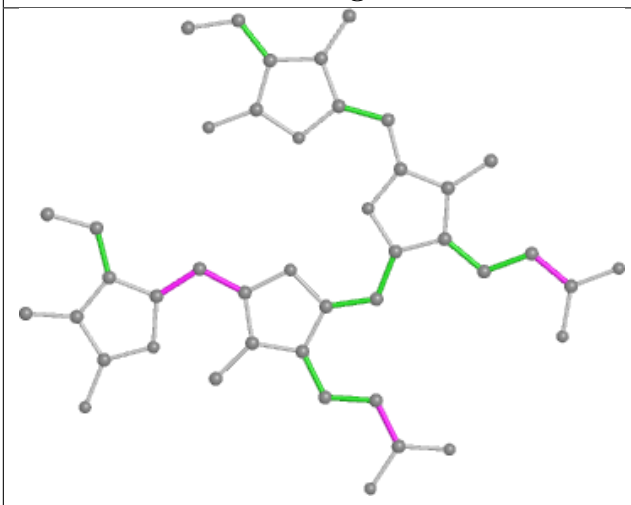

Torsions

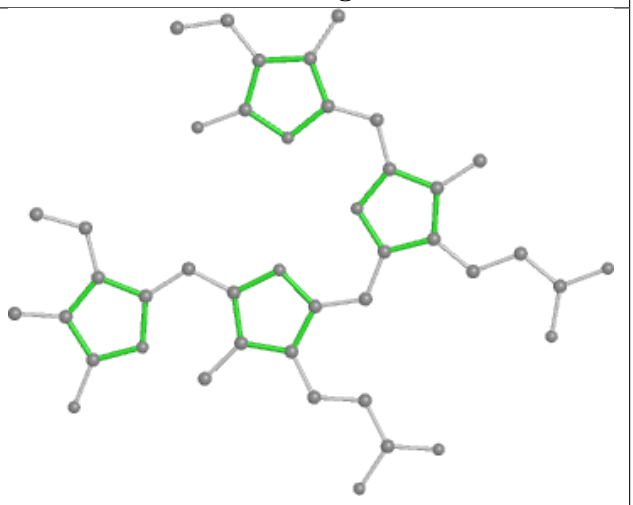

Rings

Ligand PEB lv 201

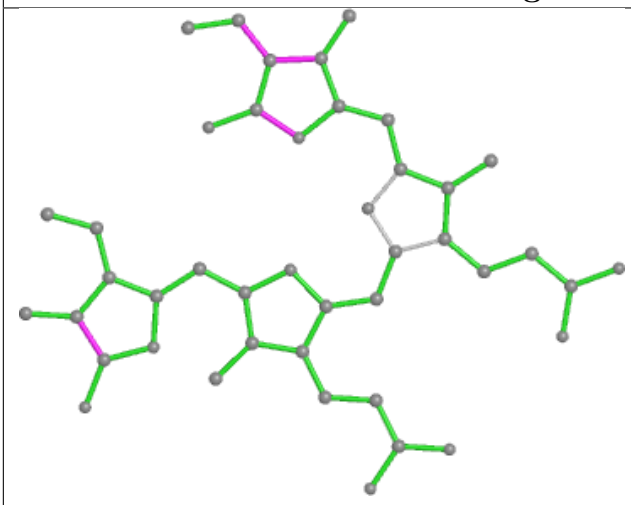

Bond lengths

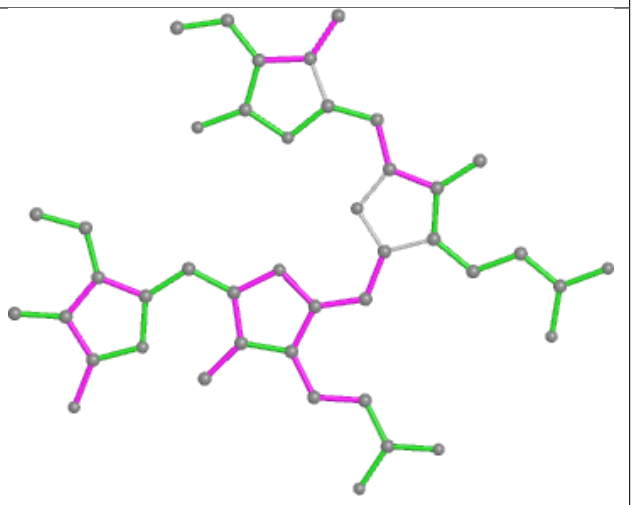

Bond angles

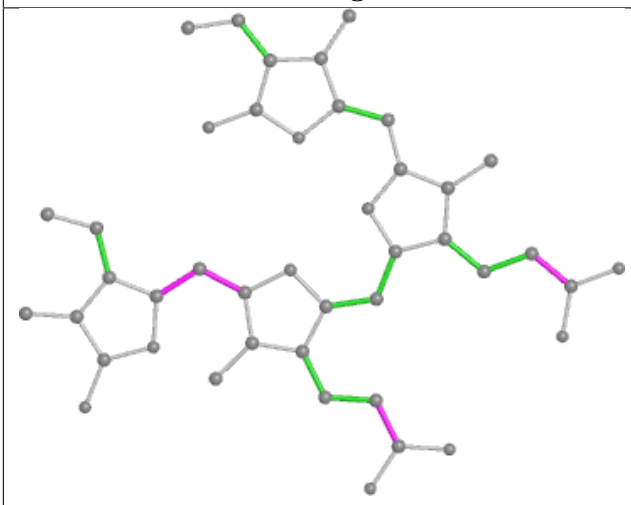

Torsions

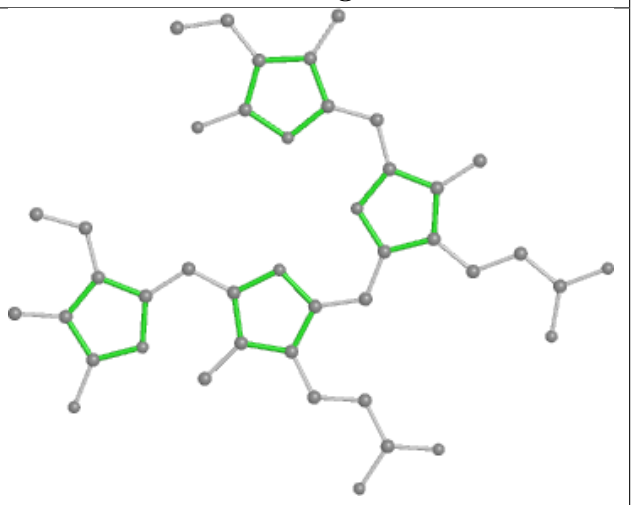

Rings

Ligand PEB Q3 202

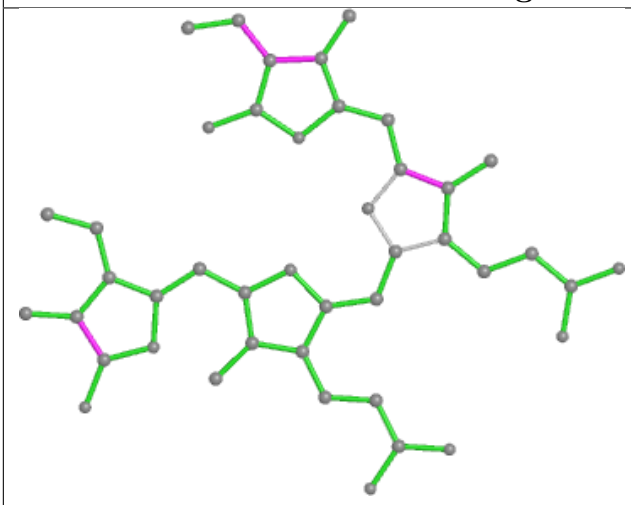

Bond lengths

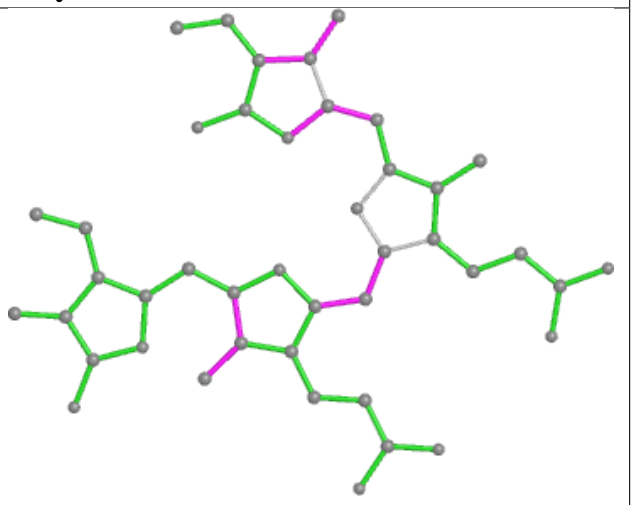

Bond angles

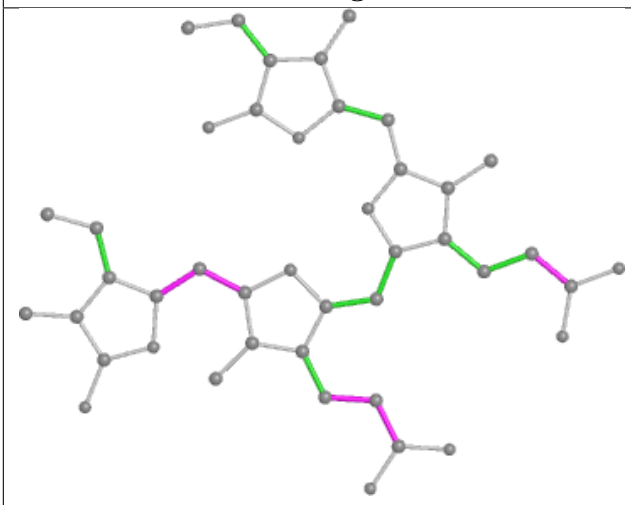

Torsions

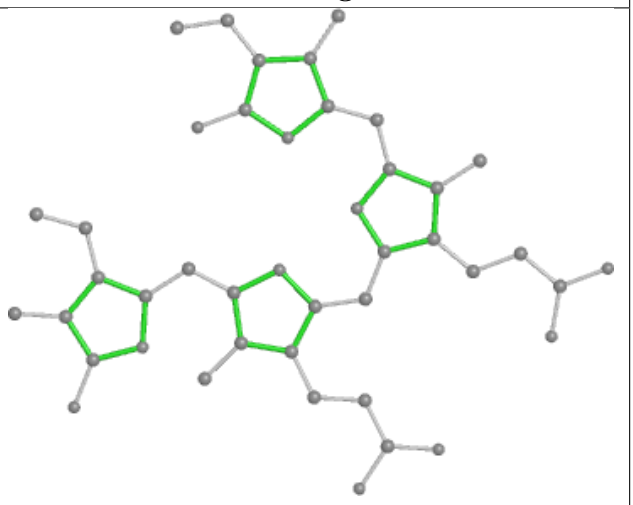

Rings

Ligand PUB p3 203

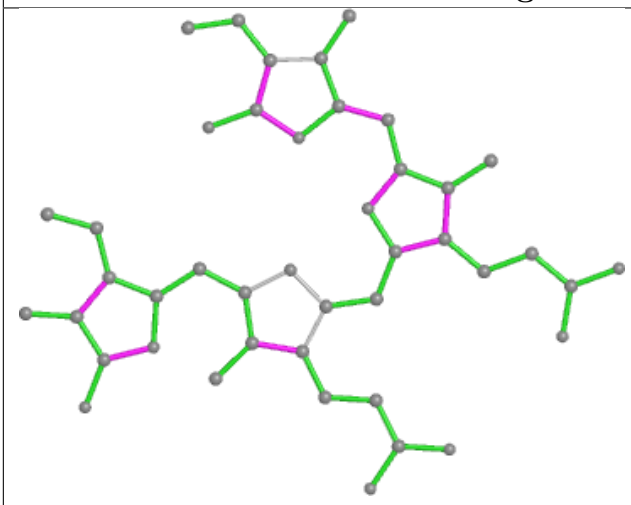

Bond lengths

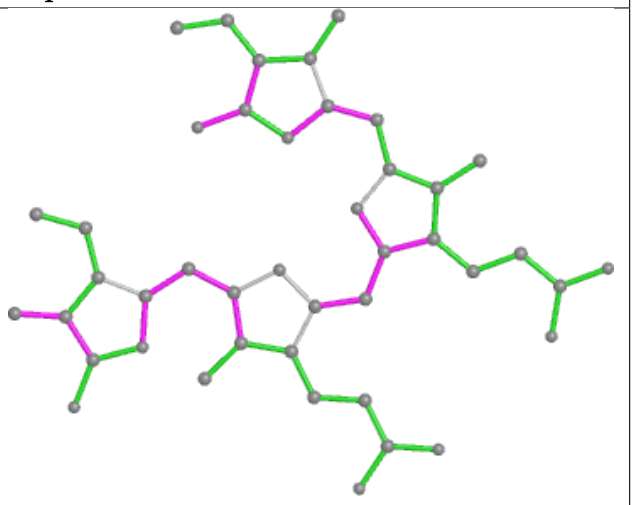

Bond angles

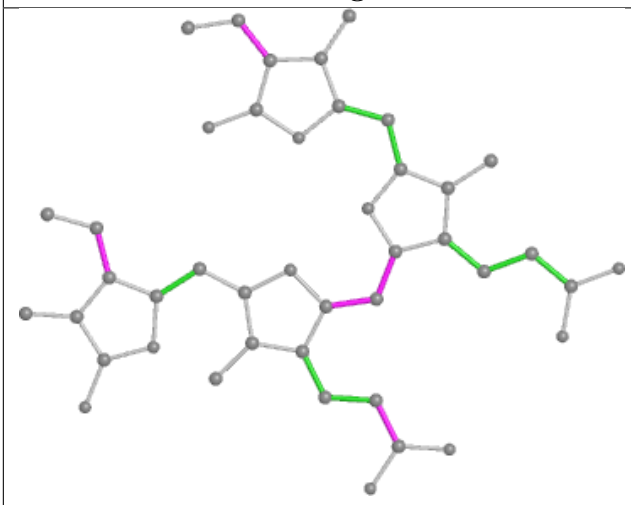

Torsions

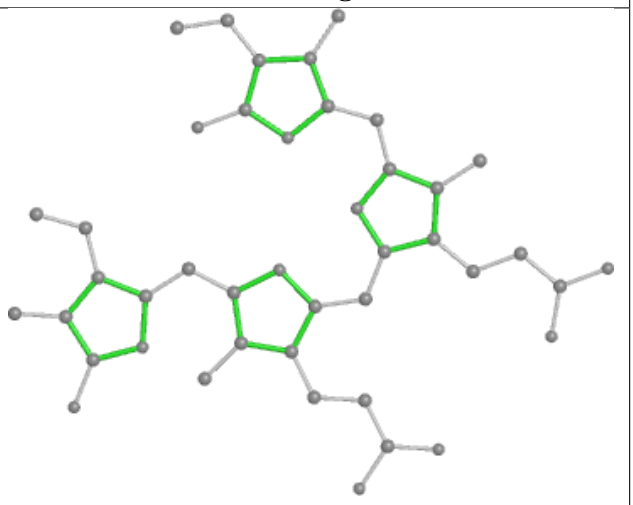

Rings

Ligand PEB g7 202

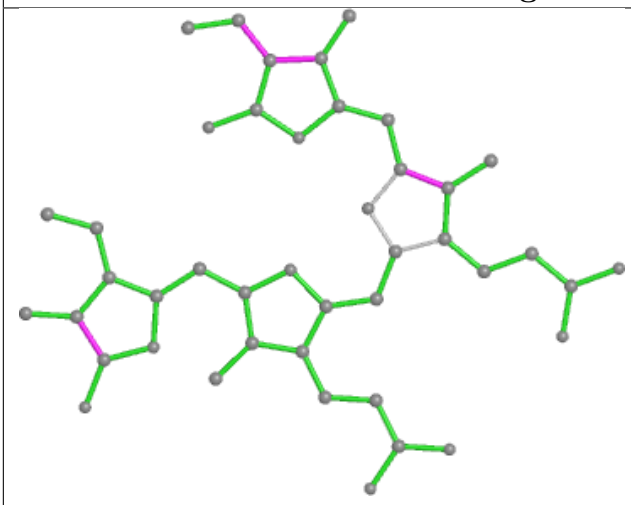

Bond lengths

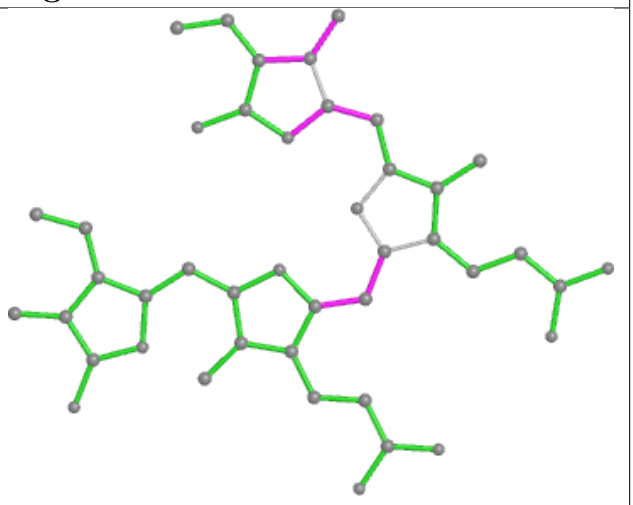

Bond angles

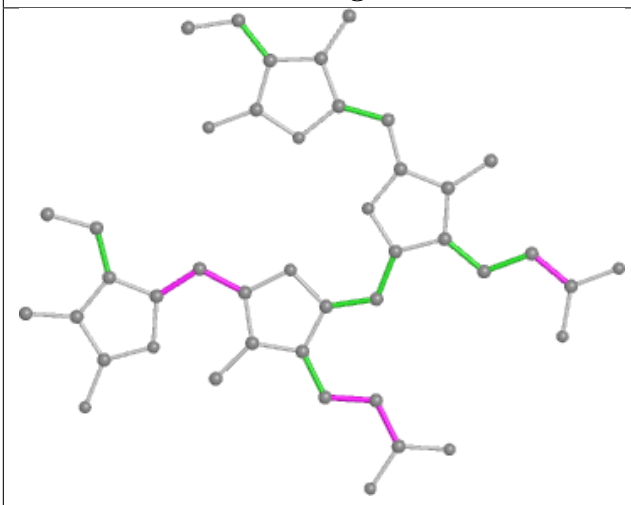

Torsions

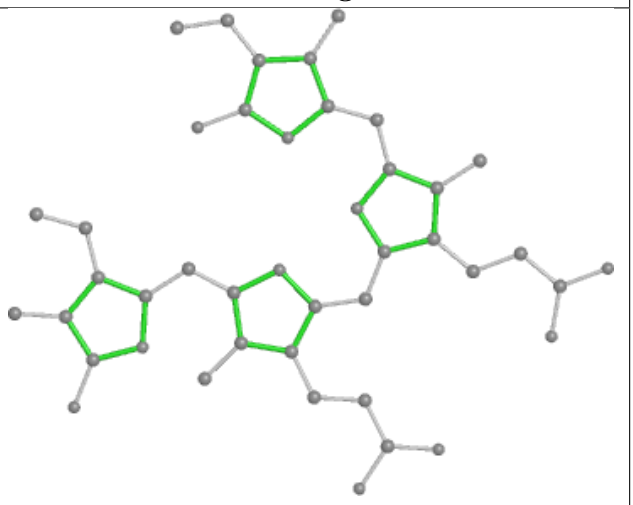

Rings

Ligand PUB R5 203

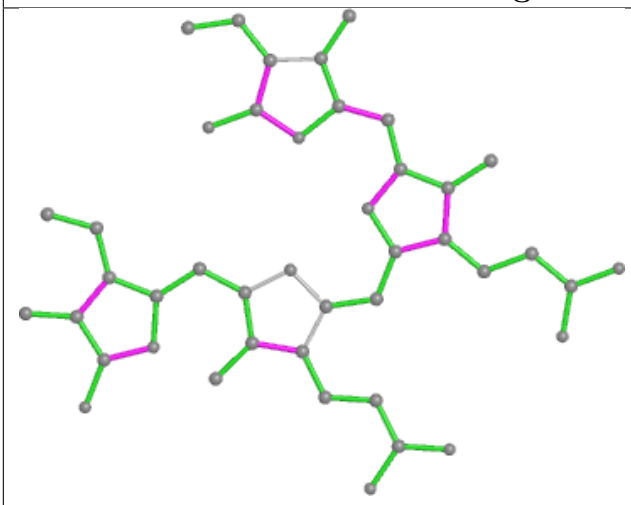

Bond lengths

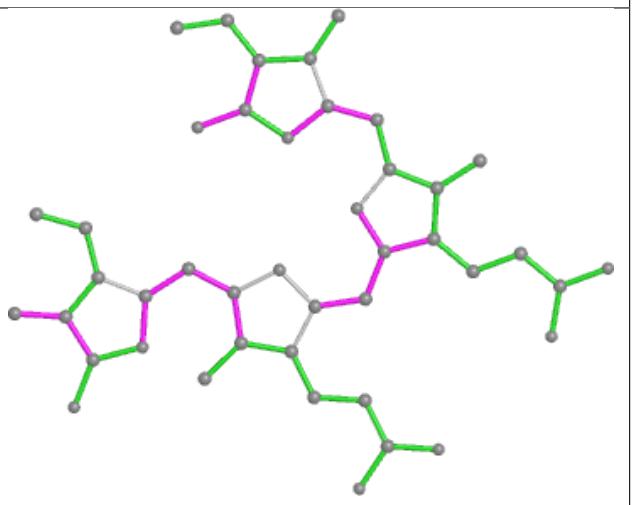

Bond angles

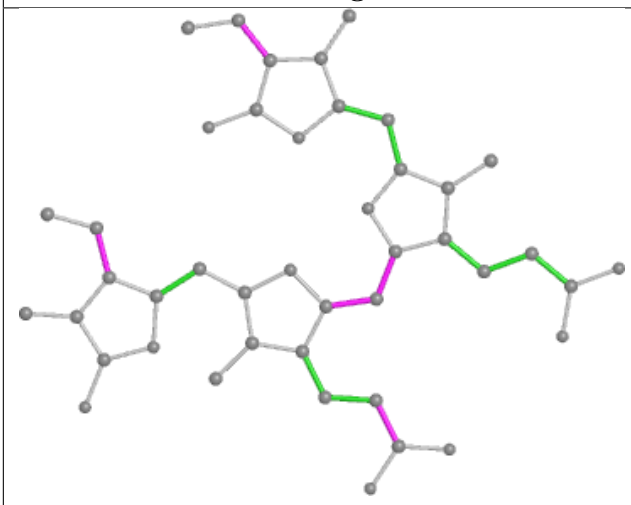

Torsions

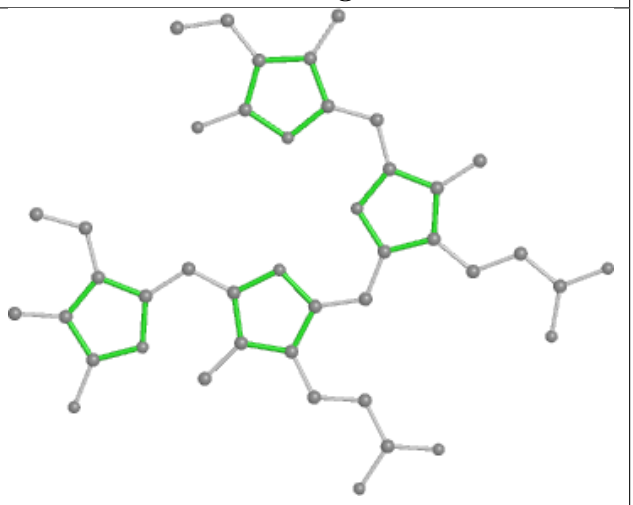

Rings

Ligand PUB H6 203

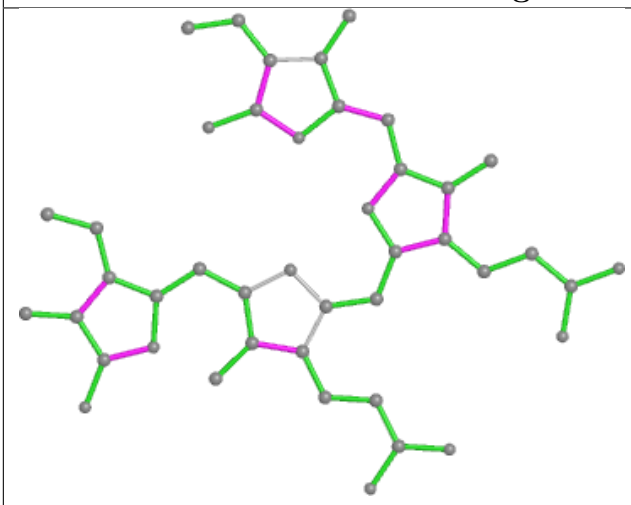

Bond lengths

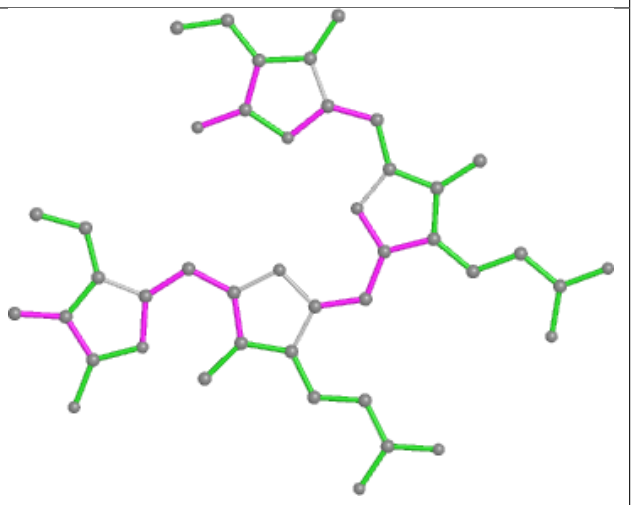

Bond angles

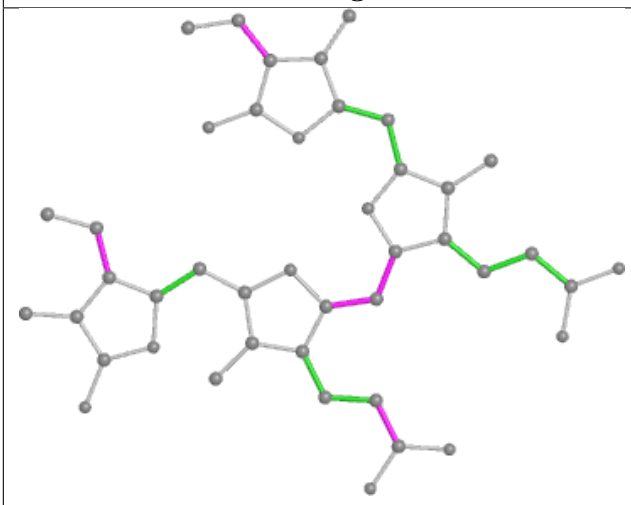

Torsions

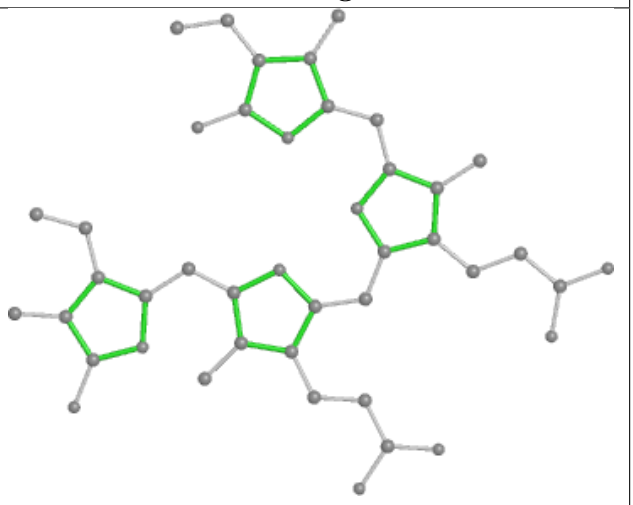

Rings

Ligand PEB bU 201

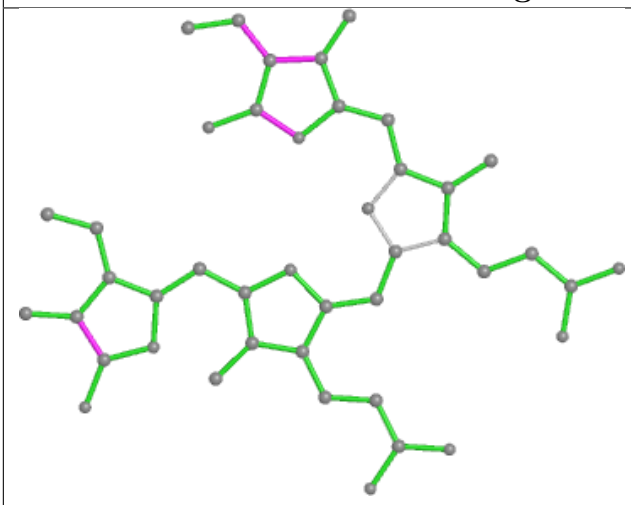

Bond lengths

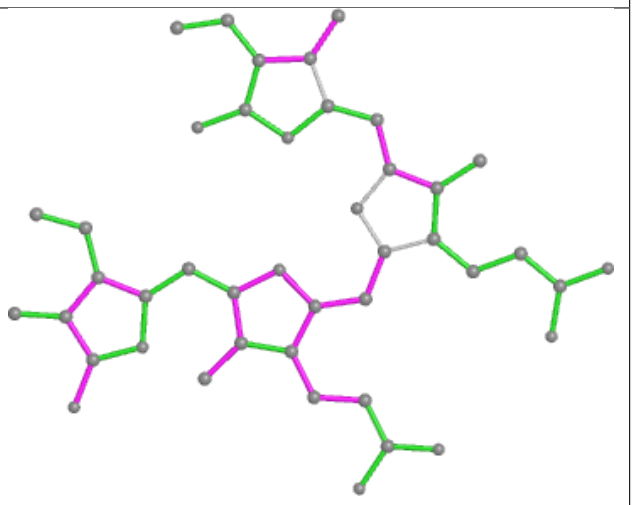

Bond angles

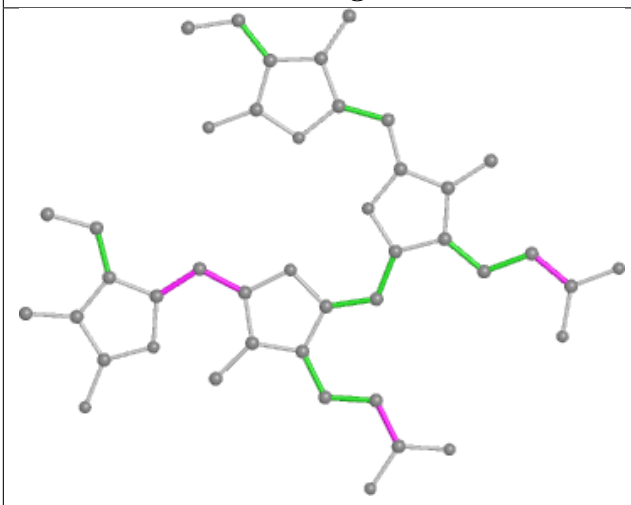

Torsions

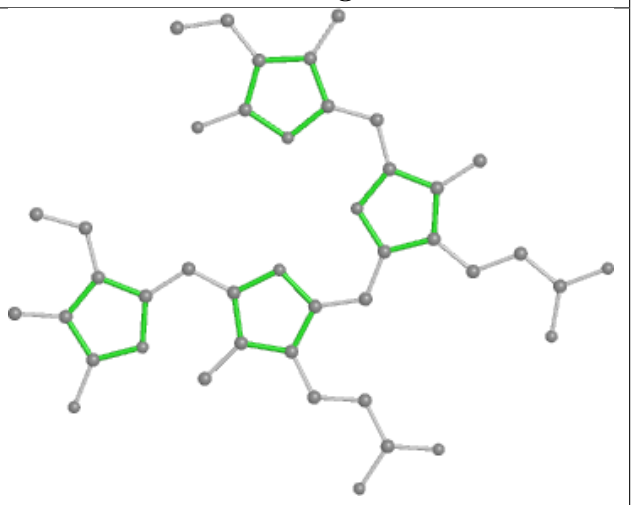

Rings

Ligand PEB aR 202

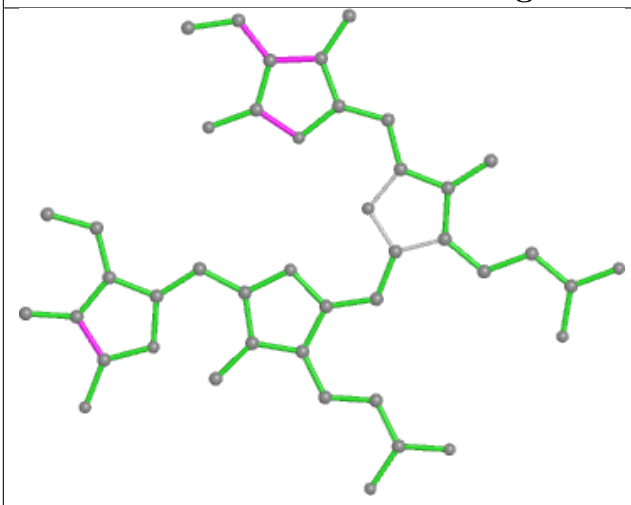

Bond lengths

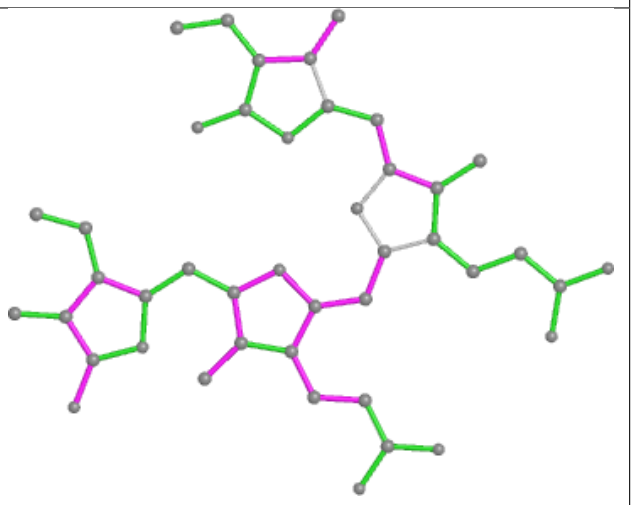

Bond angles

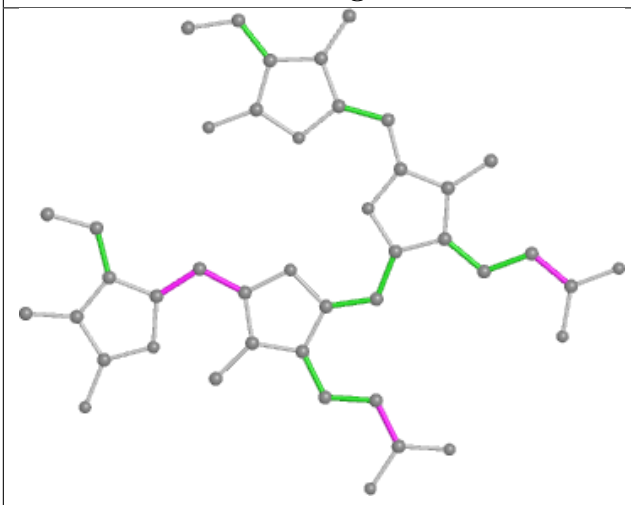

Torsions

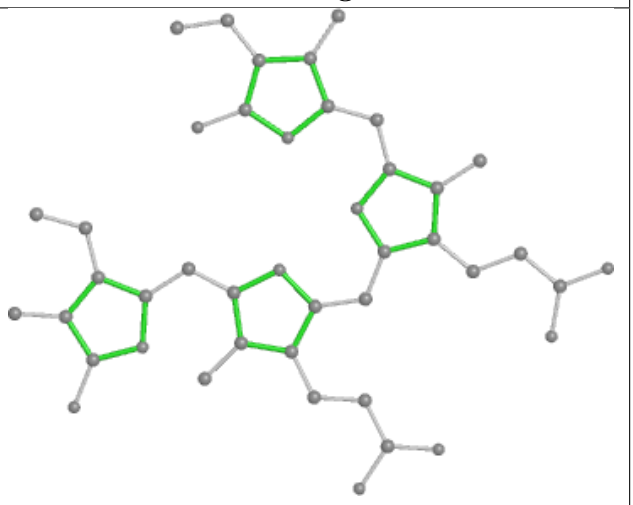

Rings

Ligand CYC Z1 201

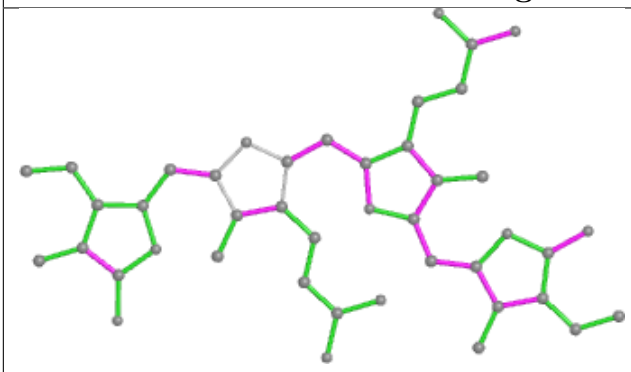

Bond lengths

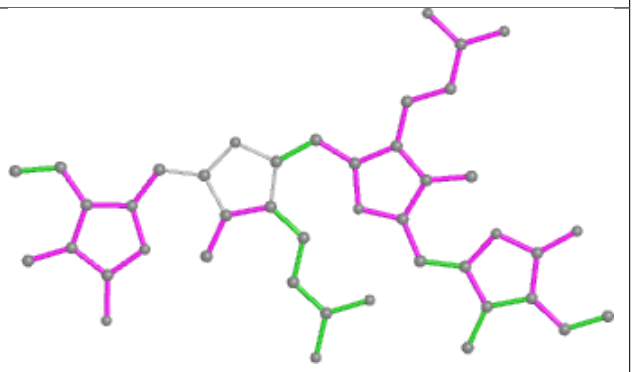

Bond angles

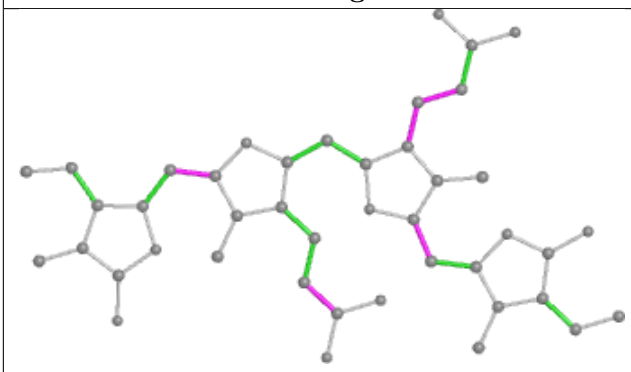

Torsions

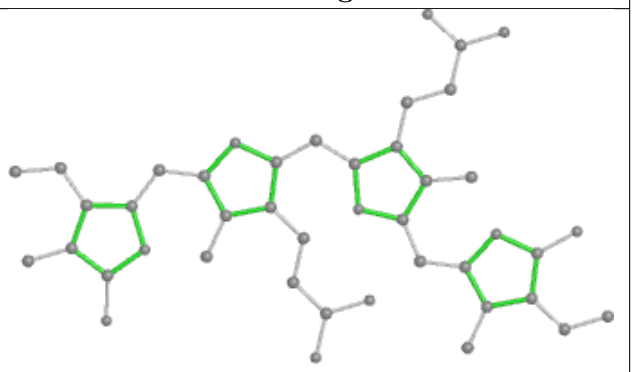

Rings

Ligand PUB bL 203

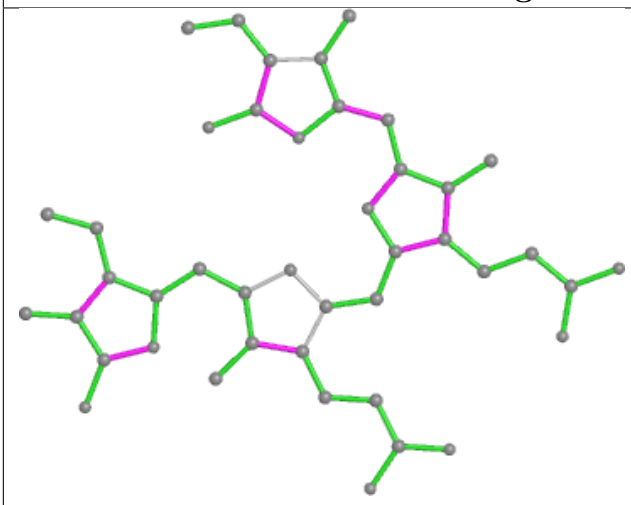

Bond lengths

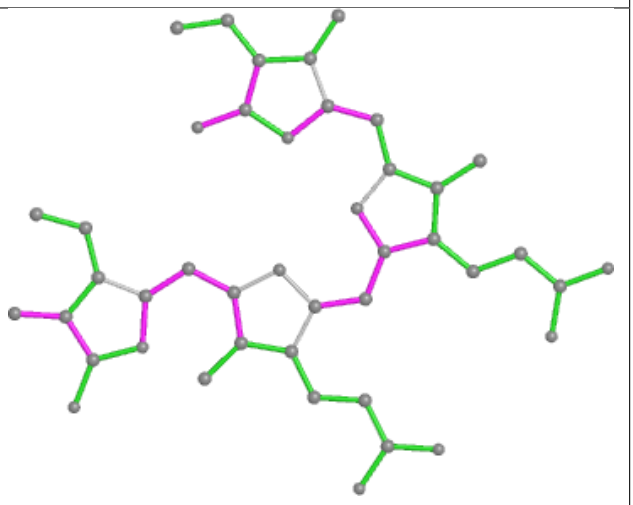

Bond angles

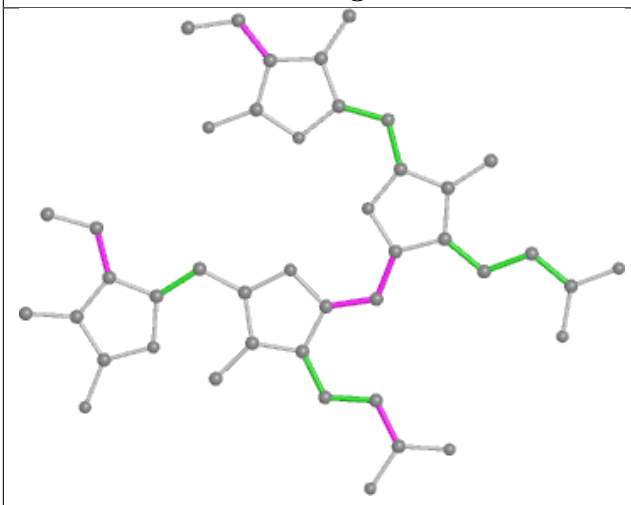

Torsions

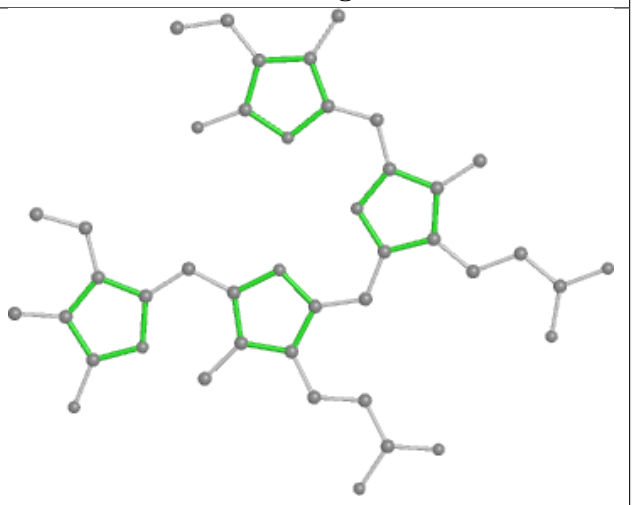

Rings

Ligand PEB 44 302

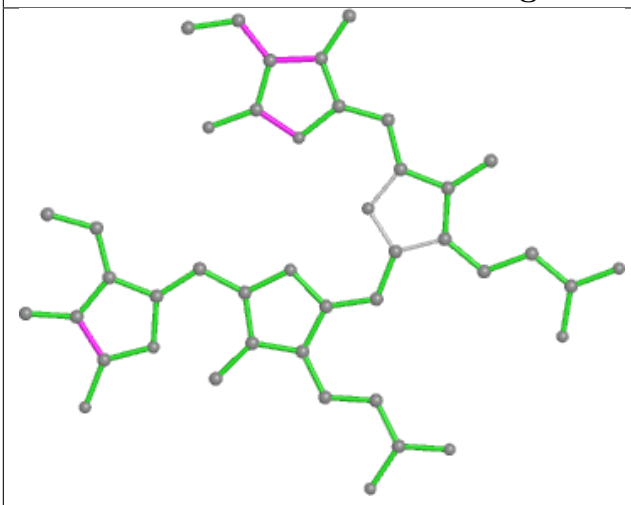

Bond lengths

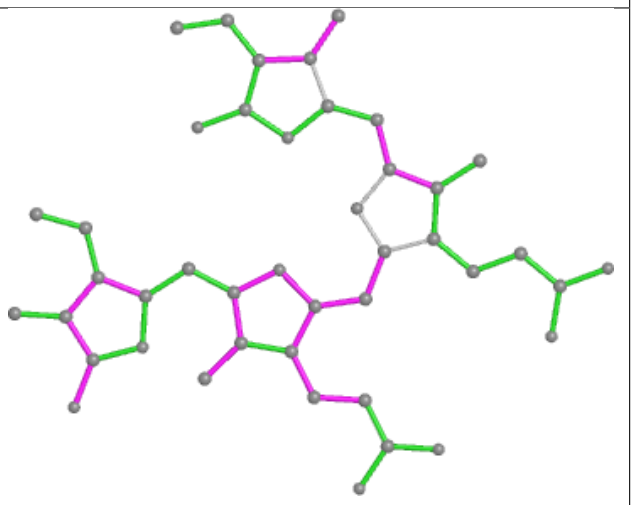

Bond angles

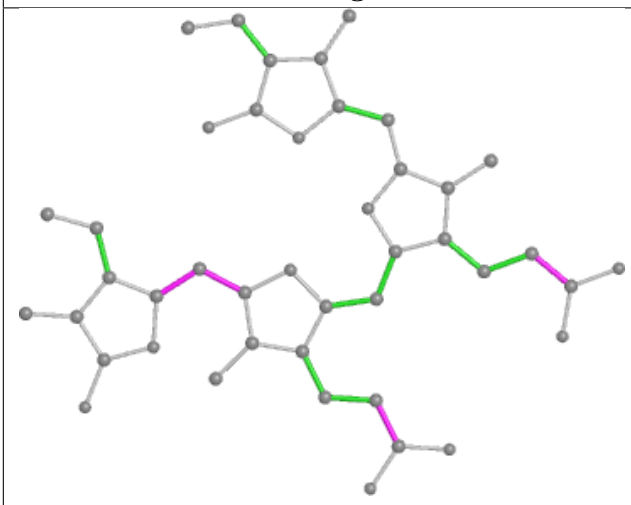

Torsions

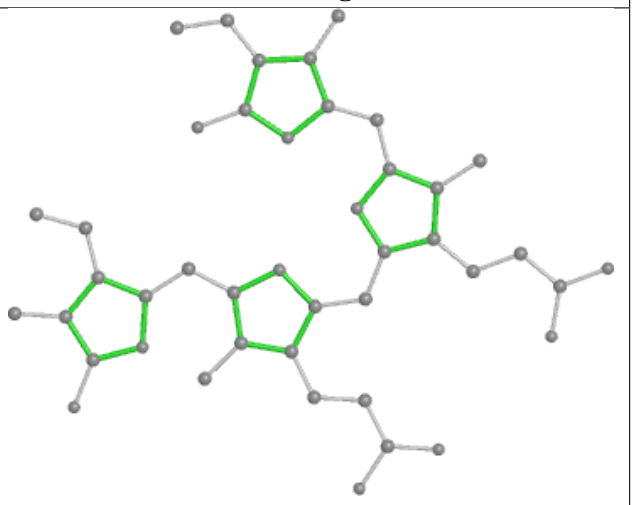

Rings

Ligand PEB L8 201

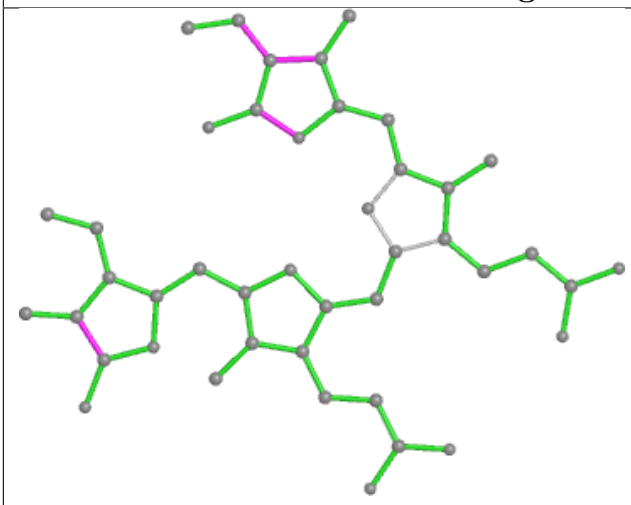

Bond lengths

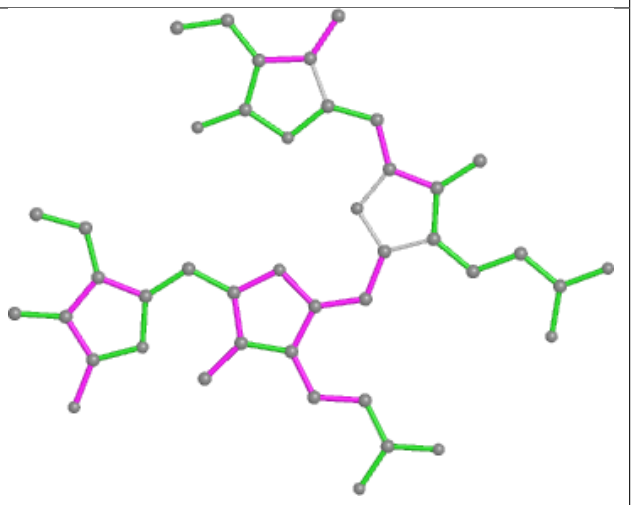

Bond angles

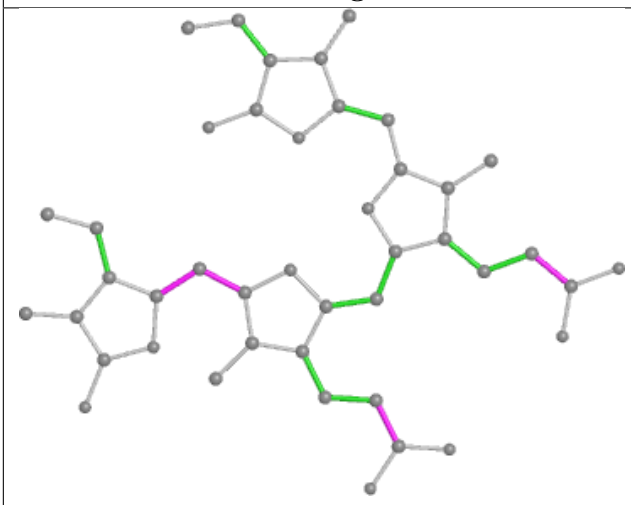

Torsions

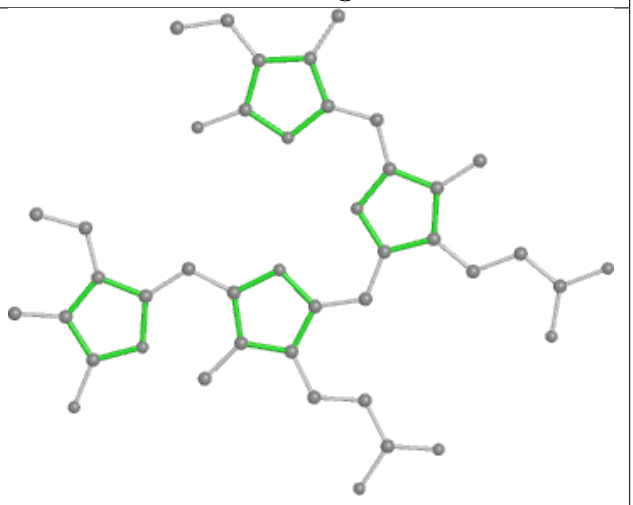

Rings

Ligand PEB Y5 1002

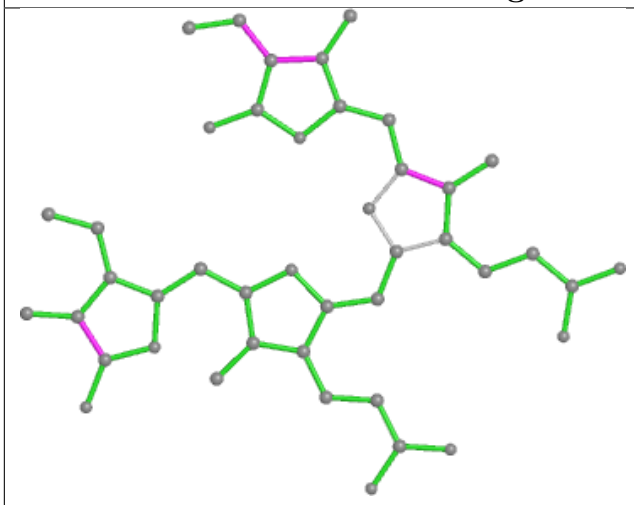

Bond lengths

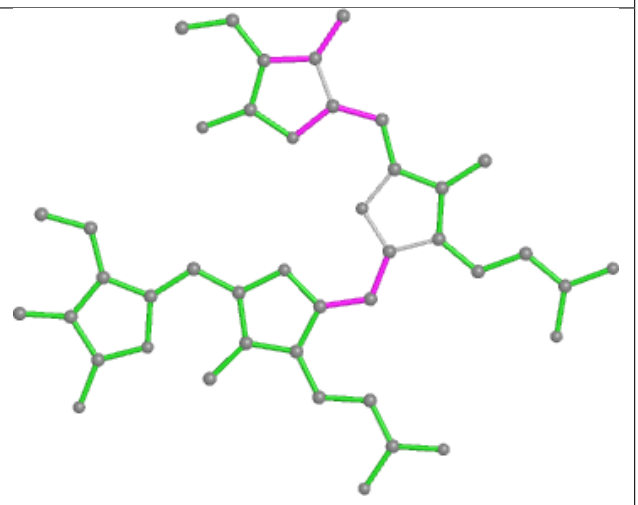

Bond angles

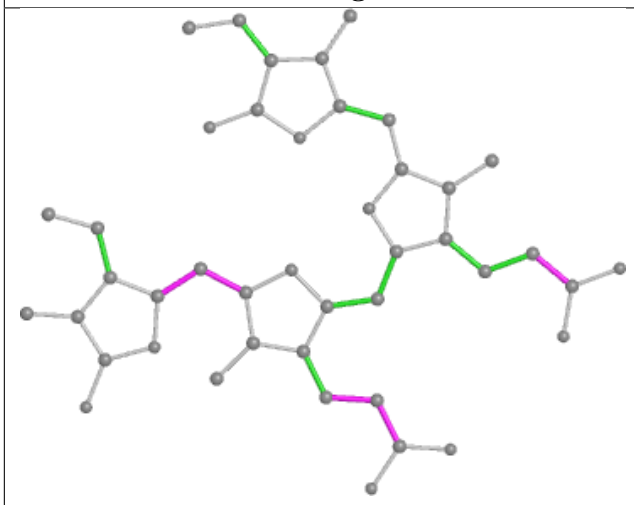

Torsions

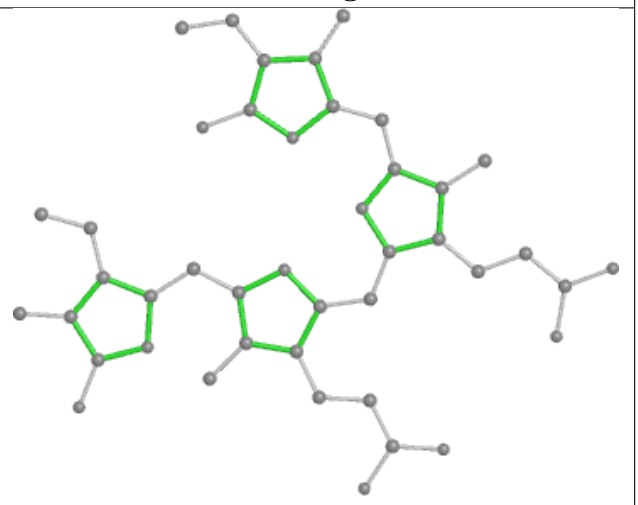

Rings

Ligand PEB ch 201

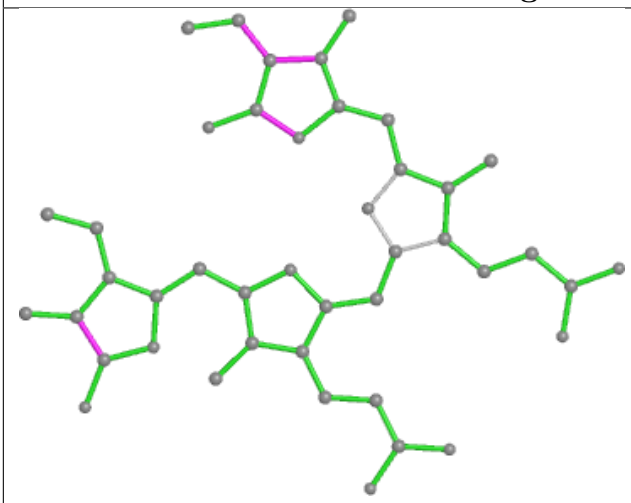

Bond lengths

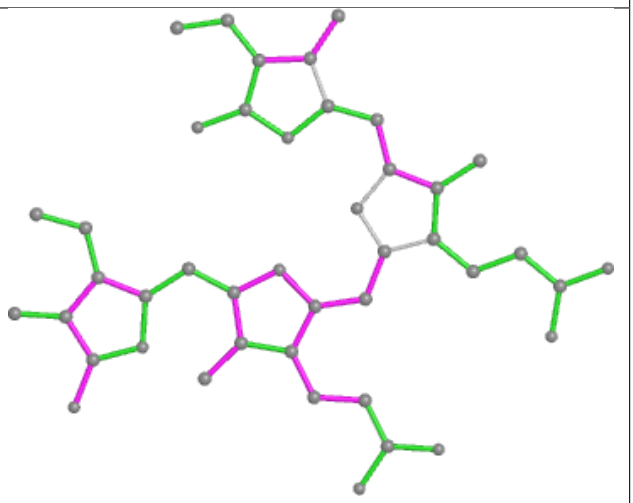

Bond angles

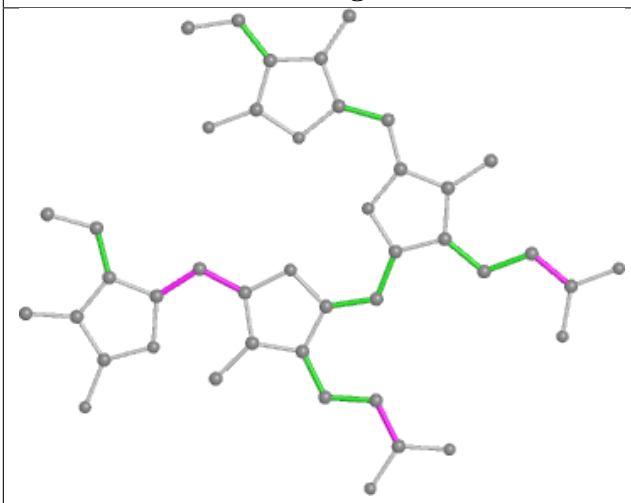

Torsions

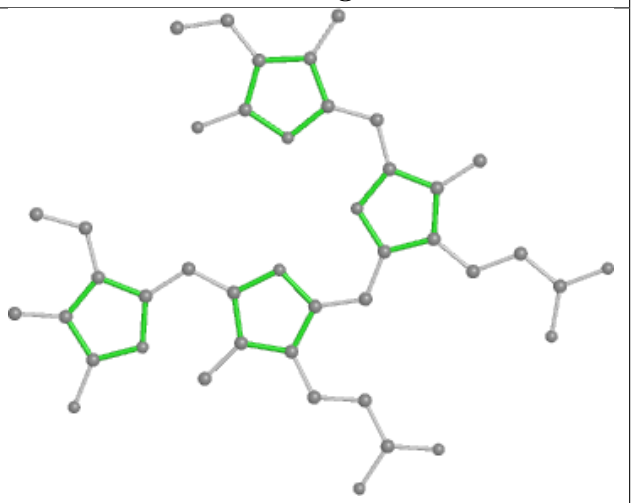

Rings

Ligand PEB y2 202

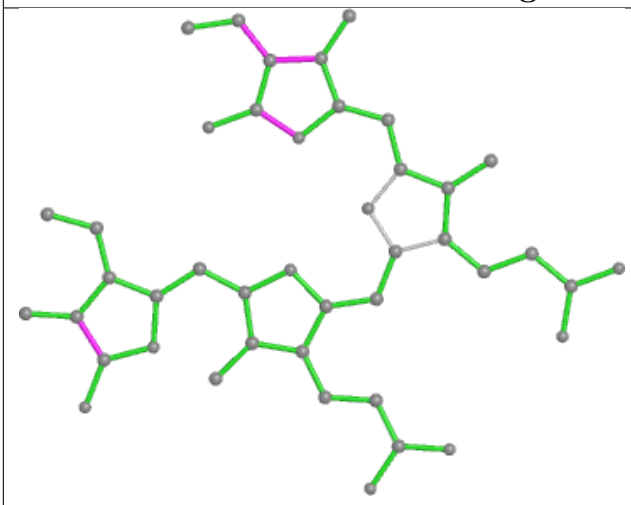

Bond lengths

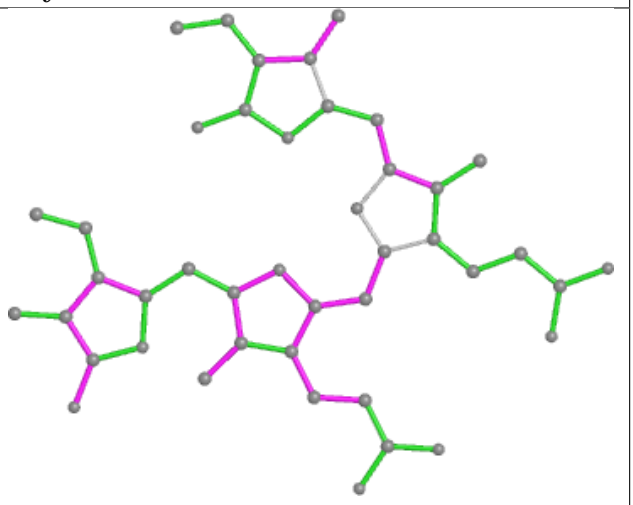

Bond angles

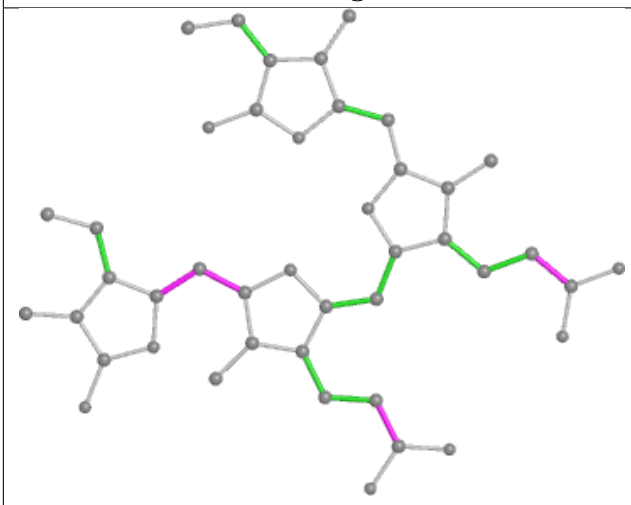

Torsions

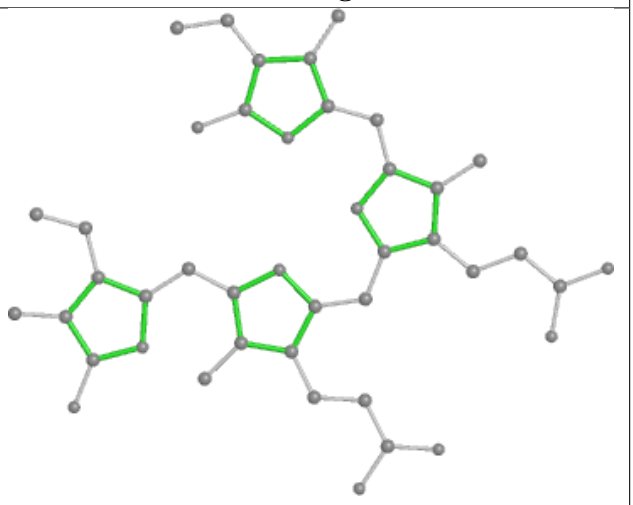

Rings

Ligand PEB aL 202

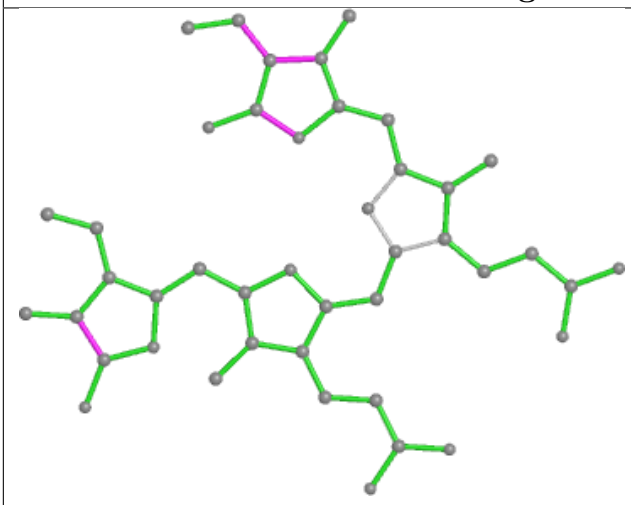

Bond lengths

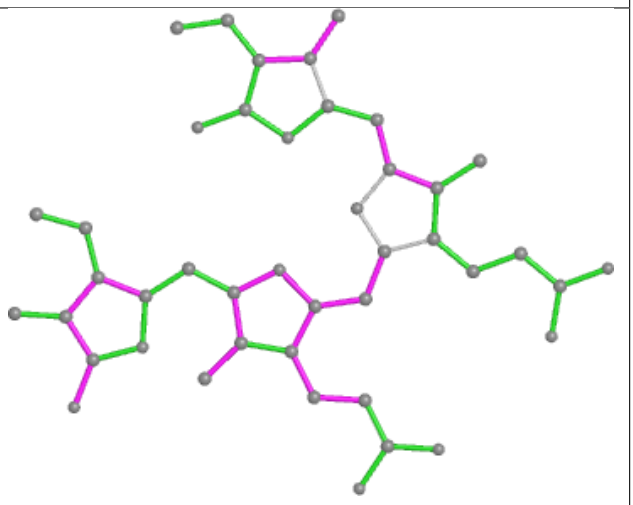

Bond angles

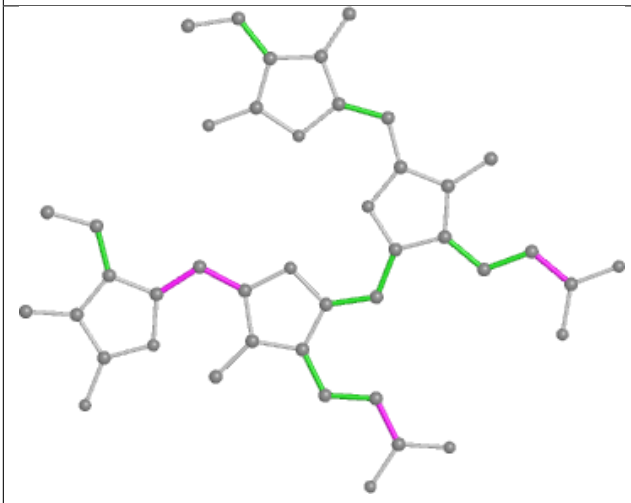

Torsions

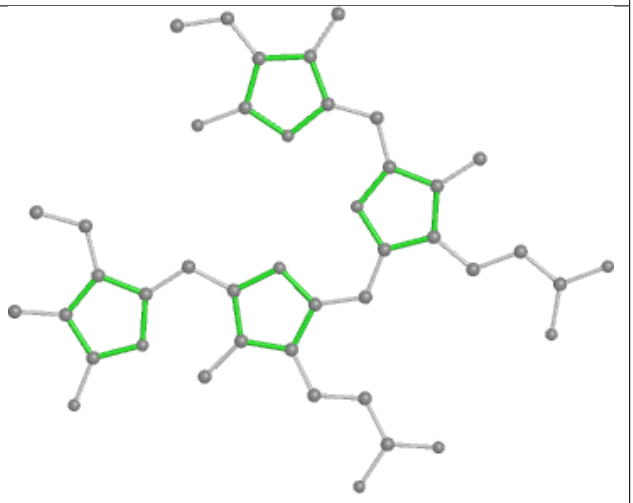

Rings

Ligand PEB 34 1007

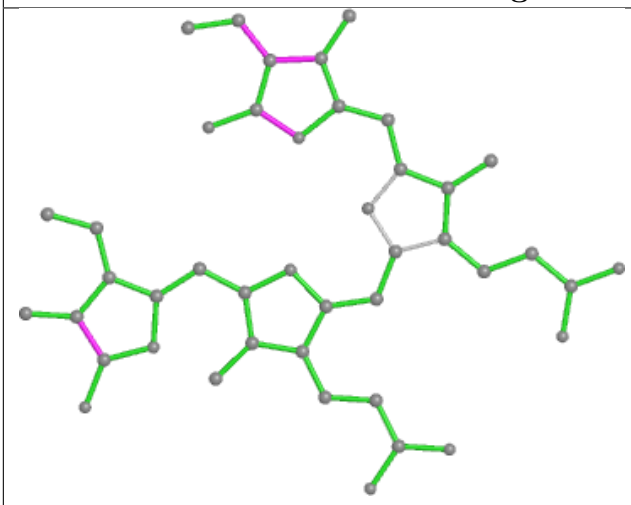

Bond lengths

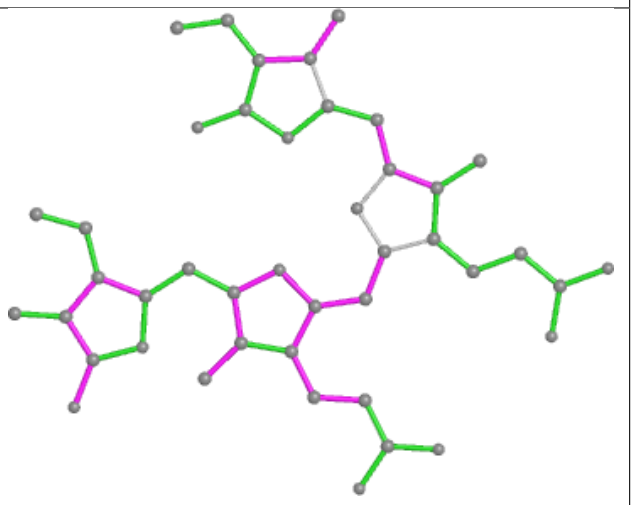

Bond angles

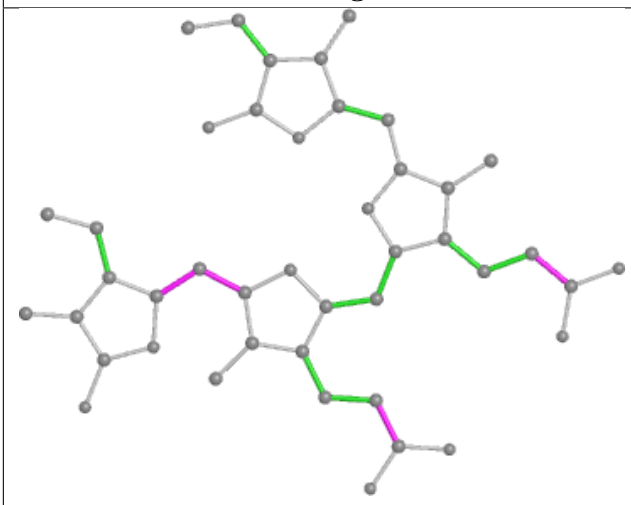

Torsions

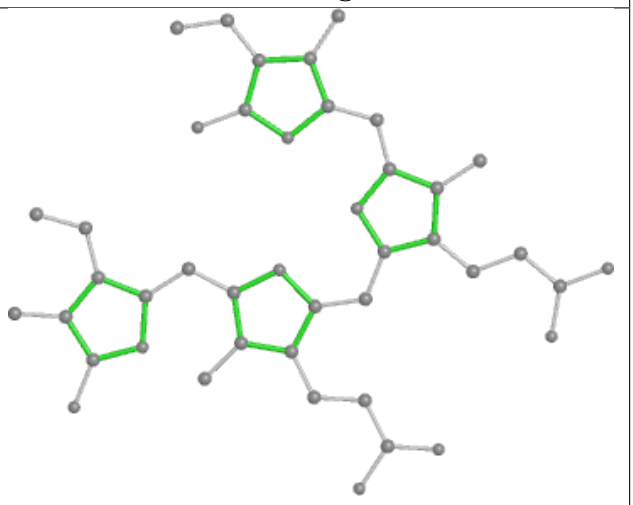

Rings

Ligand PEB gj 202

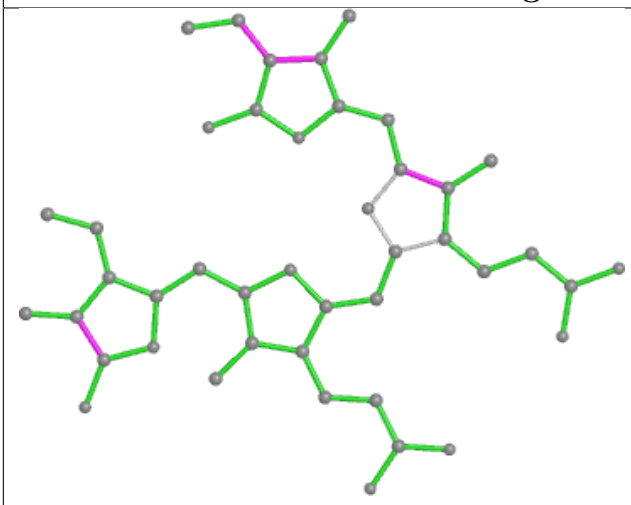

Bond lengths

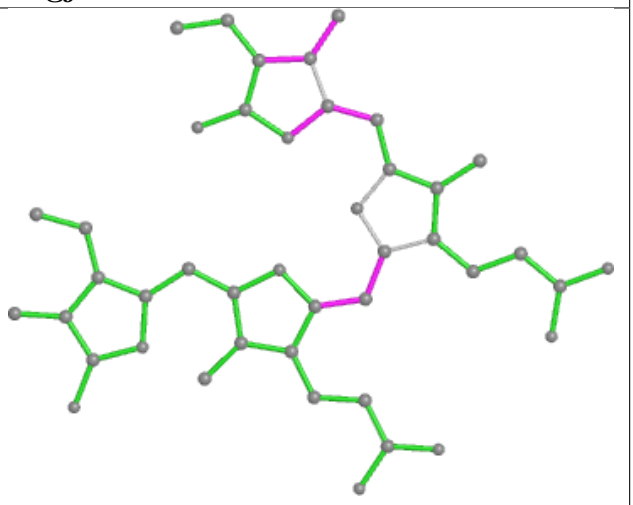

Bond angles

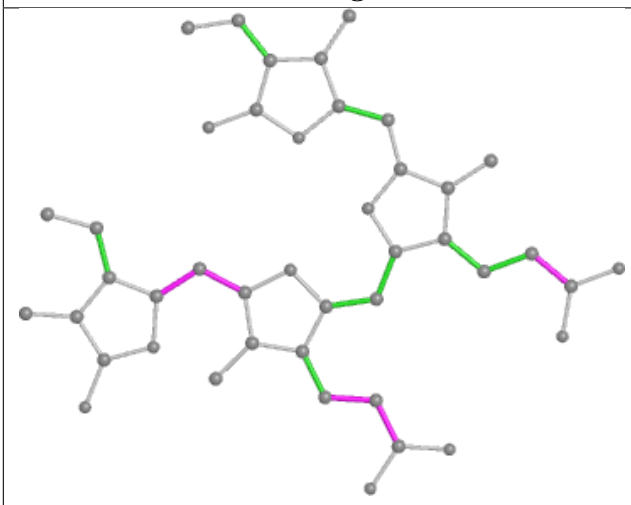

Torsions

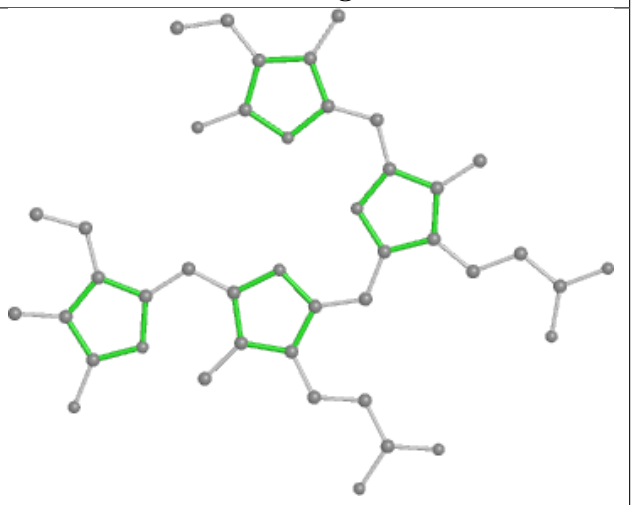

Rings

Ligand PUB L5 203

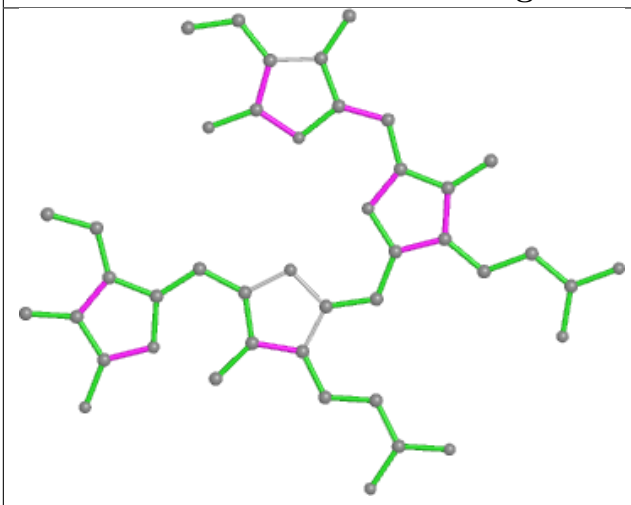

Bond lengths

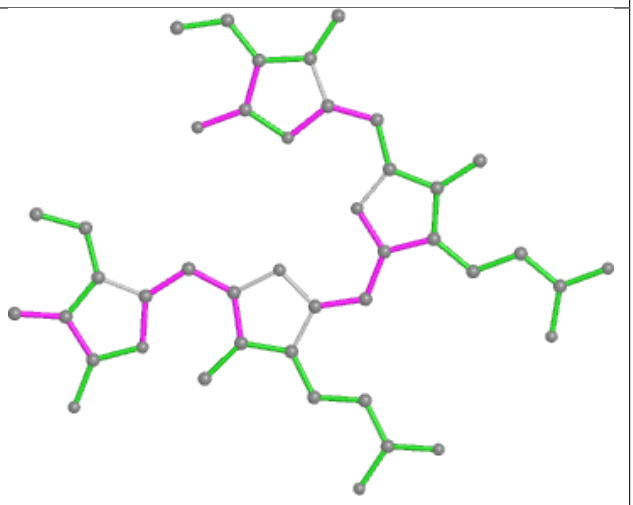

Bond angles

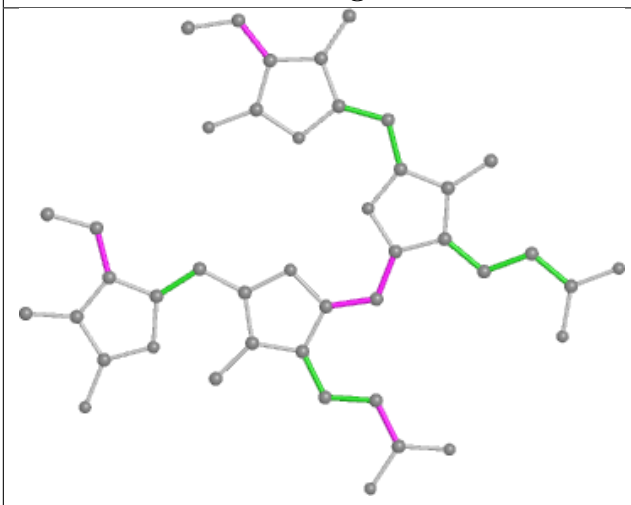

Torsions

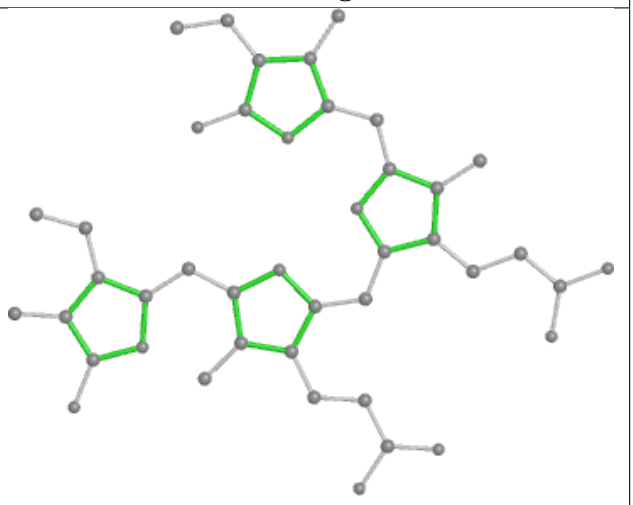

Rings

Ligand PUB fc 203

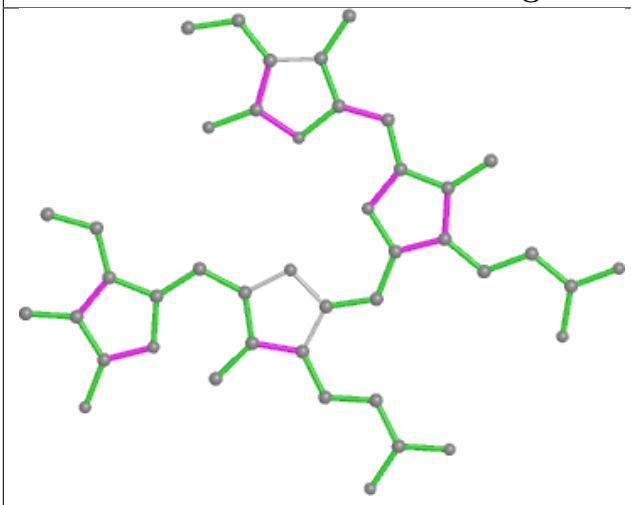

Bond lengths

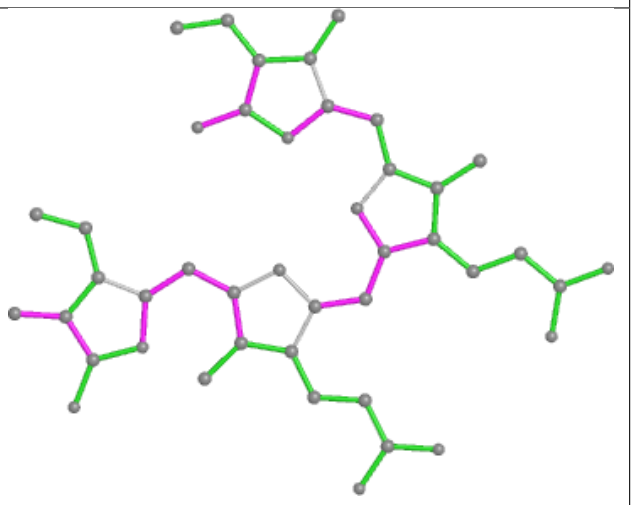

Bond angles

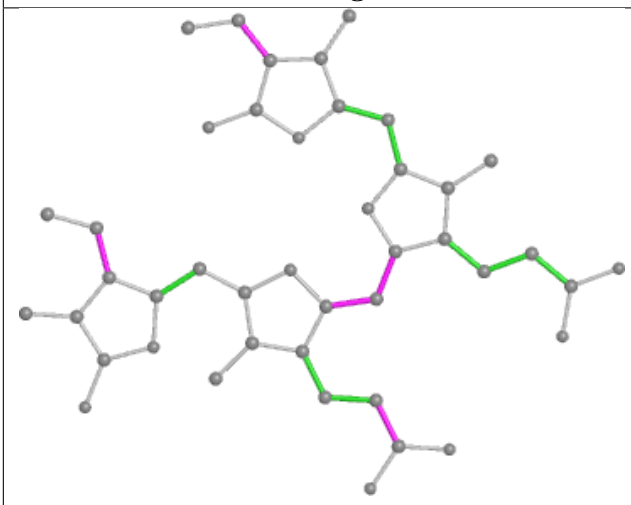

Torsions

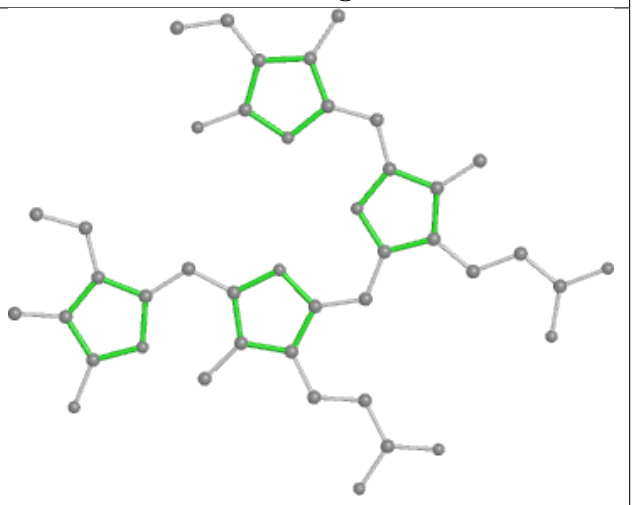

Rings

Ligand PVN aZ 303

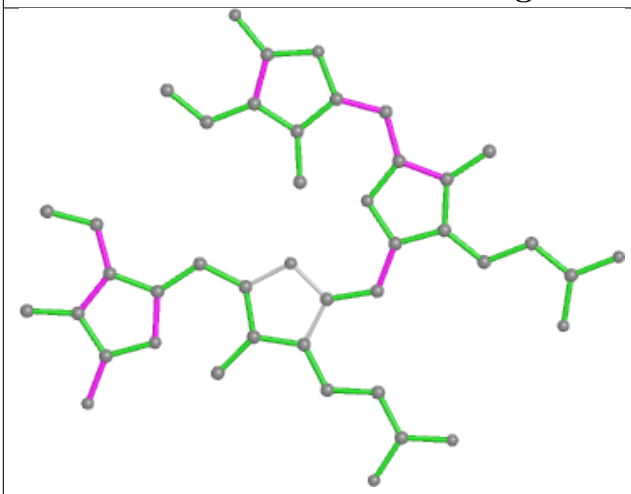

Bond lengths

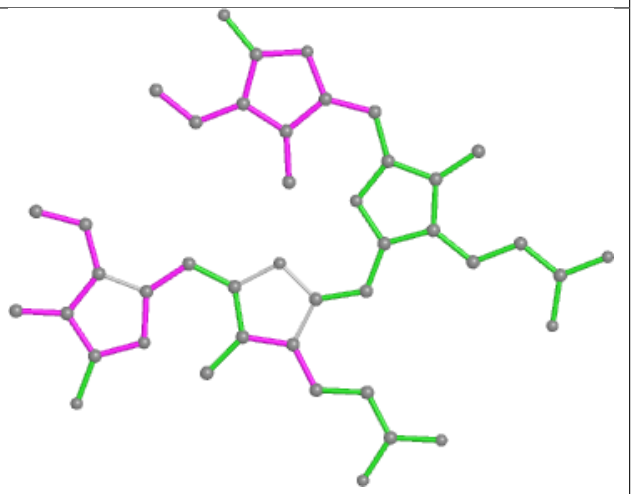

Bond angles

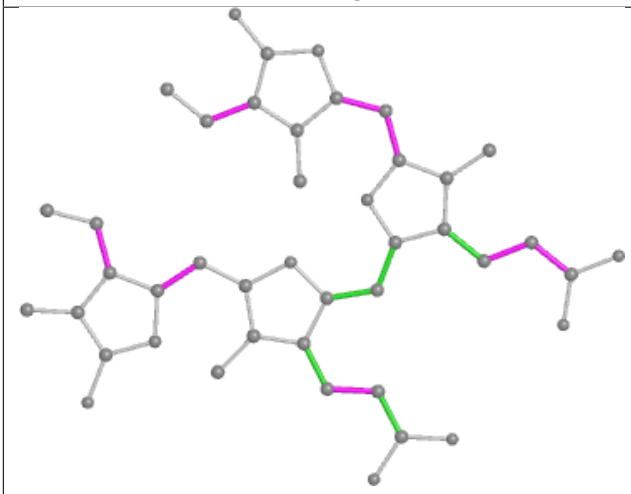

Torsions

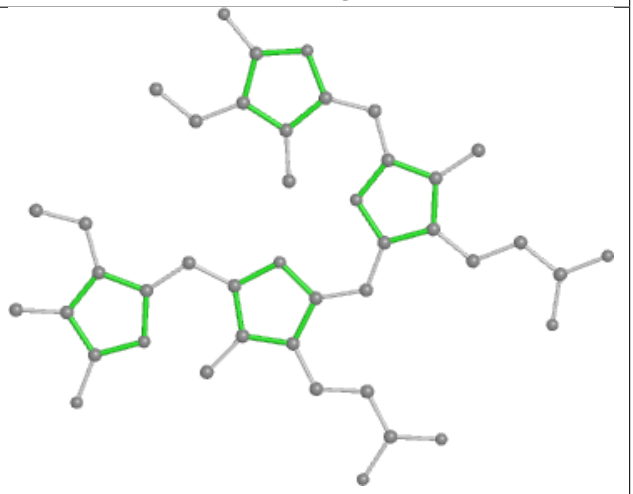

Rings

Ligand PEB G5 202

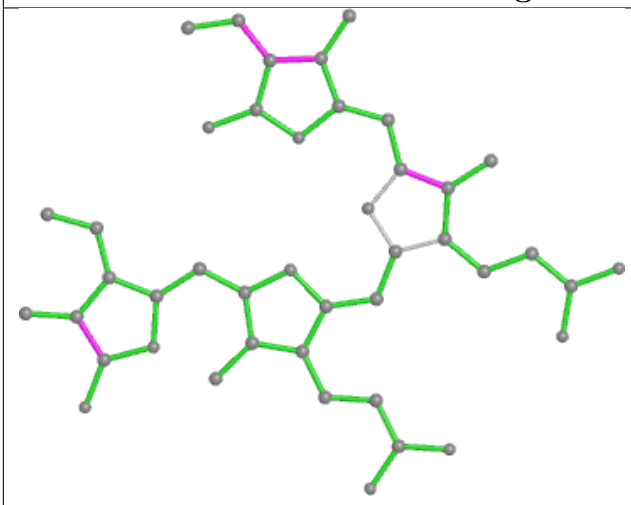

Bond lengths

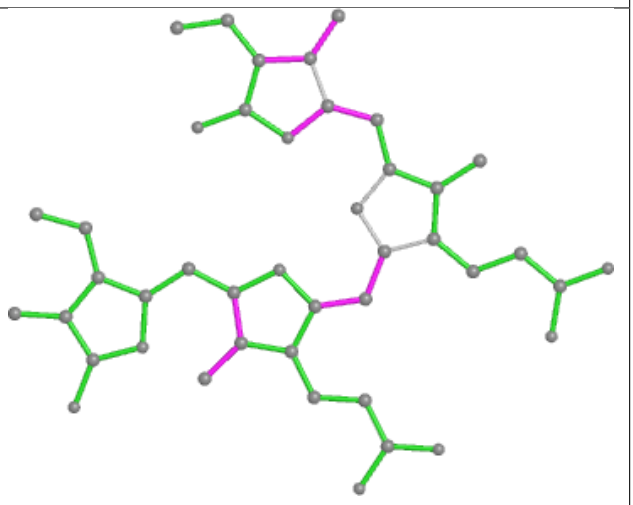

Bond angles

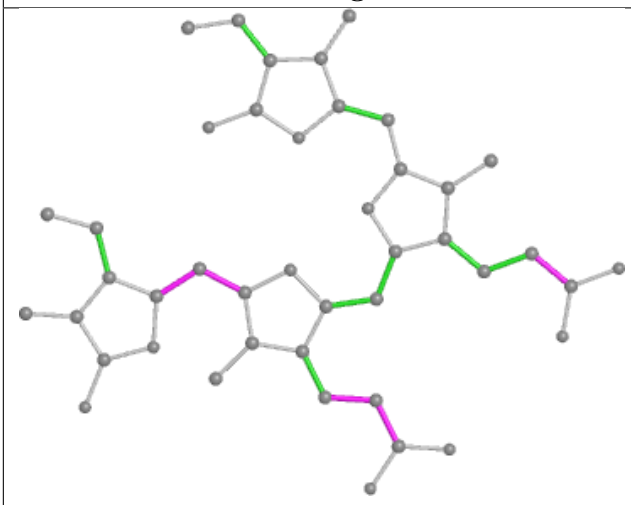

Torsions

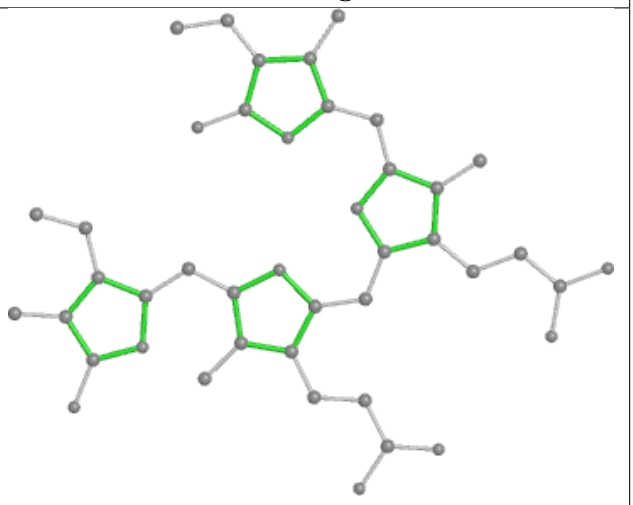

Rings

Ligand PEB j5 202

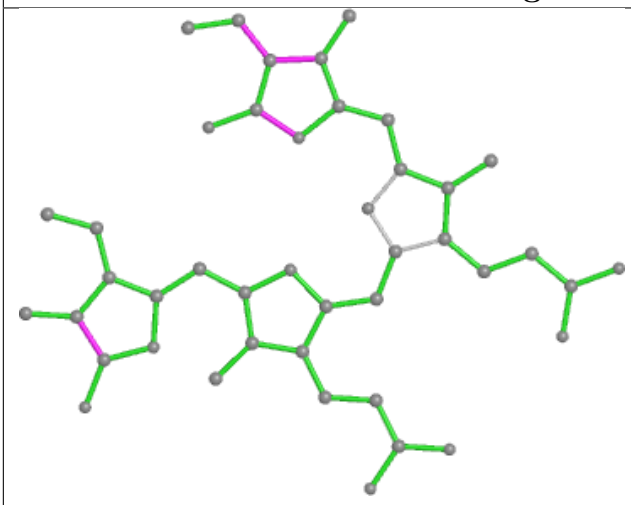

Bond lengths

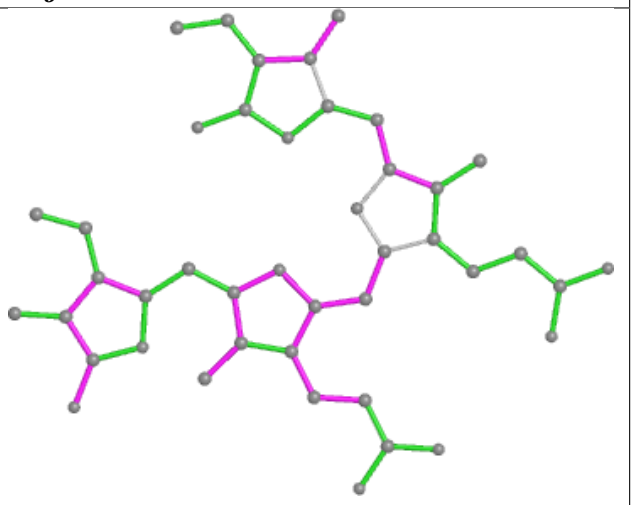

Bond angles

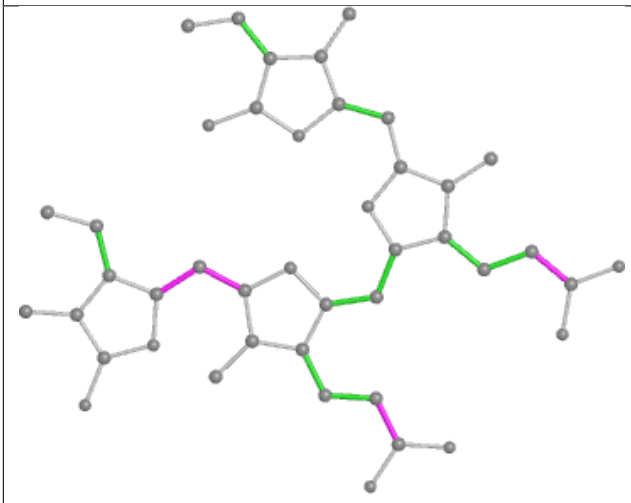

Torsions

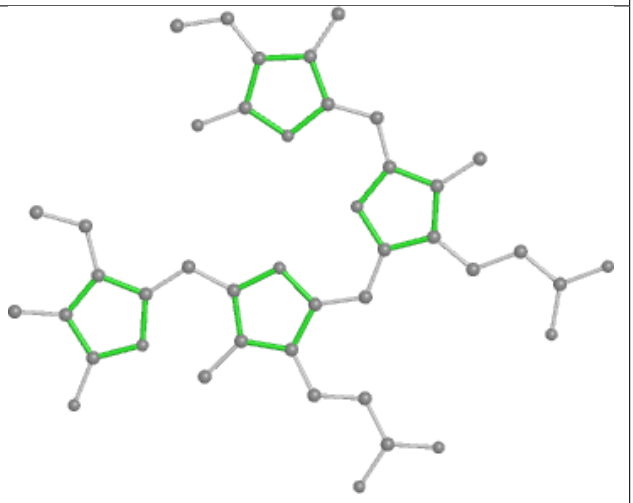

Rings

Ligand PEB ab 202

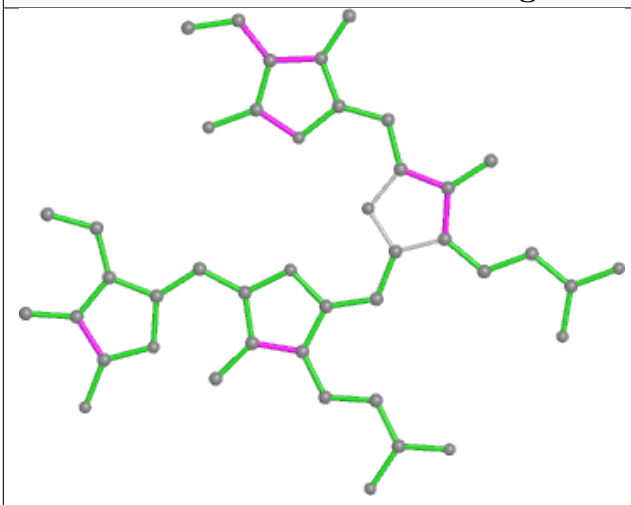

Bond lengths

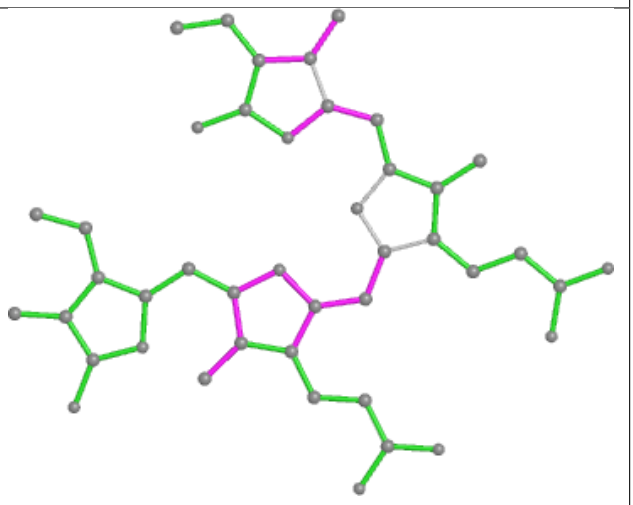

Bond angles

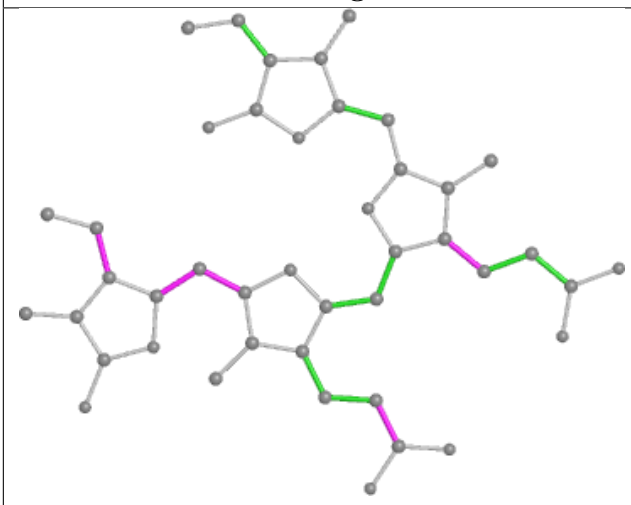

Torsions

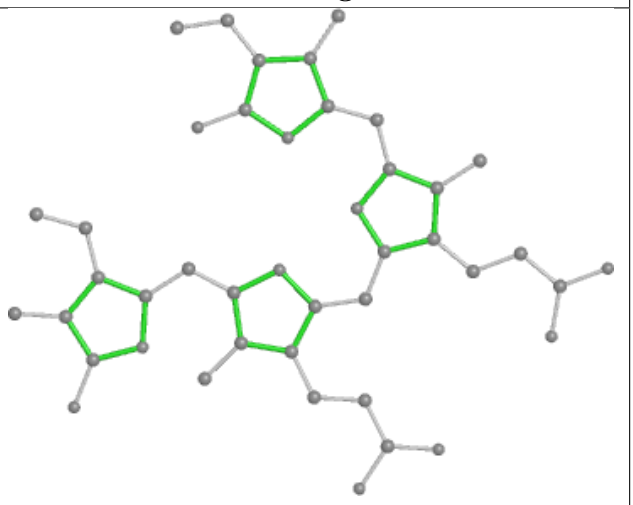

Rings

Ligand PEB cL 201

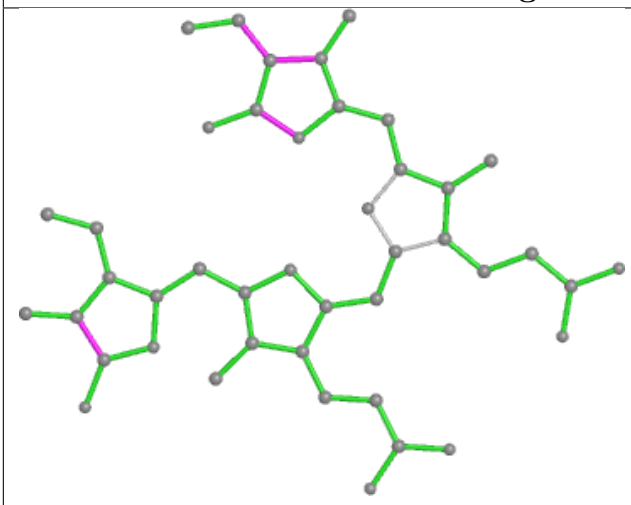

Bond lengths

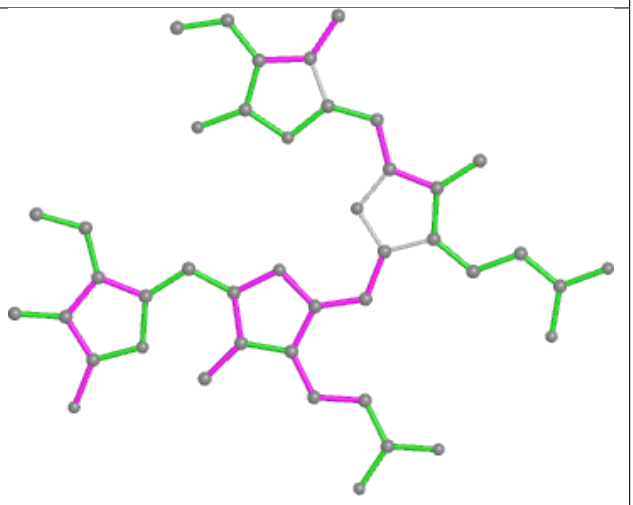

Bond angles

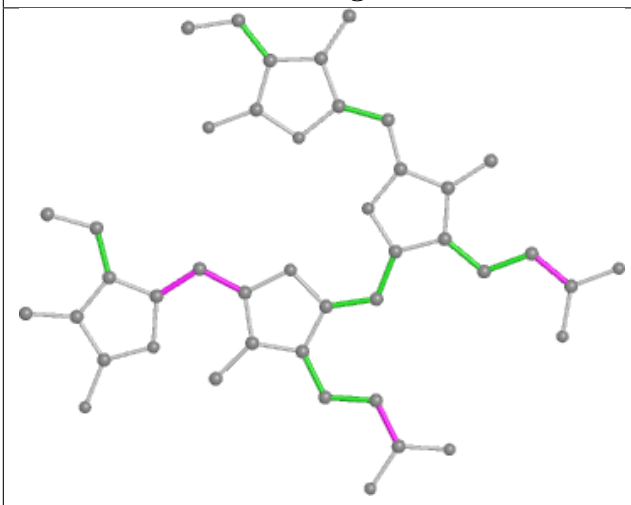

Torsions

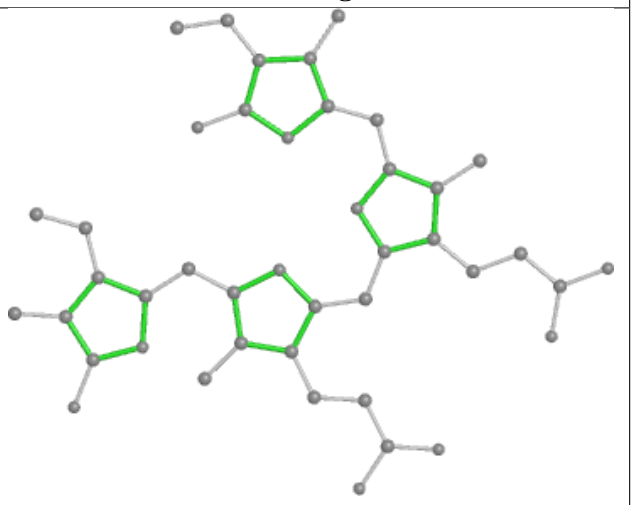

Rings

Ligand PEB bV 202

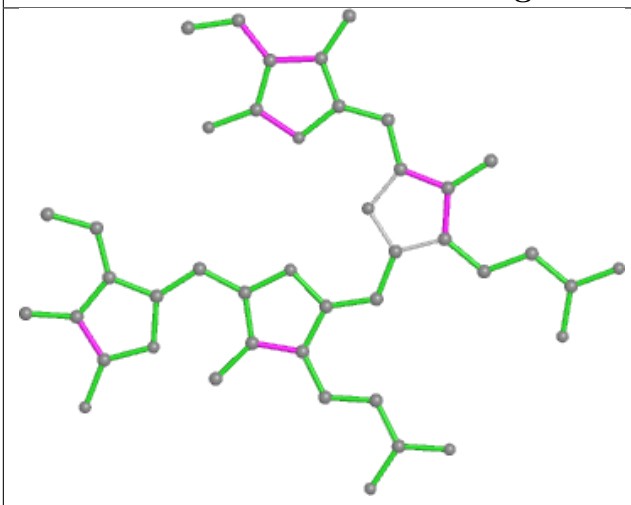

Bond lengths

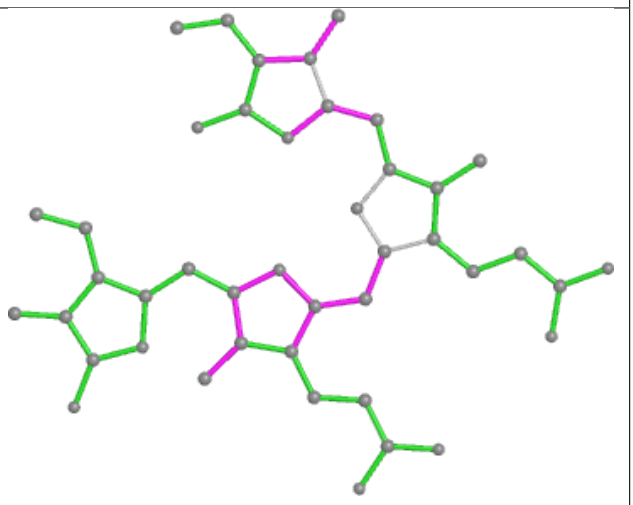

Bond angles

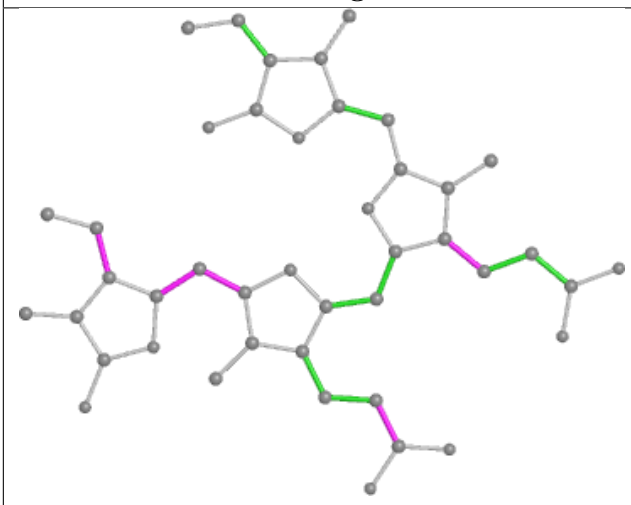

Torsions

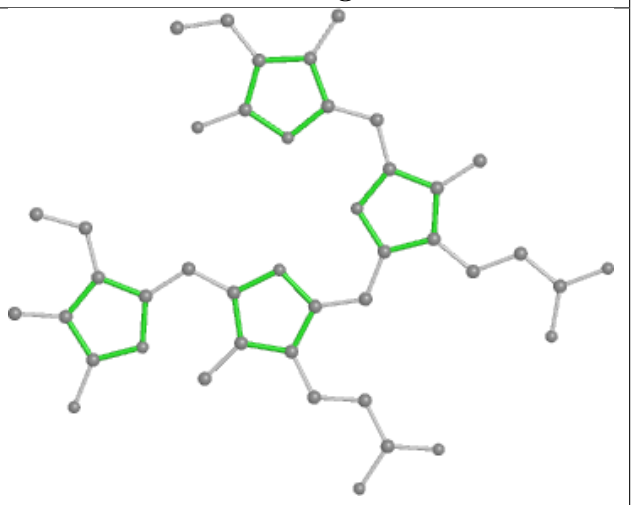

Rings

Ligand PUB t2 203

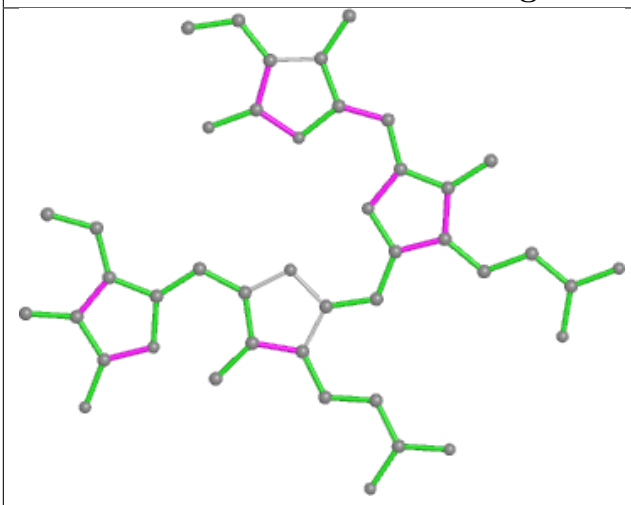

Bond lengths

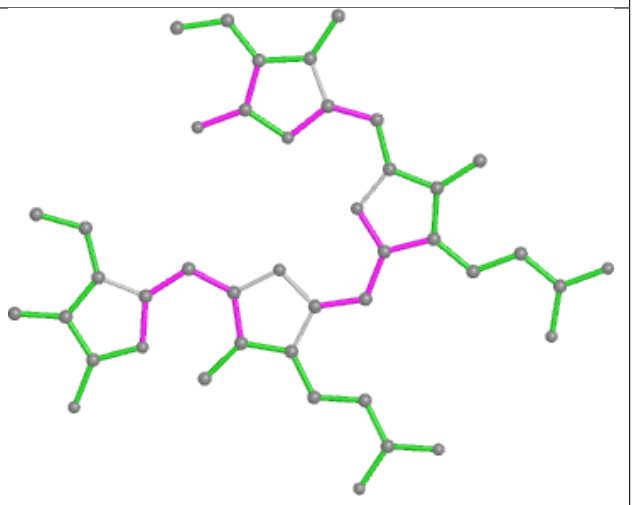

Bond angles

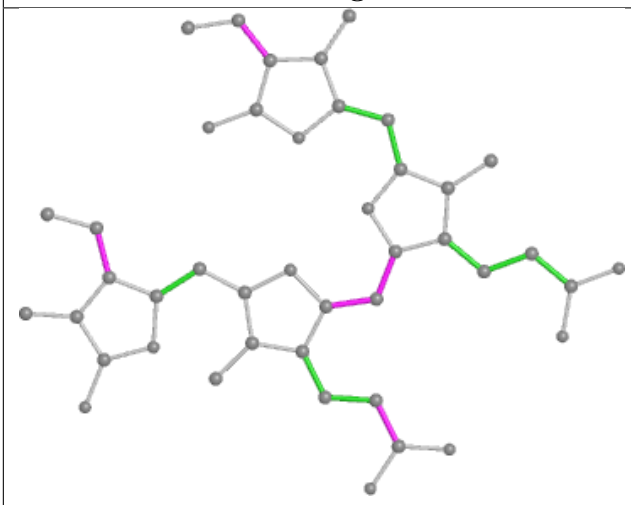

Torsions

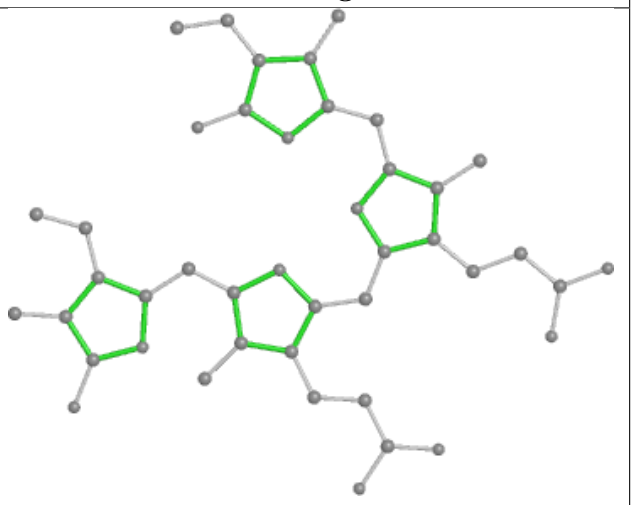

Rings

Ligand PEB eZ 401

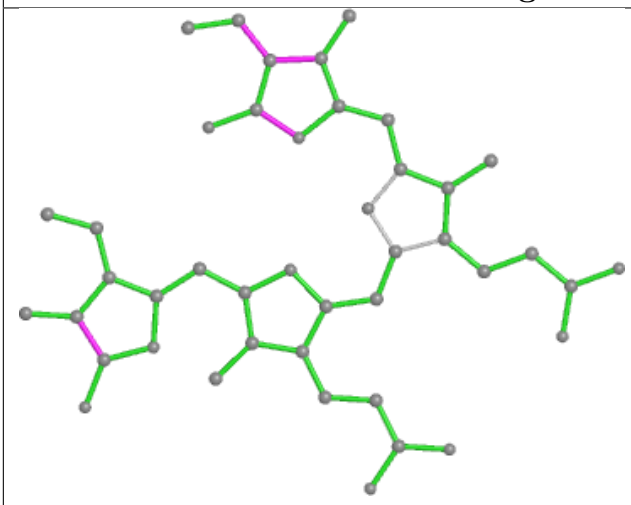

Bond lengths

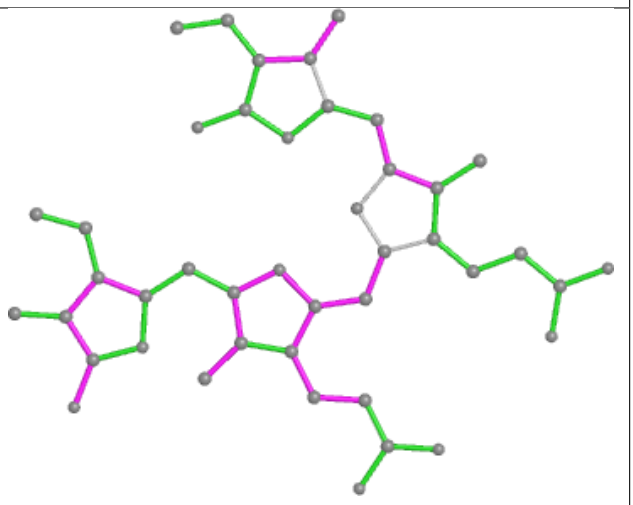

Bond angles

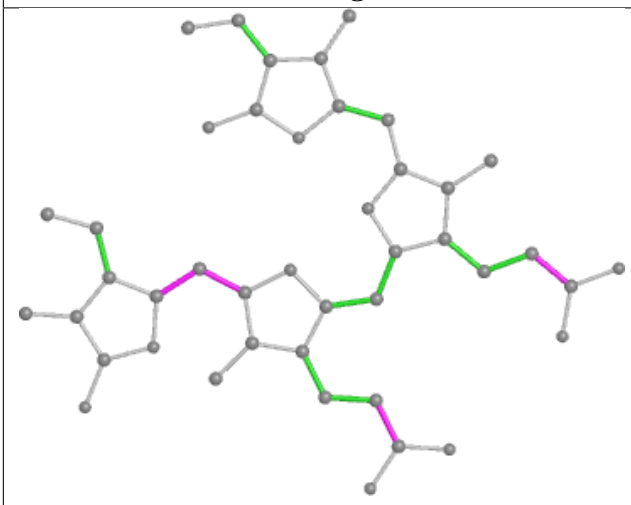

Torsions

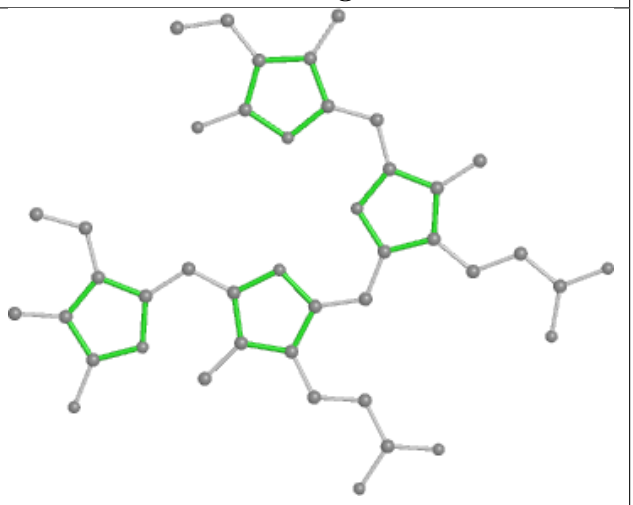

Rings

Ligand PEB o4 201

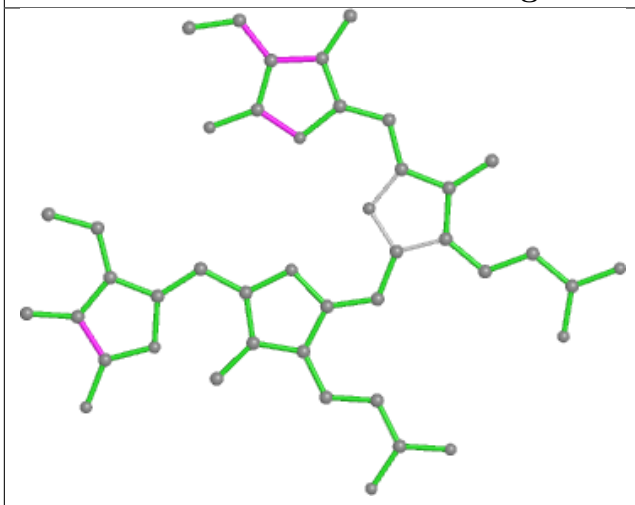

Bond lengths

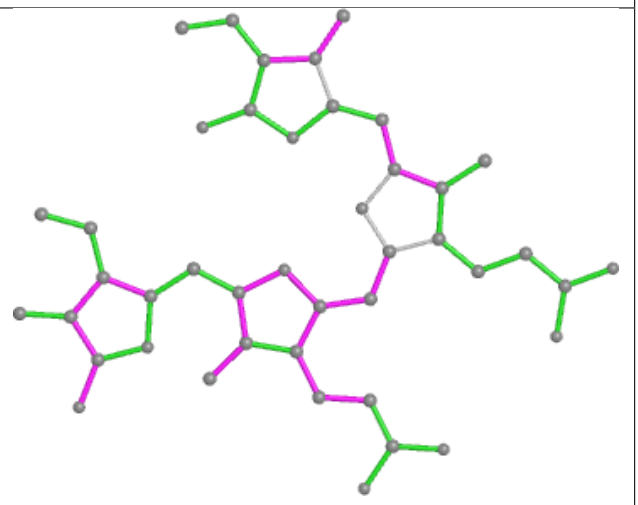

Bond angles

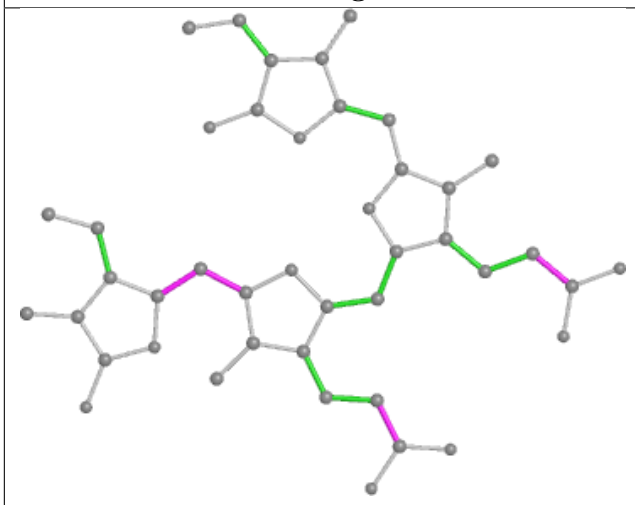

Torsions

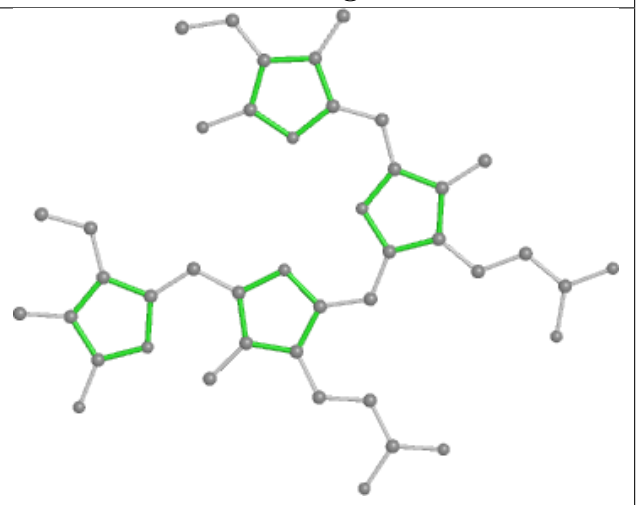

Rings

Ligand PEB lq 201

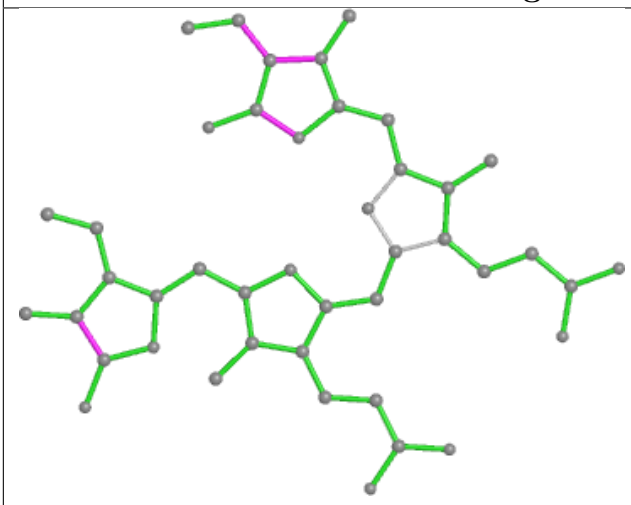

Bond lengths

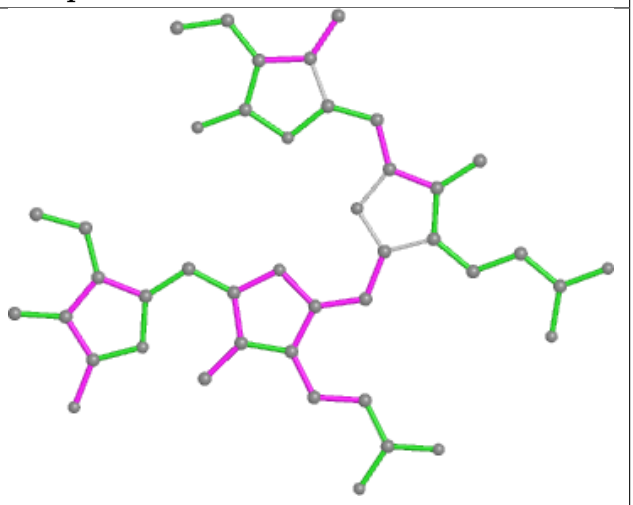

Bond angles

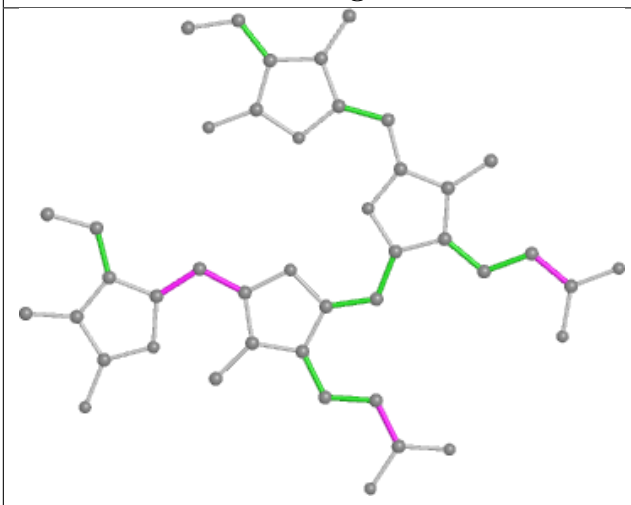

Torsions

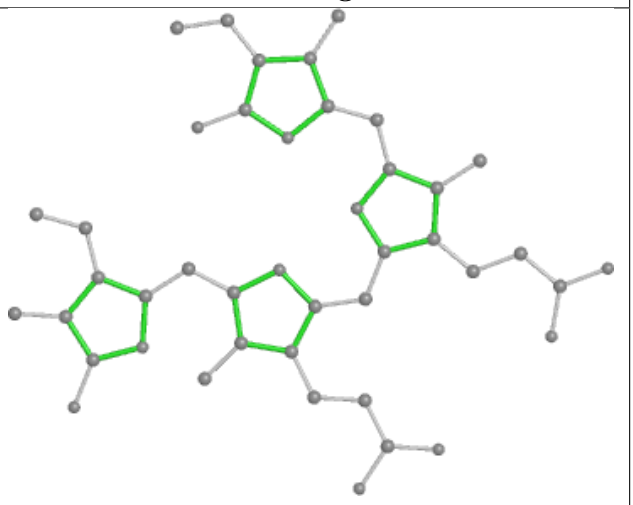

Rings

Ligand PEB s6 201

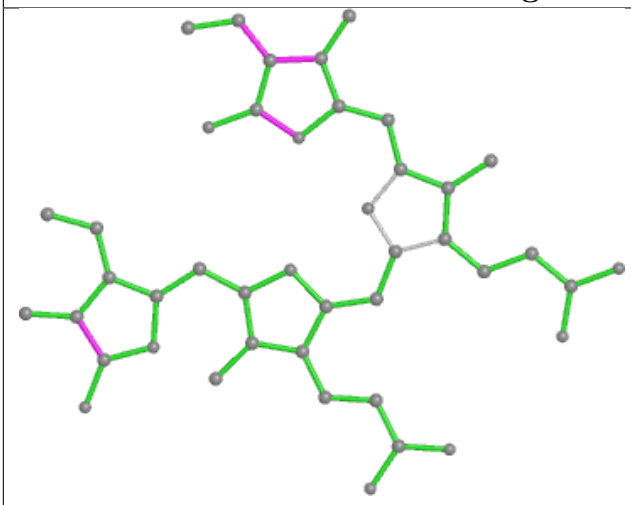

Bond lengths

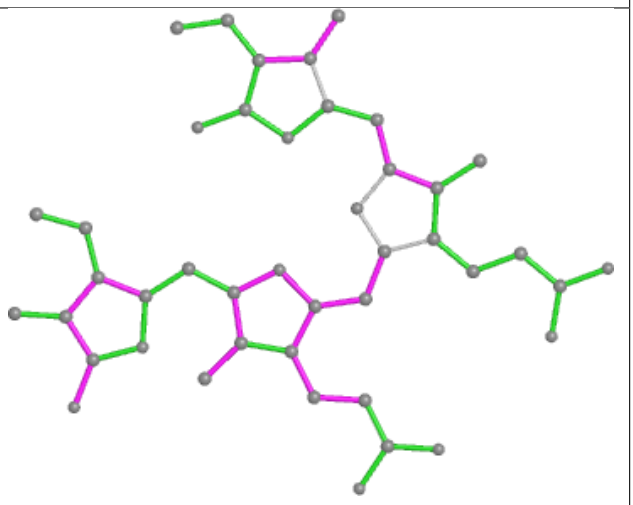

Bond angles

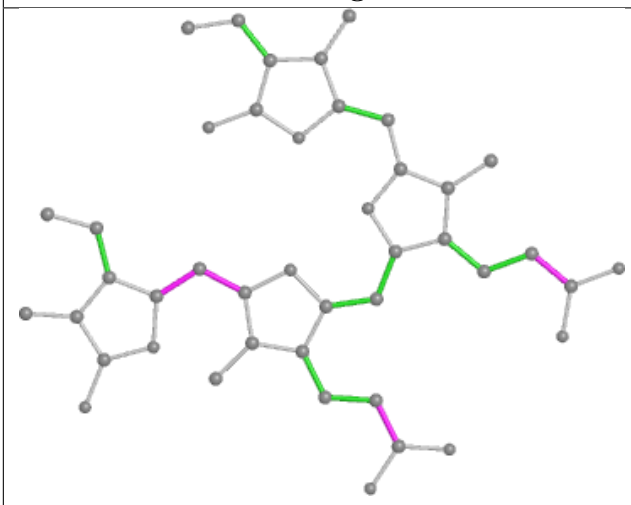

Torsions

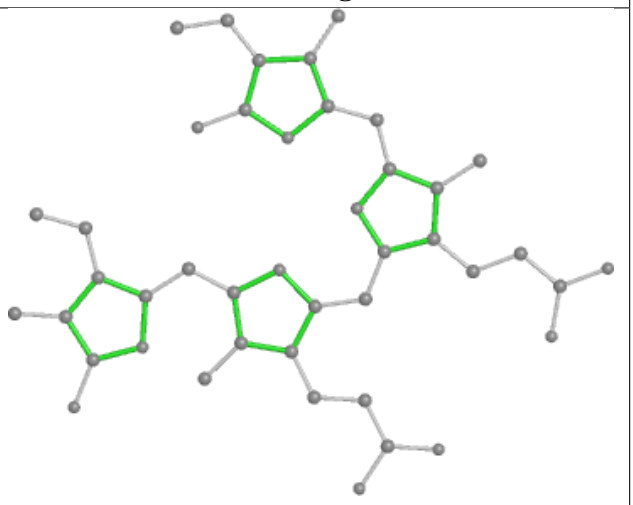

Rings

Ligand PEB I9 202

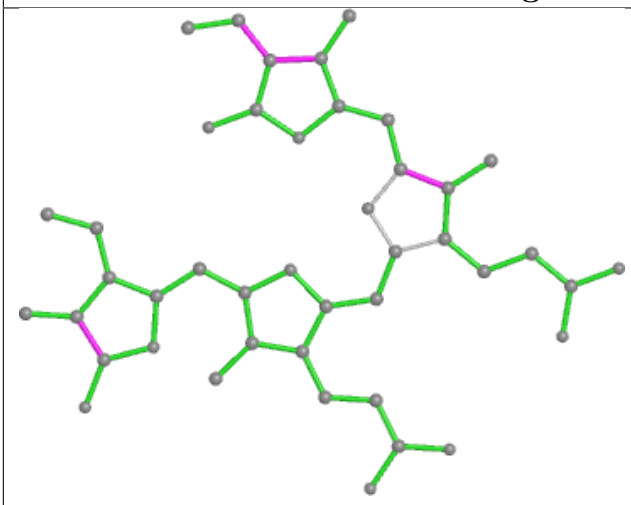

Bond lengths

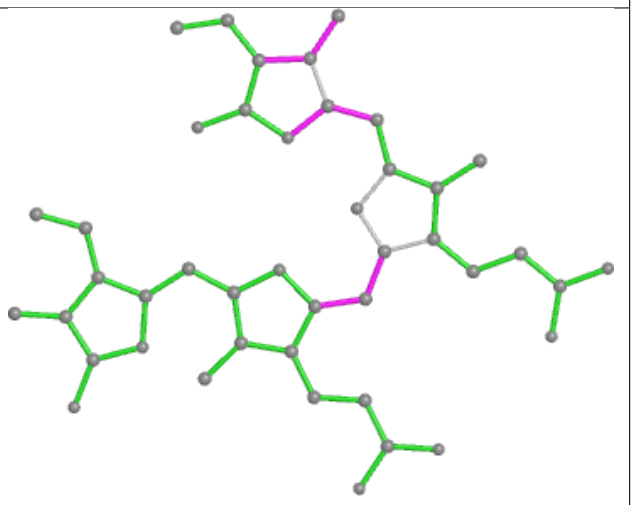

Bond angles

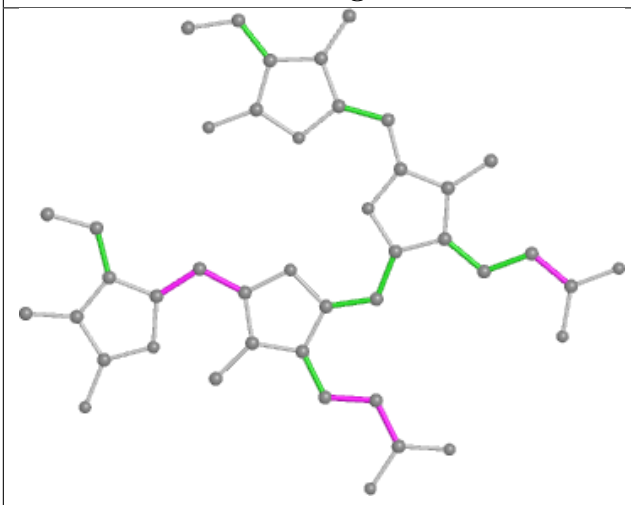

Torsions

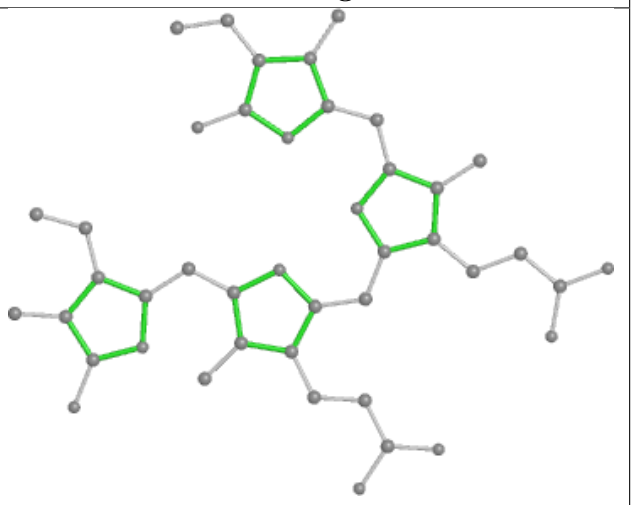

Rings

Ligand PEB Q4 203

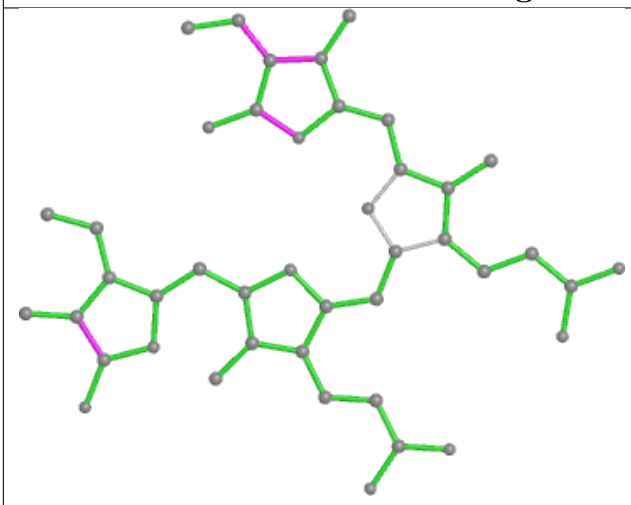

Bond lengths

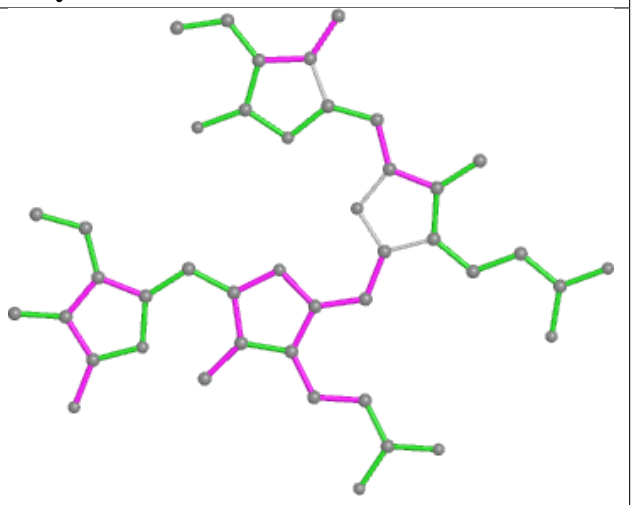

Bond angles

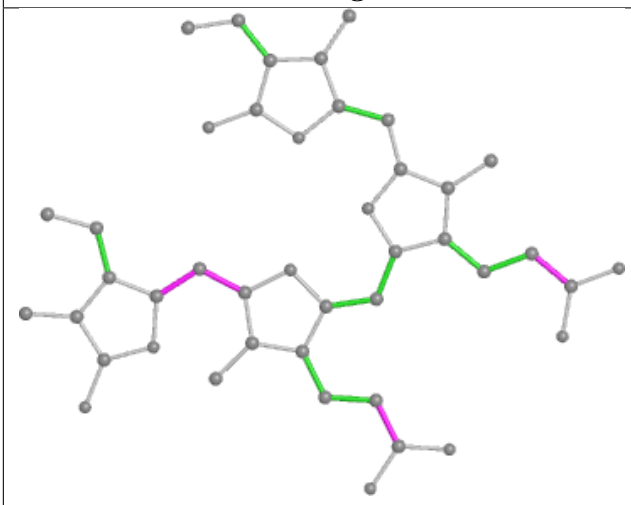

Torsions

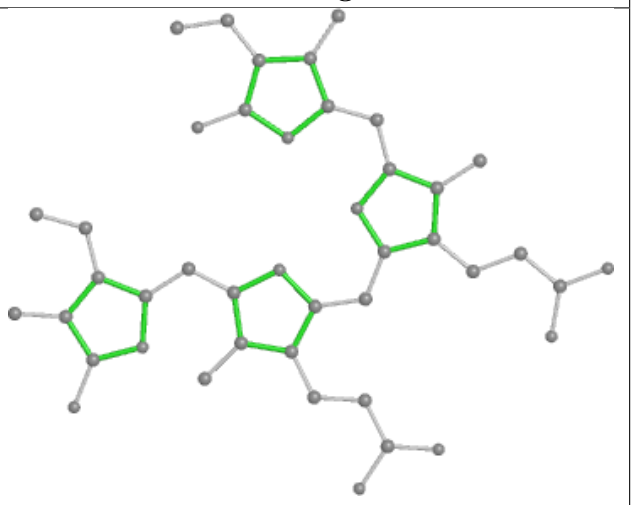

Rings

Ligand PEB dl 201

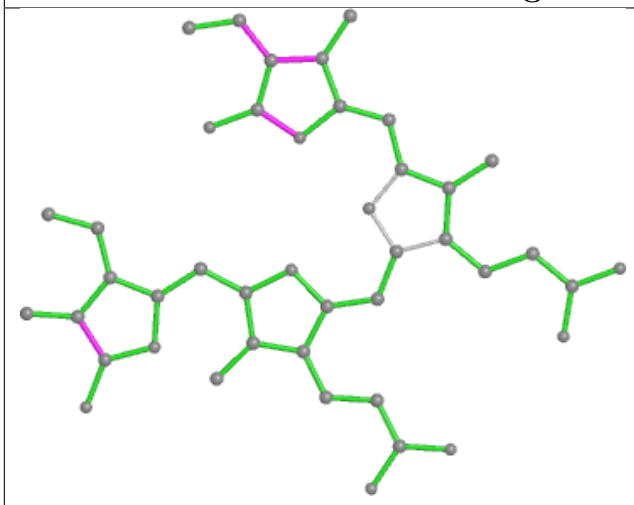

Bond lengths

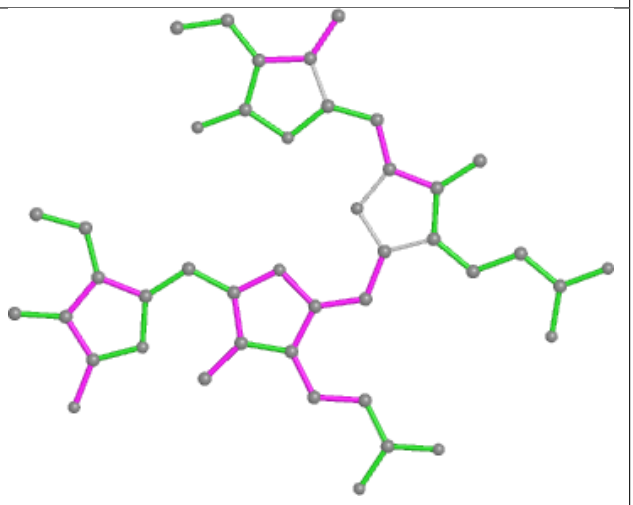

Bond angles

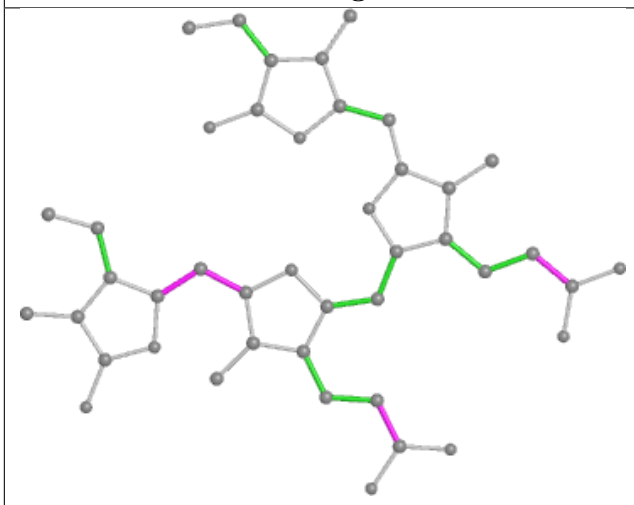

Torsions

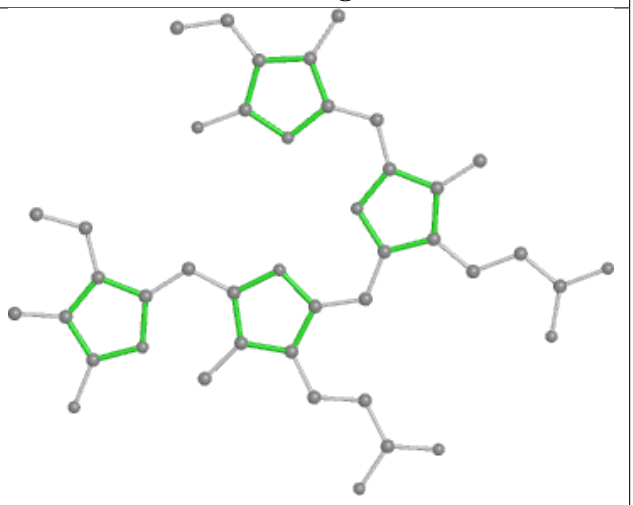

Rings

Ligand PEB P8 202

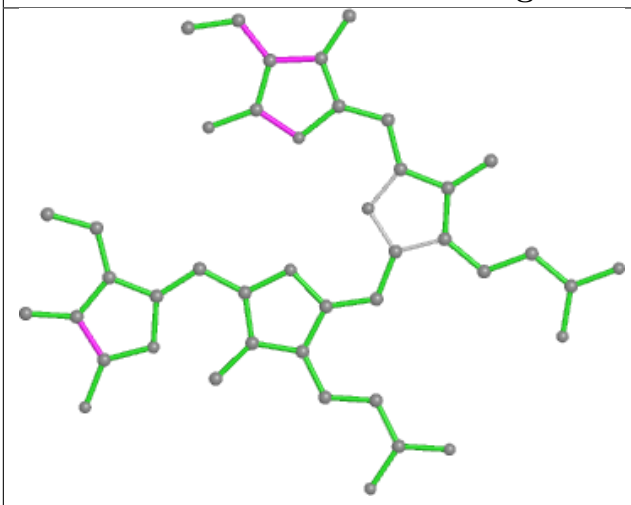

Bond lengths

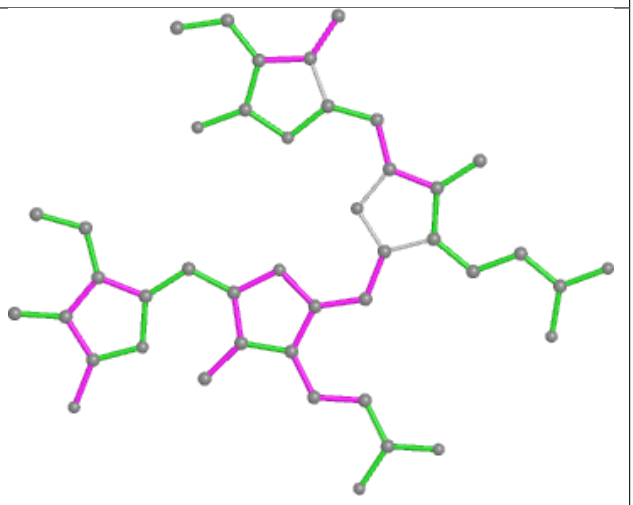

Bond angles

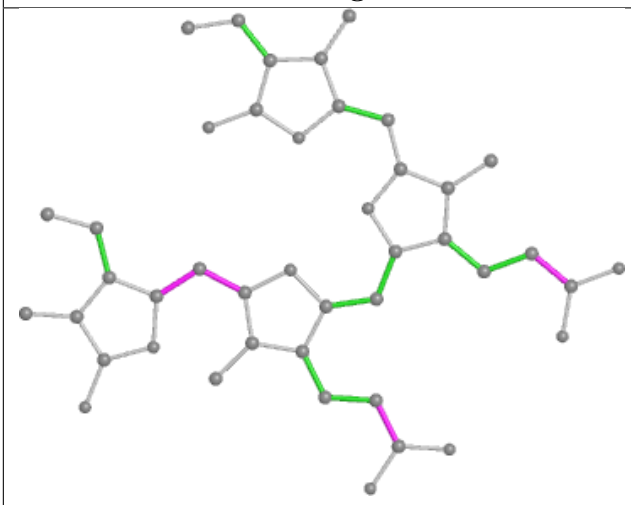

Torsions

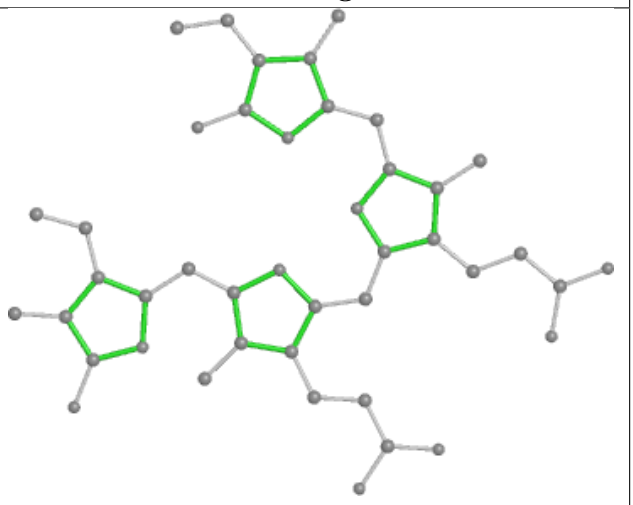

Rings

Ligand PUB p8 203

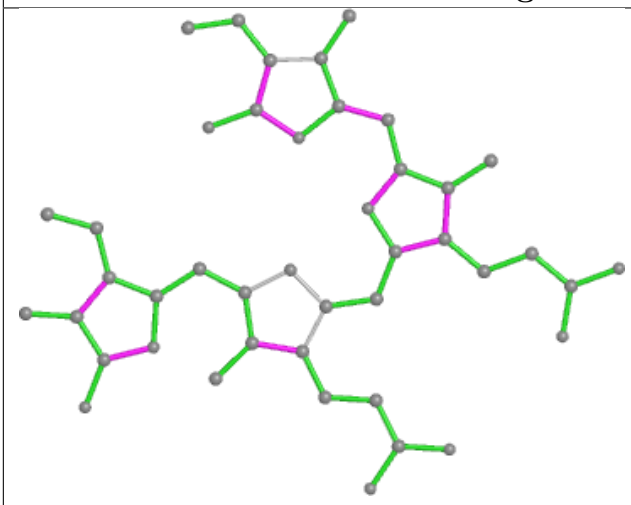

Bond lengths

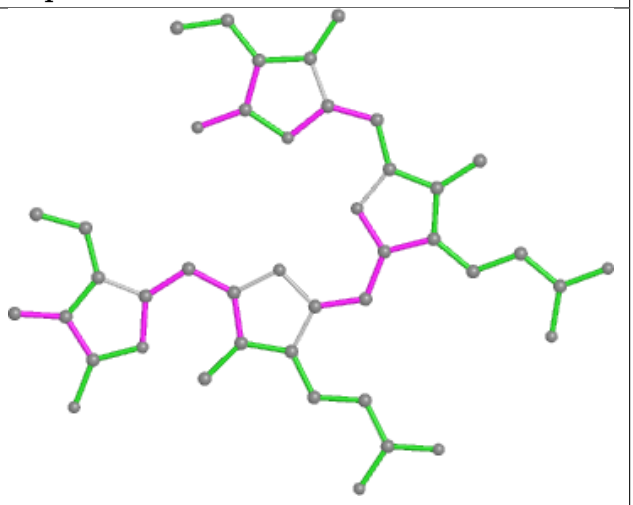

Bond angles

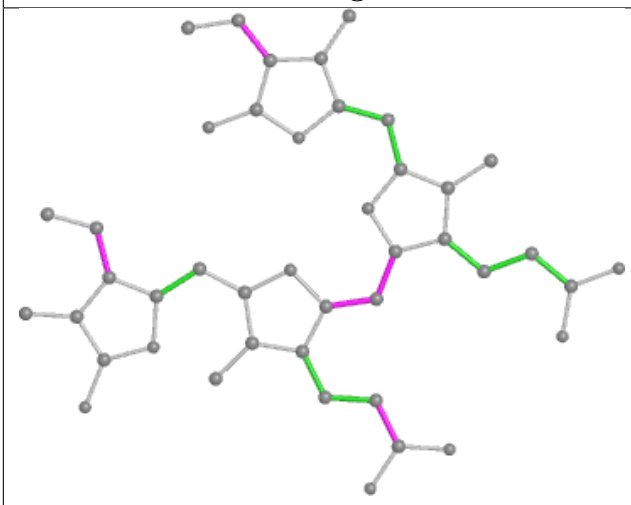

Torsions

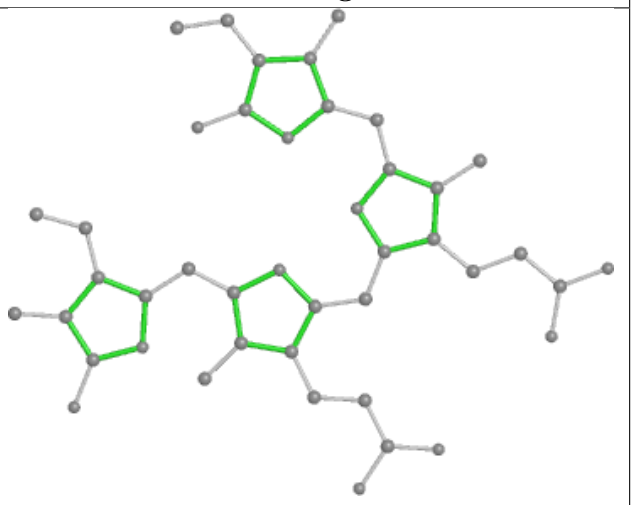

Rings

Ligand PUB F3 203

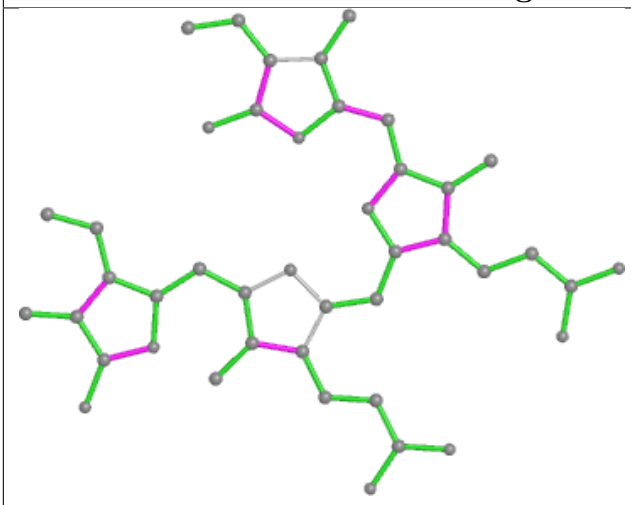

Bond lengths

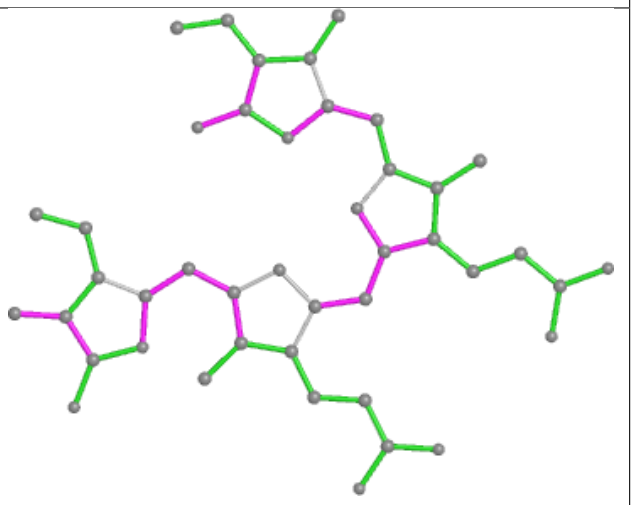

Bond angles

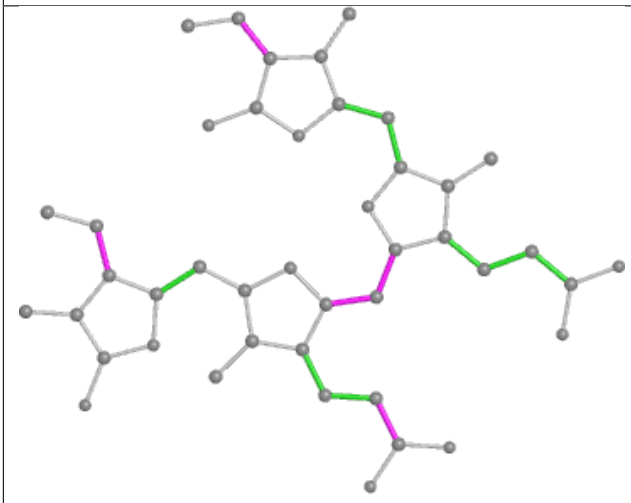

Torsions

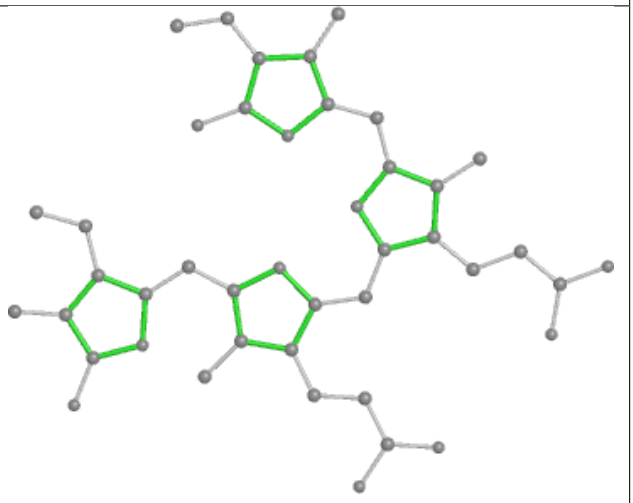

Rings

Ligand PEB p8 201

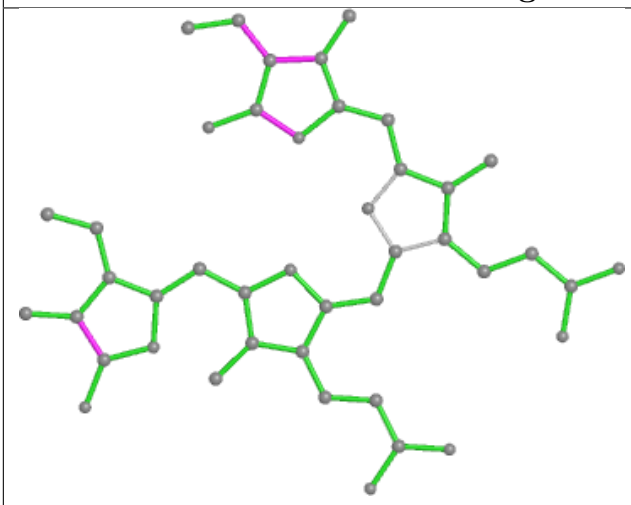

Bond lengths

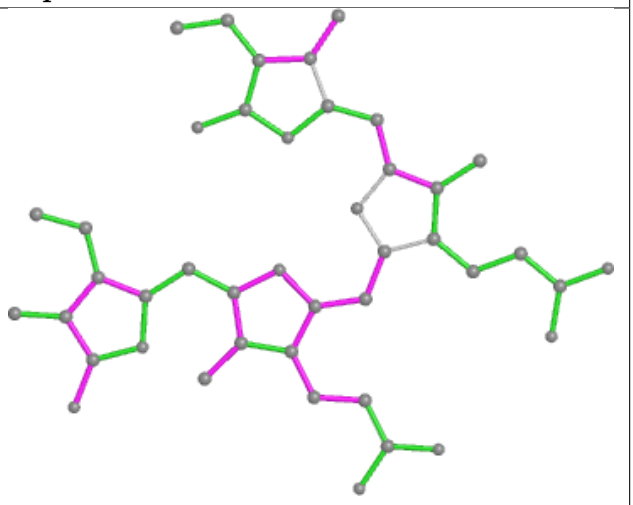

Bond angles

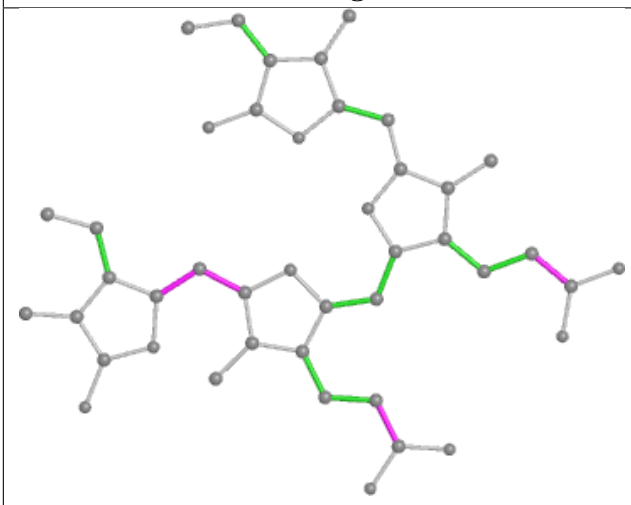

Torsions

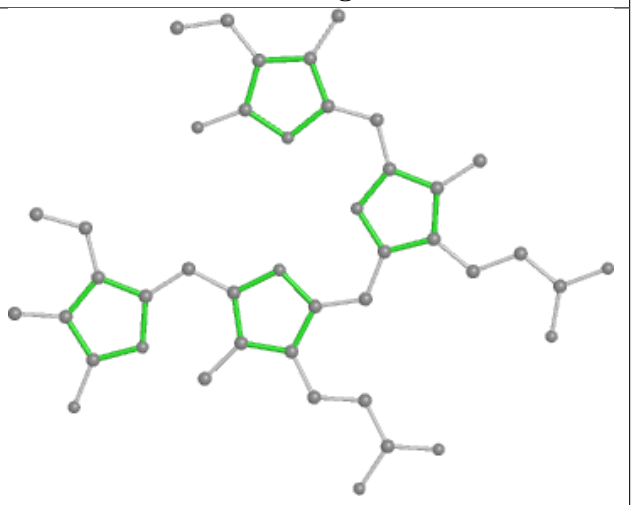

Rings

Ligand PEB hV 202

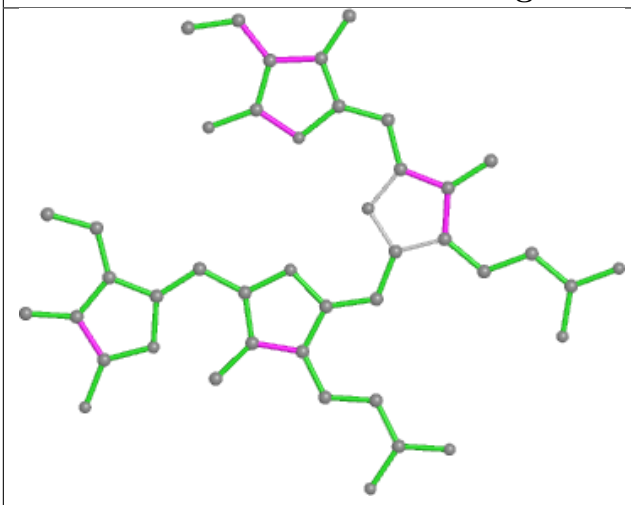

Bond lengths

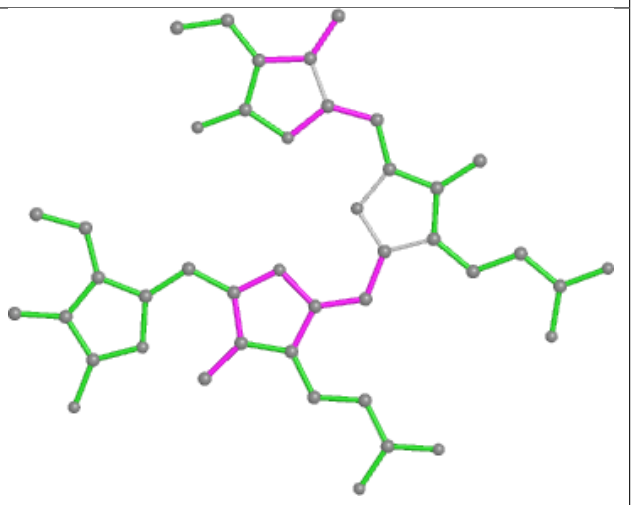

Bond angles

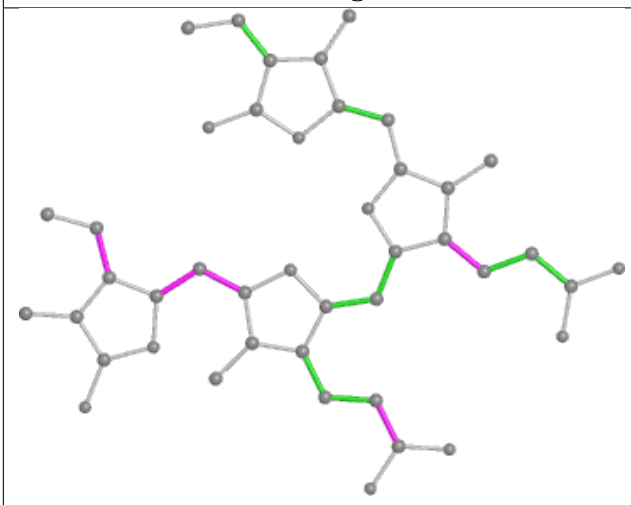

Torsions

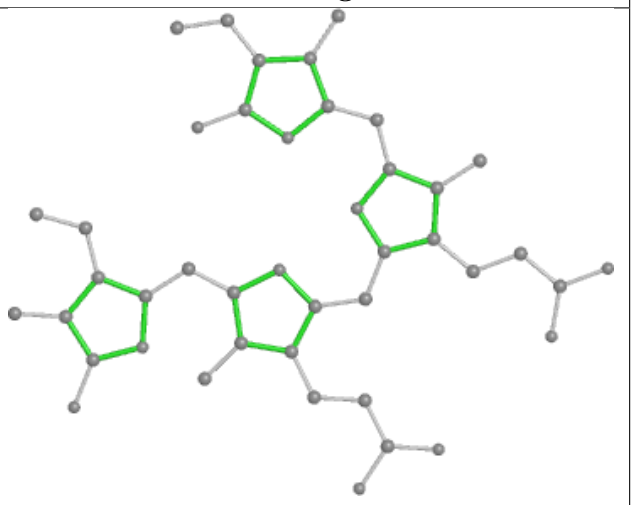

Rings

Ligand PEB cy 1001

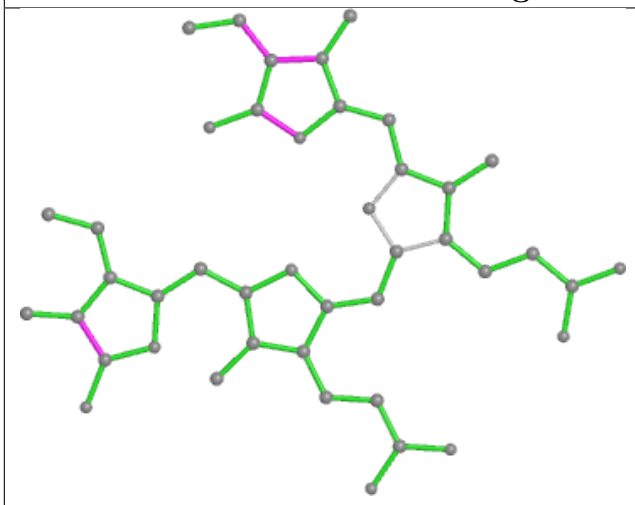

Bond lengths

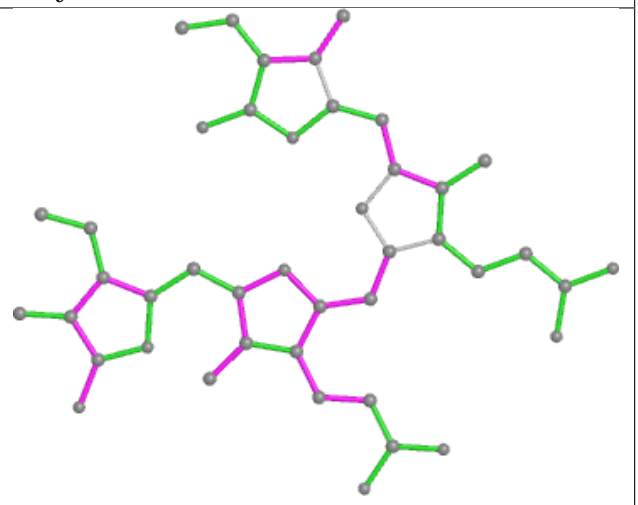

Bond angles

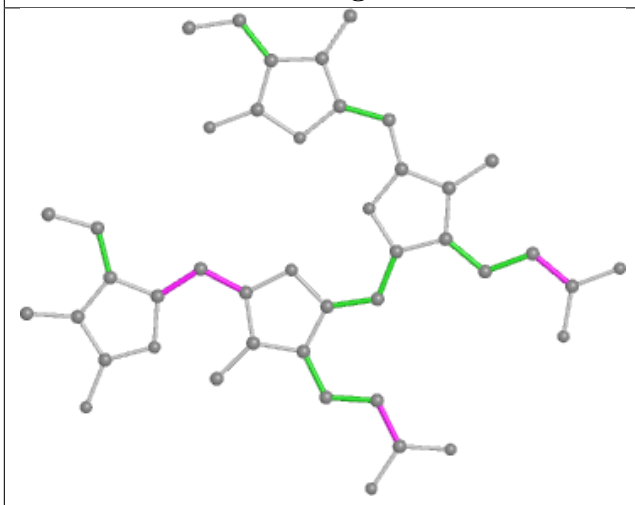

Torsions

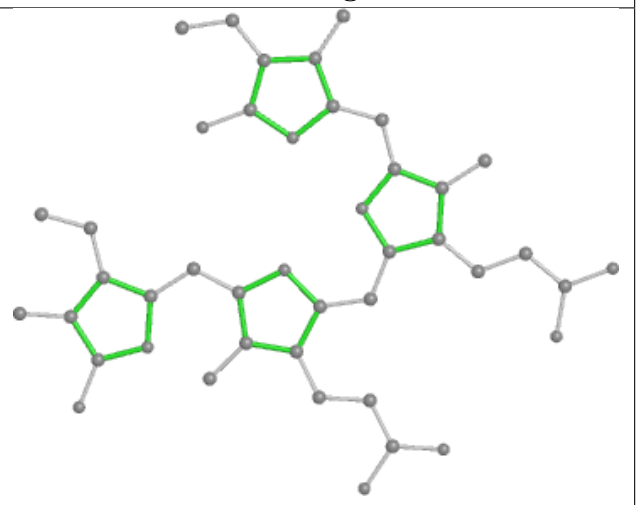

Rings

Ligand PUB cz 203

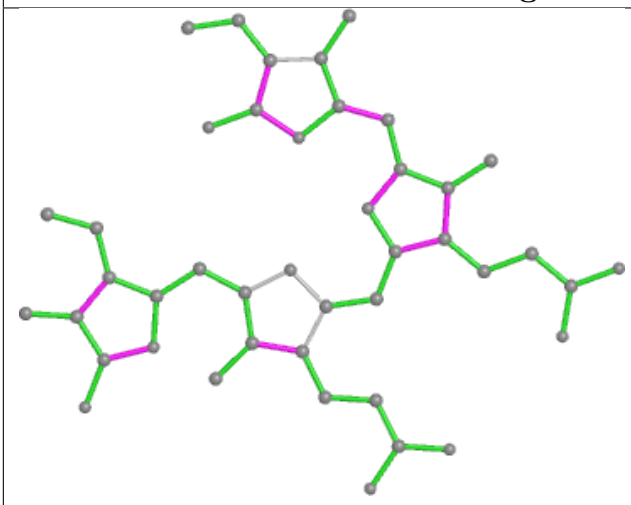

Bond lengths

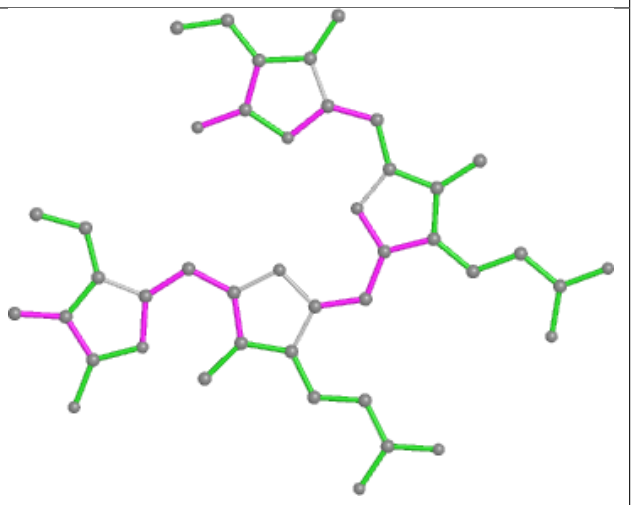

Bond angles

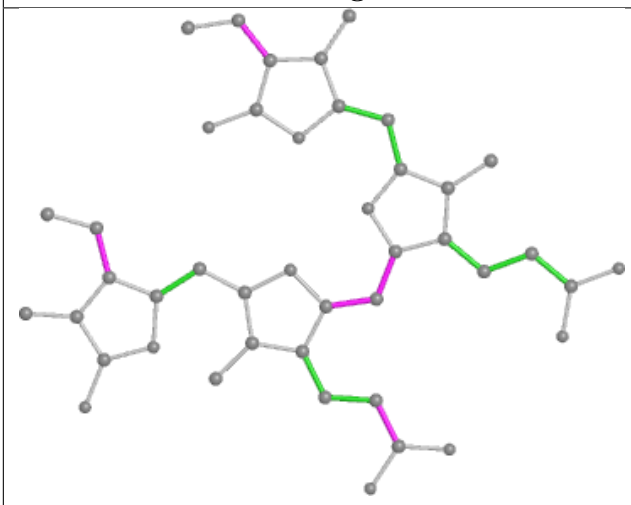

Torsions

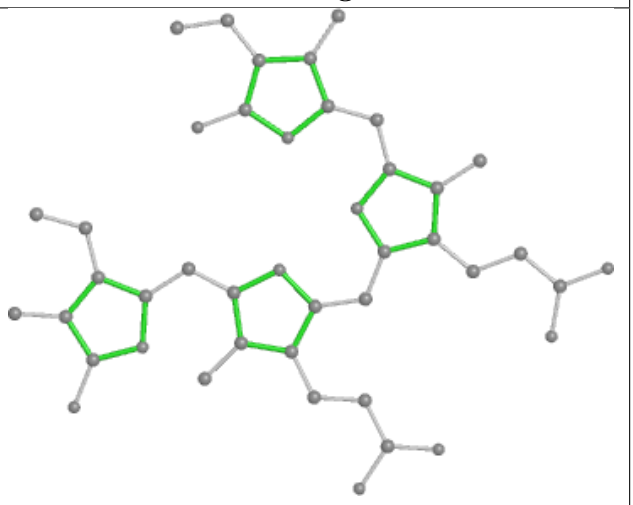

Rings

Ligand PEB av 202

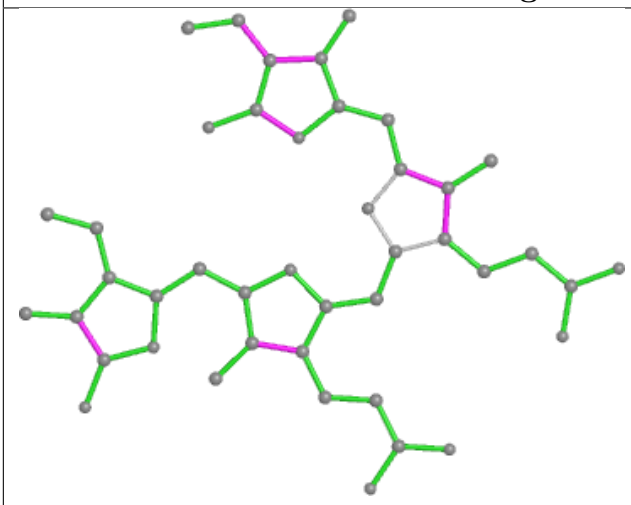

Bond lengths

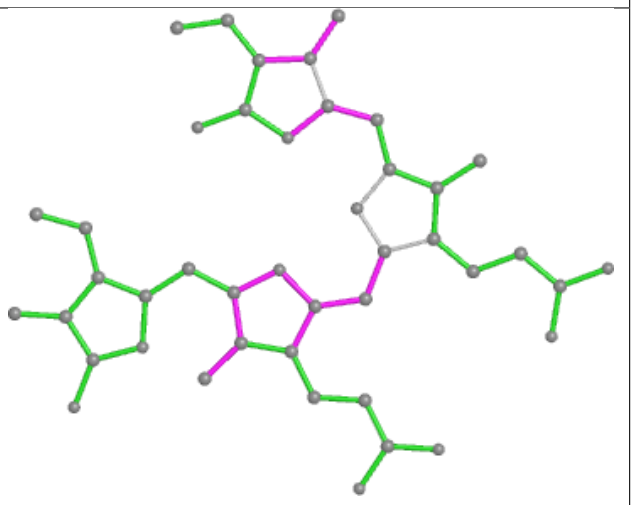

Bond angles

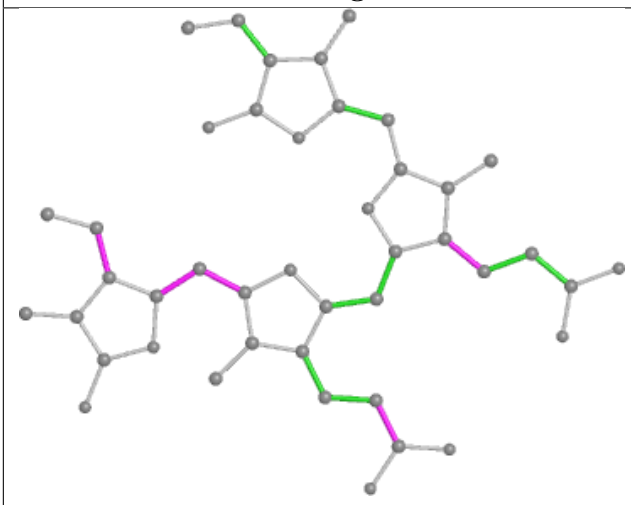

Torsions

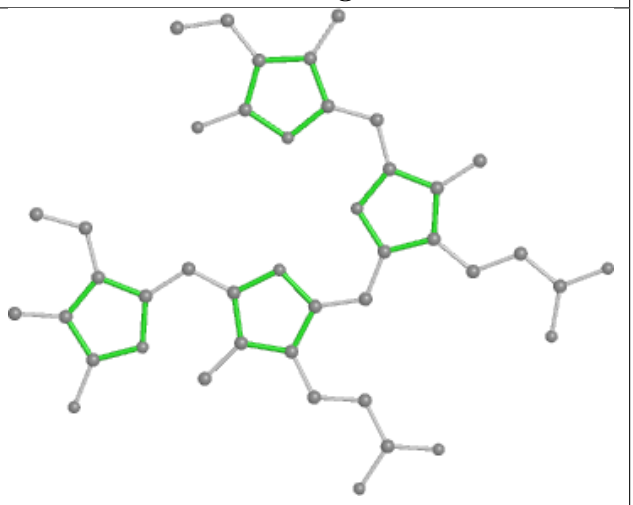

Rings

Ligand PEB P6 201

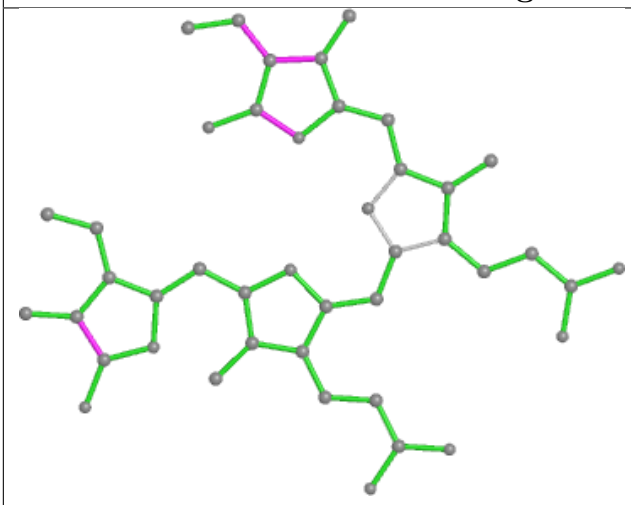

Bond lengths

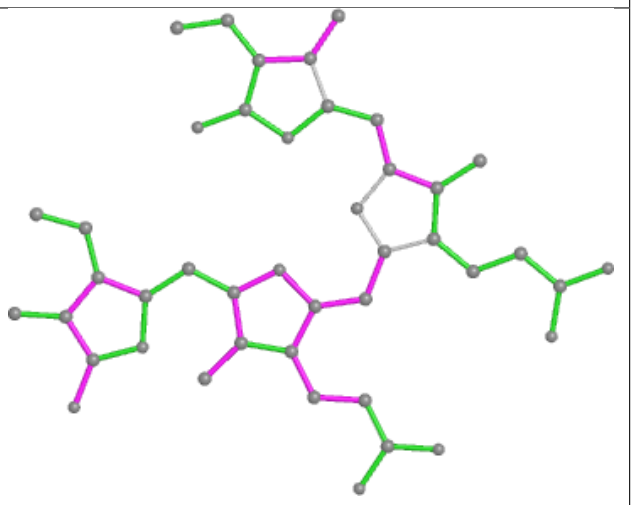

Bond angles

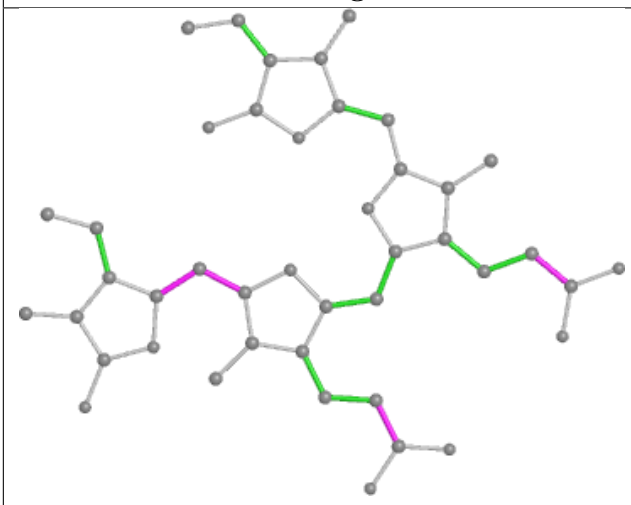

Torsions

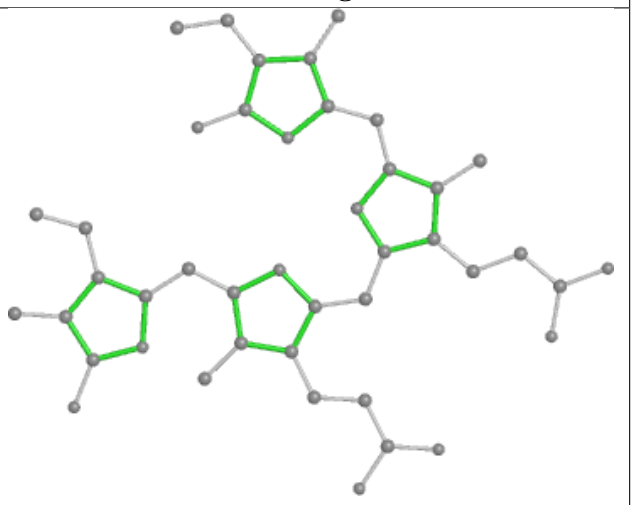

Rings

Ligand PEB eK 201

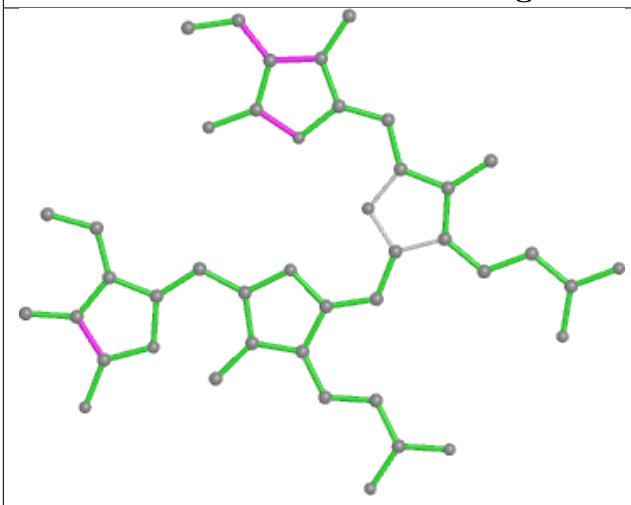

Bond lengths

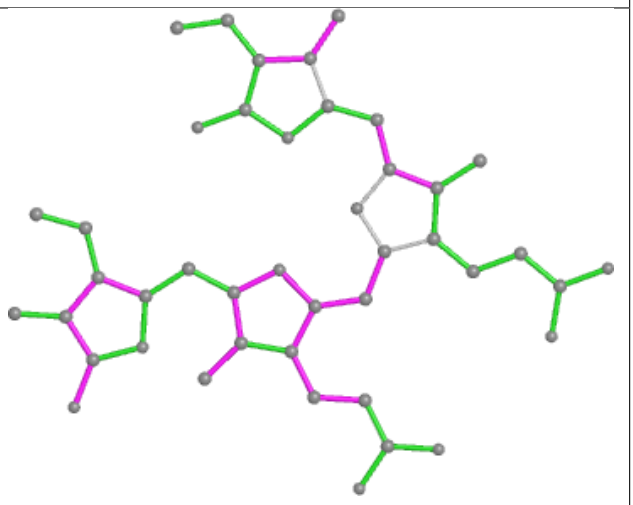

Bond angles

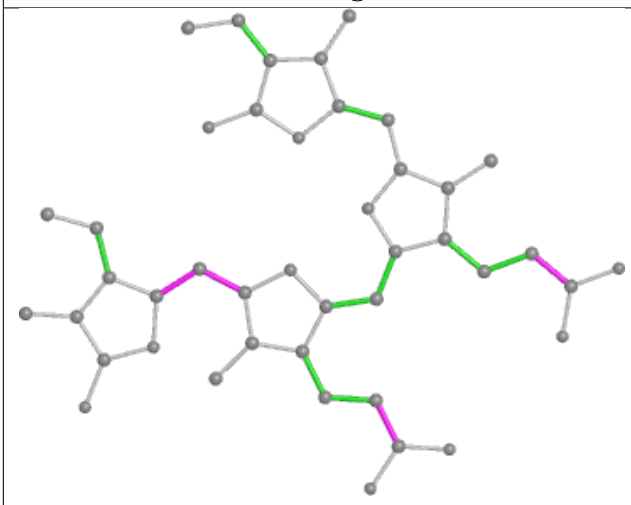

Torsions

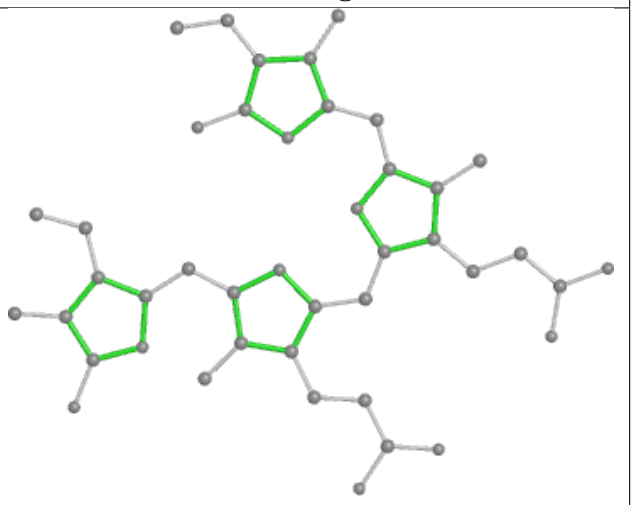

Rings

Ligand PEB bS 201

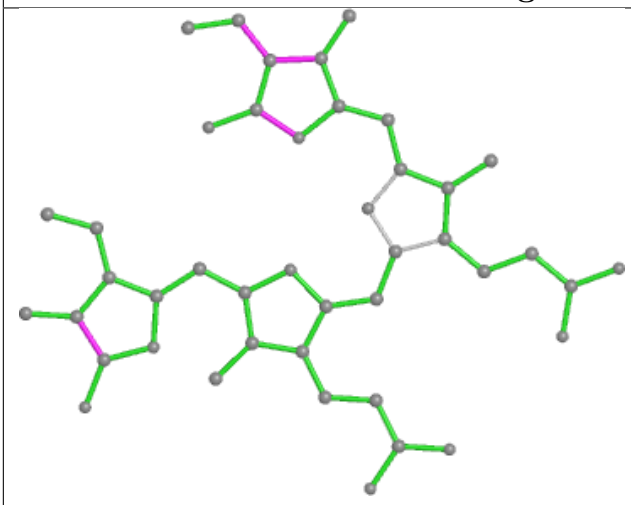

Bond lengths

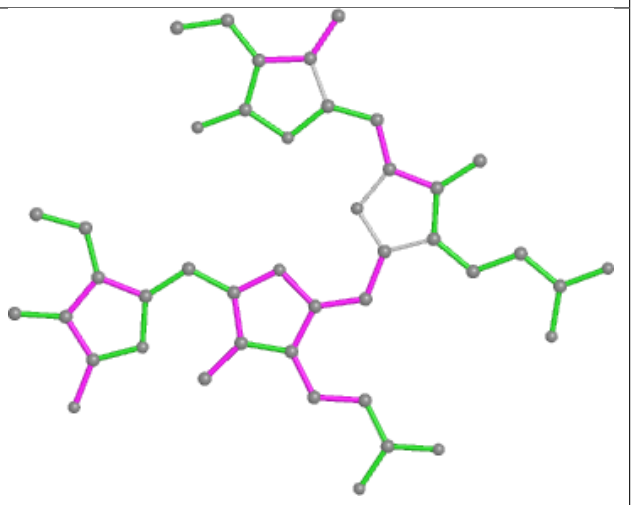

Bond angles

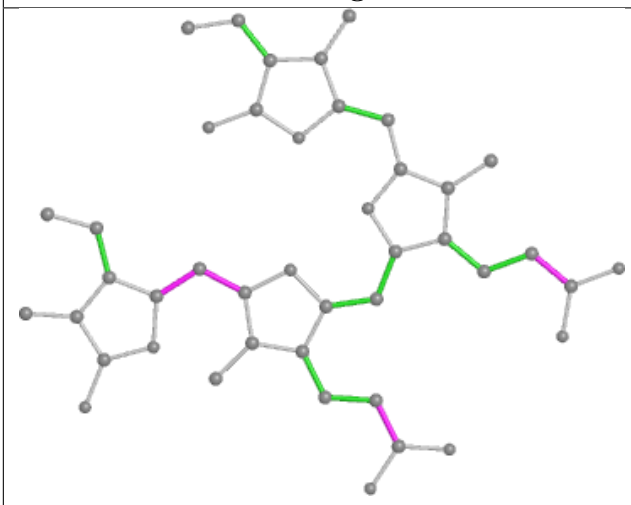

Torsions

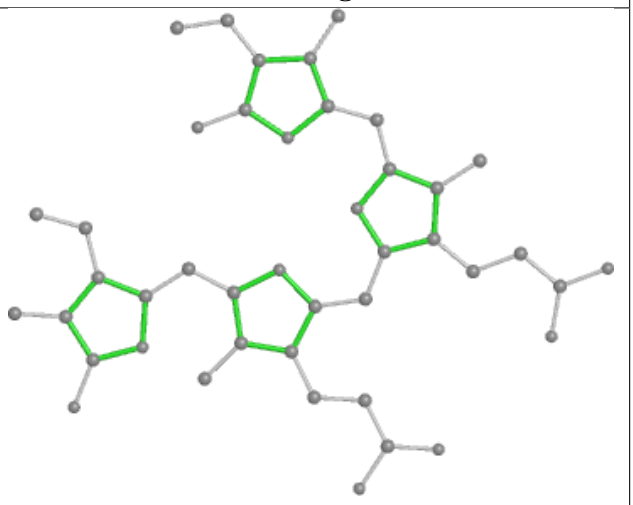

Rings

Ligand PEB g8 201

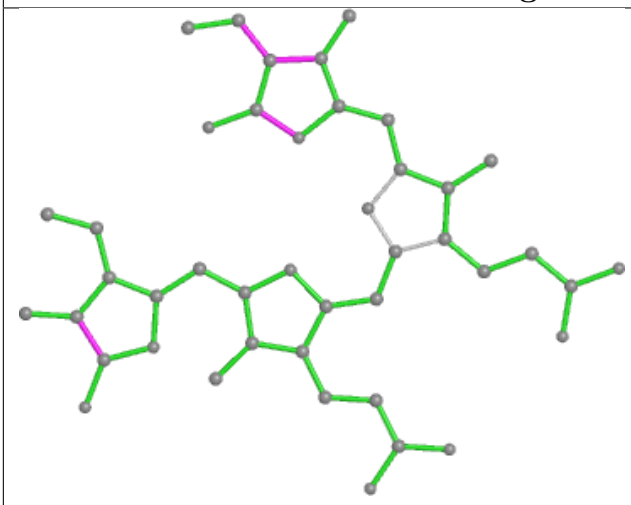

Bond lengths

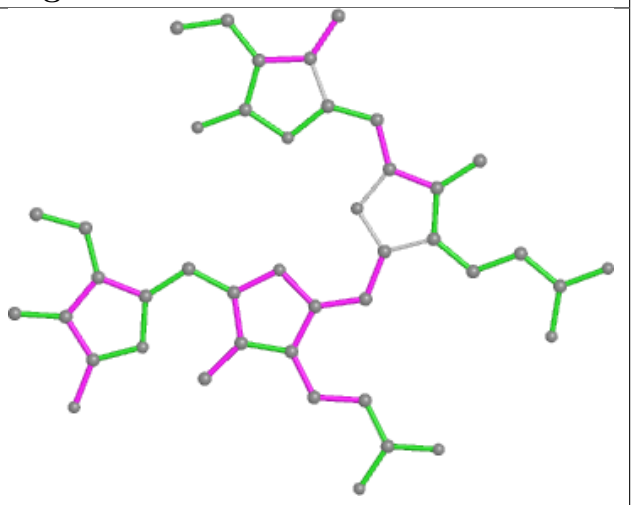

Bond angles

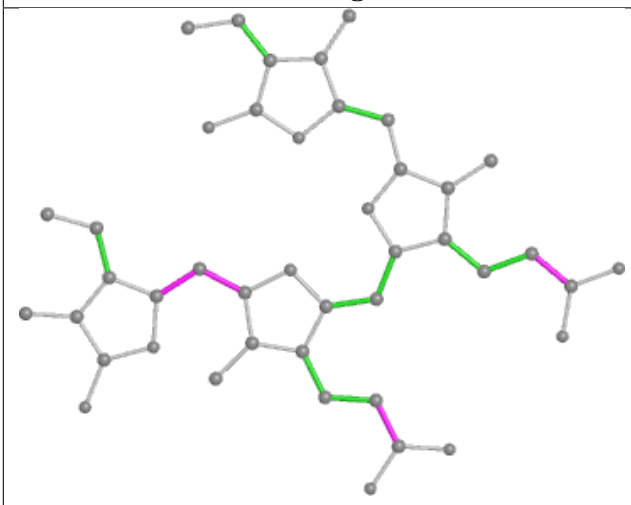

Torsions

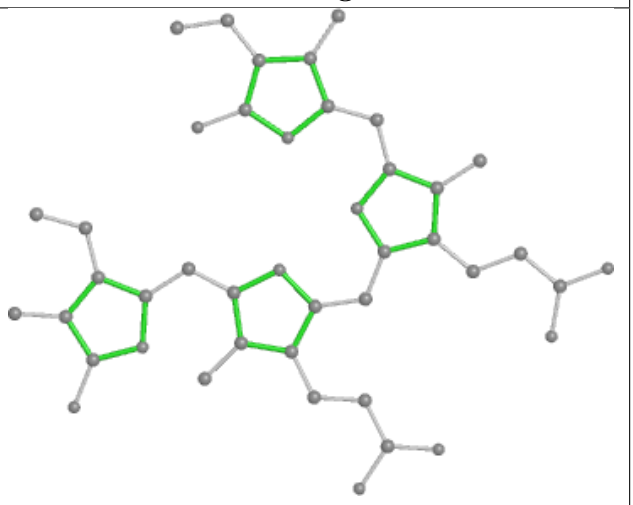

Rings

Ligand PUB bB 203

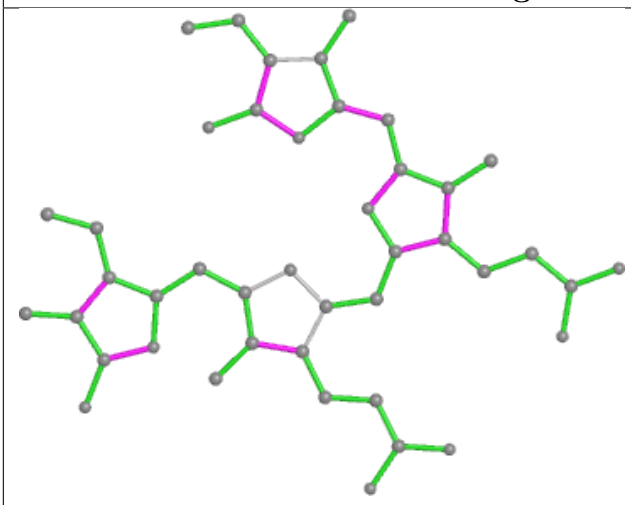

Bond lengths

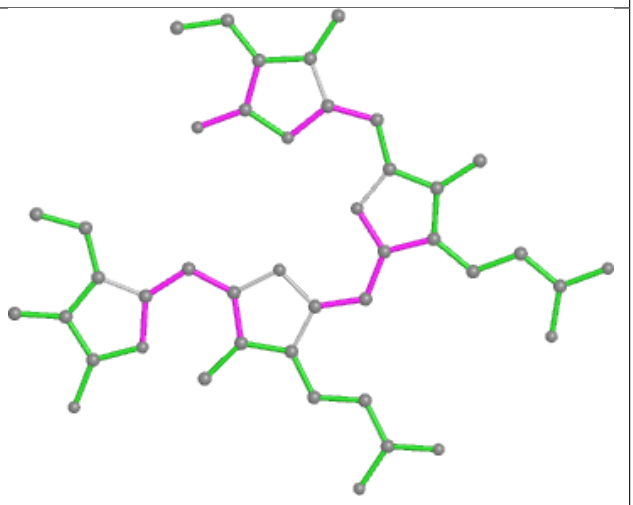

Bond angles

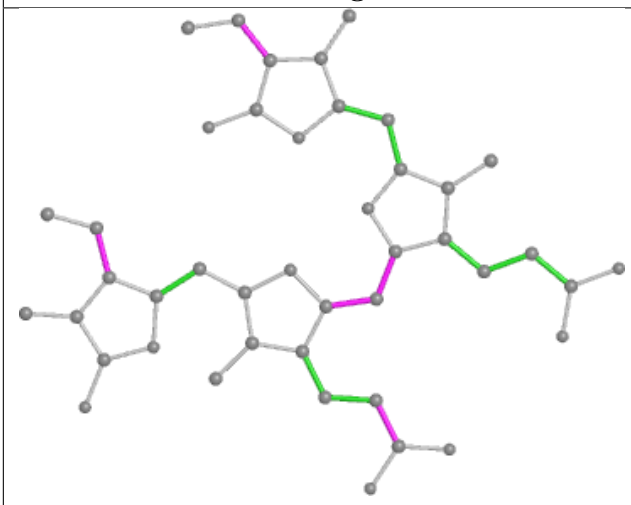

Torsions

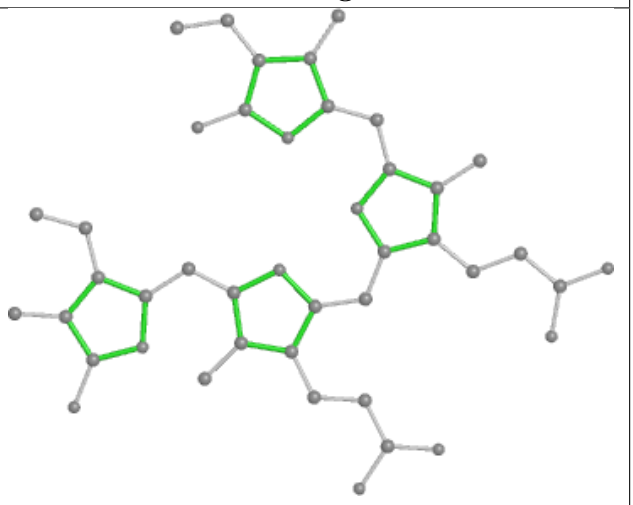

Rings

Ligand PEB Q6 202

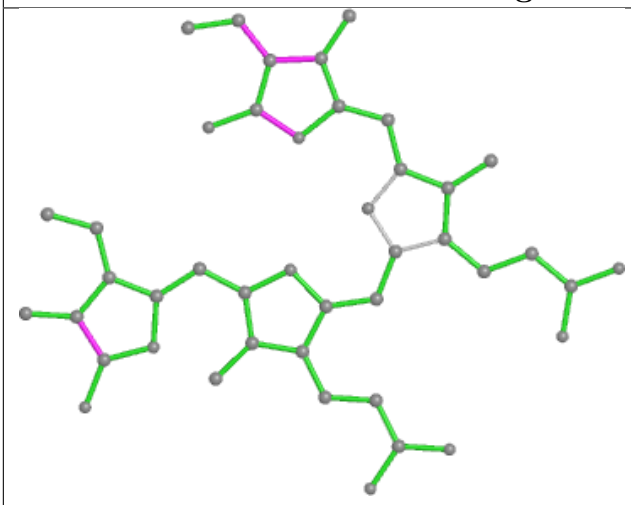

Bond lengths

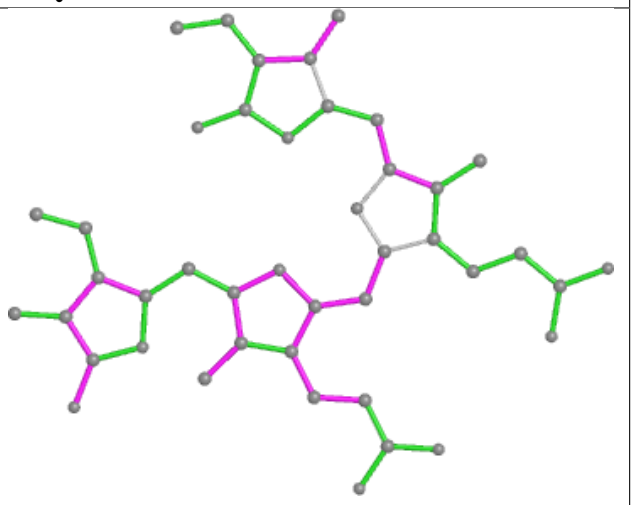

Bond angles

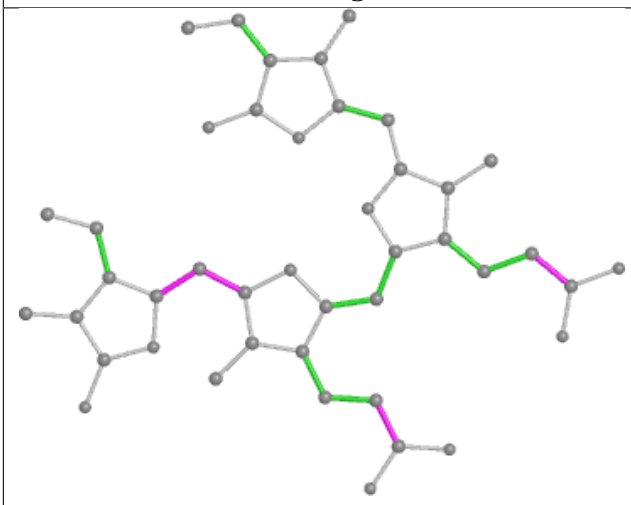

Torsions

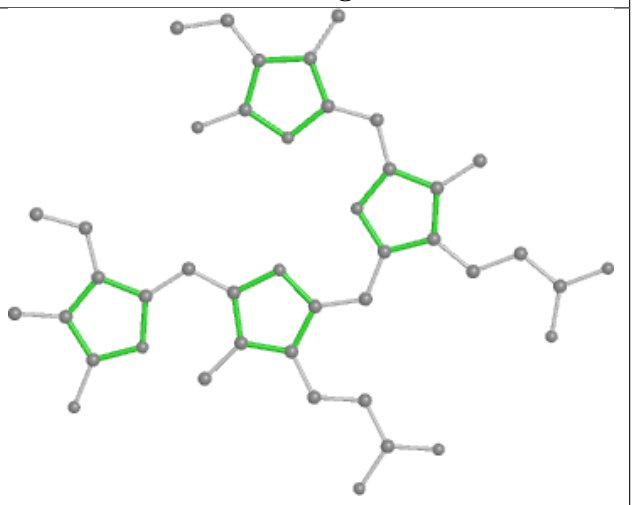

Rings

Ligand PEB iG 1001

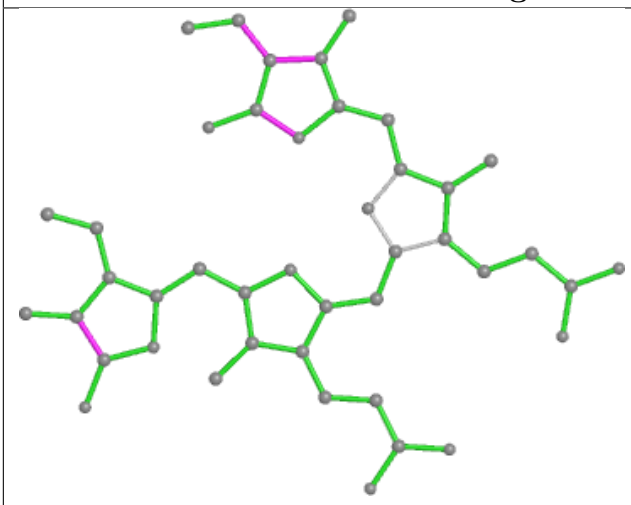

Bond lengths

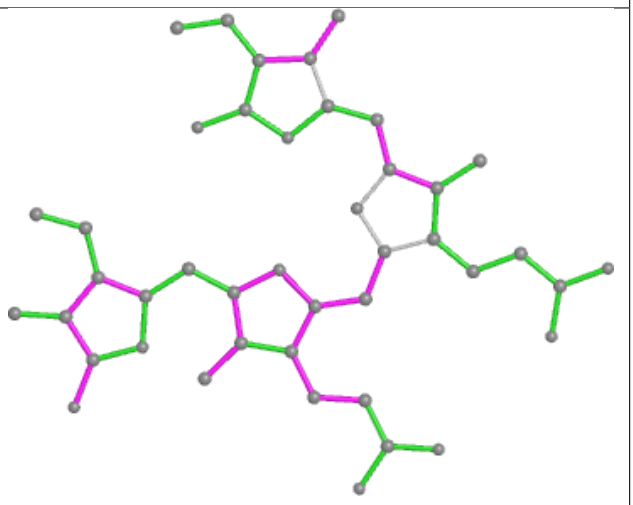

Bond angles

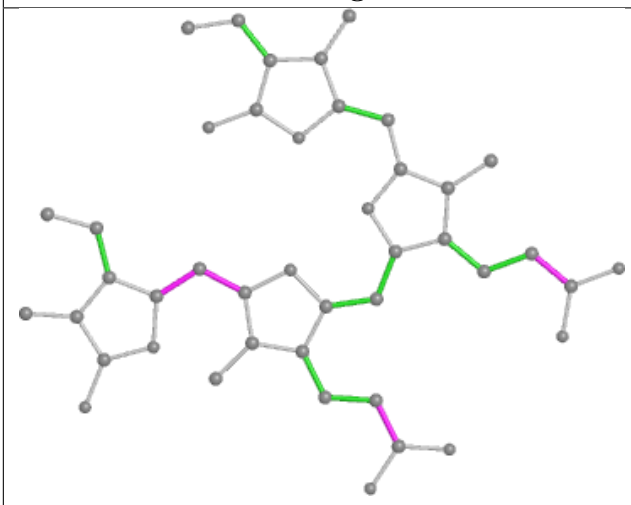

Torsions

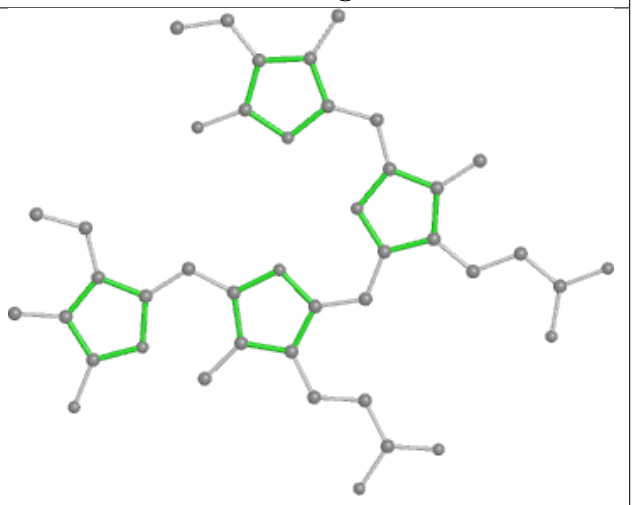

Rings

Ligand PEB gf 201

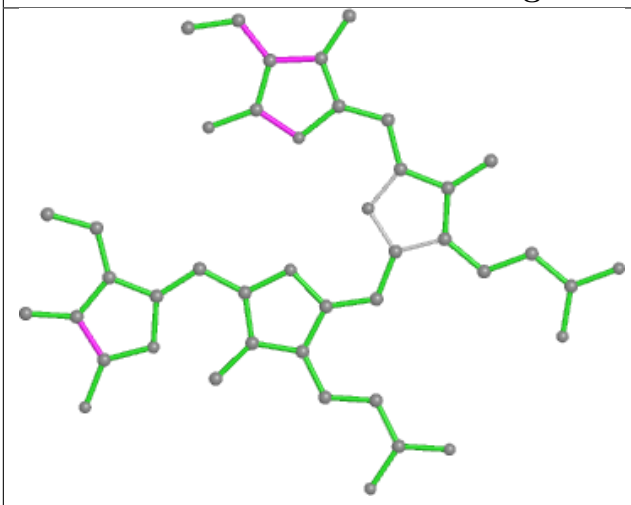

Bond lengths

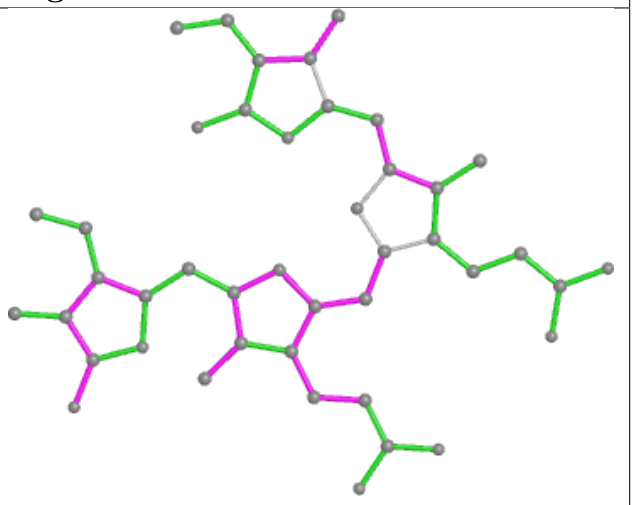

Bond angles

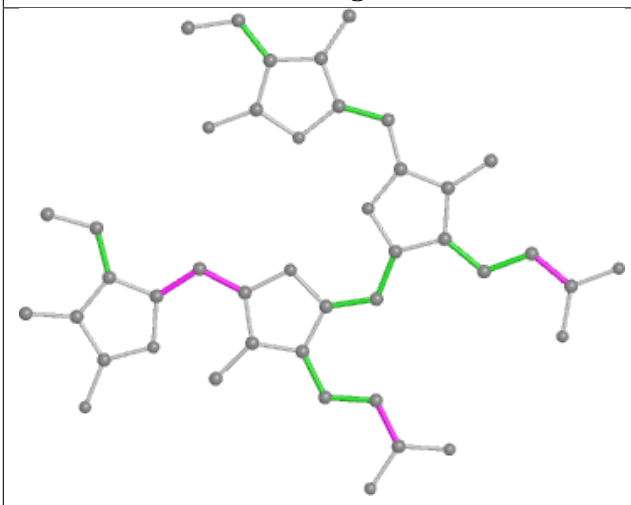

Torsions

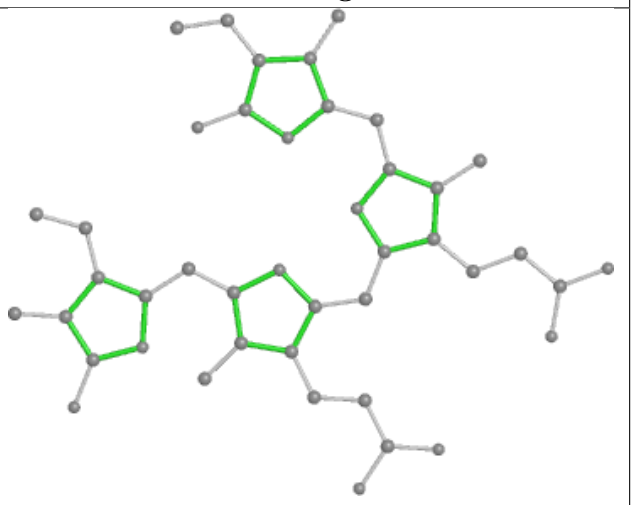

Rings

Ligand PEB y9 1001

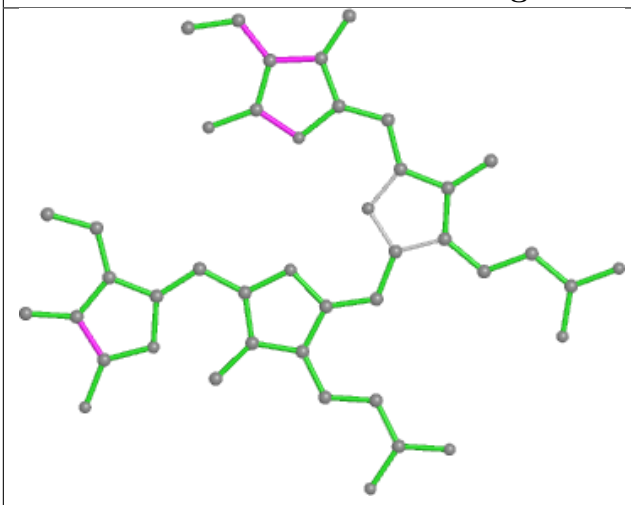

Bond lengths

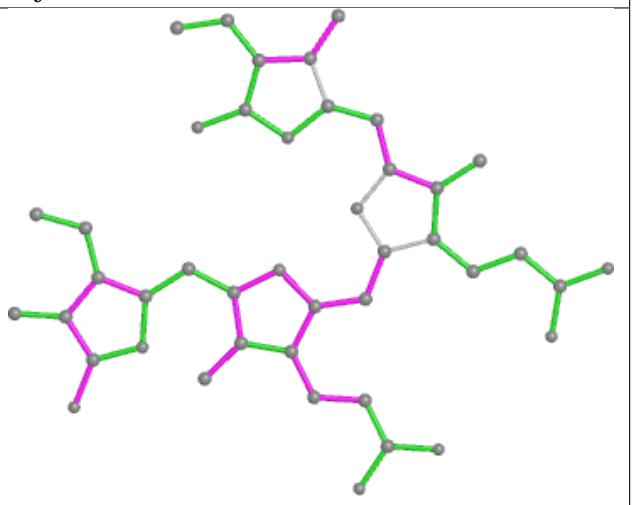

Bond angles

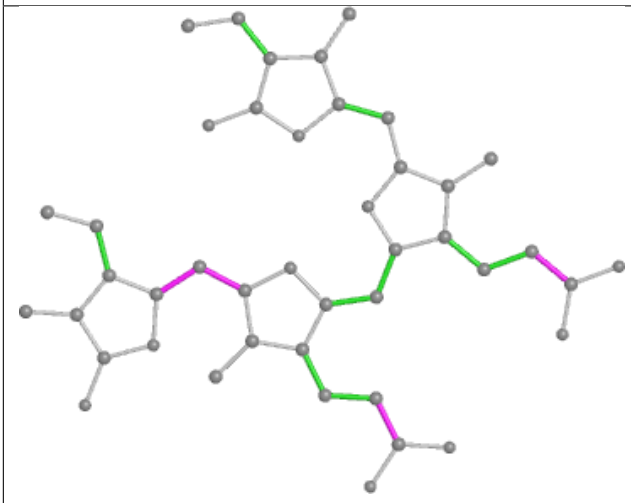

Torsions

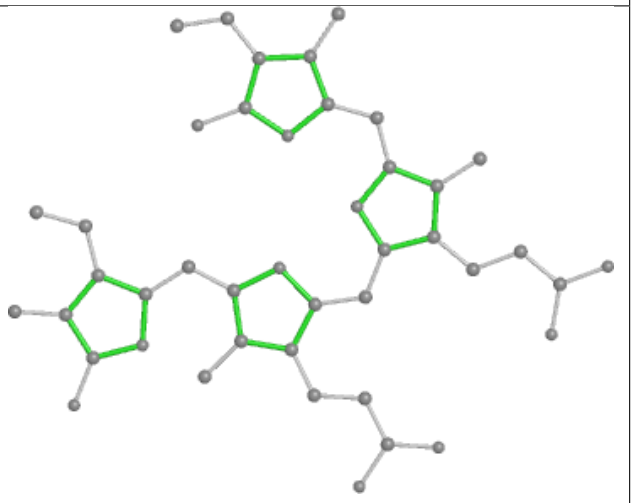

Rings

Ligand PUB d3 304

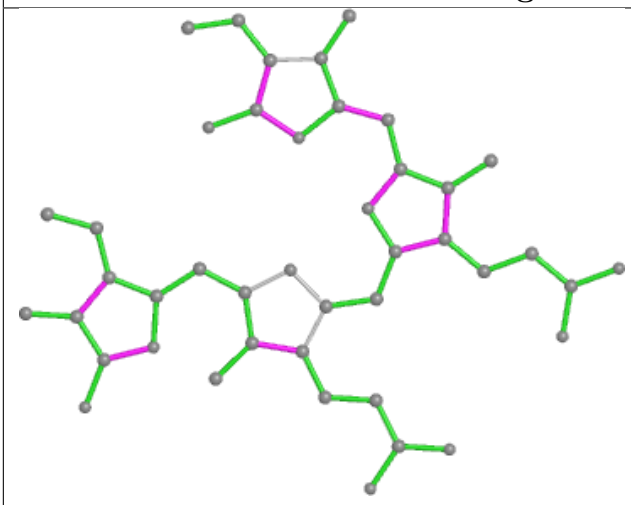

Bond lengths

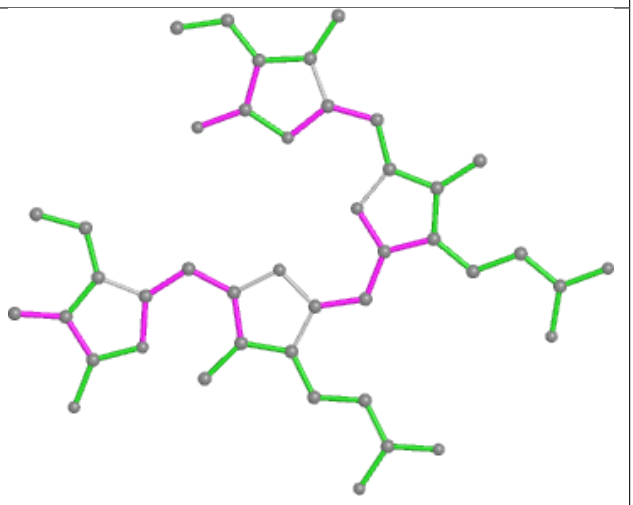

Bond angles

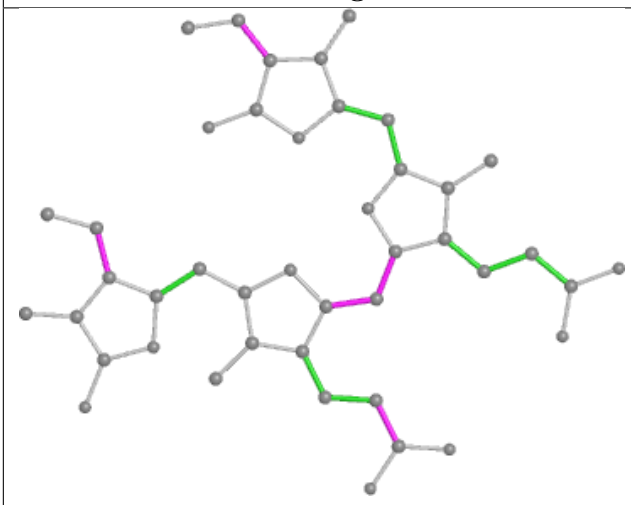

Torsions

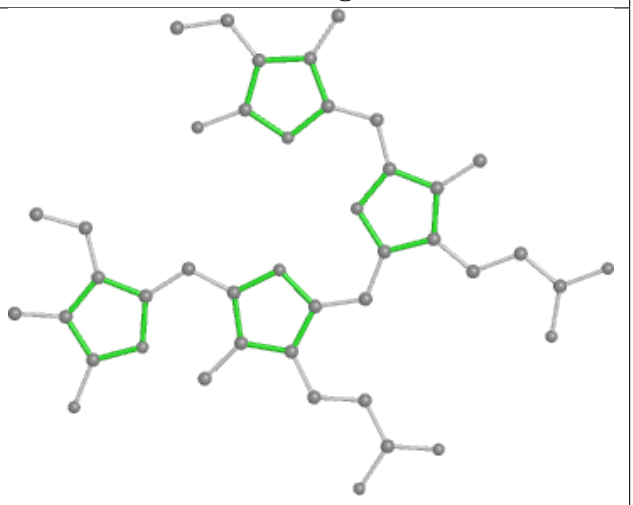

Rings

Ligand PEB w3 202

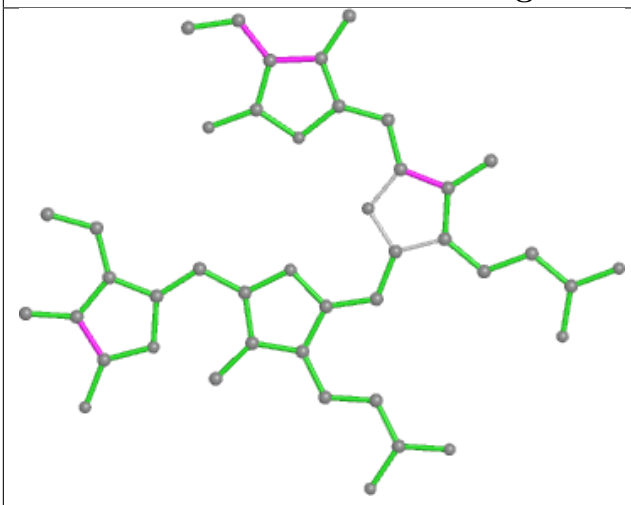

Bond lengths

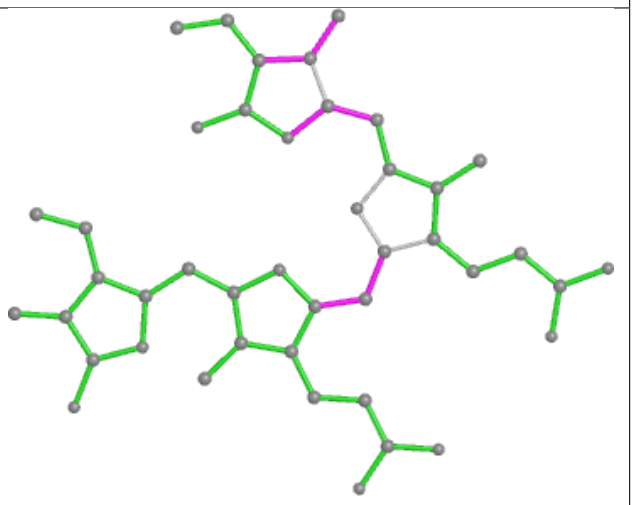

Bond angles

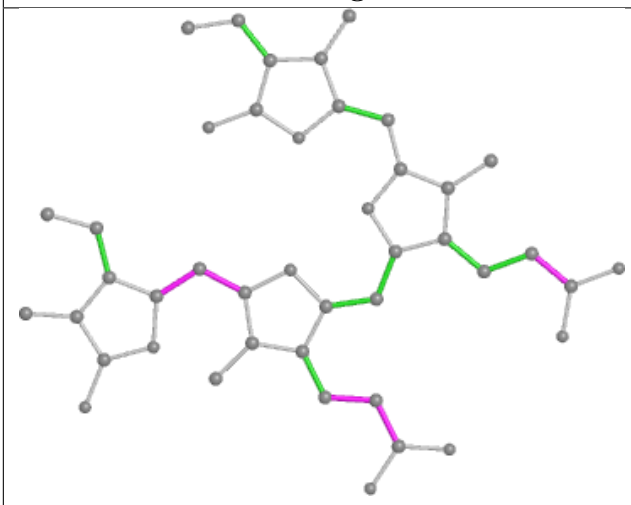

Torsions

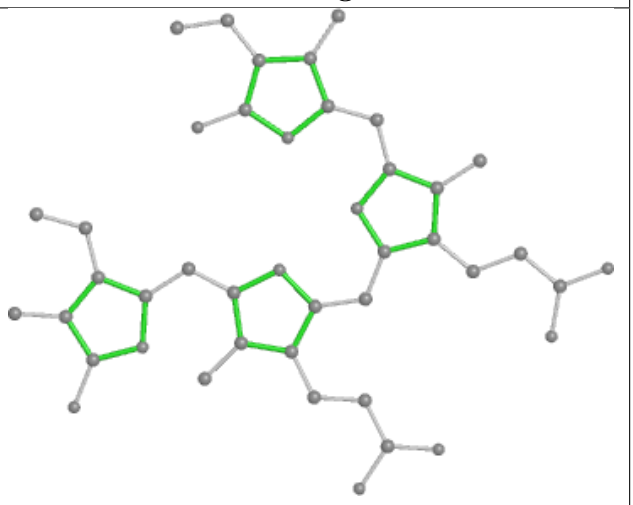

Rings

Ligand PUB j2 203

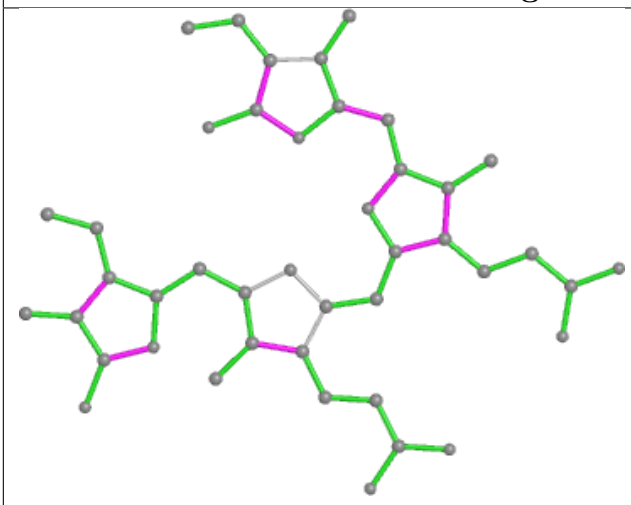

Bond lengths

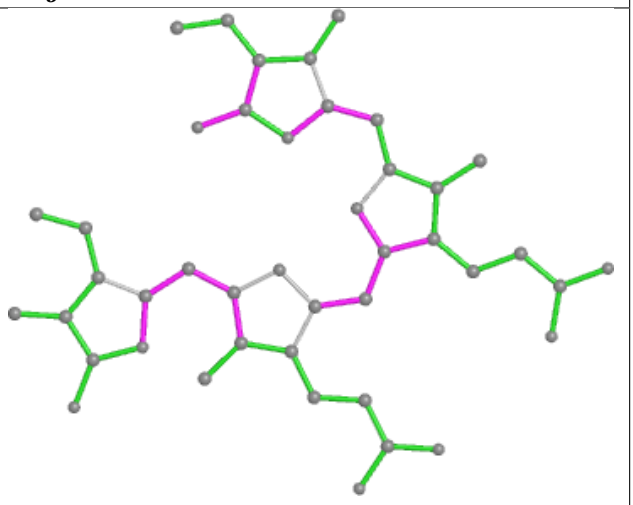

Bond angles

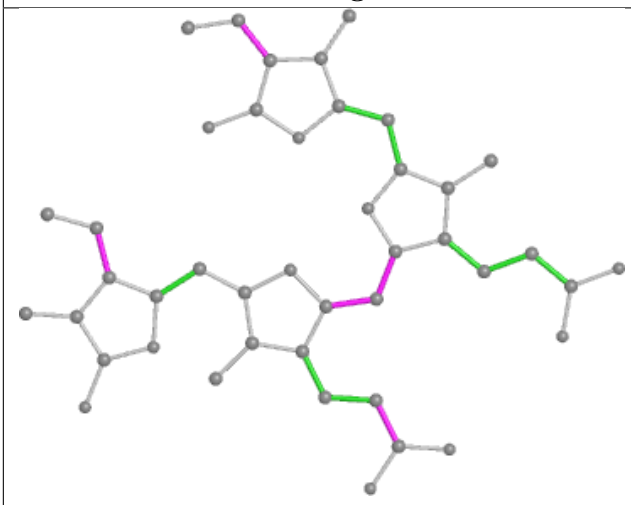

Torsions

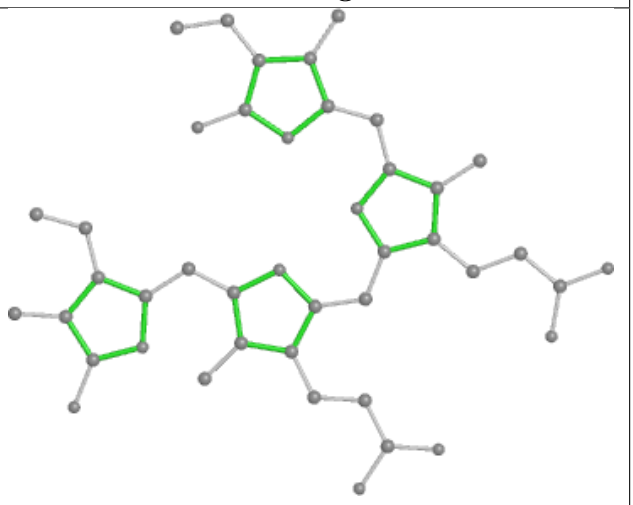

Rings

Ligand PUB gx 203

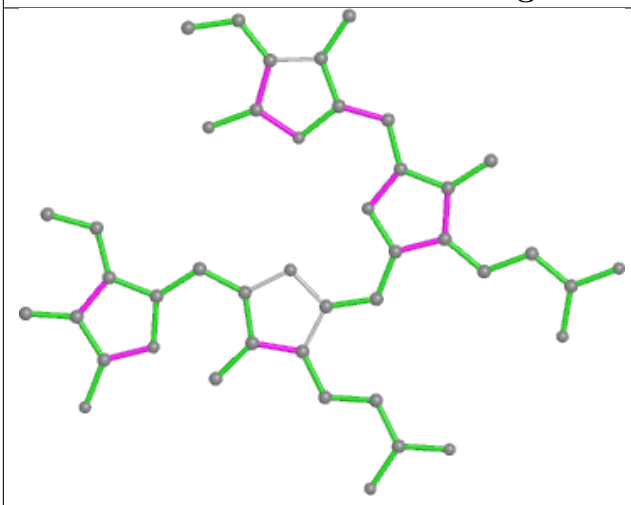

Bond lengths

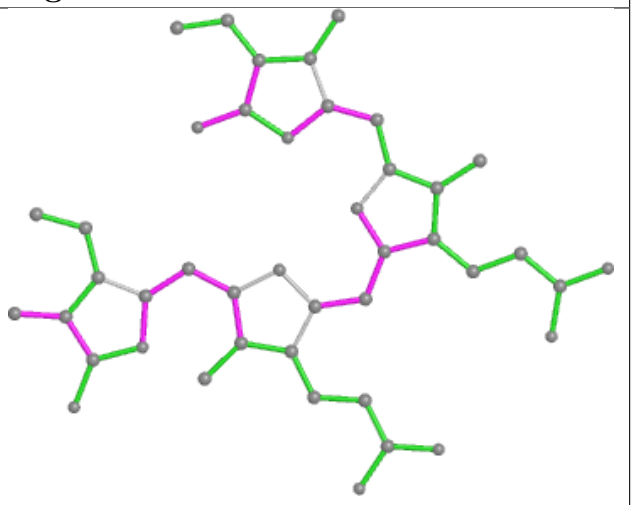

Bond angles

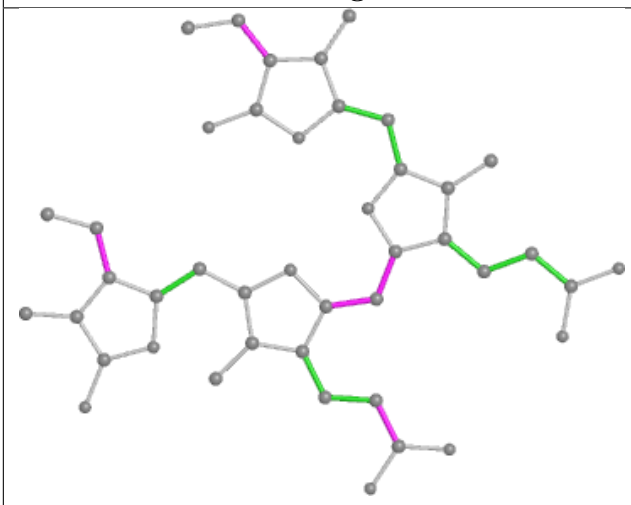

Torsions

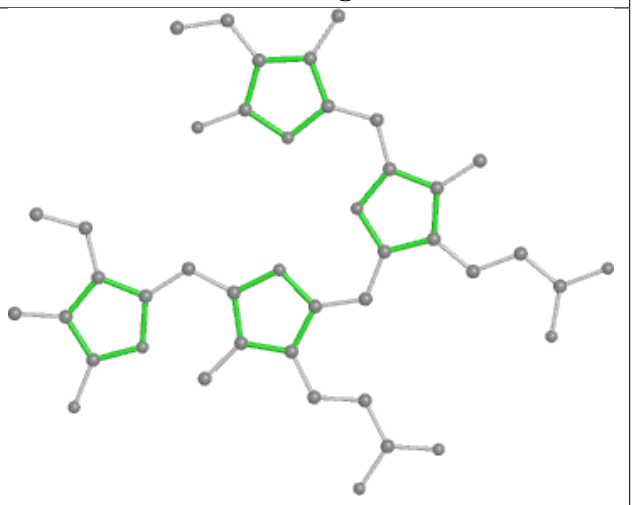

Rings

Ligand PEB hR 201

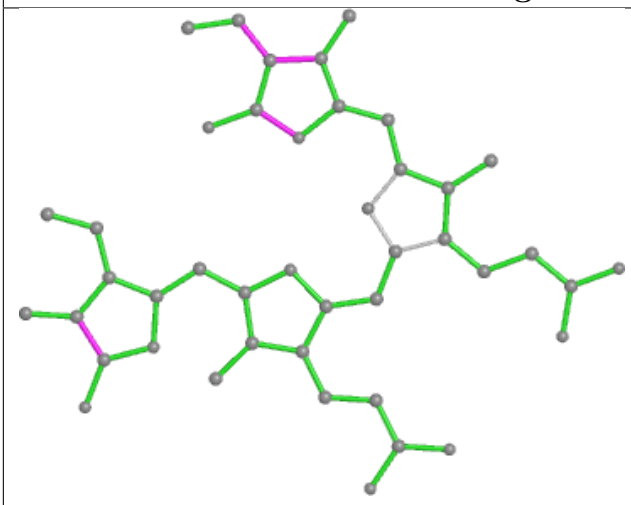

Bond lengths

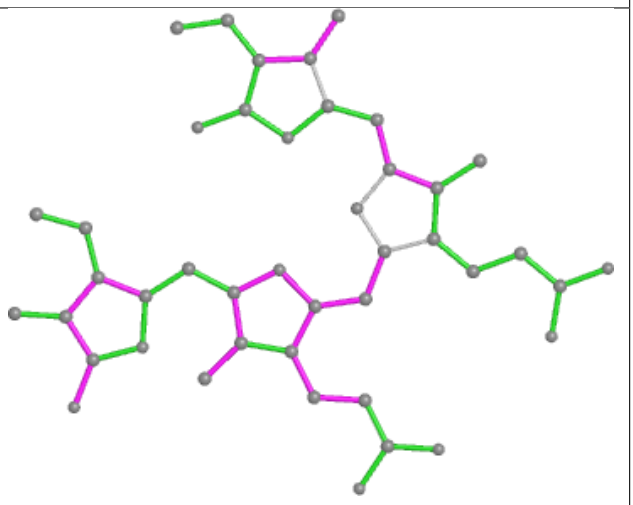

Bond angles

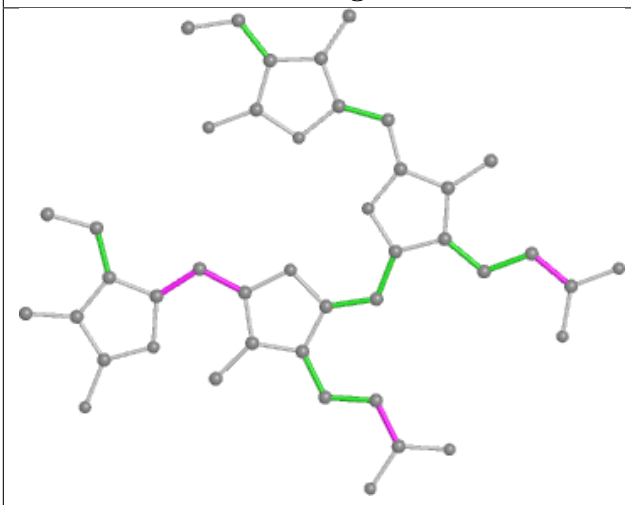

Torsions

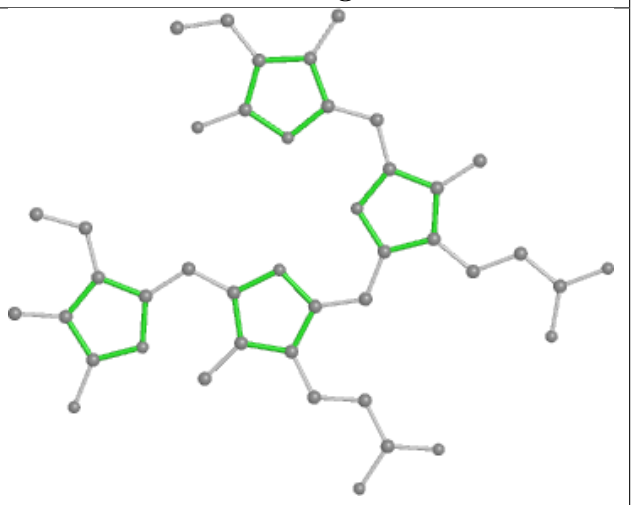

Rings

Ligand PEB bn 201

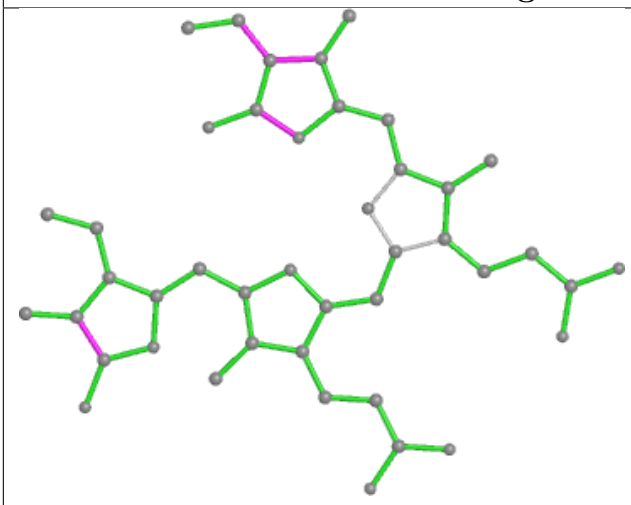

Bond lengths

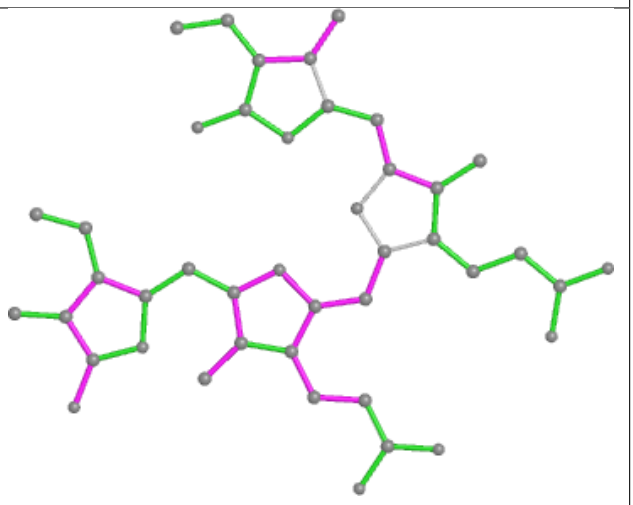

Bond angles

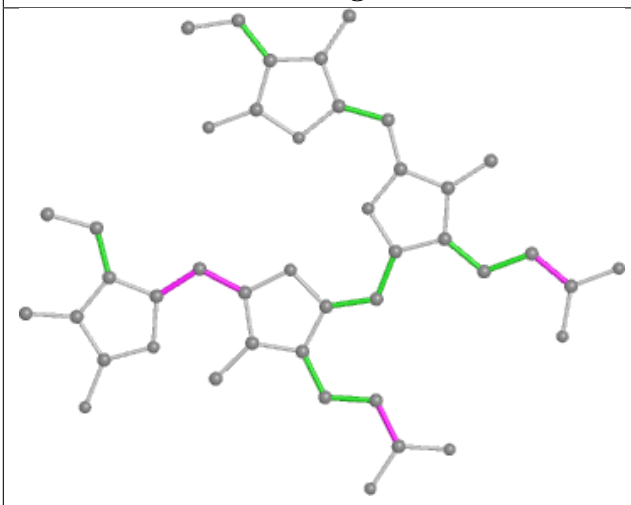

Torsions

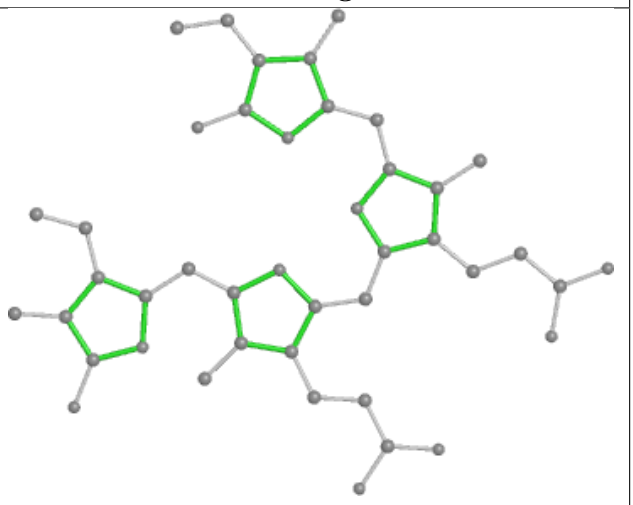

Rings

Ligand PEB x8 202

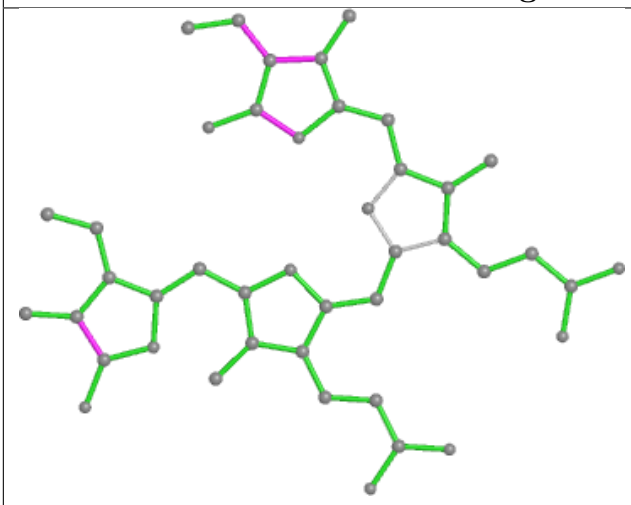

Bond lengths

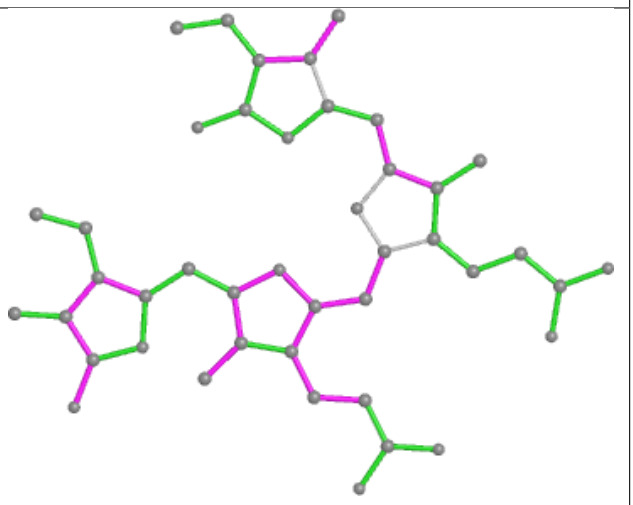

Bond angles

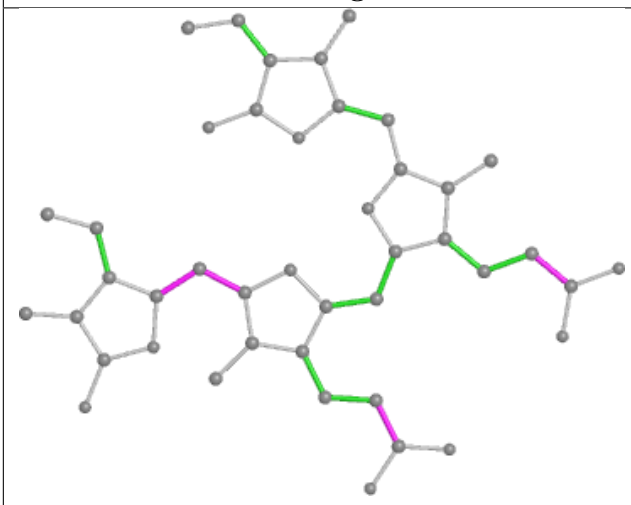

Torsions

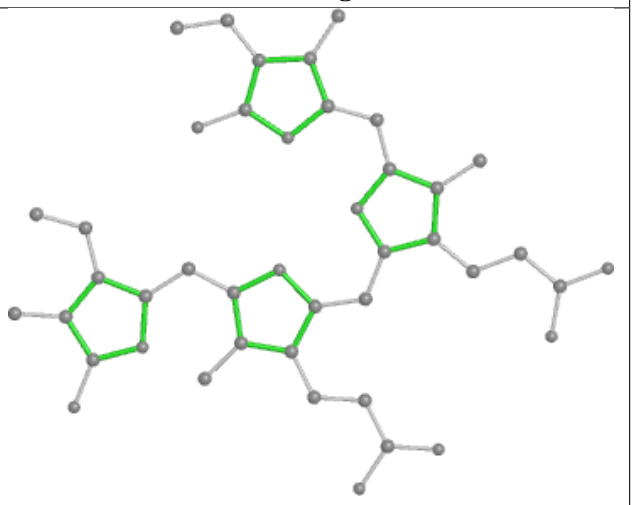

Rings

Ligand PEB gx 201

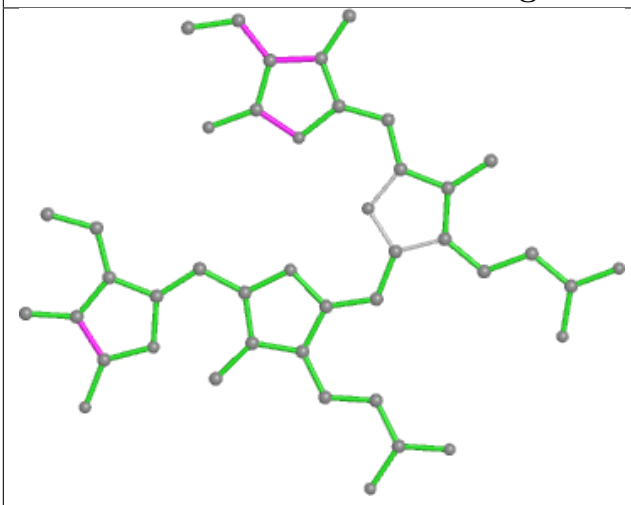

Bond lengths

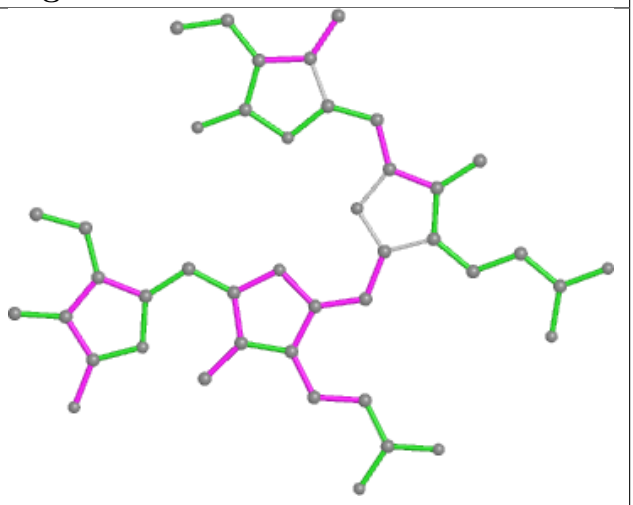

Bond angles

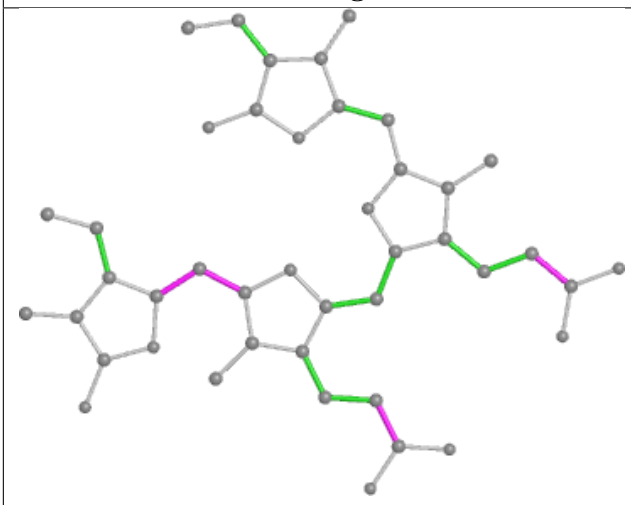

Torsions

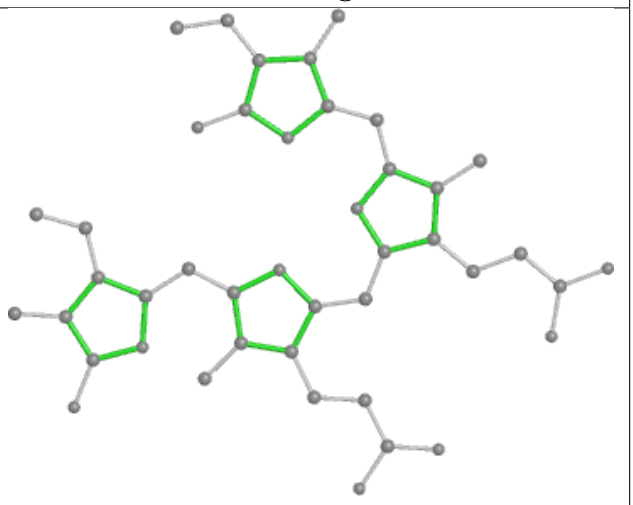

Rings

Ligand PEB lz 401

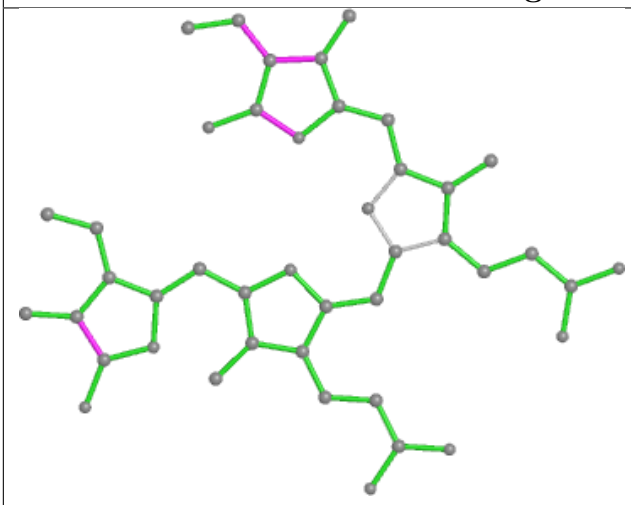

Bond lengths

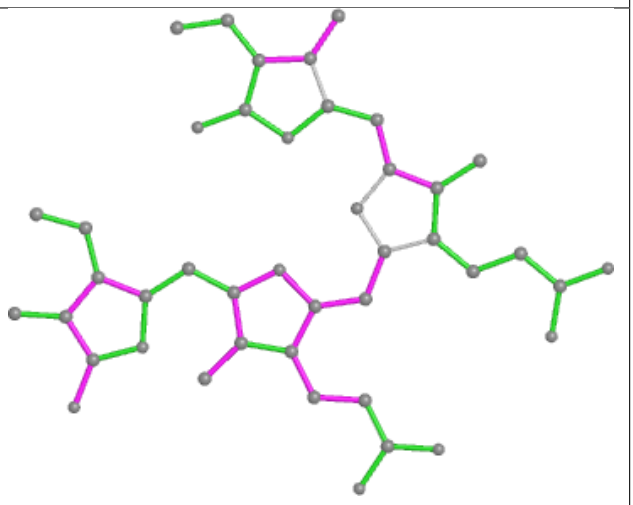

Bond angles

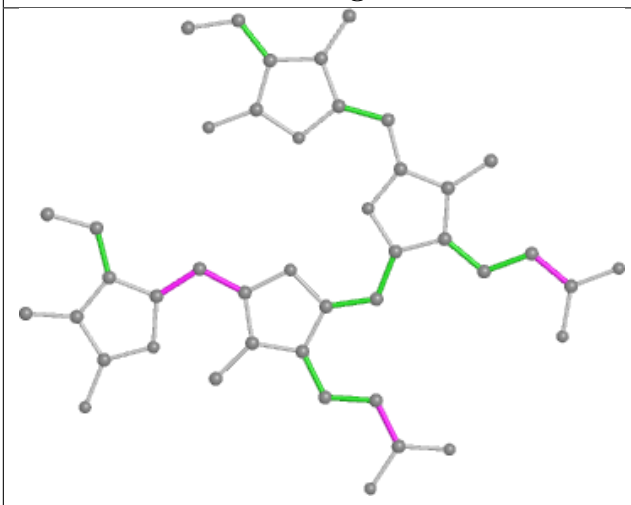

Torsions

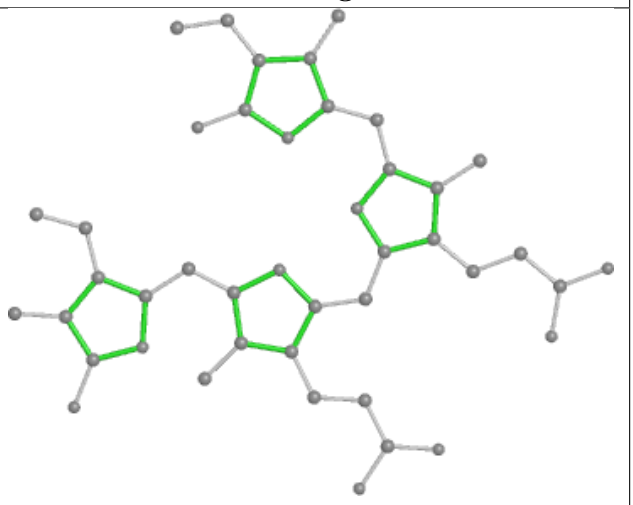

Rings

Ligand PUB aY 405

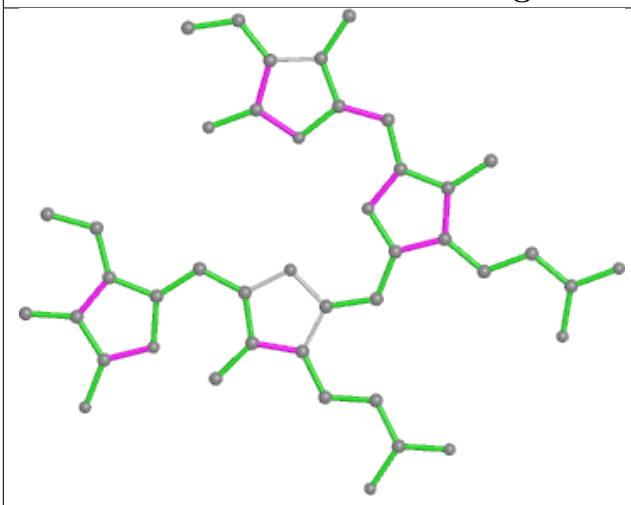

Bond lengths

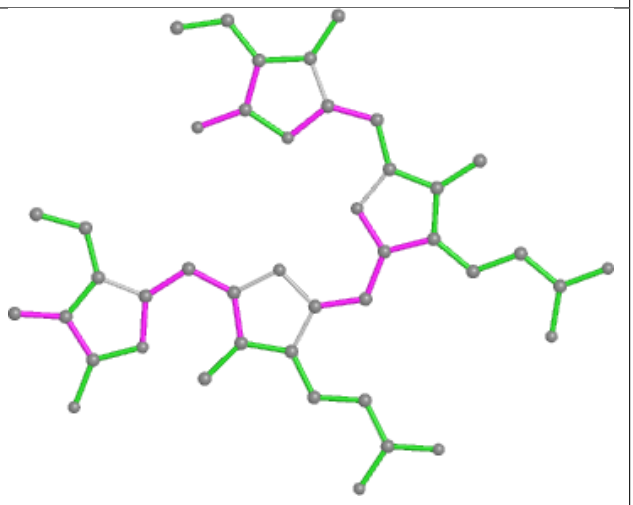

Bond angles

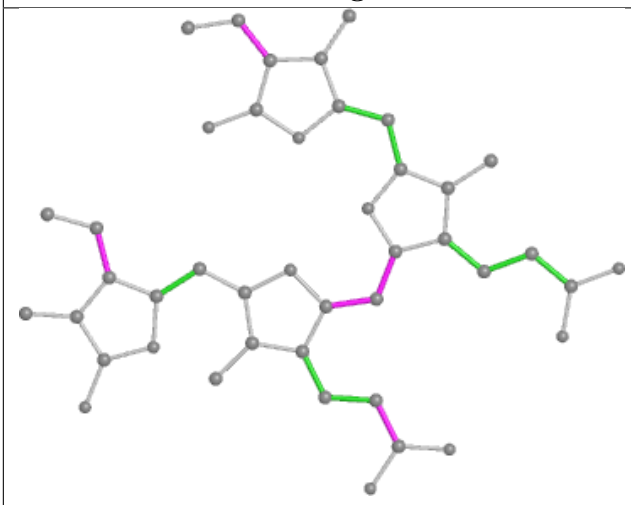

Torsions

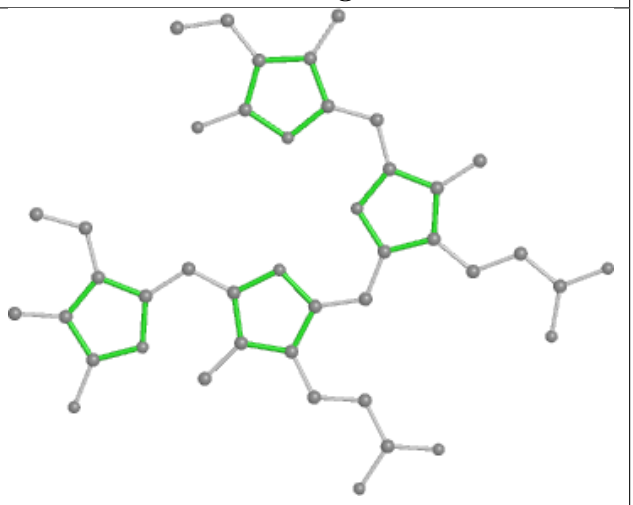

Rings

Ligand PEB a6 202

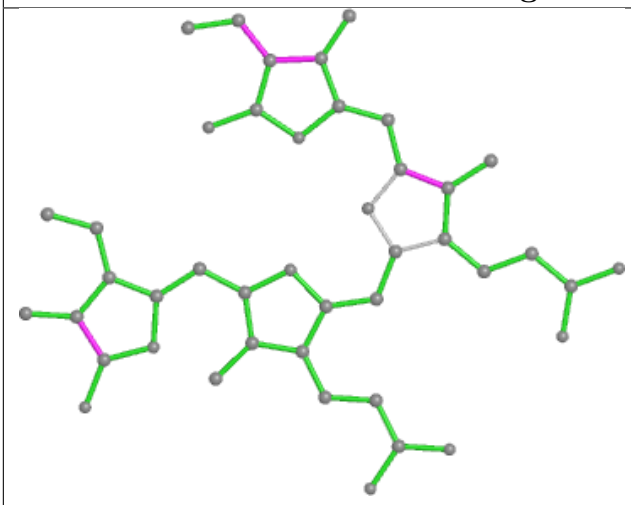

Bond lengths

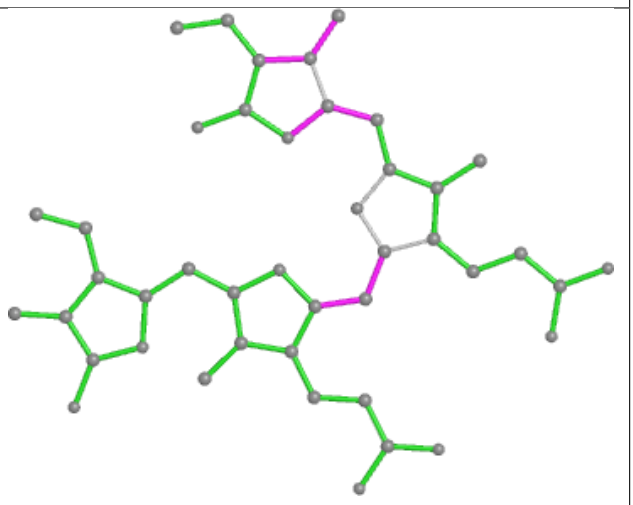

Bond angles

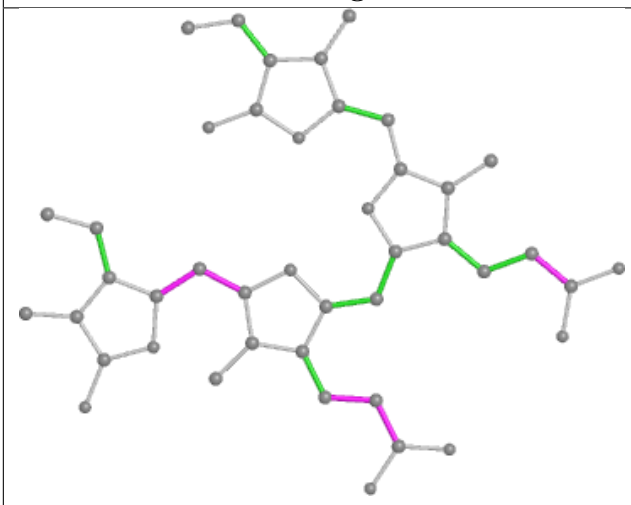

Torsions

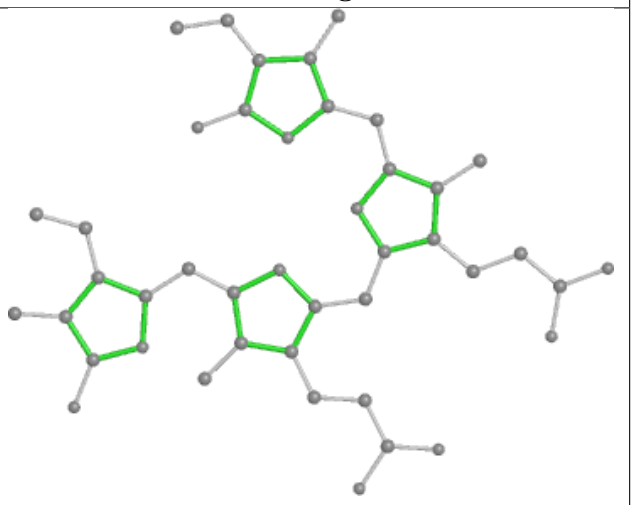

Rings

Ligand PUB J2 202

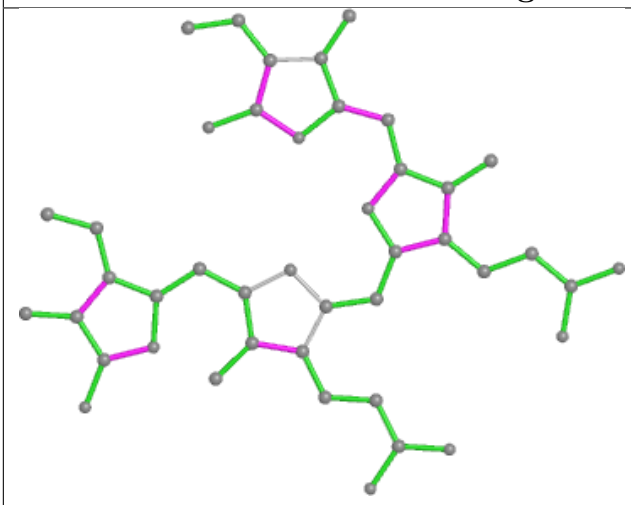

Bond lengths

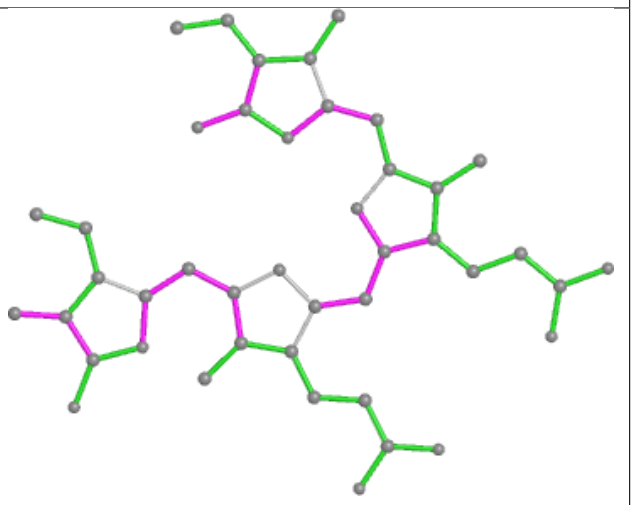

Bond angles

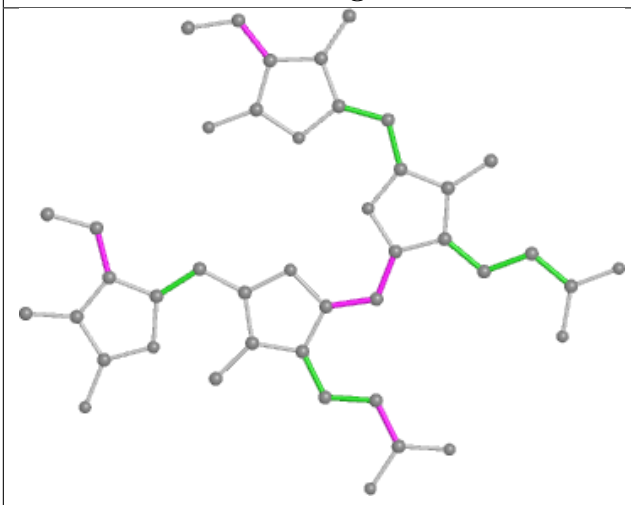

Torsions

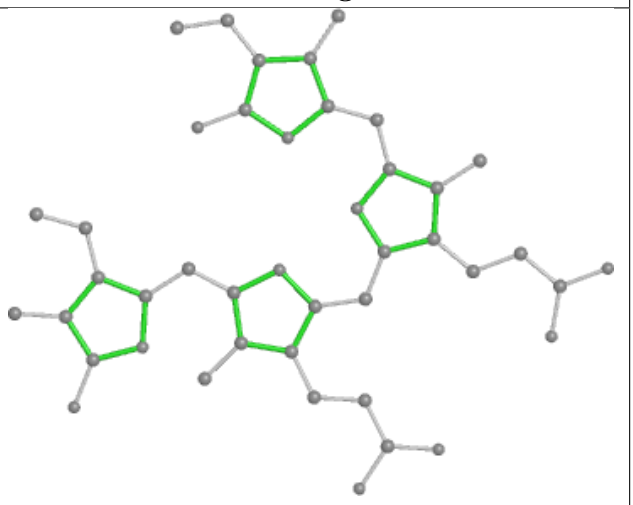

Rings

Ligand PEB J6 202

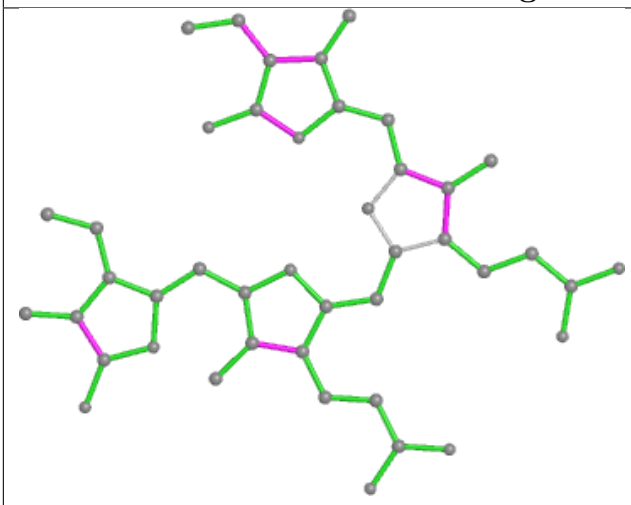

Bond lengths

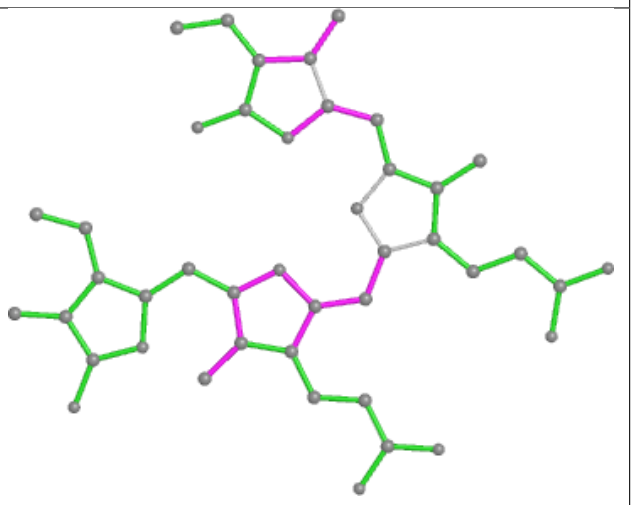

Bond angles

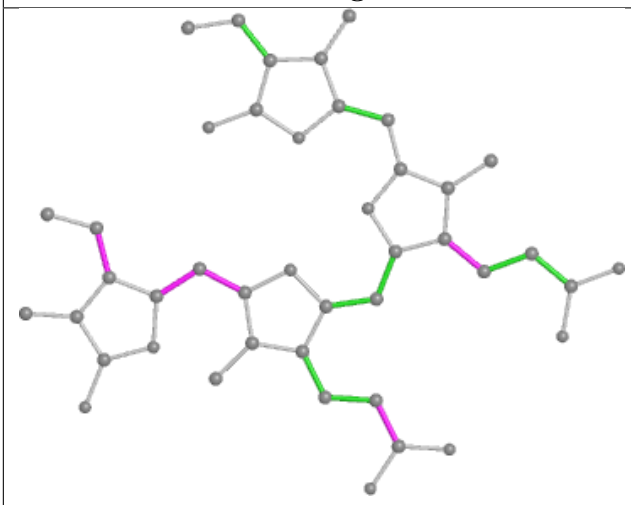

Torsions

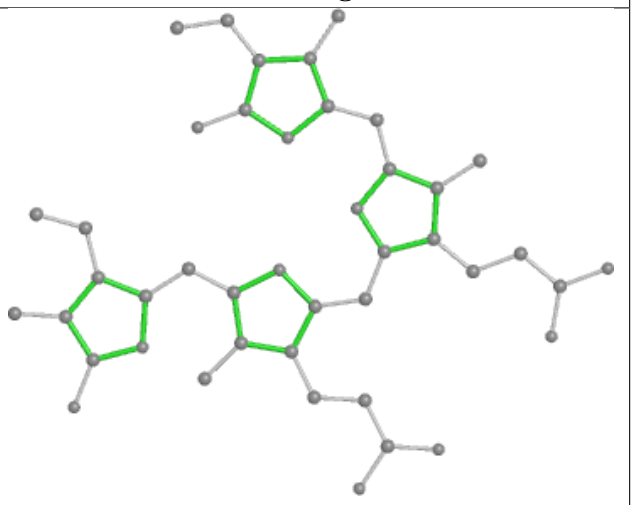

Rings

Ligand PEB eJ 202

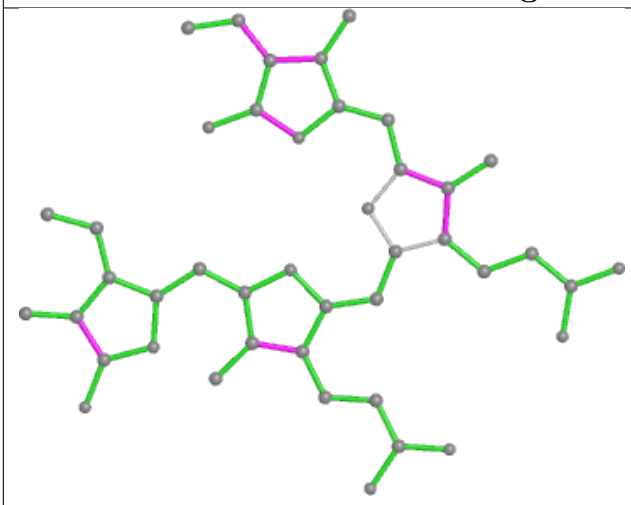

Bond lengths

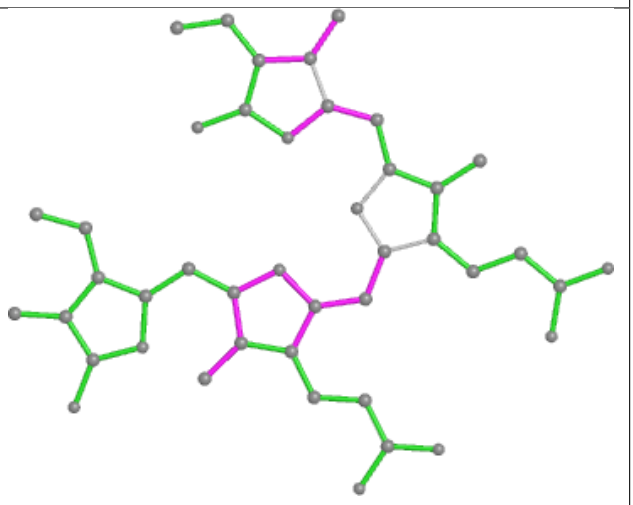

Bond angles

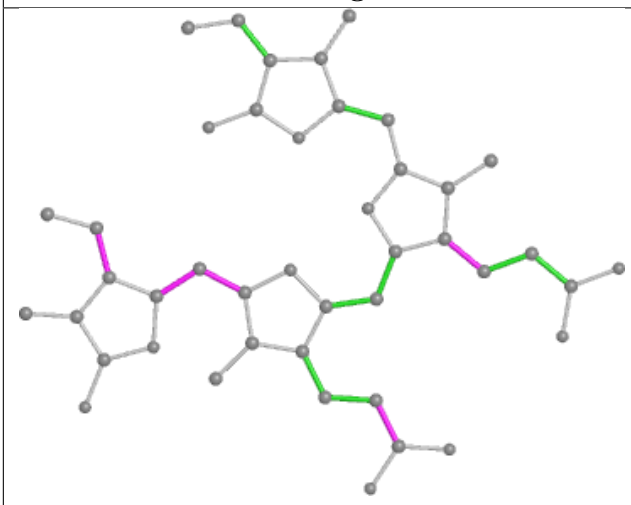

Torsions

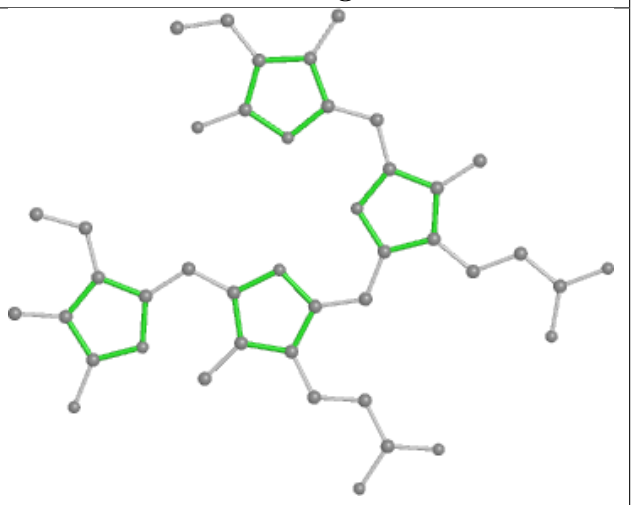

Rings

Ligand PEB X9 401

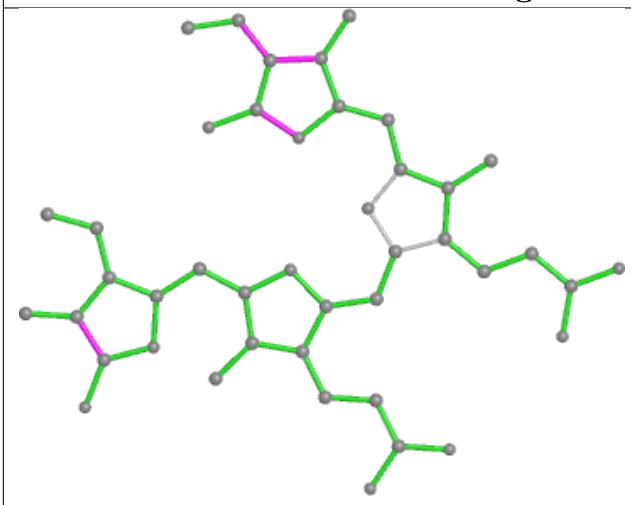

Bond lengths

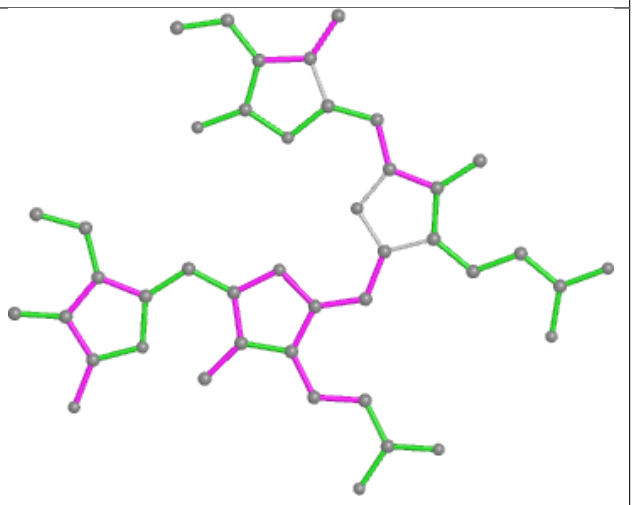

Bond angles

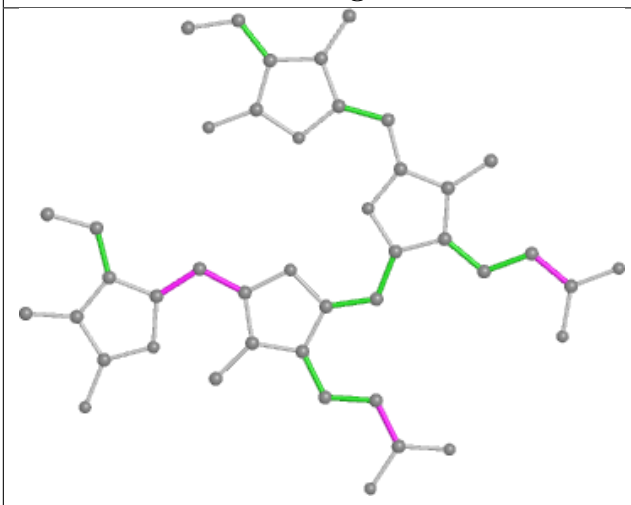

Torsions

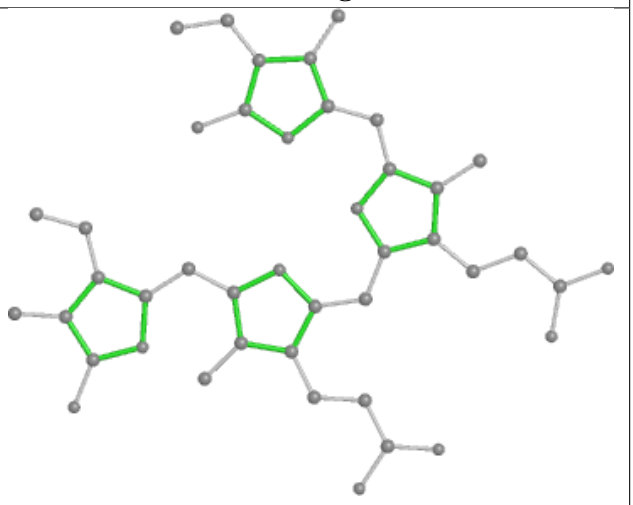

Rings

Ligand PEB el 201

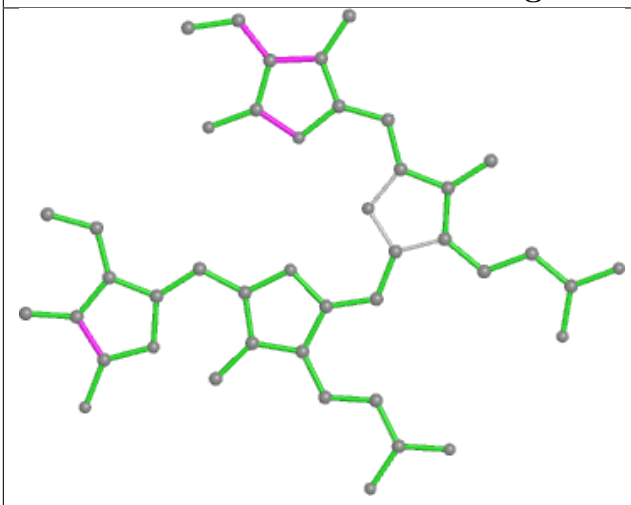

Bond lengths

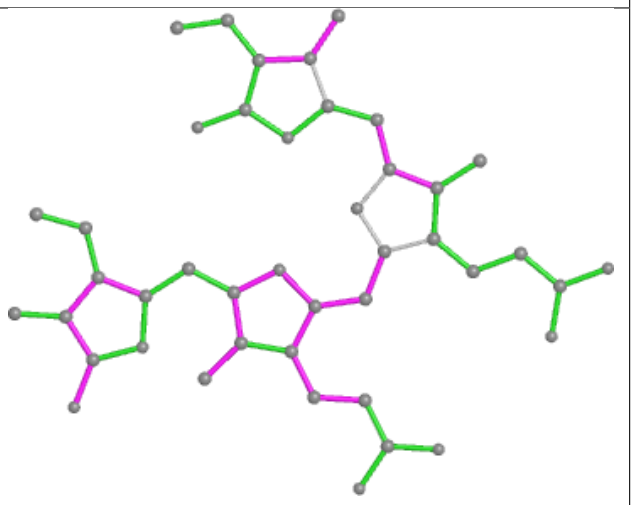

Bond angles

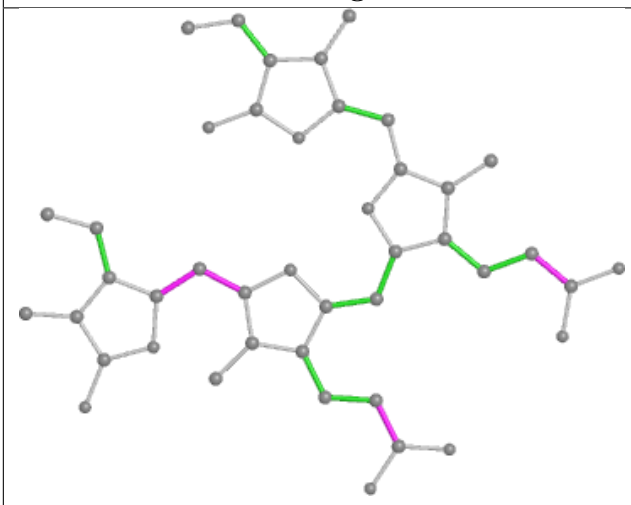

Torsions

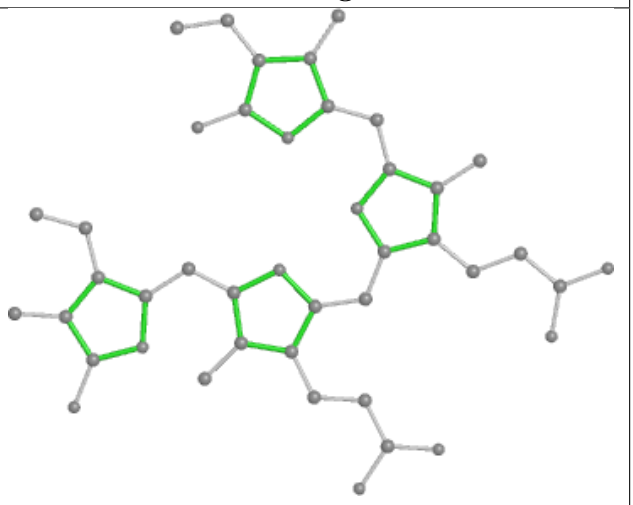

Rings

Ligand PEB w7 1002

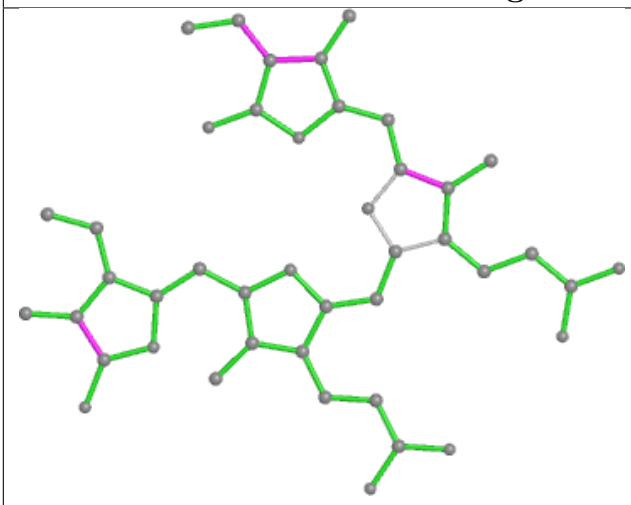

Bond lengths

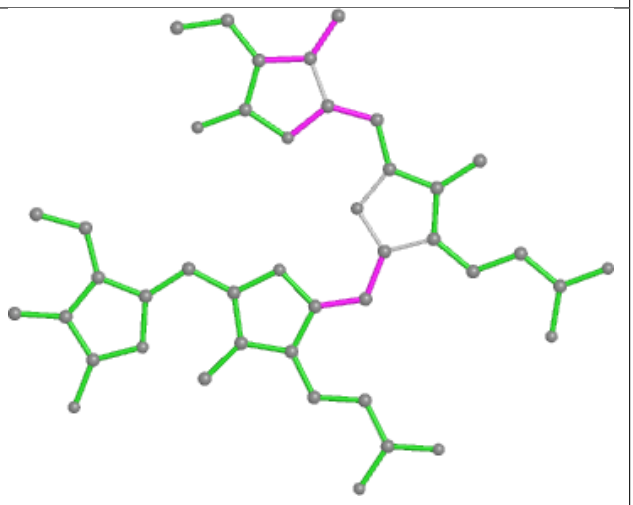

Bond angles

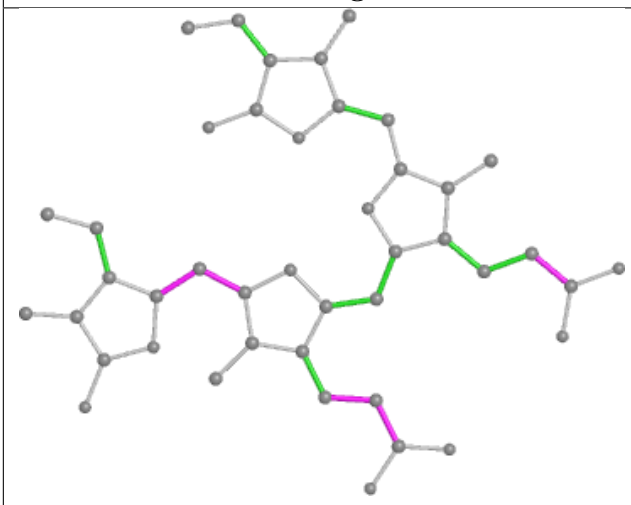

Torsions

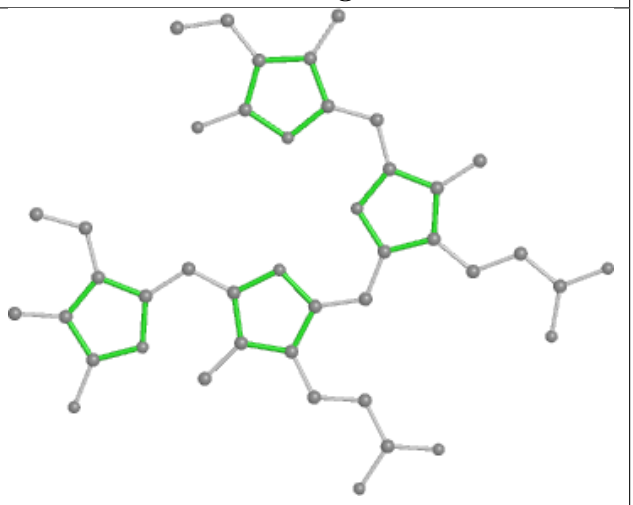

Rings

Ligand PEB ar 201

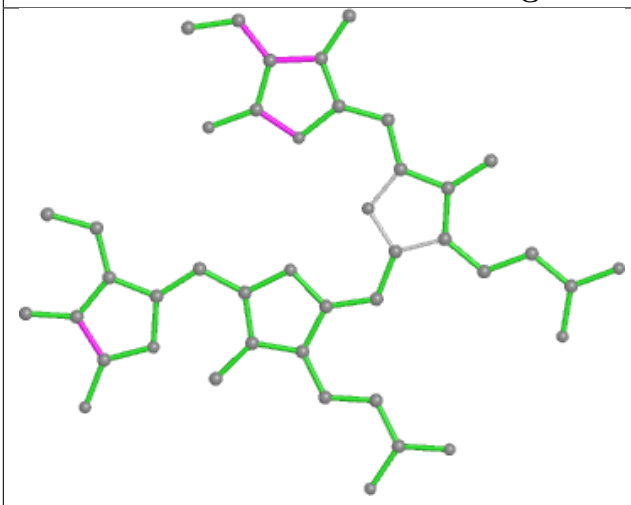

Bond lengths

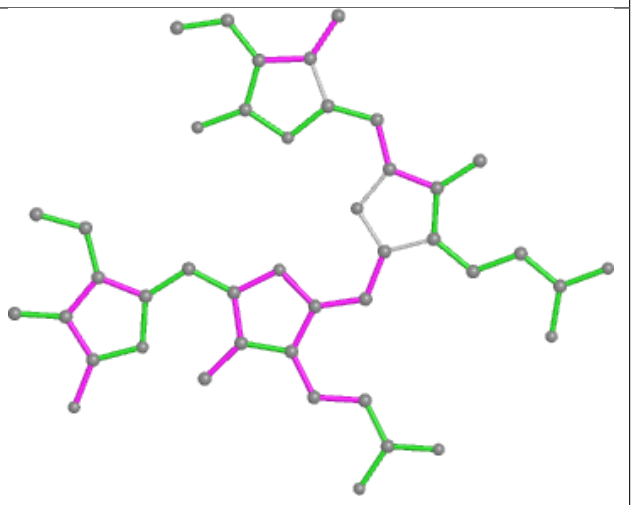

Bond angles

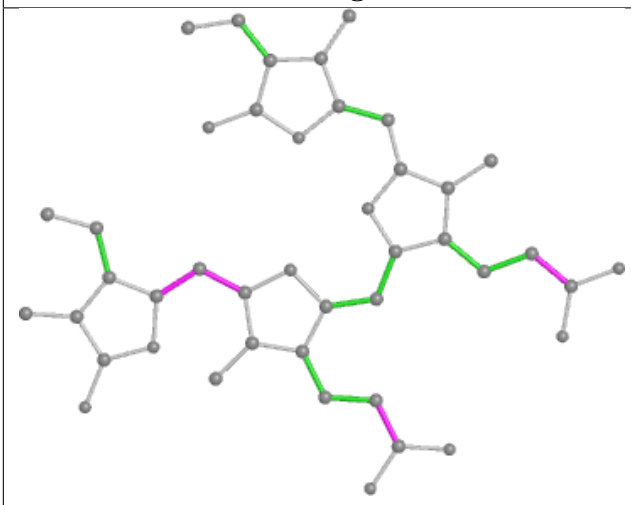

Torsions

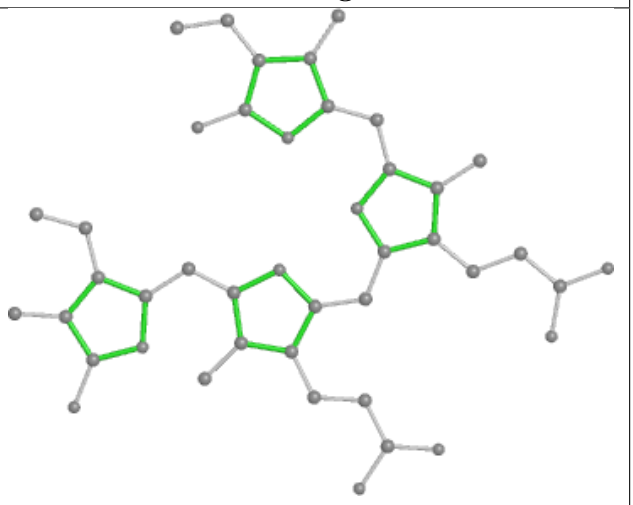

Rings

Ligand PUB N7 203

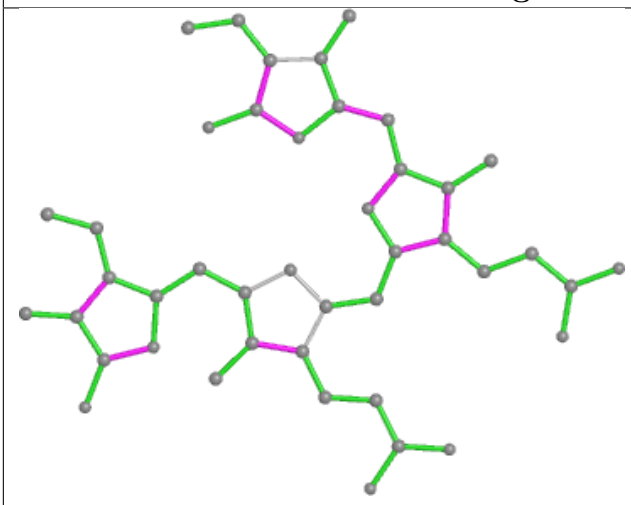

Bond lengths

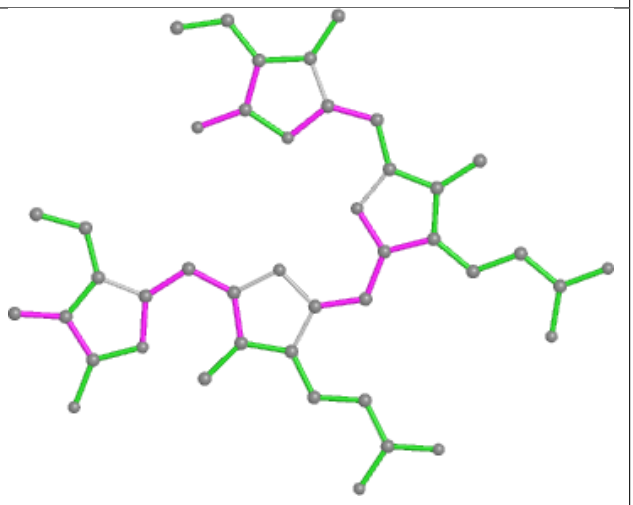

Bond angles

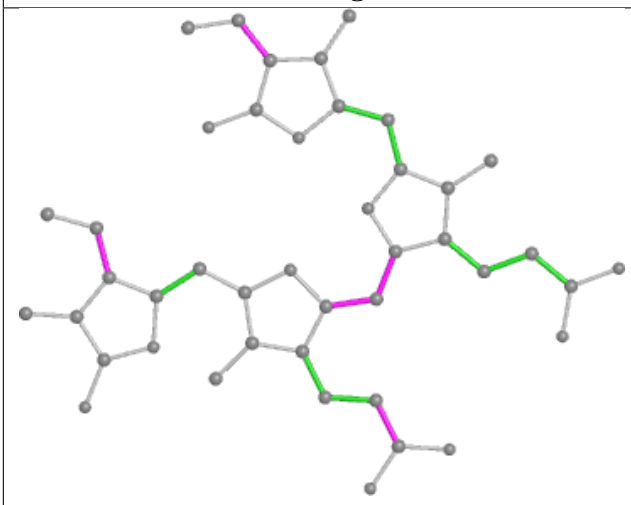

Torsions

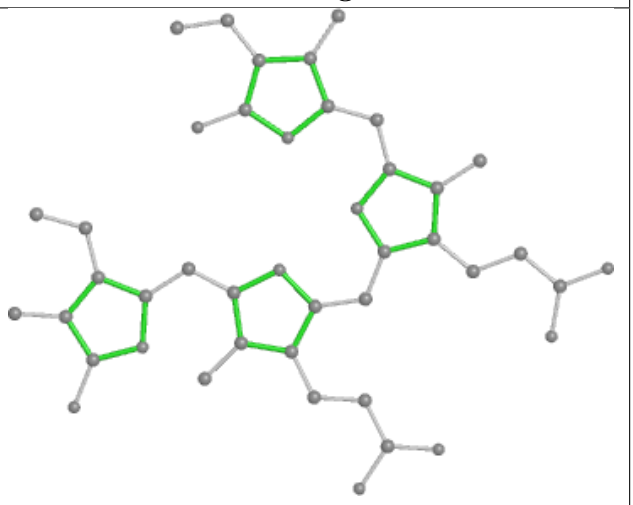

Rings

Ligand PUB er 203

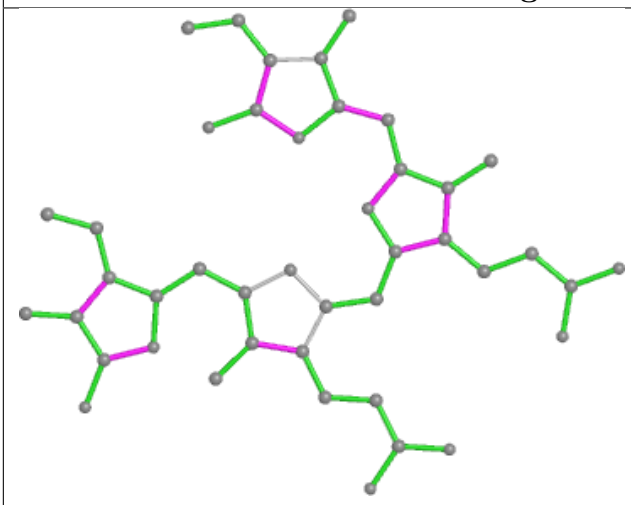

Bond lengths

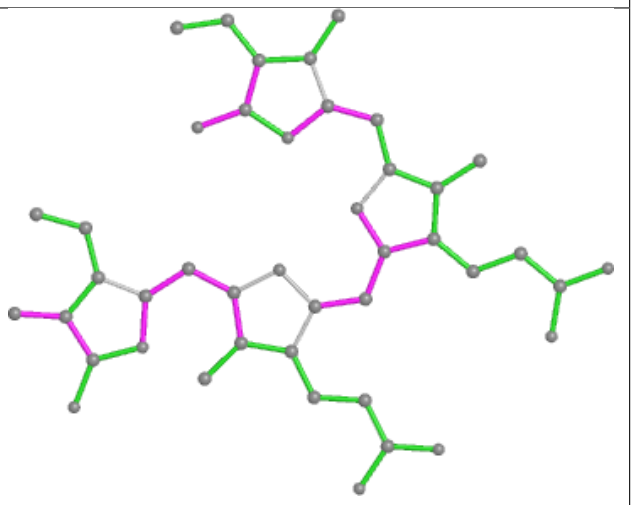

Bond angles

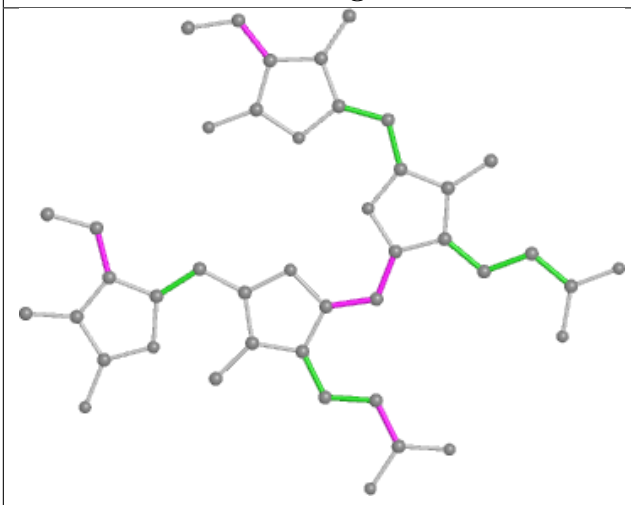

Torsions

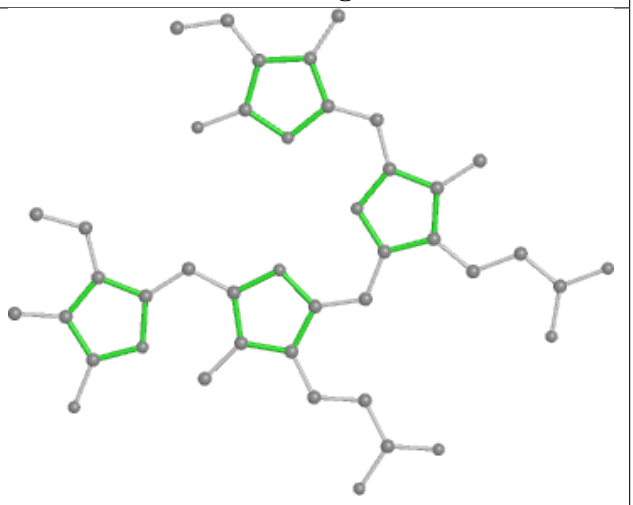

Rings

Ligand PEB hK 202

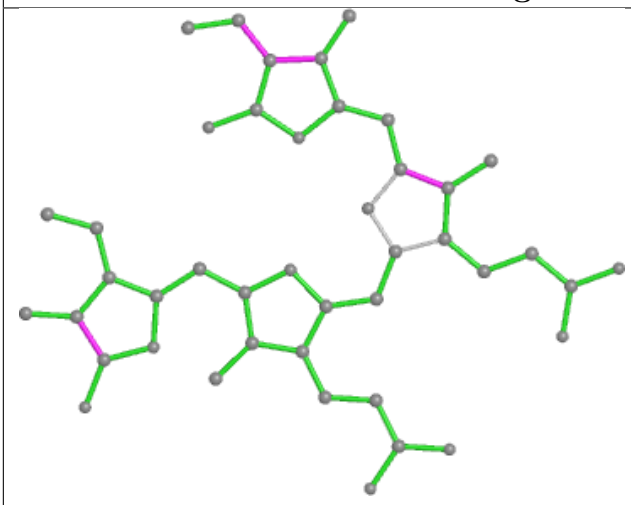

Bond lengths

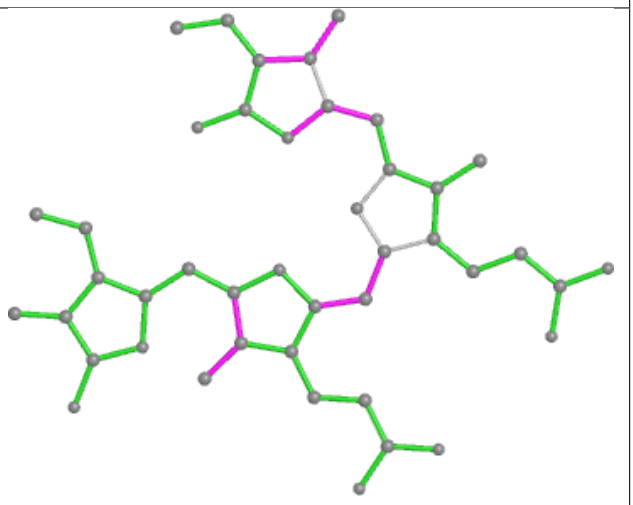

Bond angles

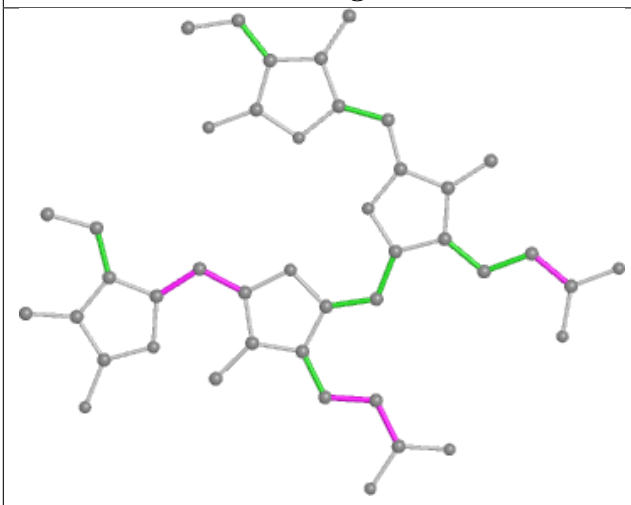

Torsions

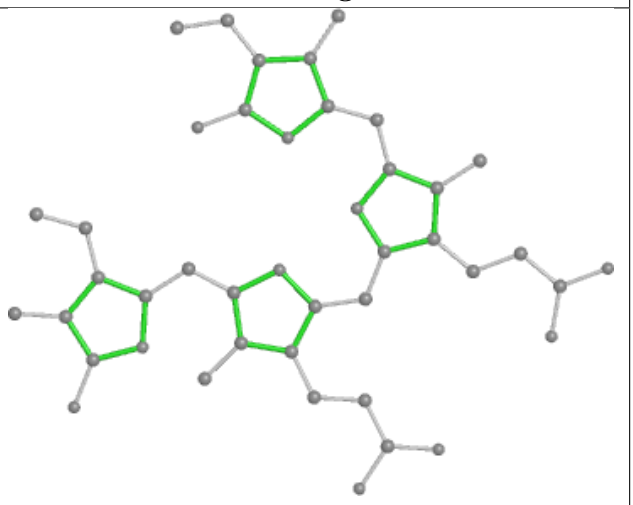

Rings

Ligand PEB z4 202

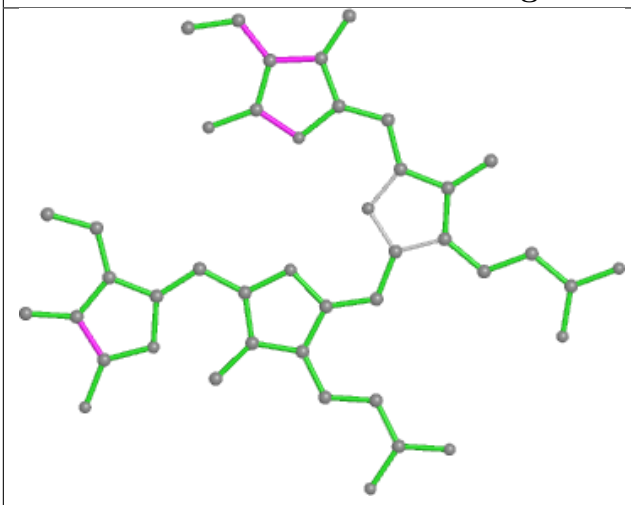

Bond lengths

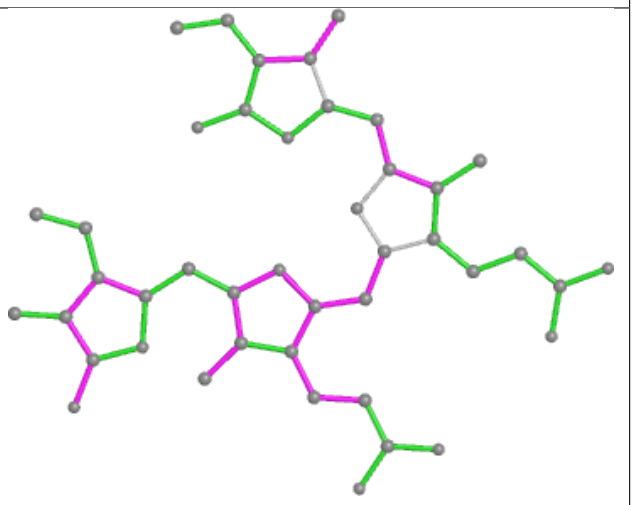

Bond angles

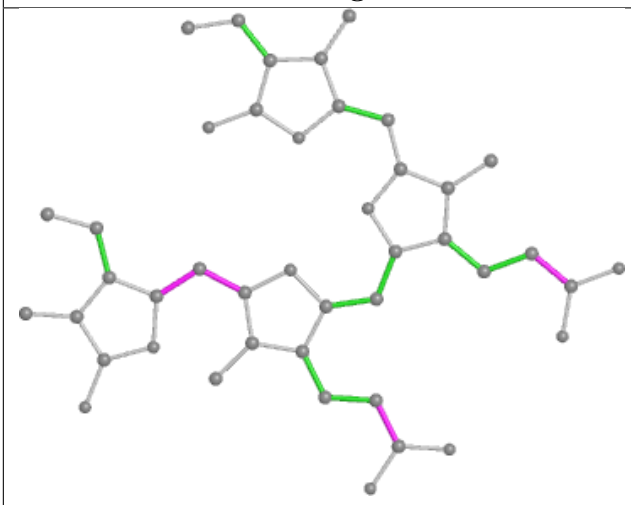

Torsions

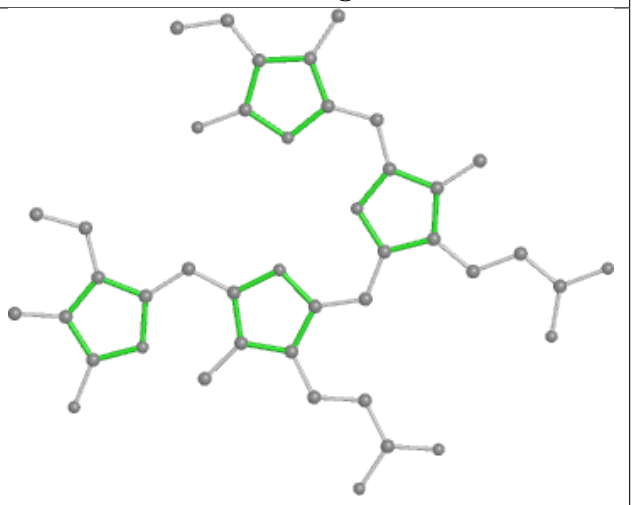

Rings

Ligand PEB m8 202

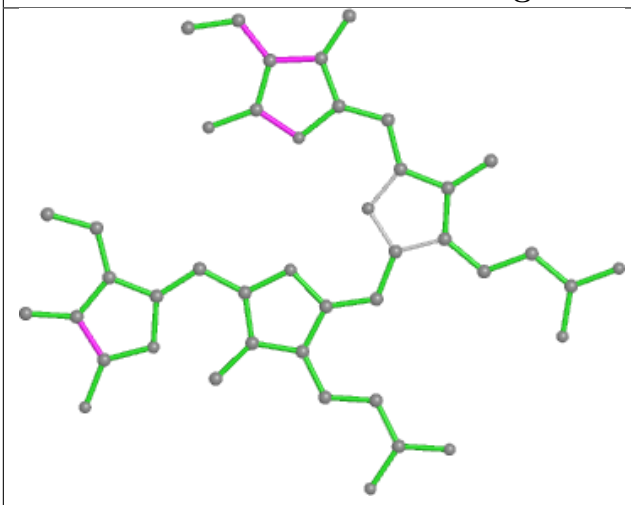

Bond lengths

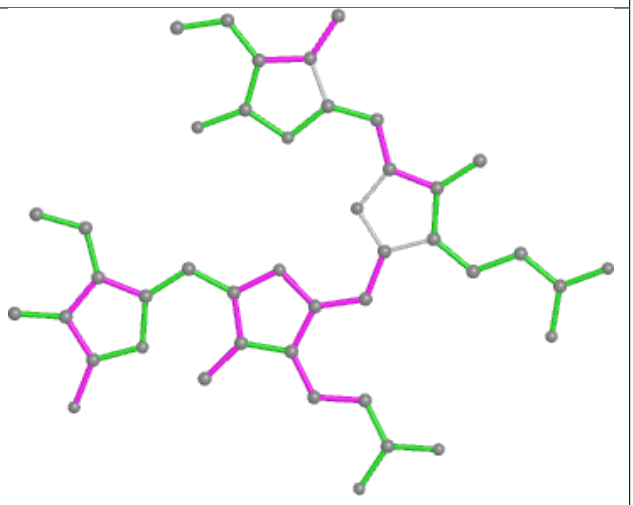

Bond angles

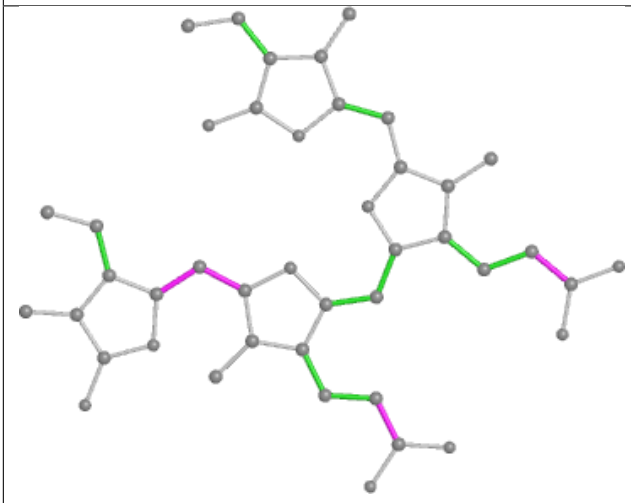

Torsions

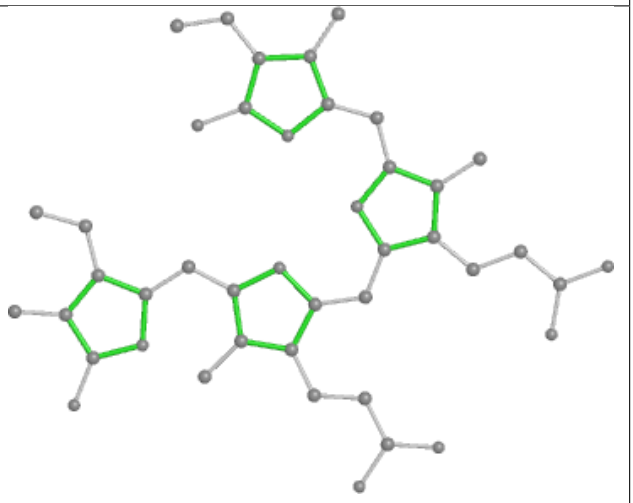

Rings

Ligand PEB gq 201

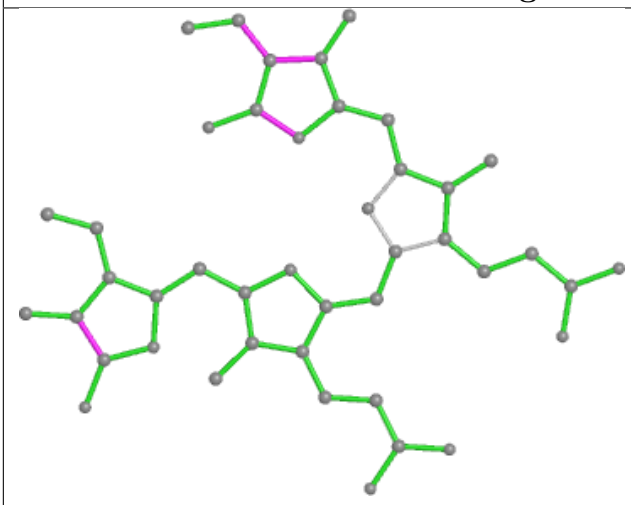

Bond lengths

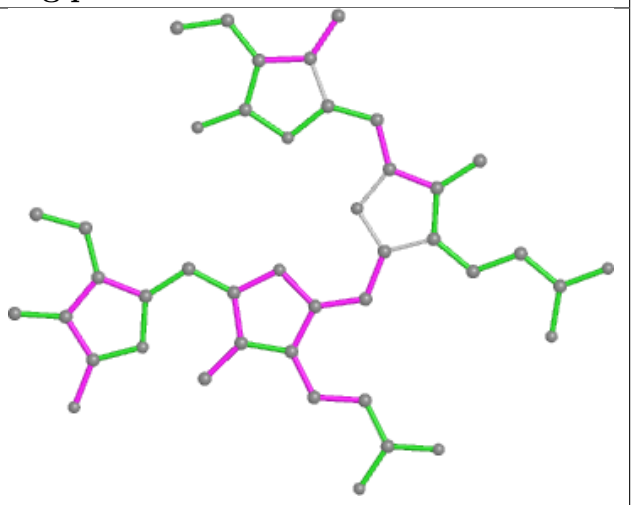

Bond angles

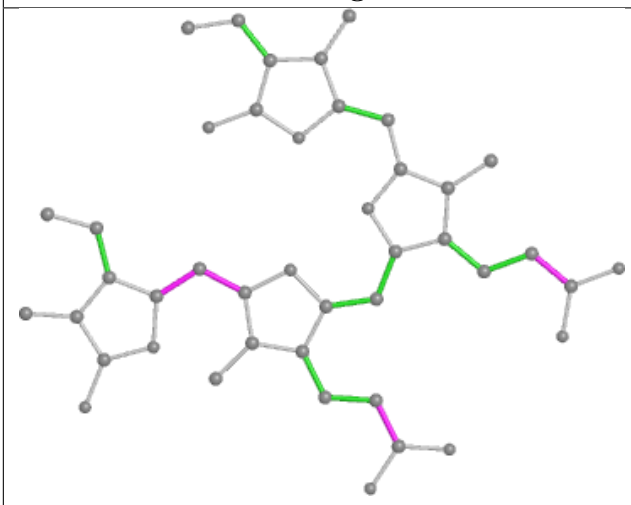

Torsions

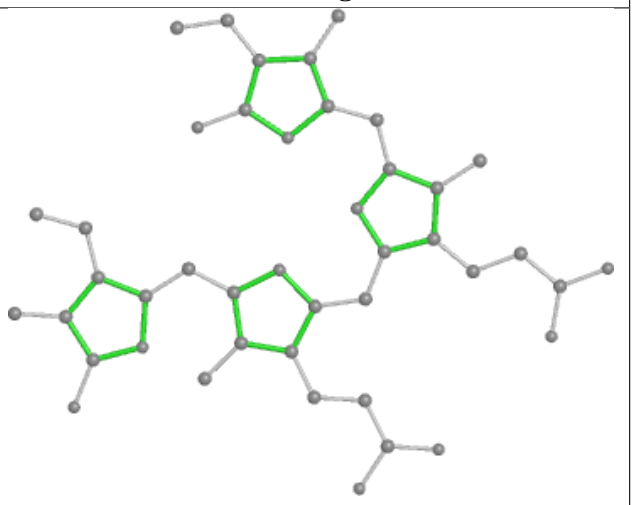

Rings

Ligand PEB o2 1002

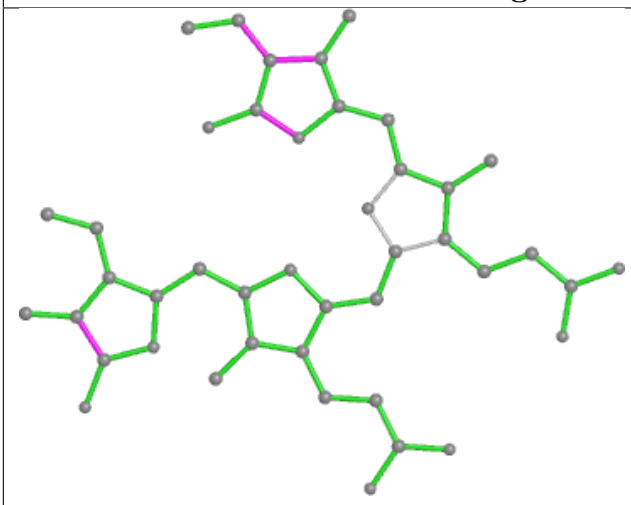

Bond lengths

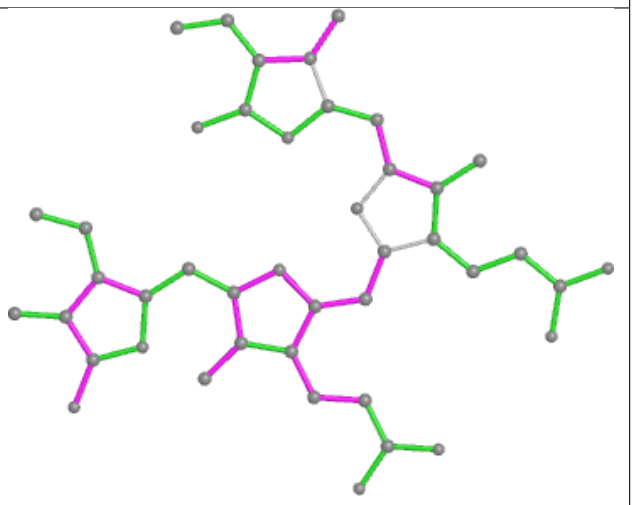

Bond angles

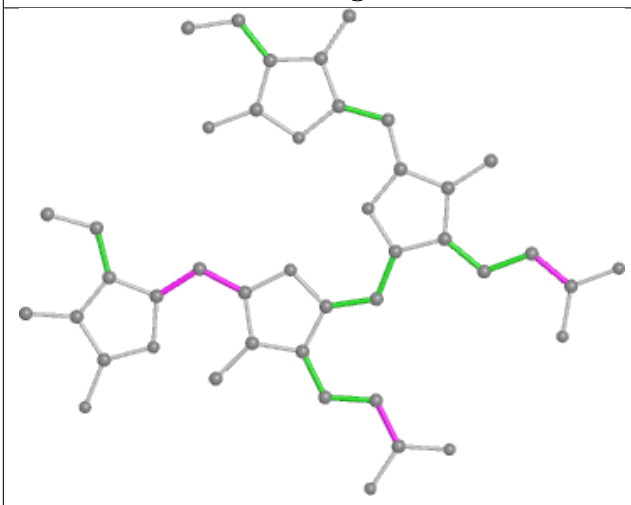

Torsions

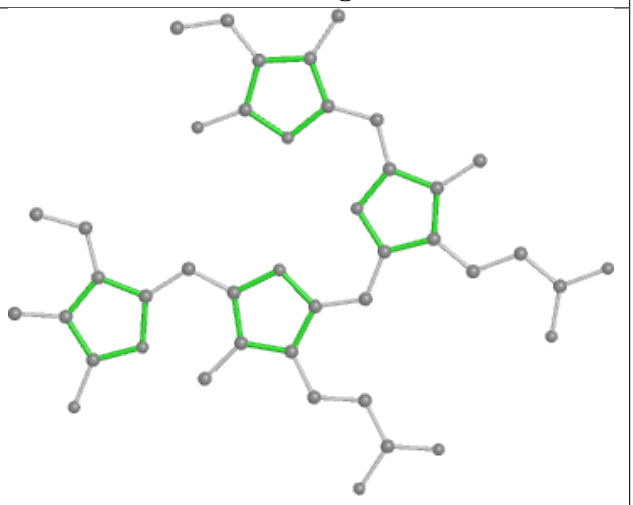

Rings

Ligand PUB bH 203

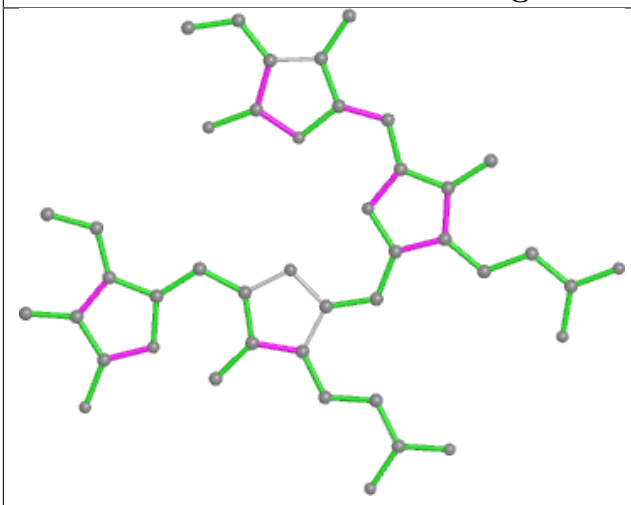

Bond lengths

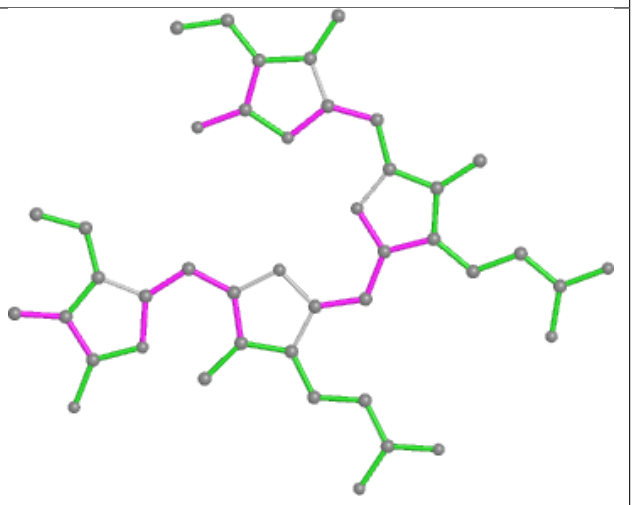

Bond angles

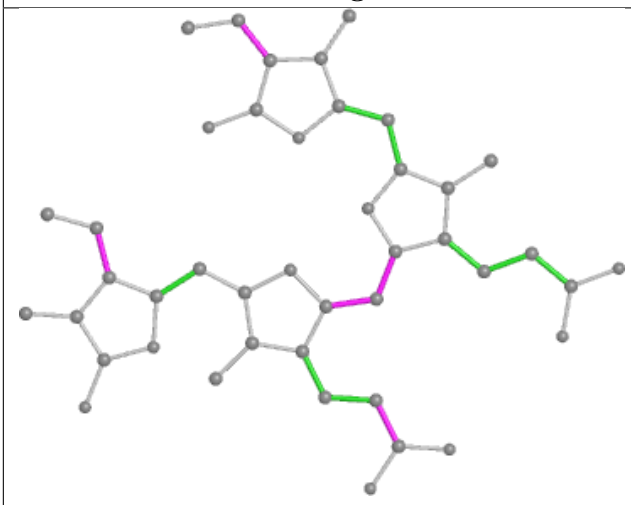

Torsions

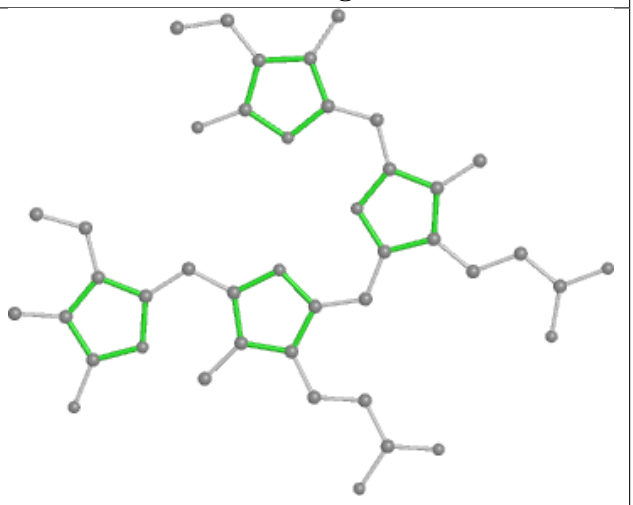

Rings

Ligand PEB cC 1003

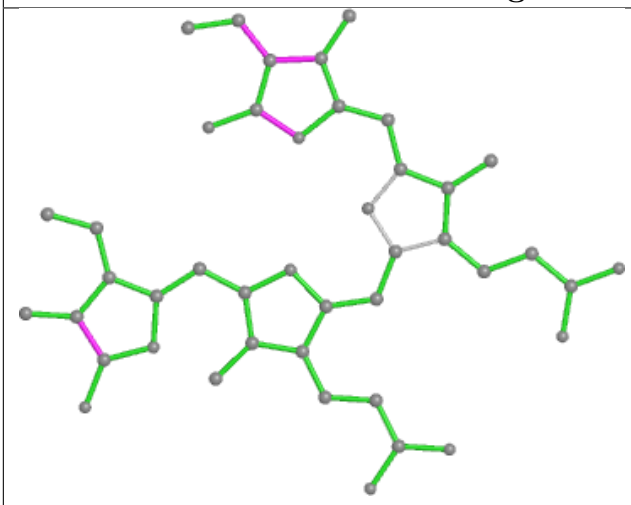

Bond lengths

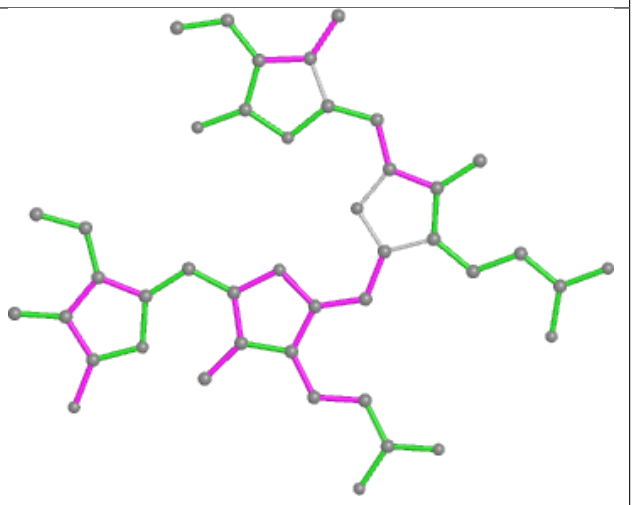

Bond angles

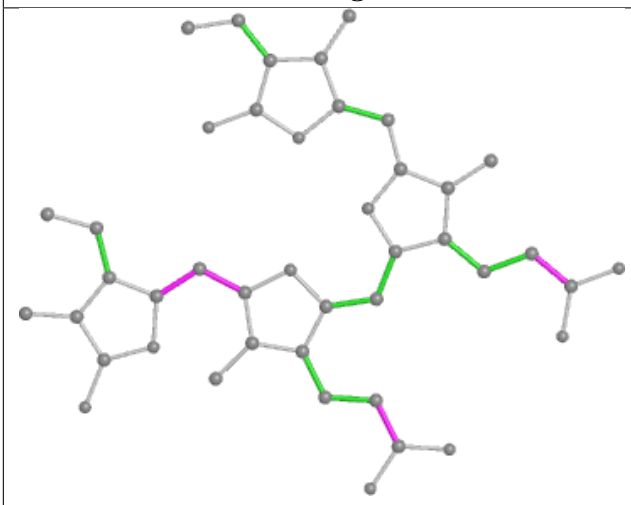

Torsions

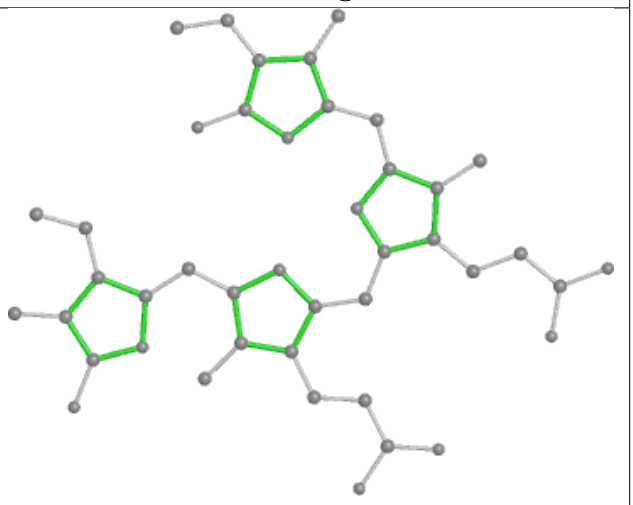

Rings

Ligand PEB g9 201

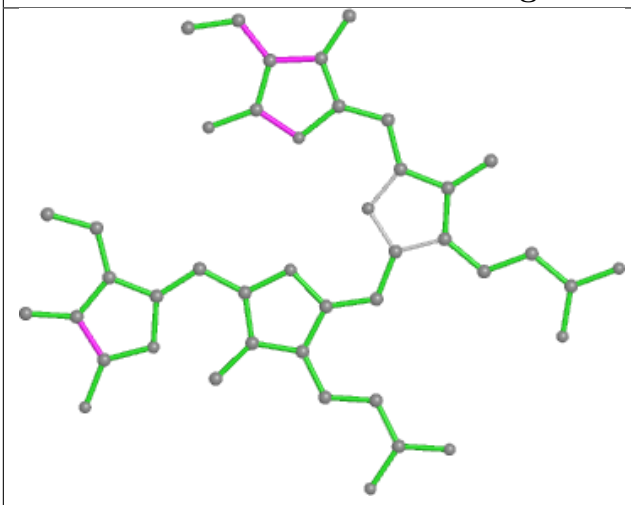

Bond lengths

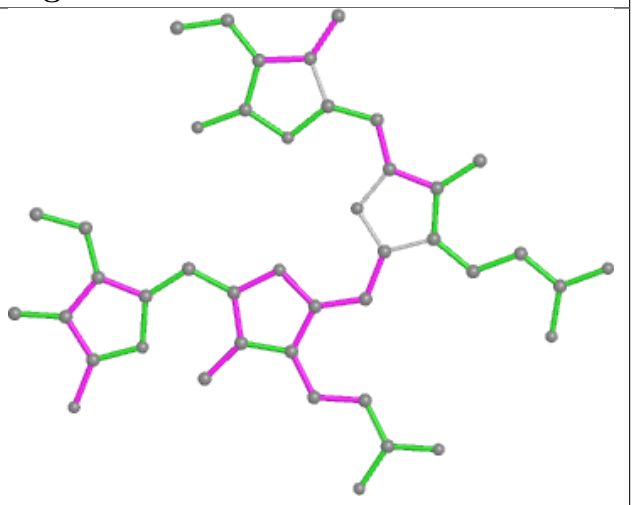

Bond angles

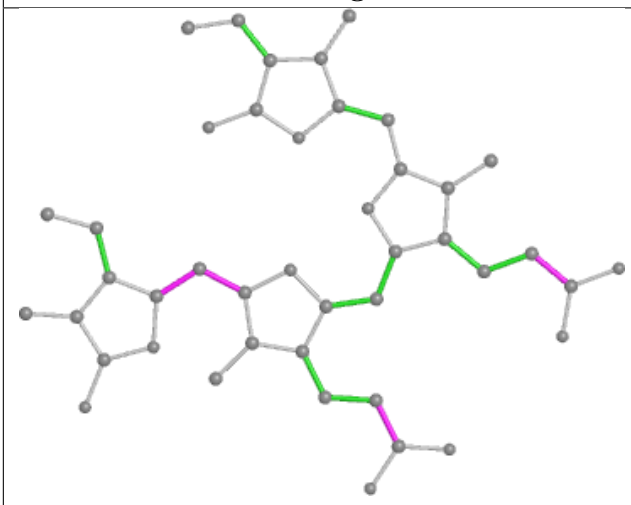

Torsions

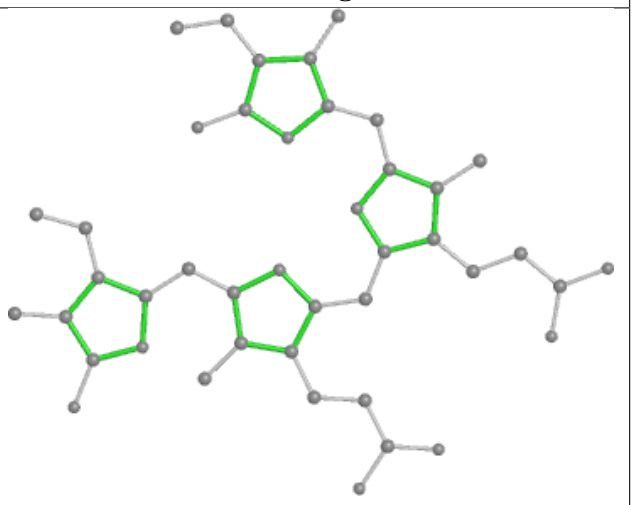

Rings

Ligand PEB a5 201

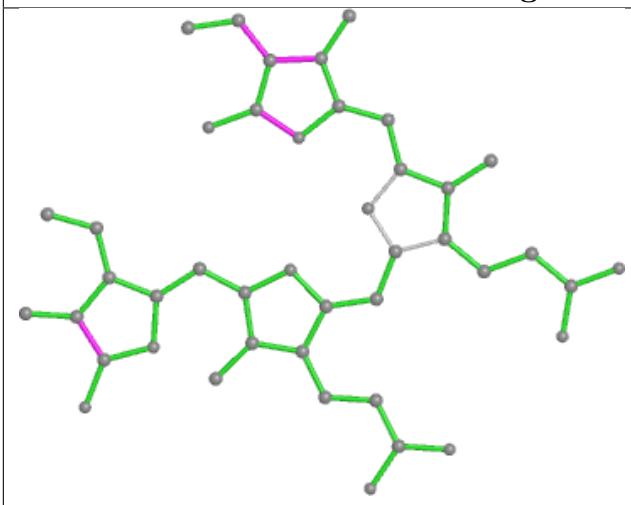

Bond lengths

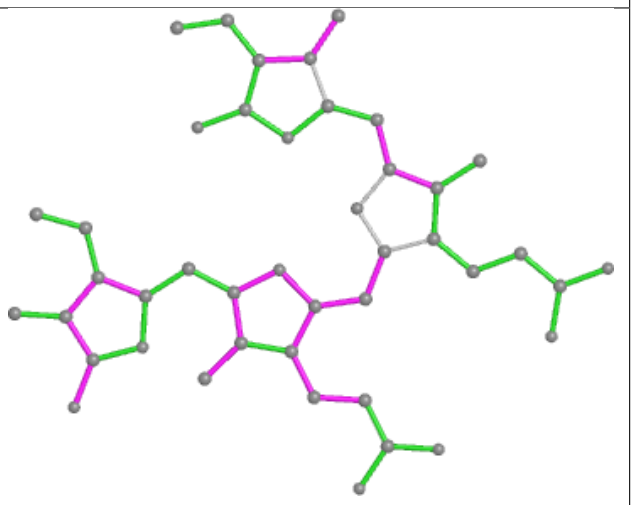

Bond angles

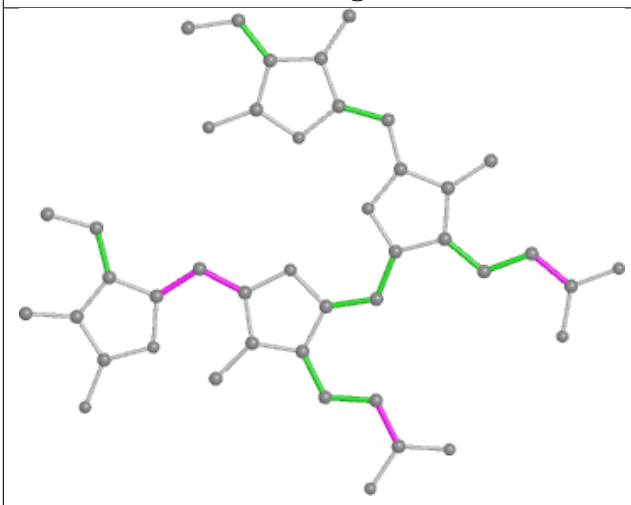

Torsions

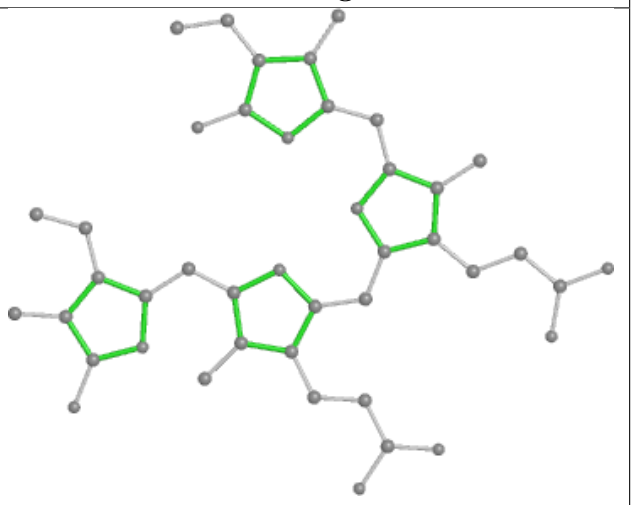

Rings

Ligand PEB gy 302

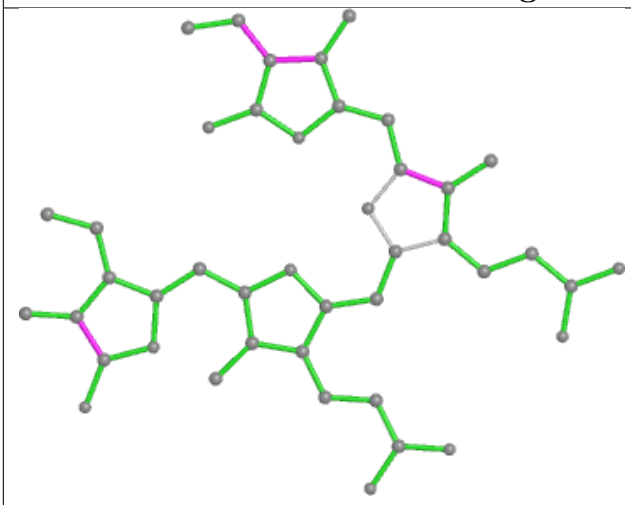

Bond lengths

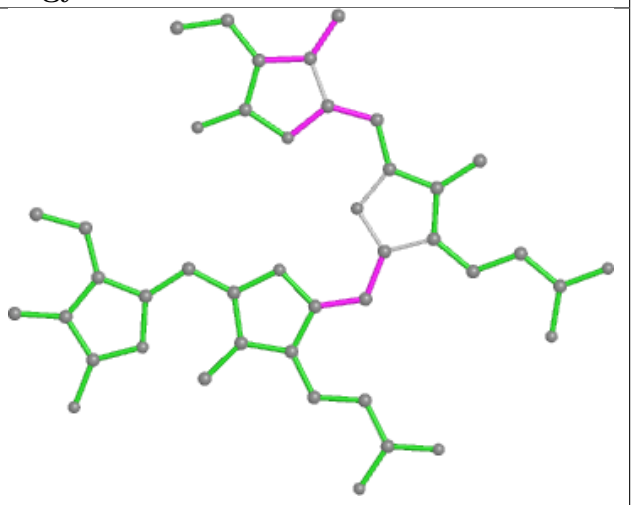

Bond angles

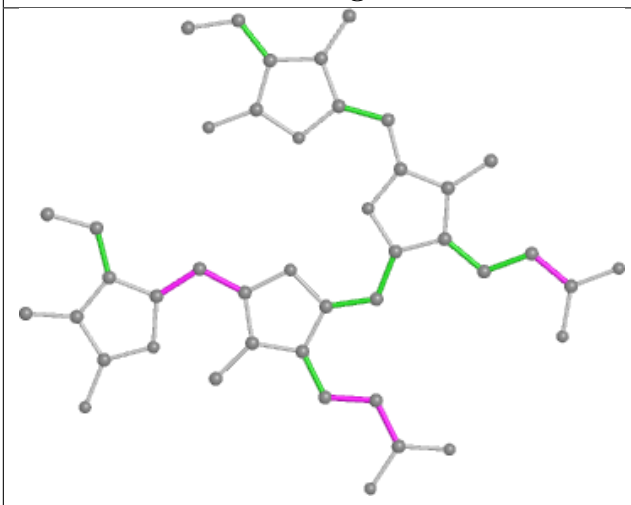

Torsions

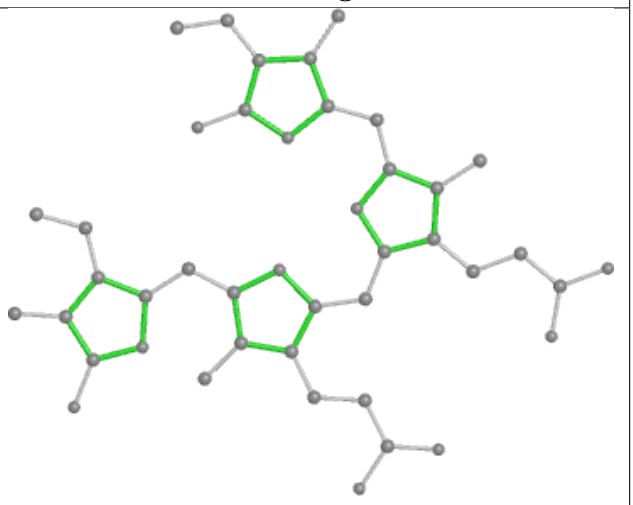

Rings

Ligand PUB G8 203

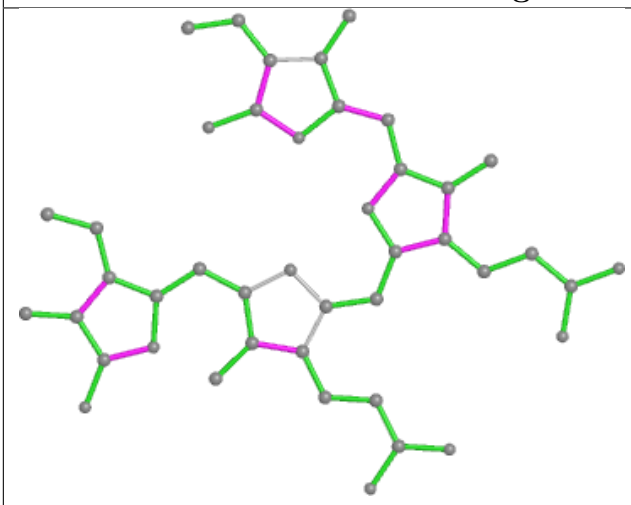

Bond lengths

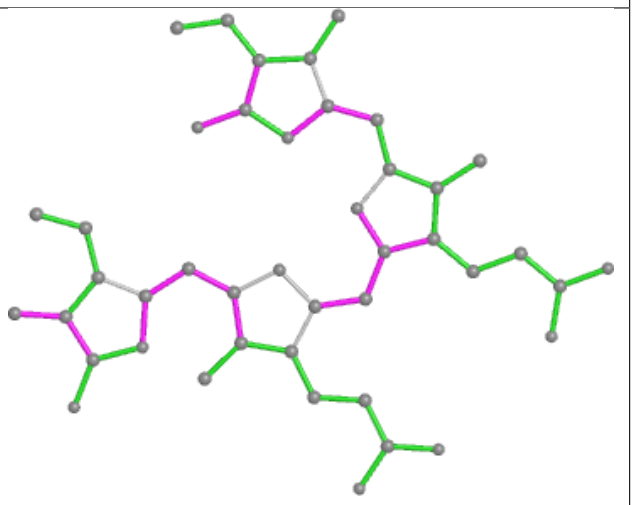

Bond angles

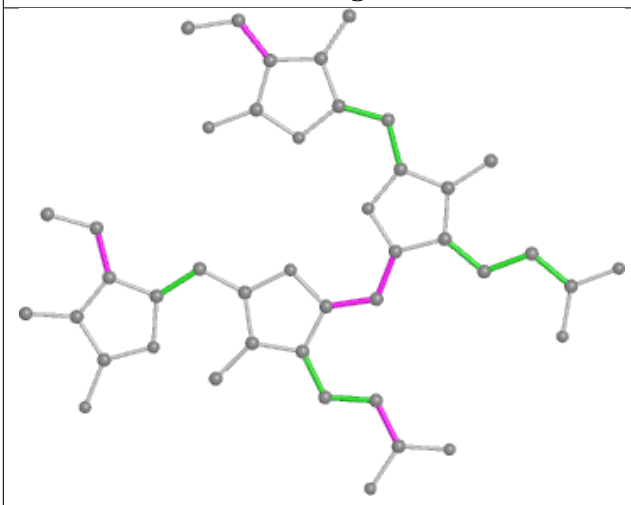

Torsions

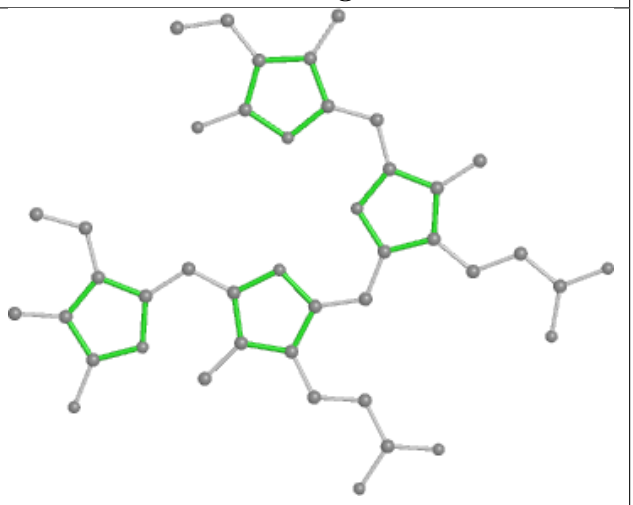

Rings

Ligand PUB R7 203

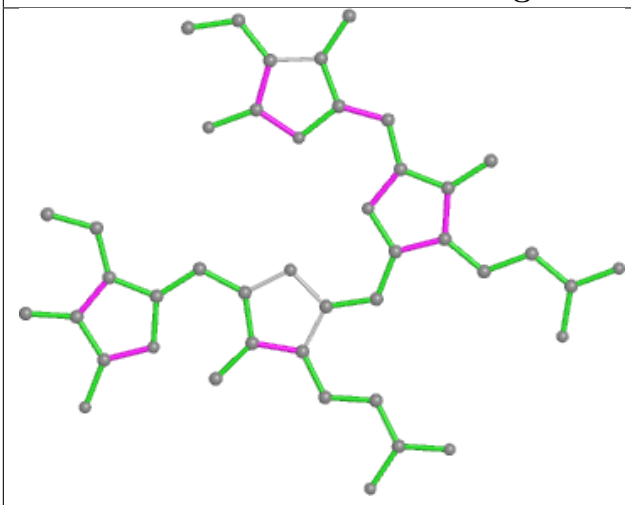

Bond lengths

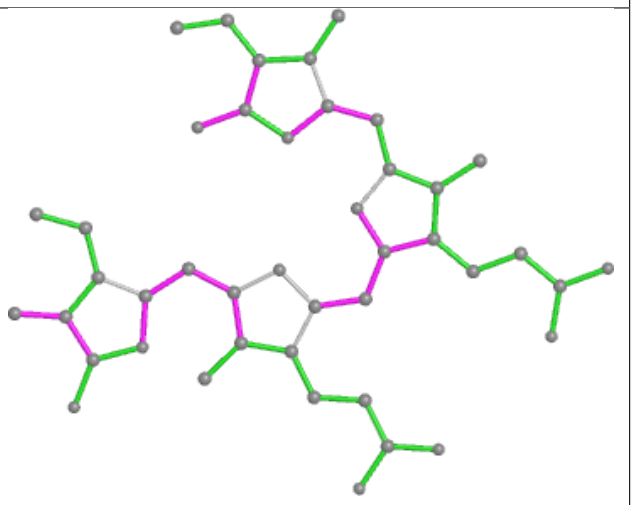

Bond angles

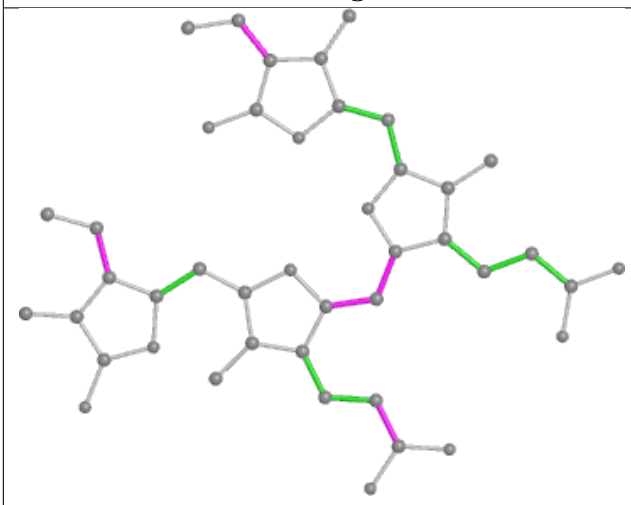

Torsions

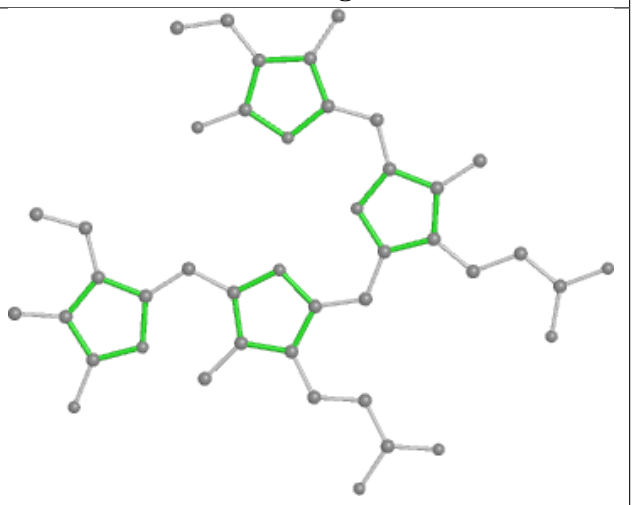

Rings

Ligand PEB B4 202

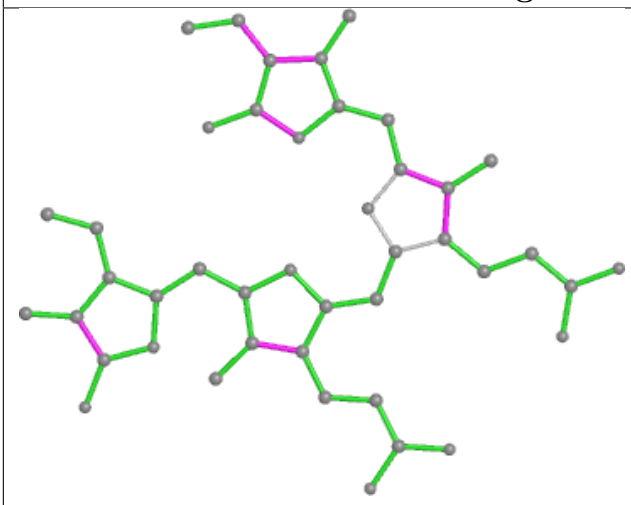

Bond lengths

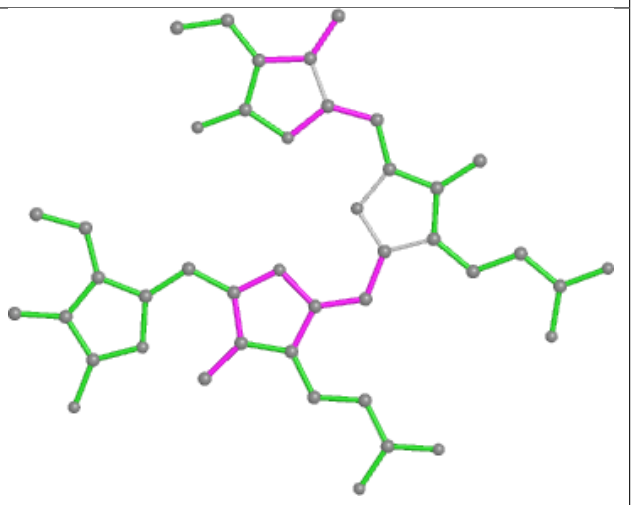

Bond angles

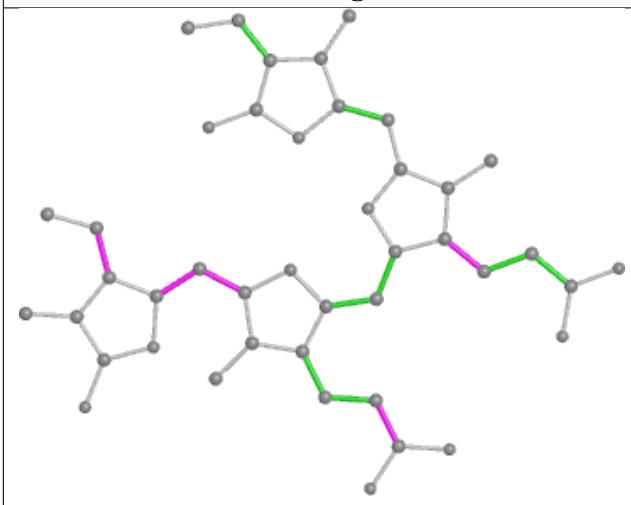

Torsions

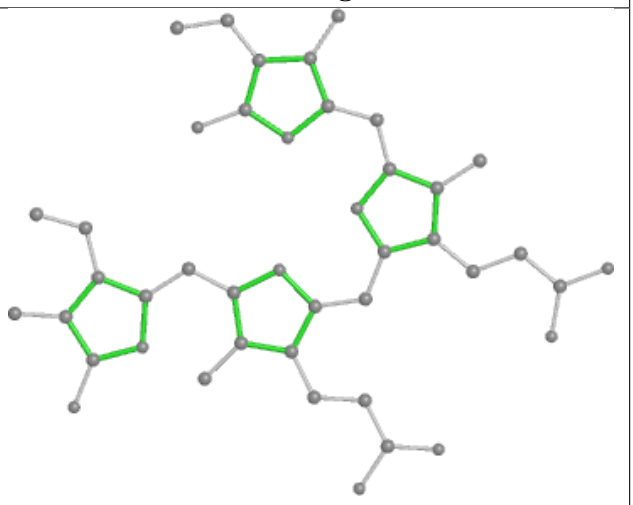

Rings

Ligand PEB eh 201

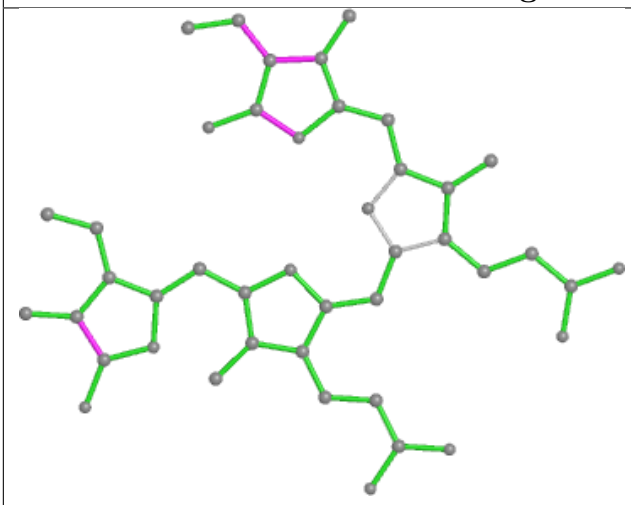

Bond lengths

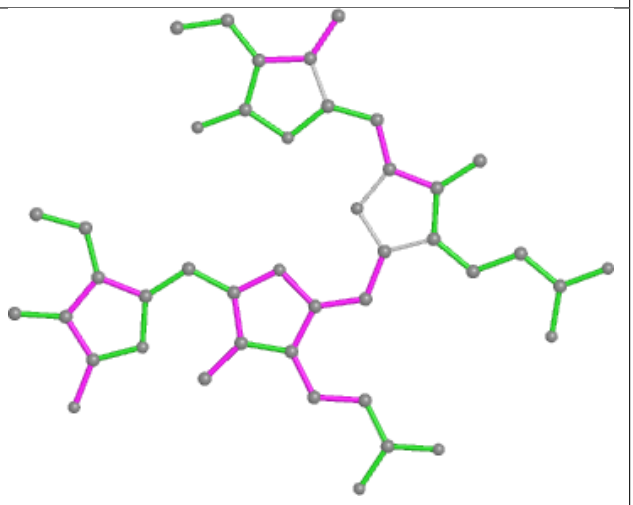

Bond angles

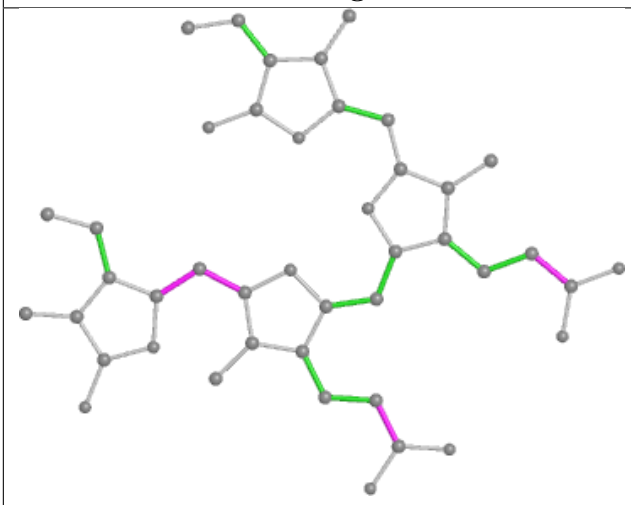

Torsions

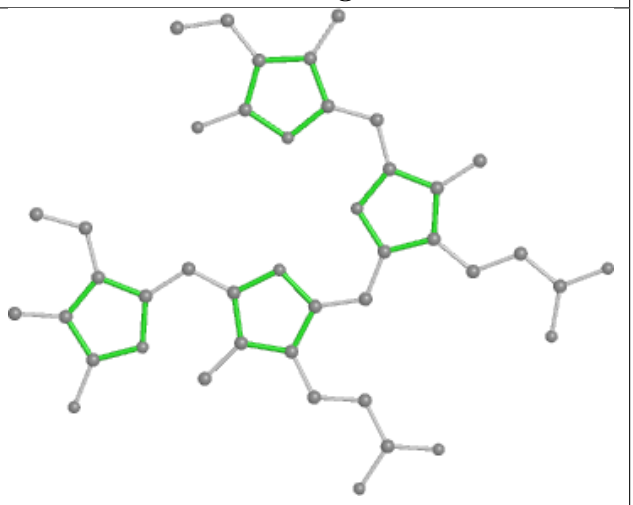

Rings

Ligand PEB fm 201

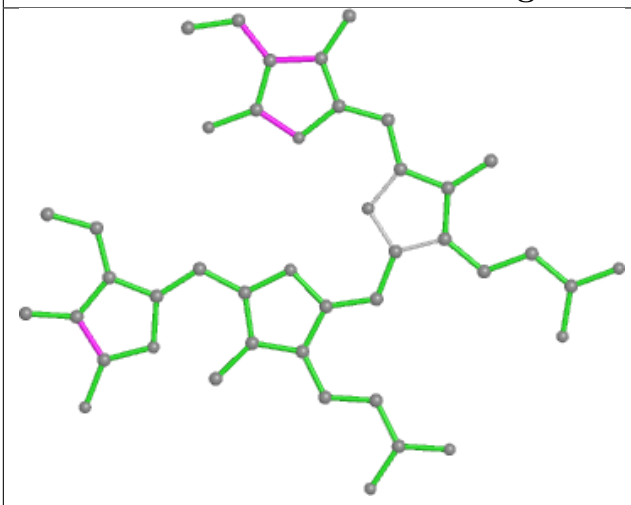

Bond lengths

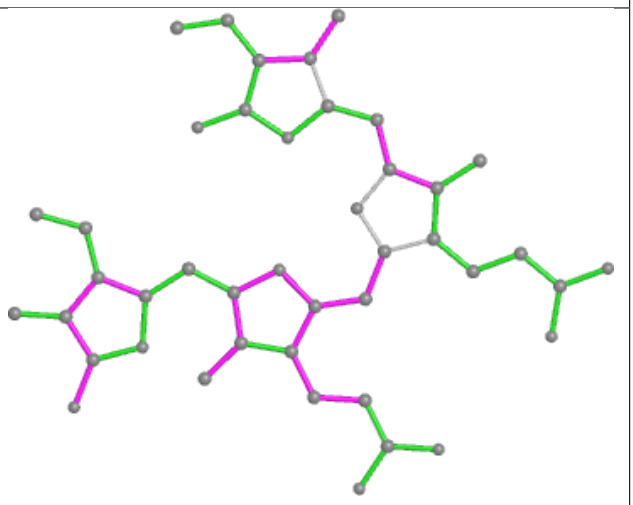

Bond angles

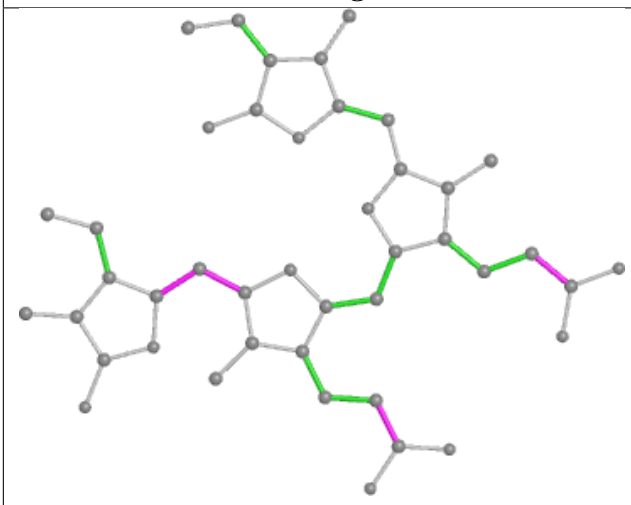

Torsions

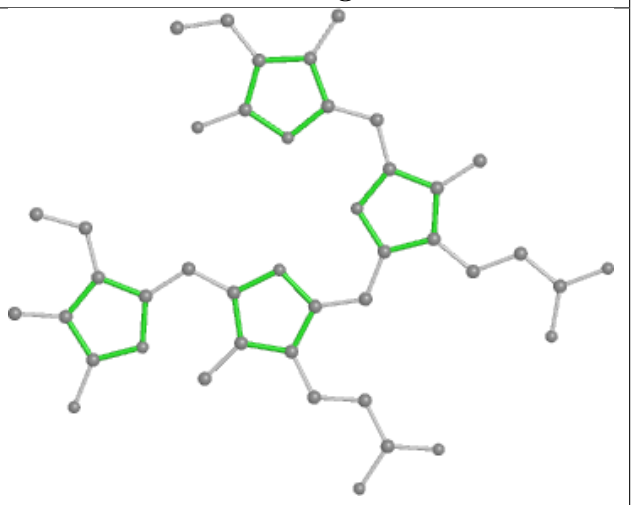

Rings

Ligand PEB fv 202

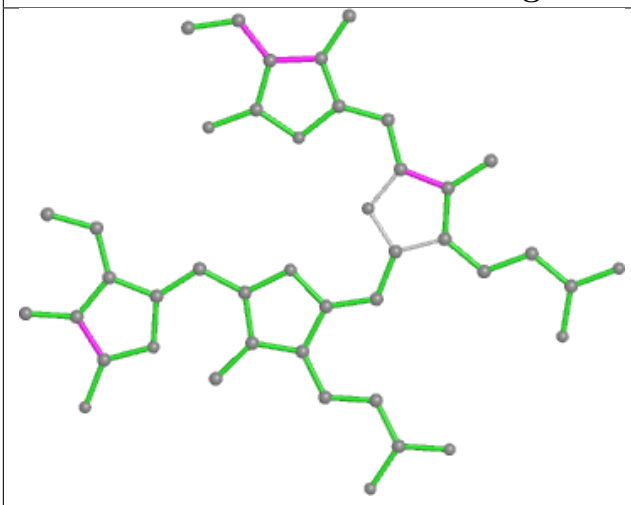

Bond lengths

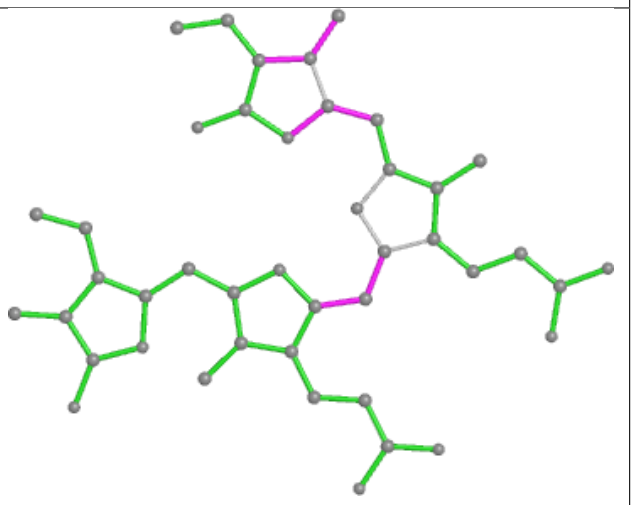

Bond angles

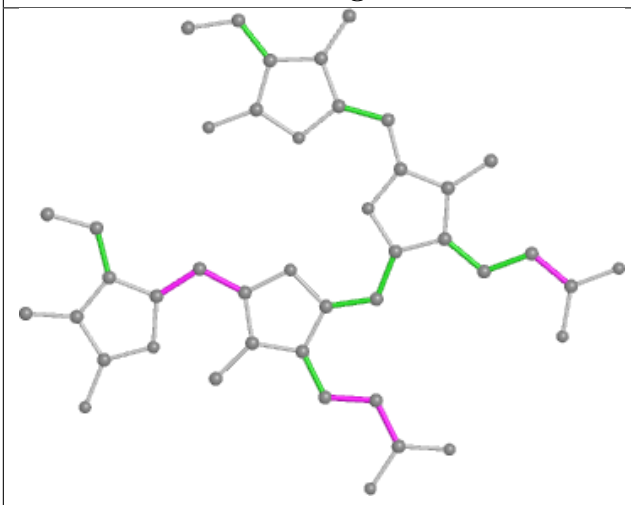

Torsions

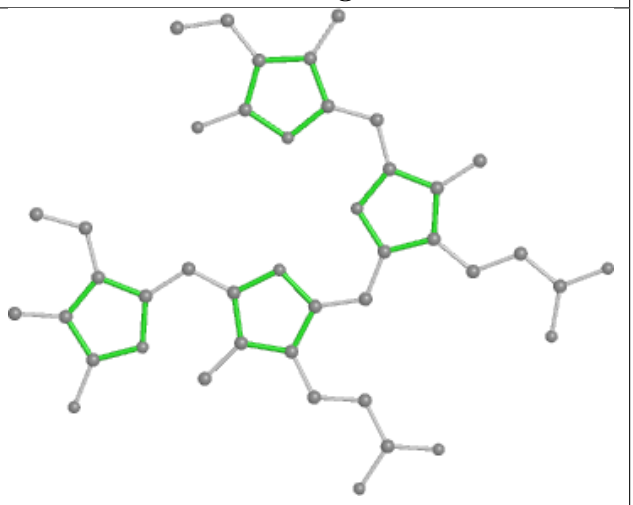

Rings

Ligand PVN c9 303

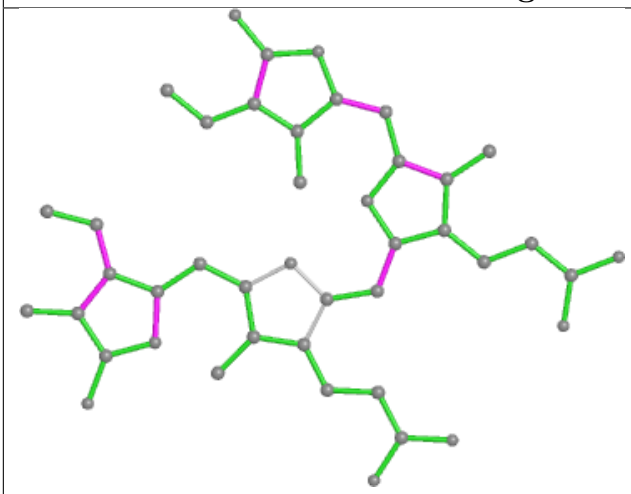

Bond lengths

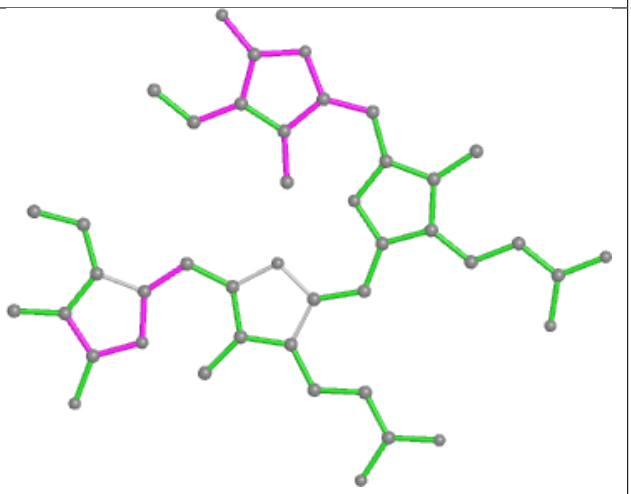

Bond angles

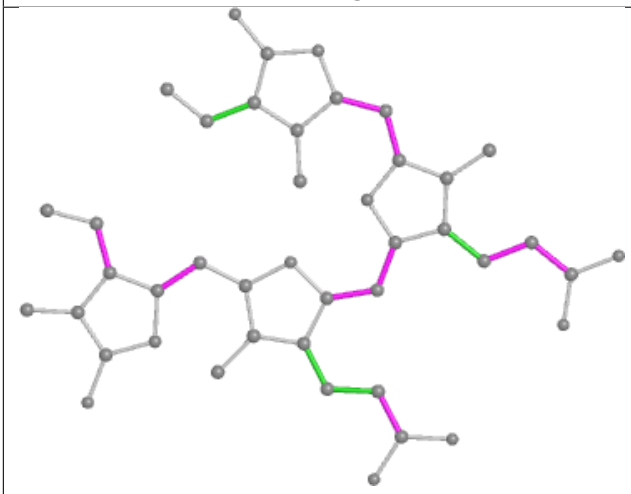

Torsions

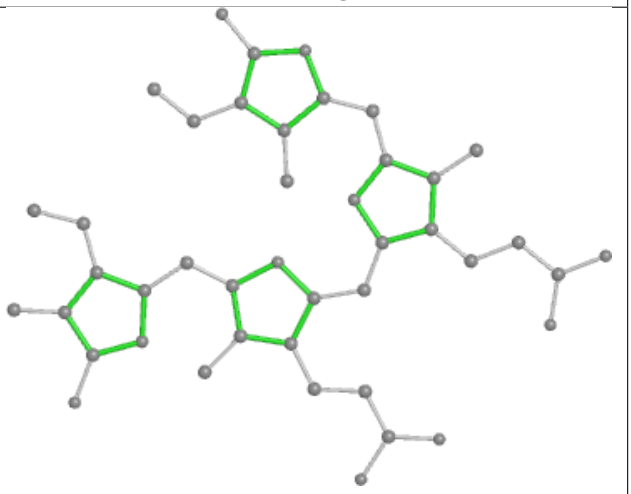

Rings

Ligand PEB dg 202

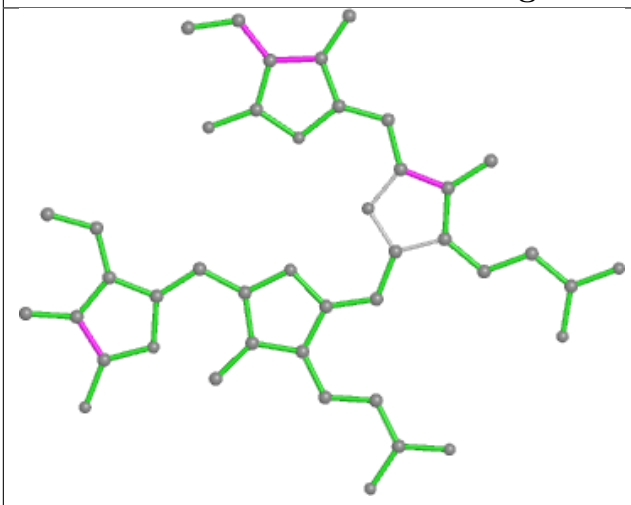

Bond lengths

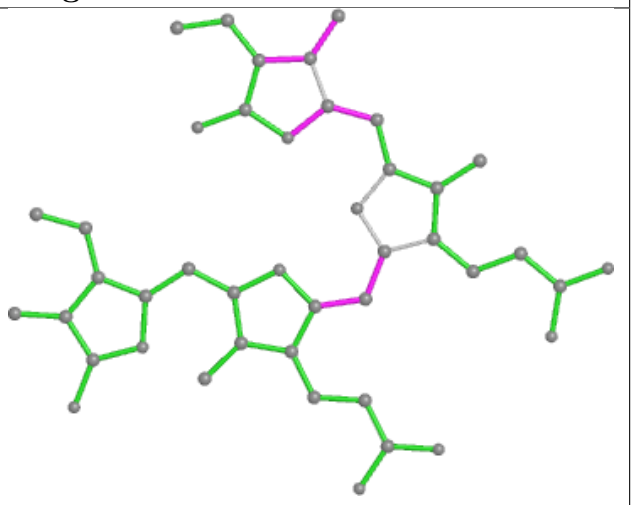

Bond angles

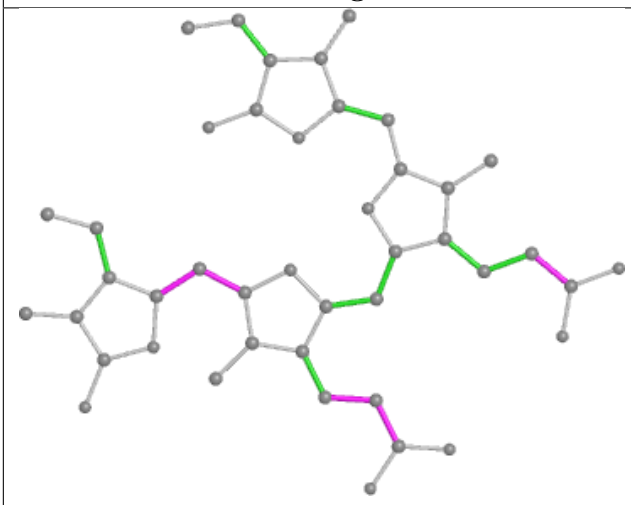

Torsions

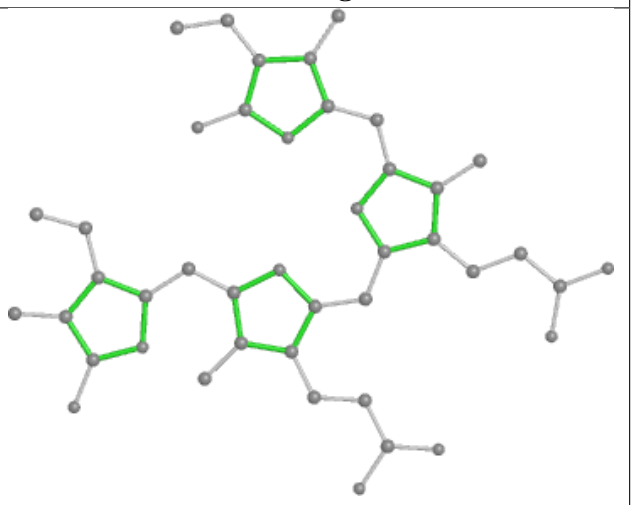

Rings

Ligand PUB ep 203

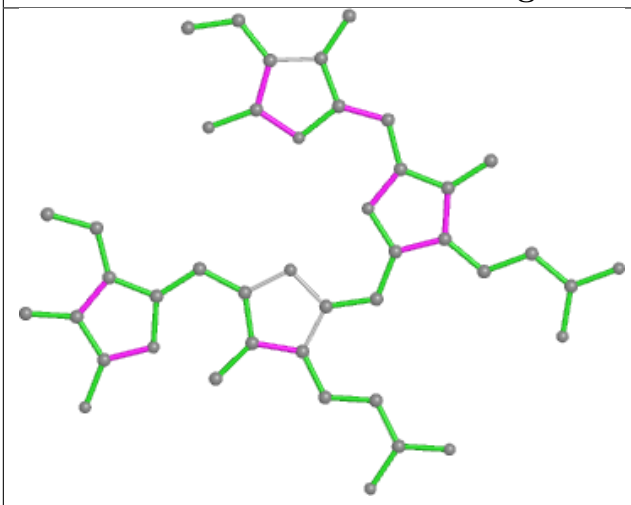

Bond lengths

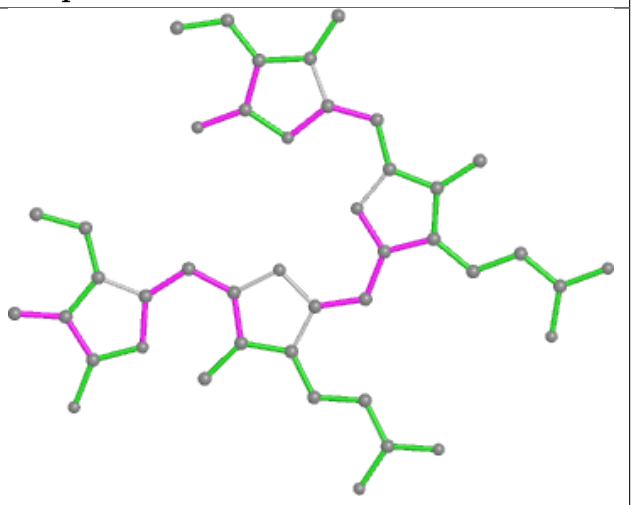

Bond angles

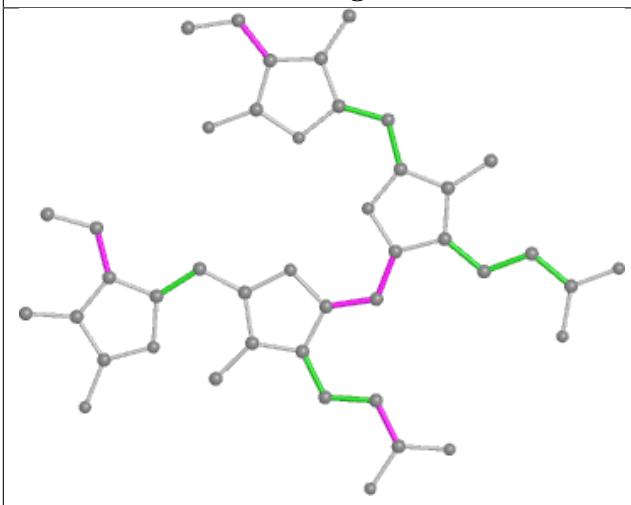

Torsions

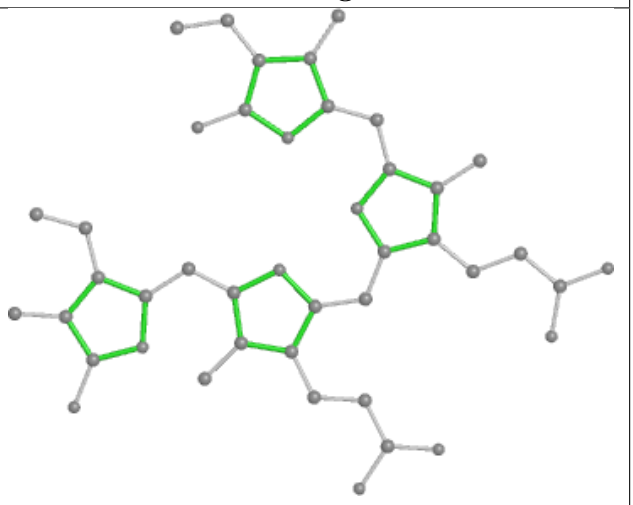

Rings

Ligand PEB jJ 1002

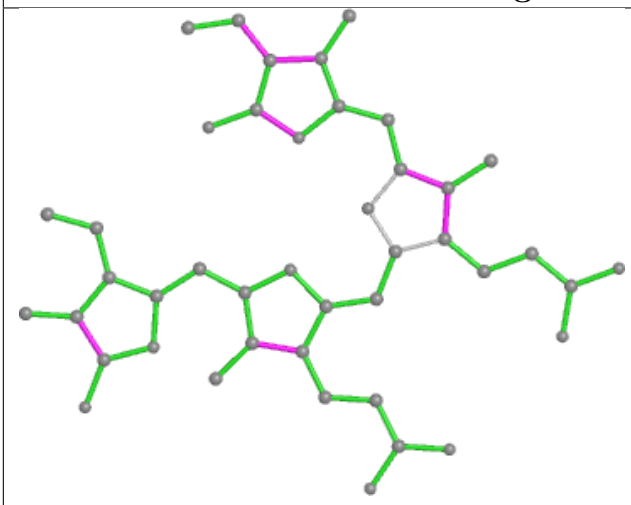

Bond lengths

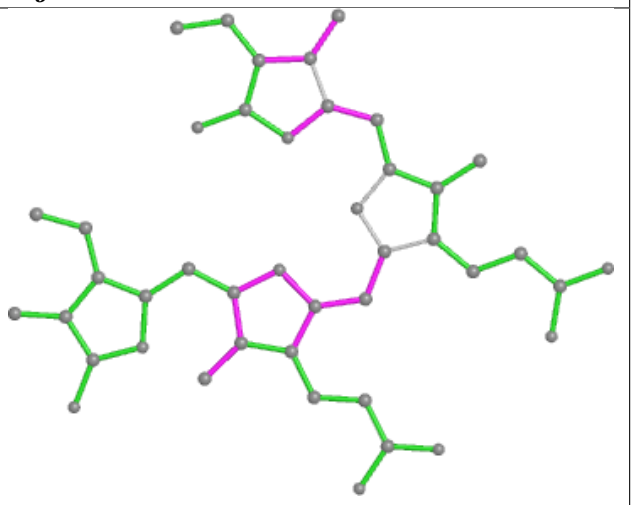

Bond angles

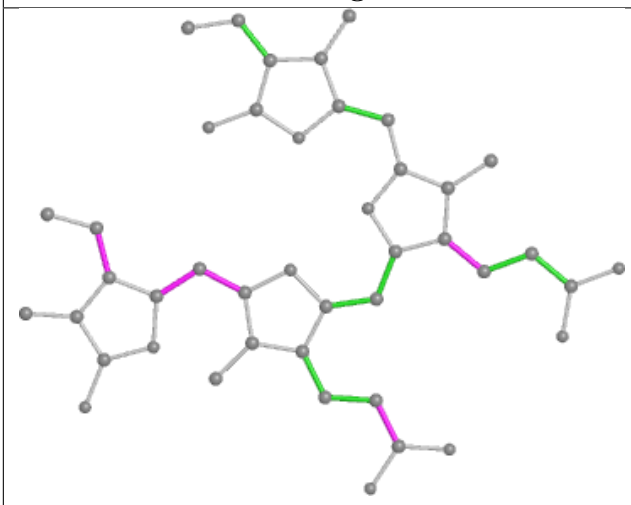

Torsions

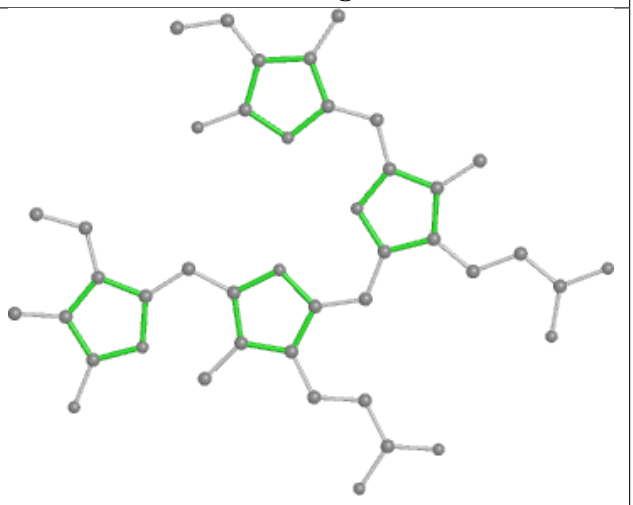

Rings

Ligand PEB y5 1001

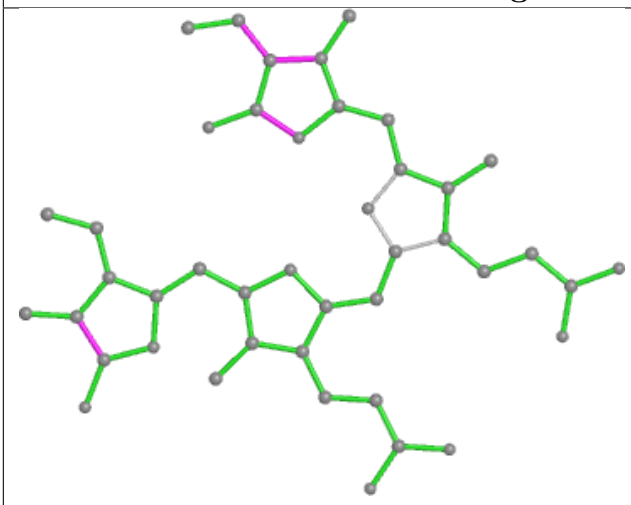

Bond lengths

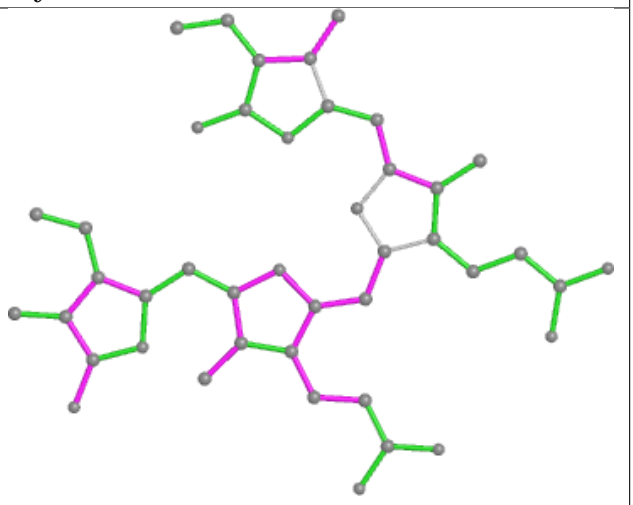

Bond angles

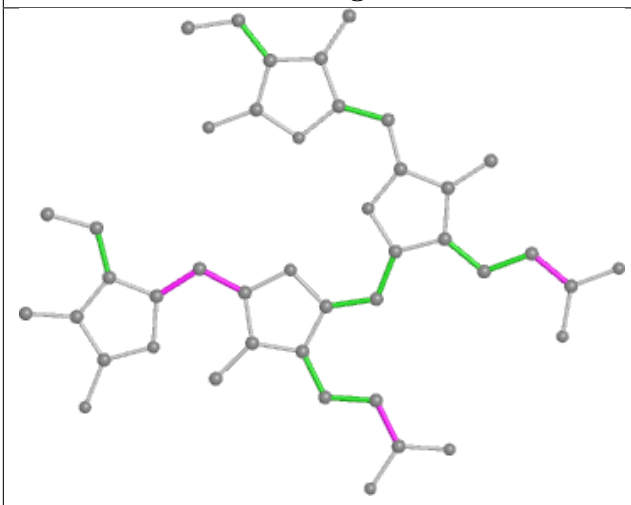

Torsions

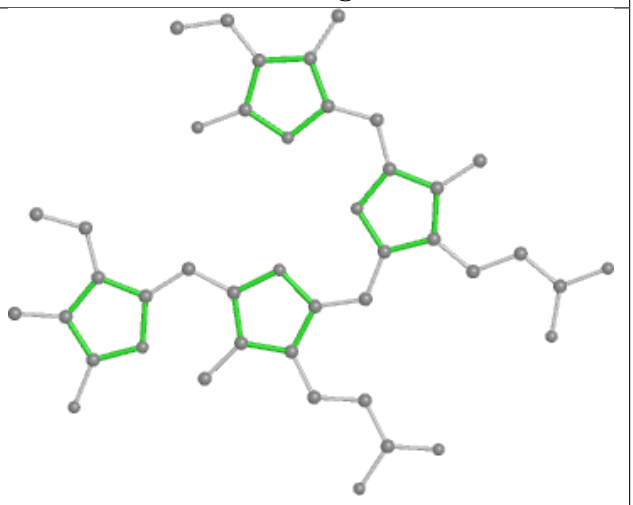

Rings

Ligand PVN b9 405

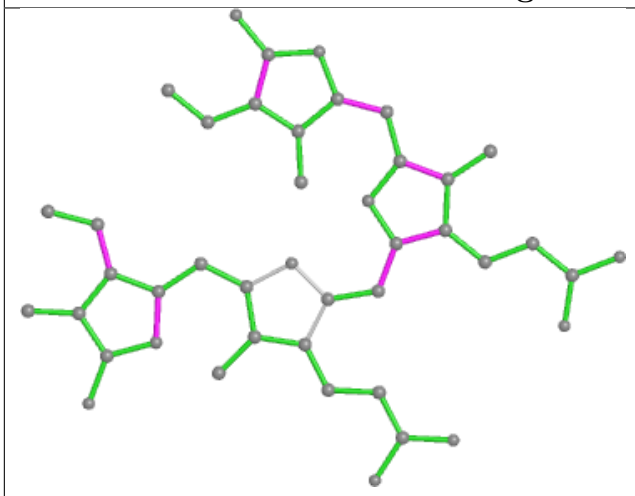

Bond lengths

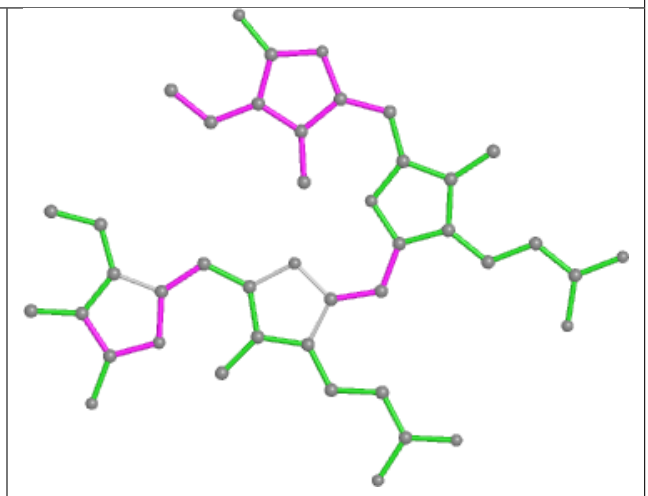

Bond angles

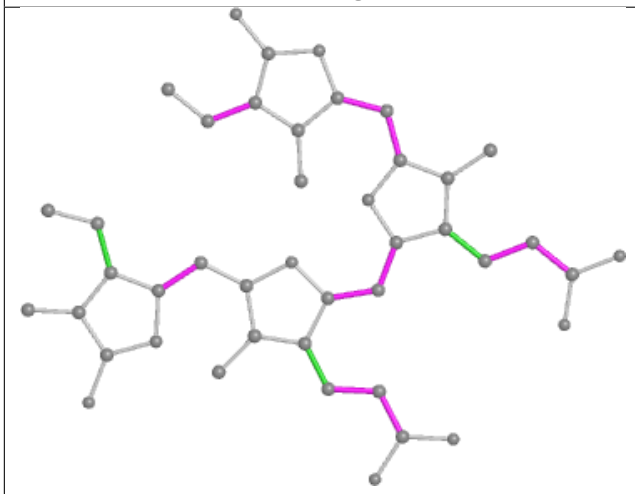

Torsions

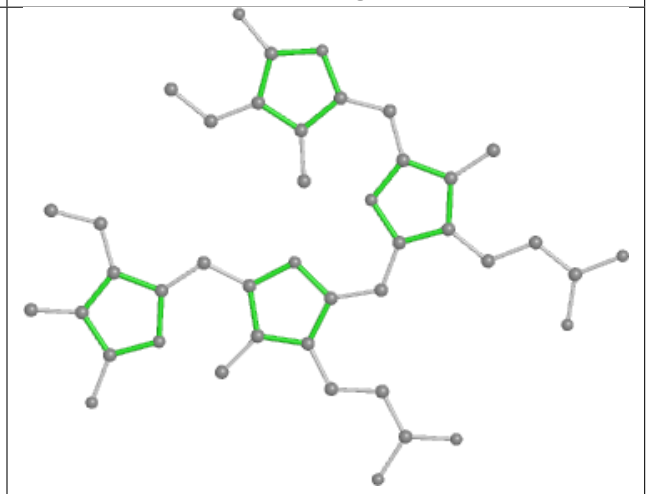

Rings

Ligand PUB T9 203

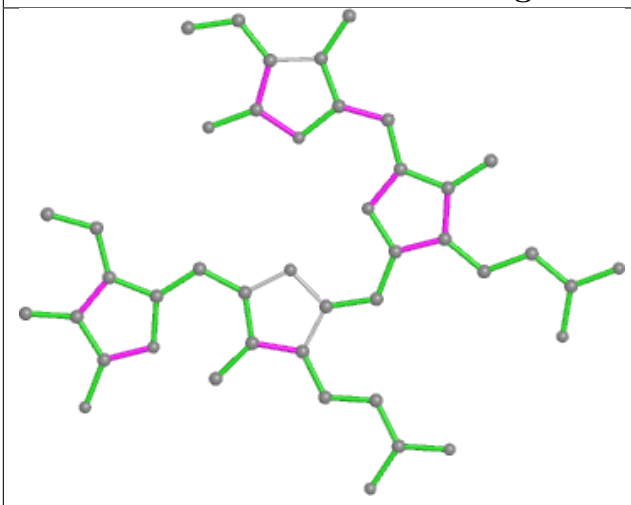

Bond lengths

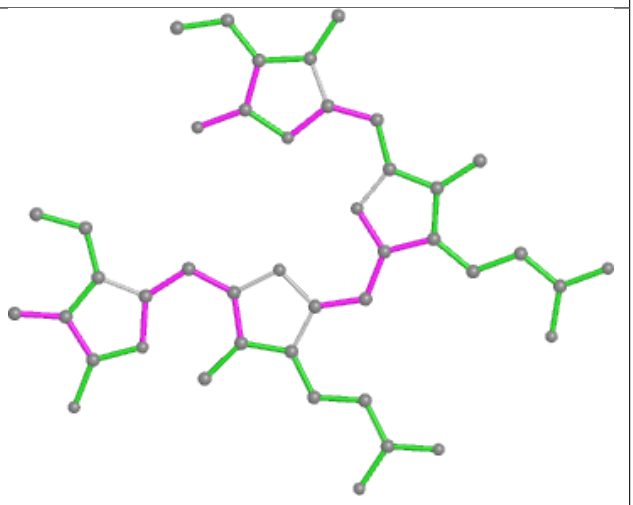

Bond angles

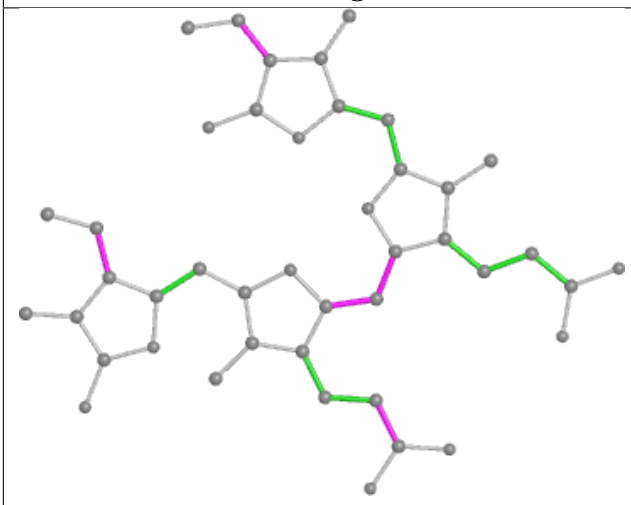

Torsions

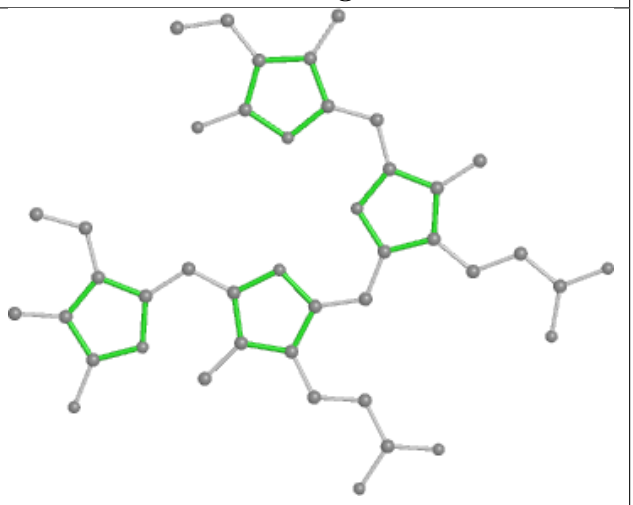

Rings

Ligand PEB x4 201

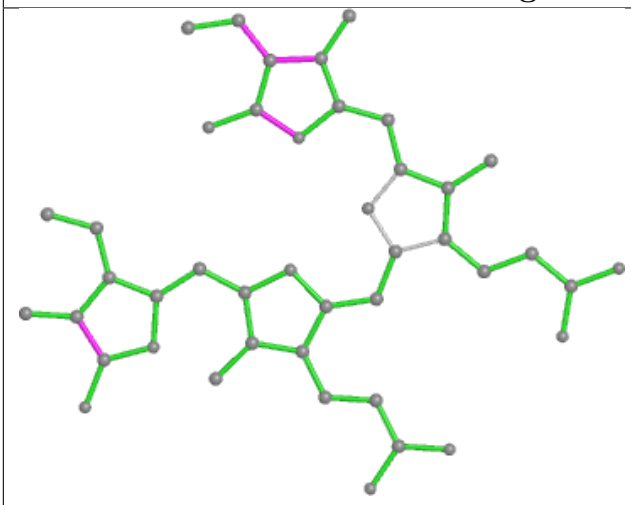

Bond lengths

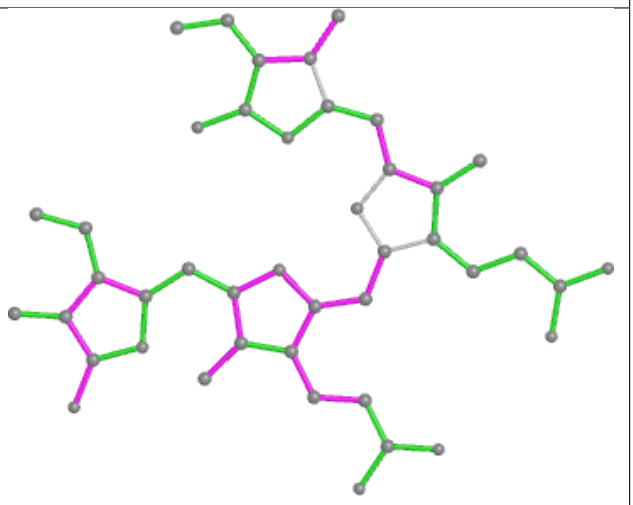

Bond angles

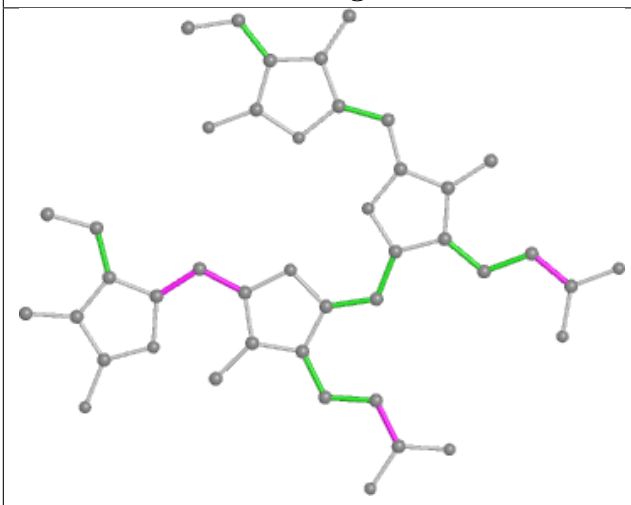

Torsions

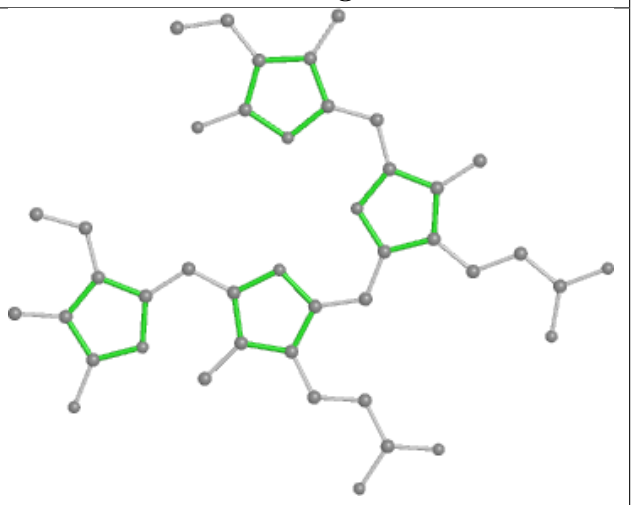

Rings

Ligand PEB iC 1001

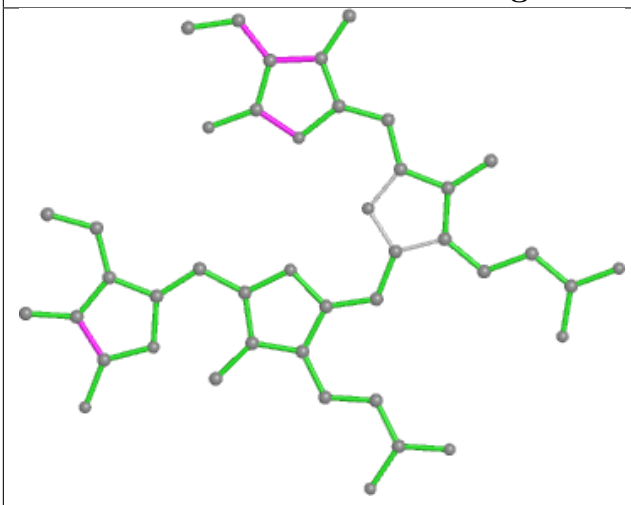

Bond lengths

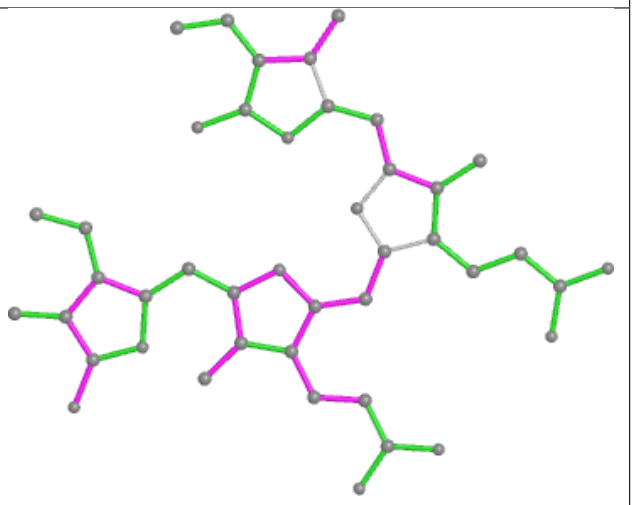

Bond angles

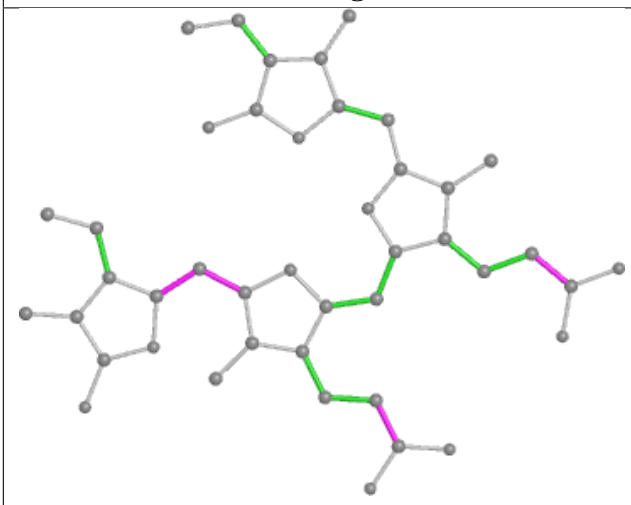

Torsions

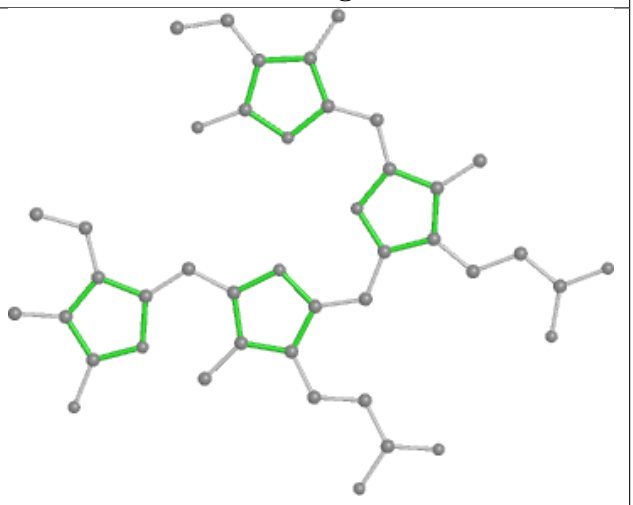

Rings

Ligand PEB gc 201

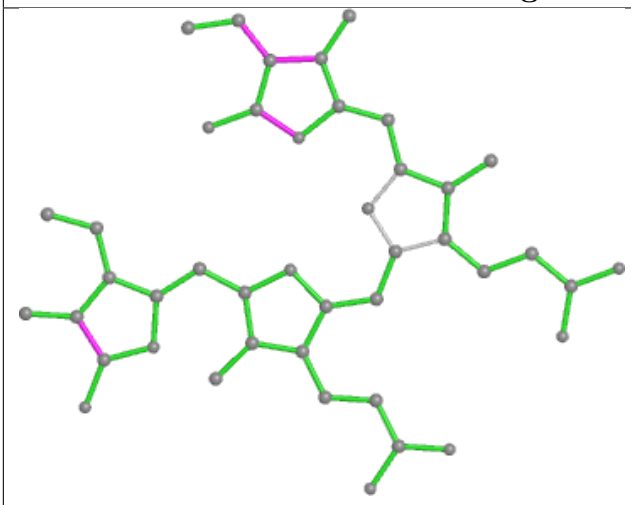

Bond lengths

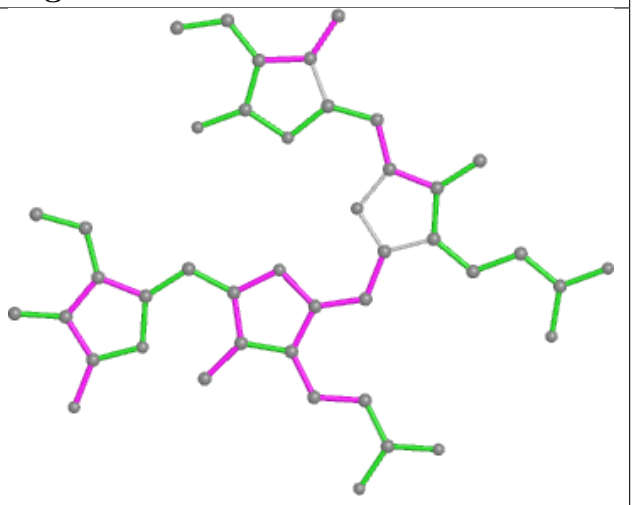

Bond angles

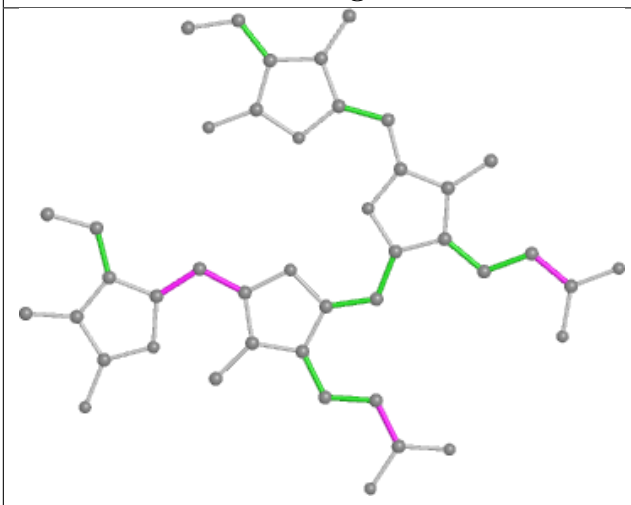

Torsions

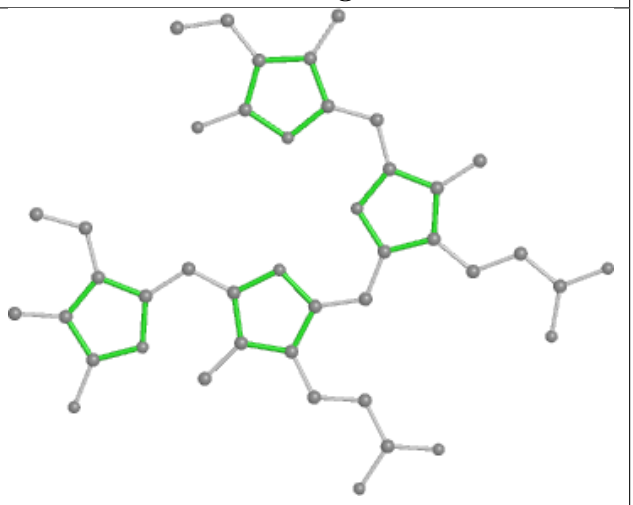

Rings

Ligand PEB ey 1001

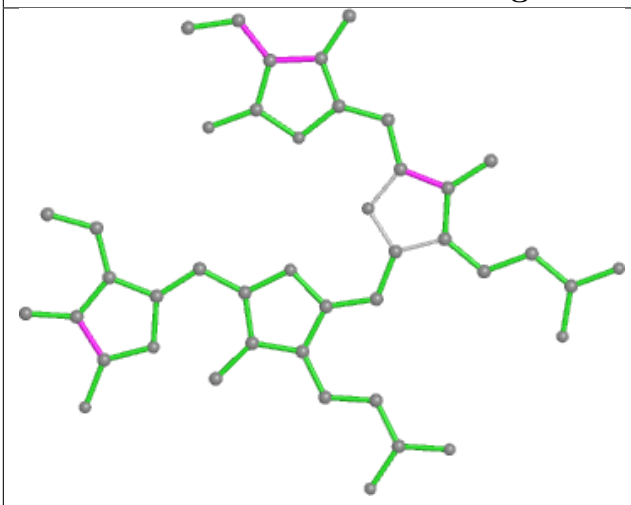

Bond lengths

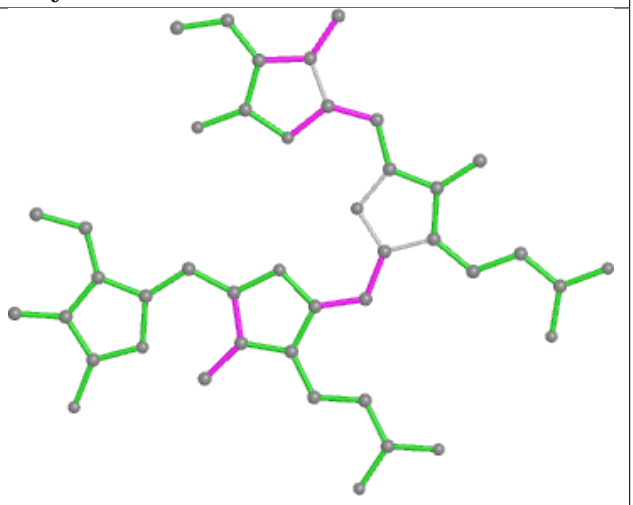

Bond angles

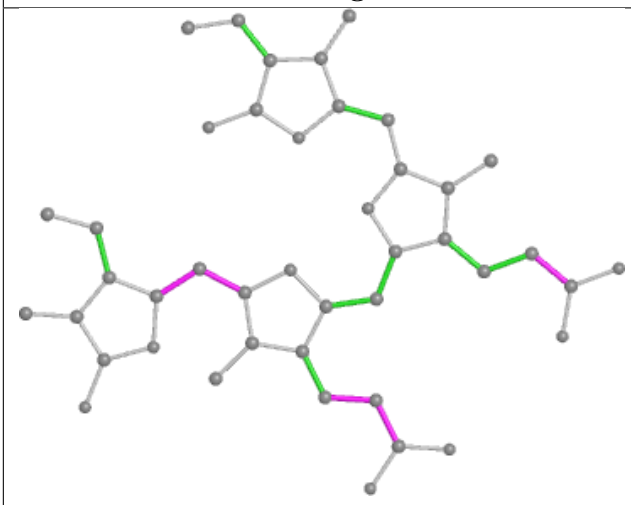

Torsions

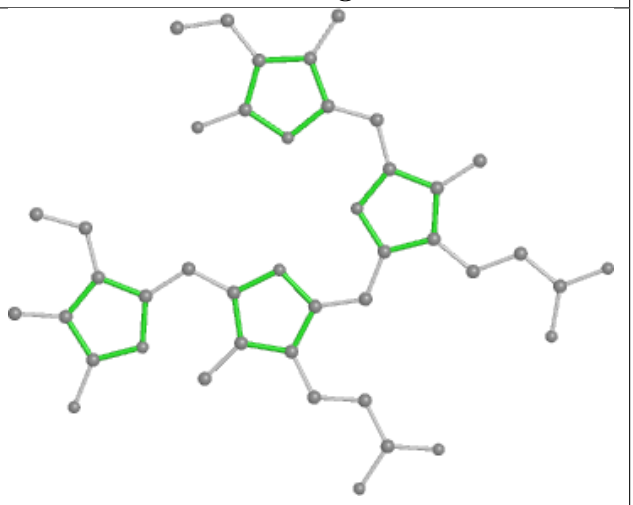

Rings

Ligand PEB ld 202

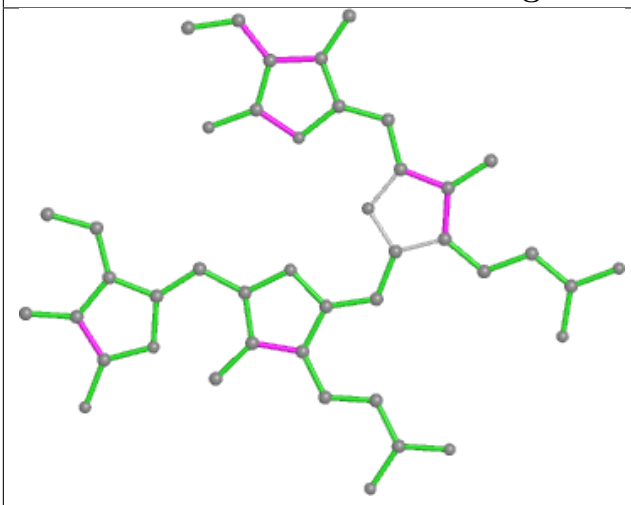

Bond lengths

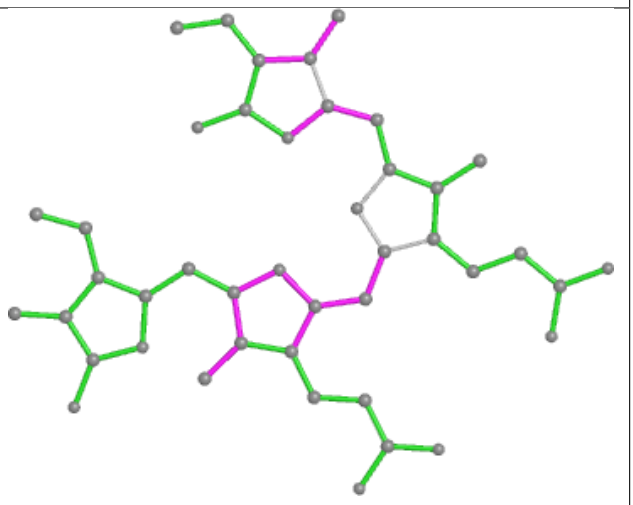

Bond angles

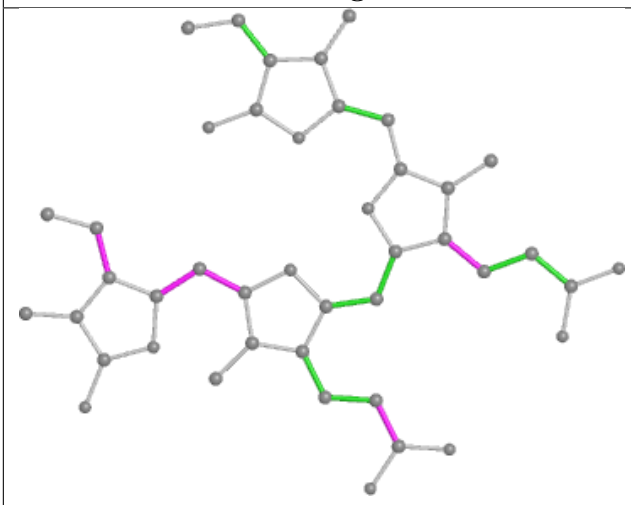

Torsions

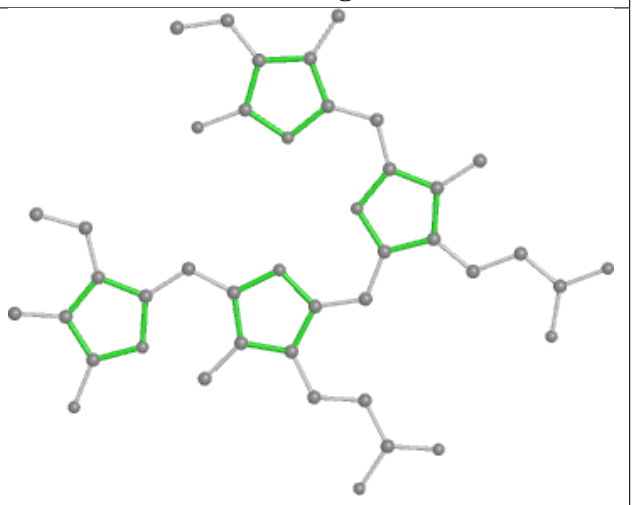

Rings

Ligand PEB ez 1002

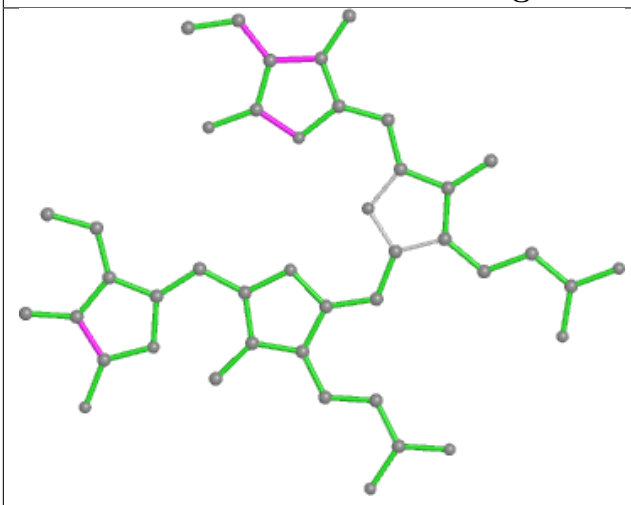

Bond lengths

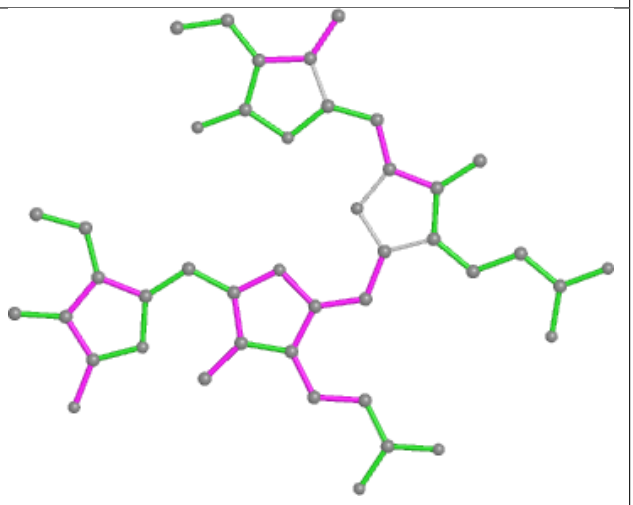

Bond angles

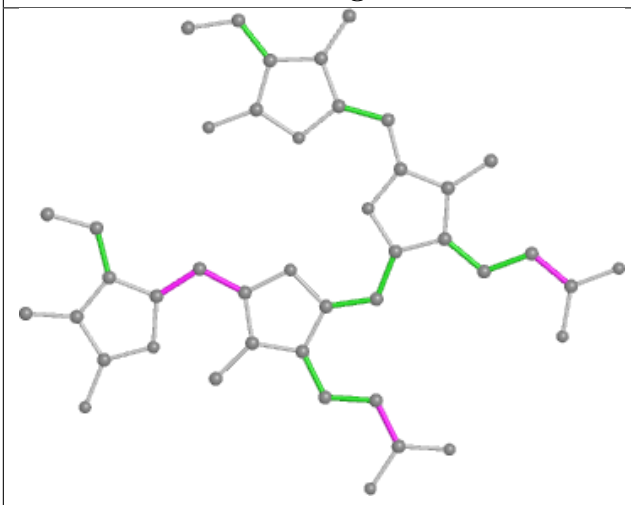

Torsions

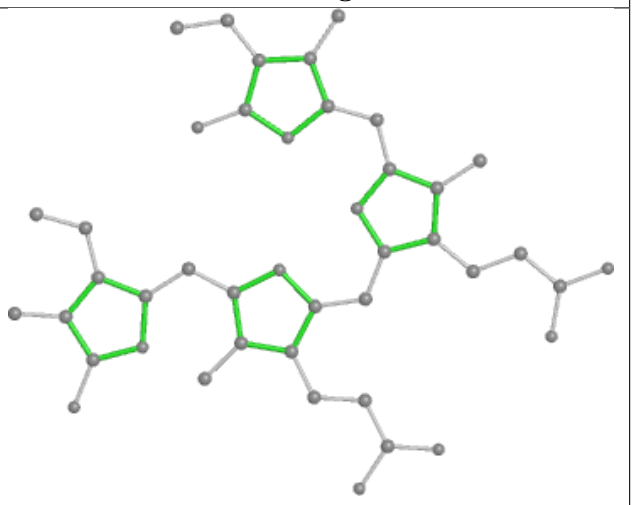

Rings

Ligand PEB hZ 402

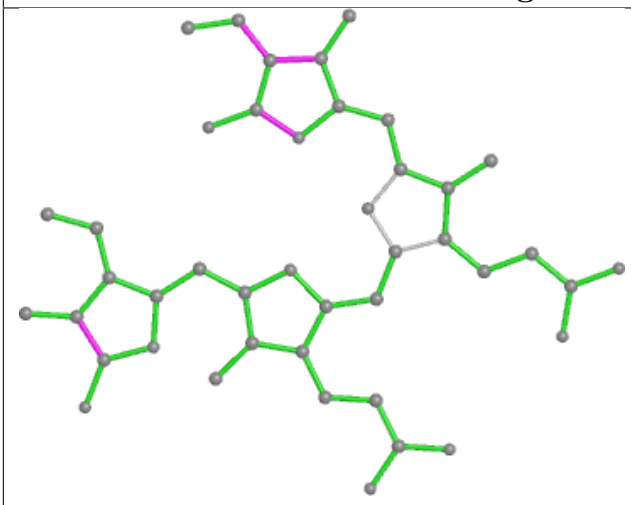

Bond lengths

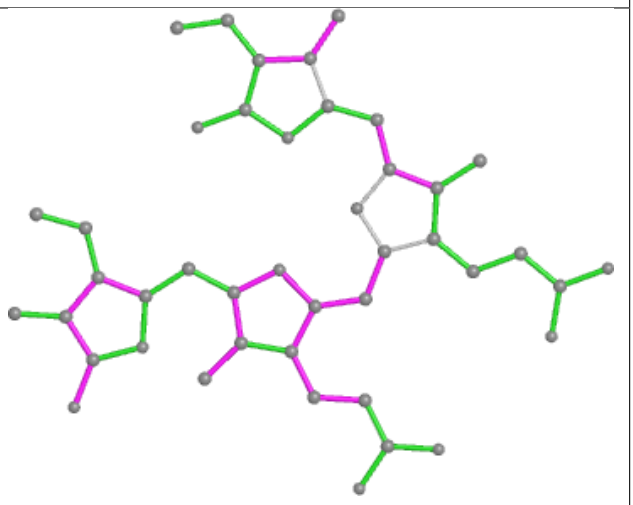

Bond angles

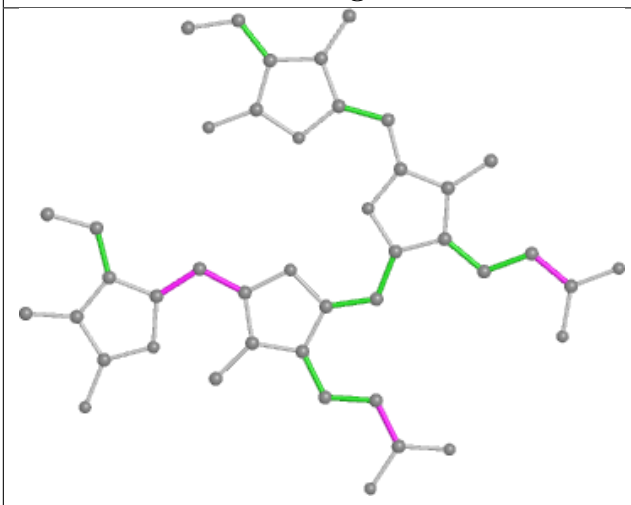

Torsions

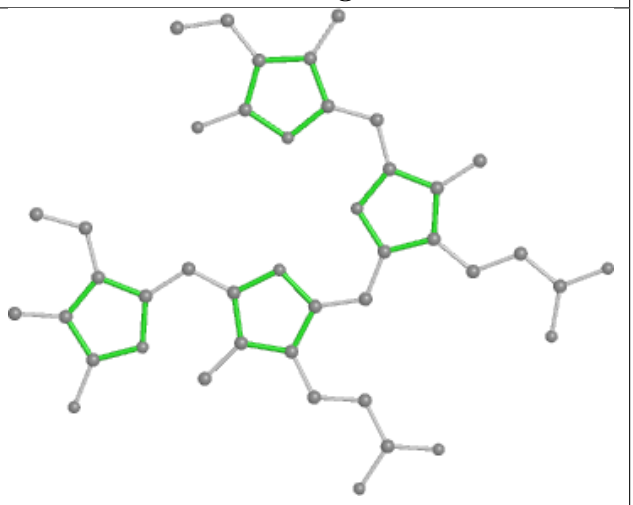

Rings

Ligand PEB Y2 201

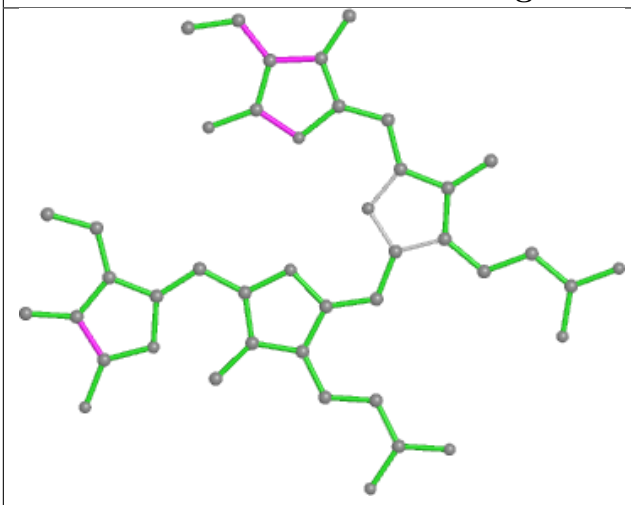

Bond lengths

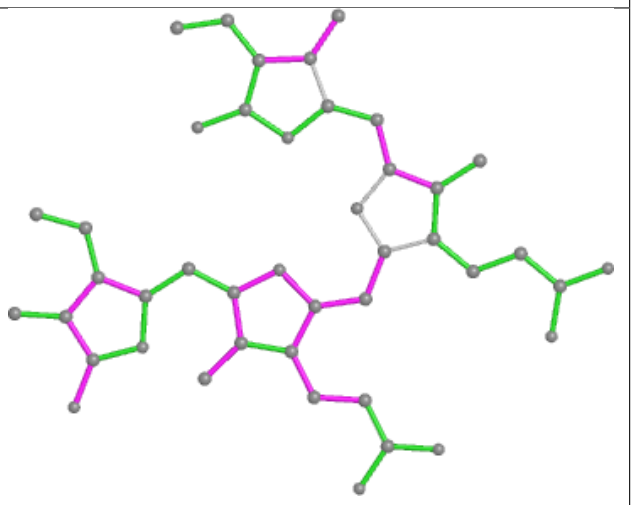

Bond angles

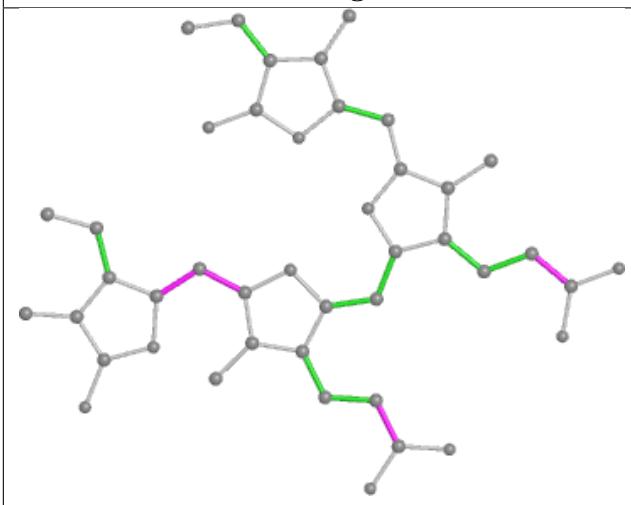

Torsions

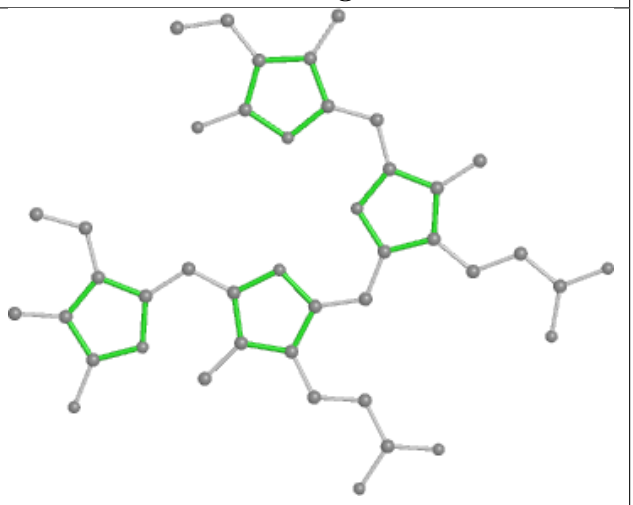

Rings

Ligand PUB y6 204

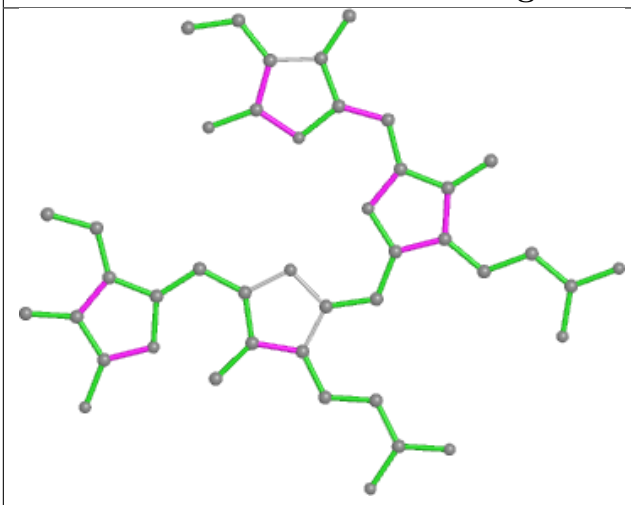

Bond lengths

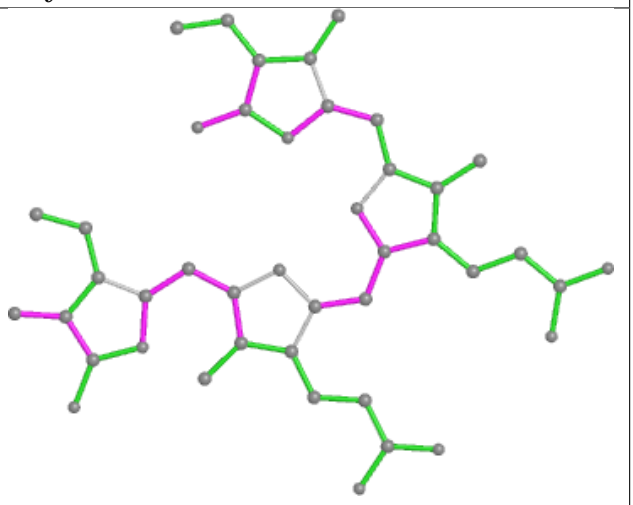

Bond angles

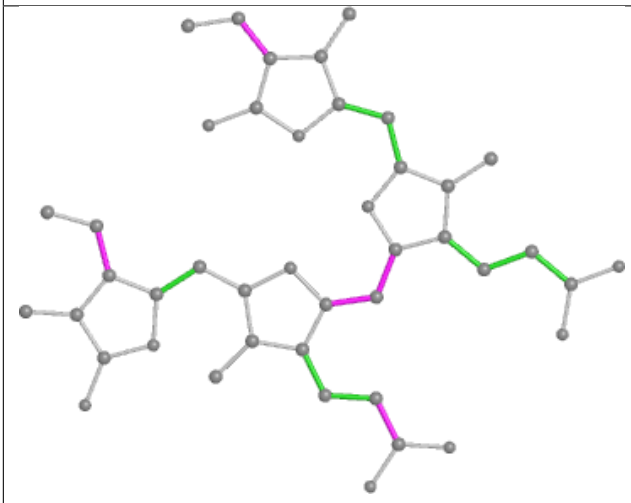

Torsions

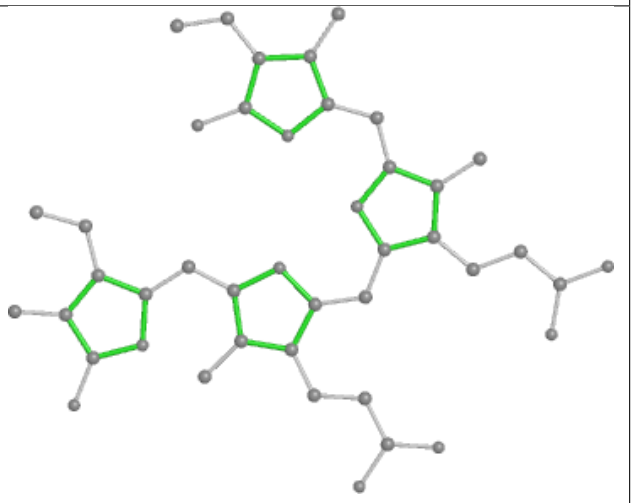

Rings

Ligand PEB aU 202

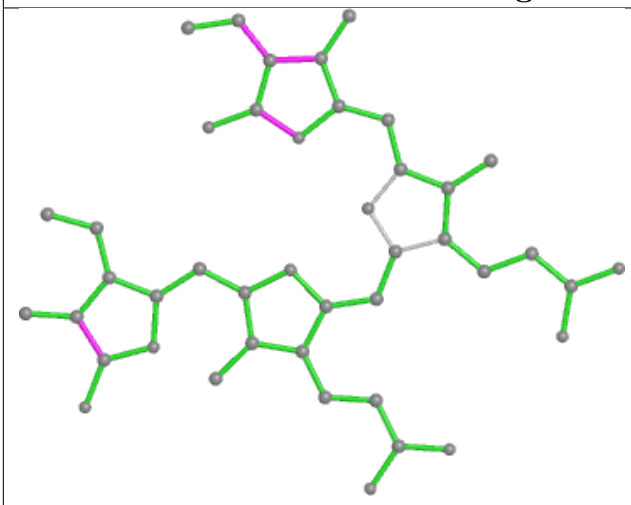

Bond lengths

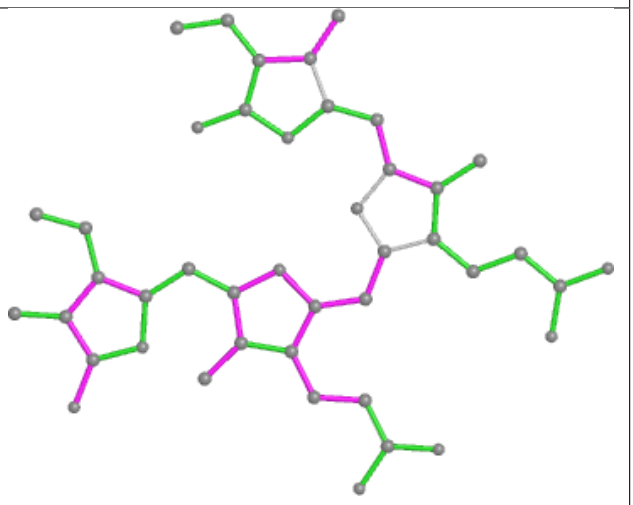

Bond angles

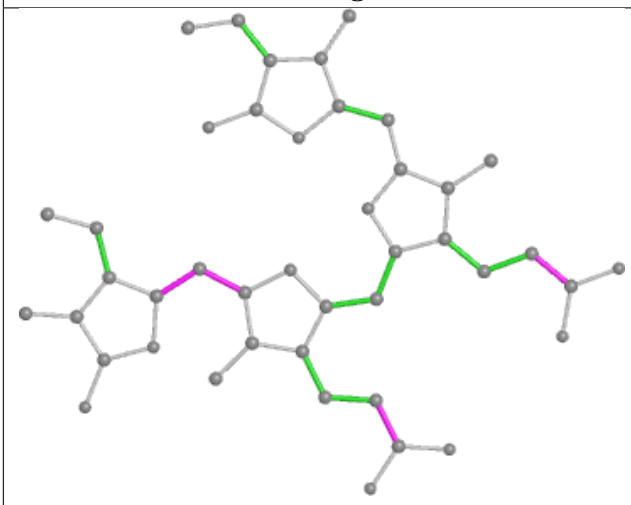

Torsions

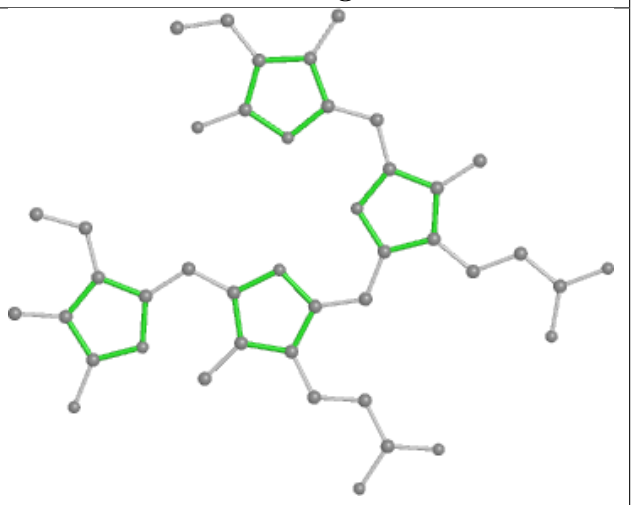

Rings

Ligand PEB g6 201

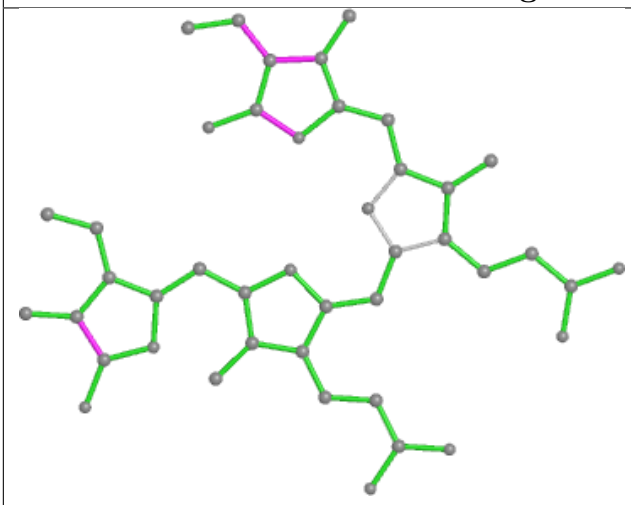

Bond lengths

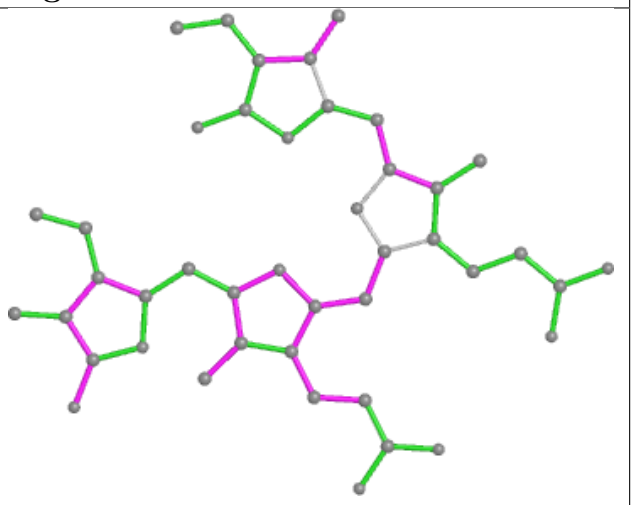

Bond angles

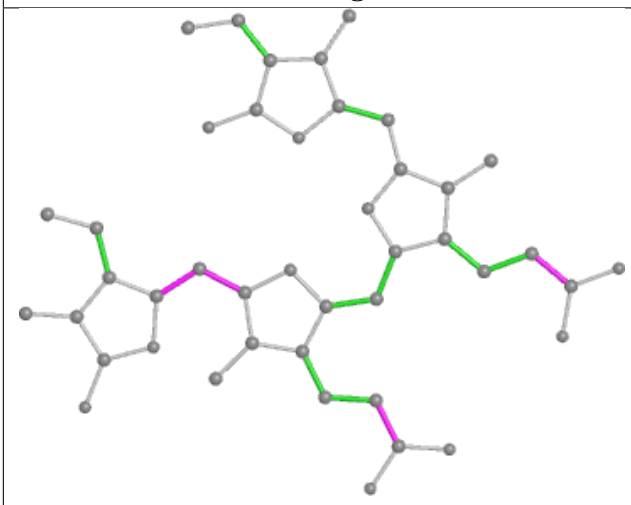

Torsions

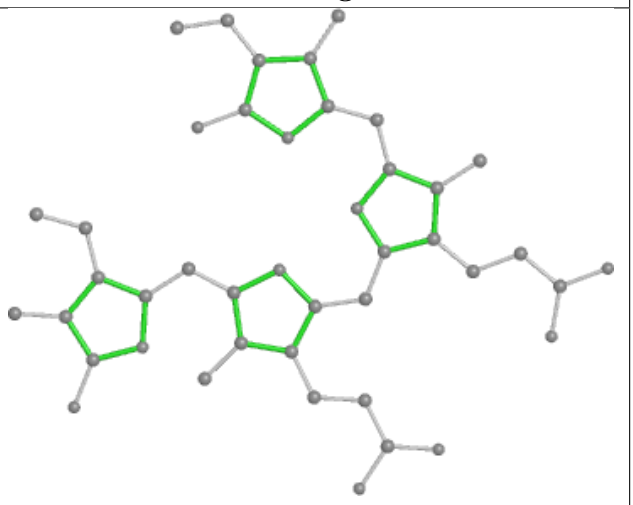

Rings

Ligand PEB K5 1001

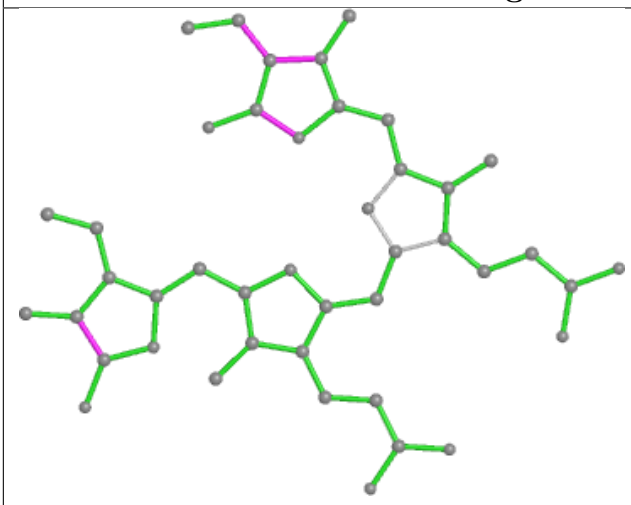

Bond lengths

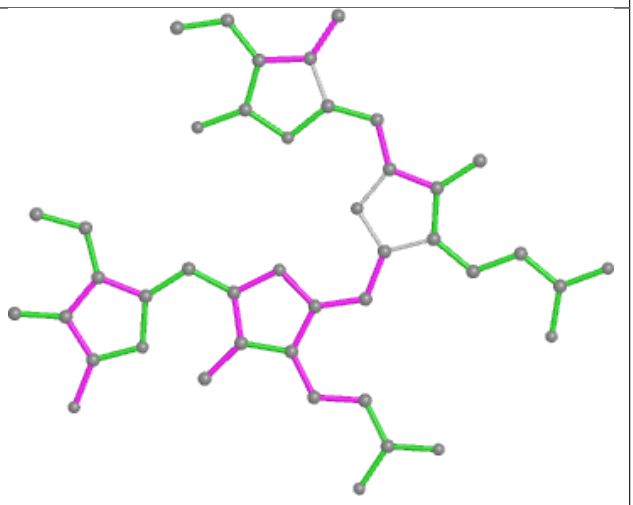

Bond angles

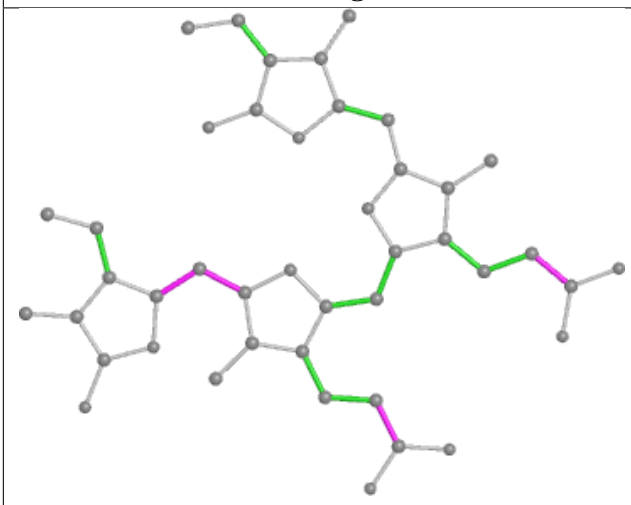

Torsions

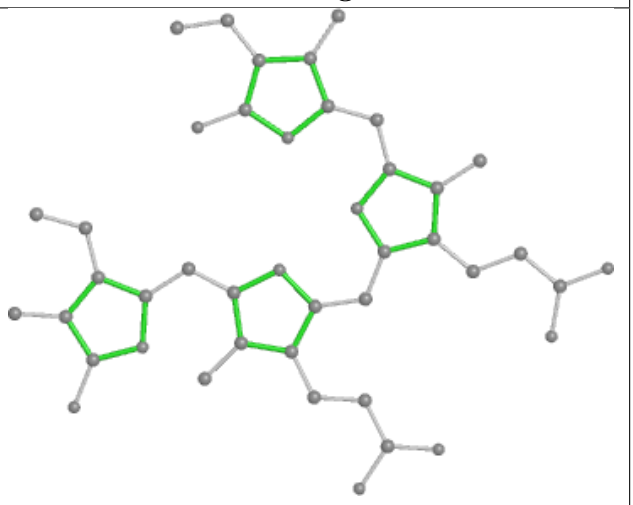

Rings

Ligand PEB u4 201

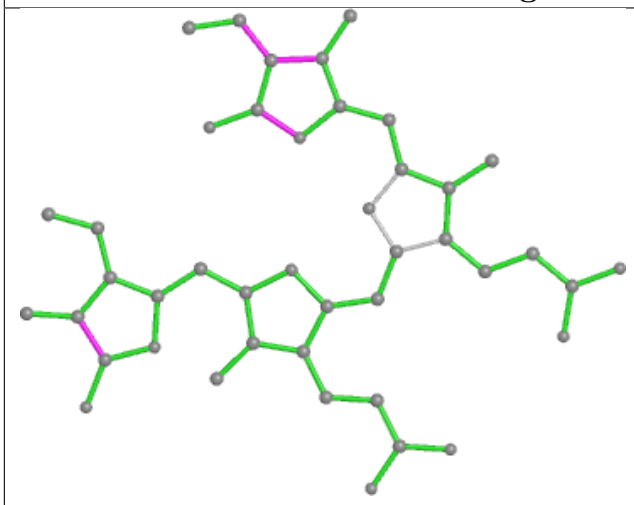

Bond lengths

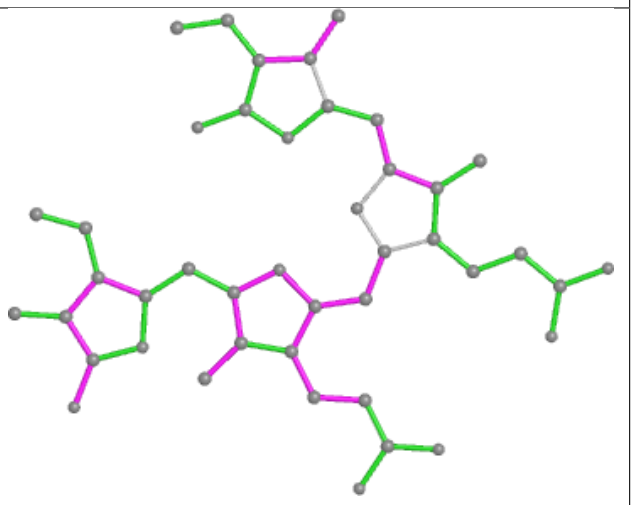

Bond angles

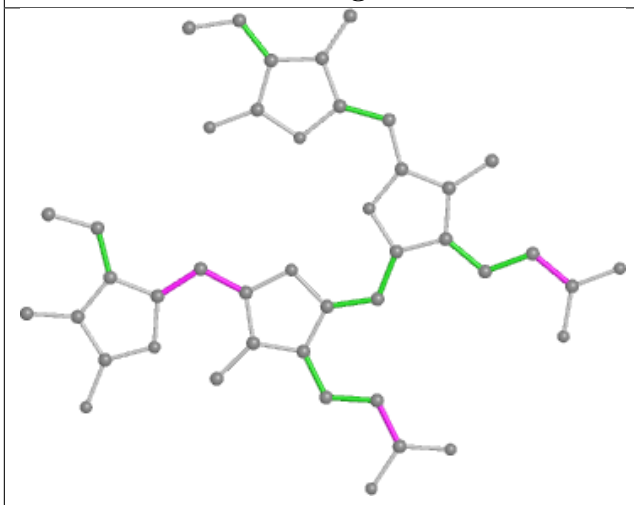

Torsions

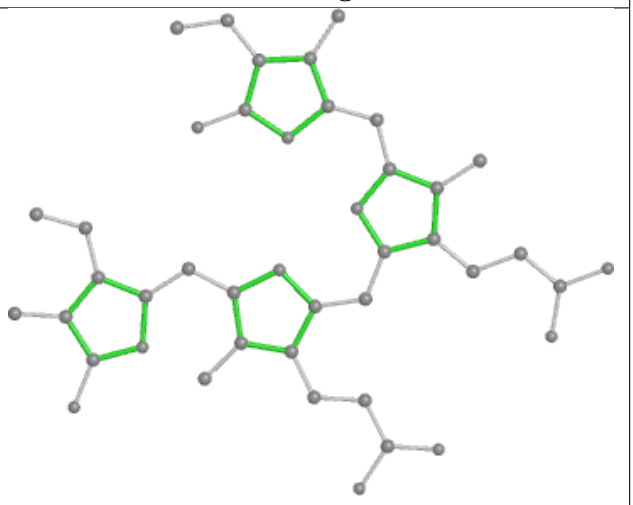

Rings

Ligand PEB gd 201

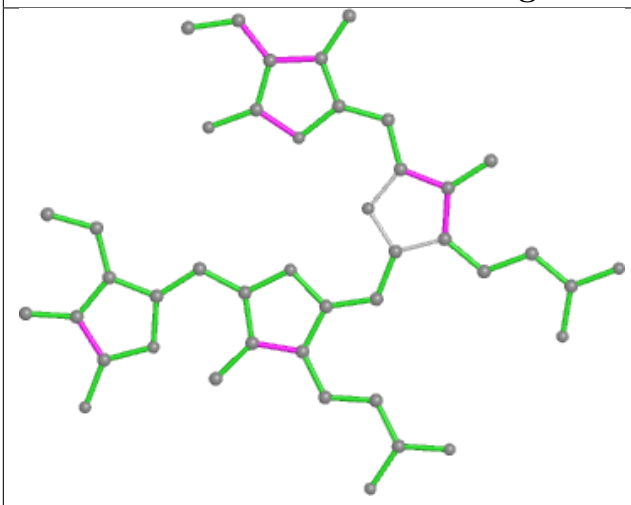

Bond lengths

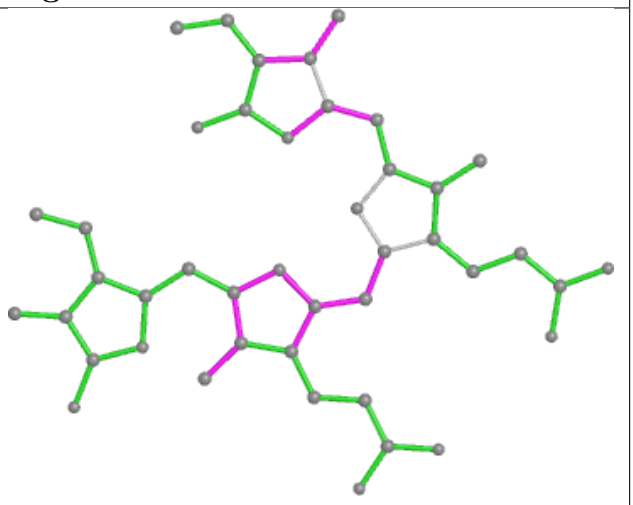

Bond angles

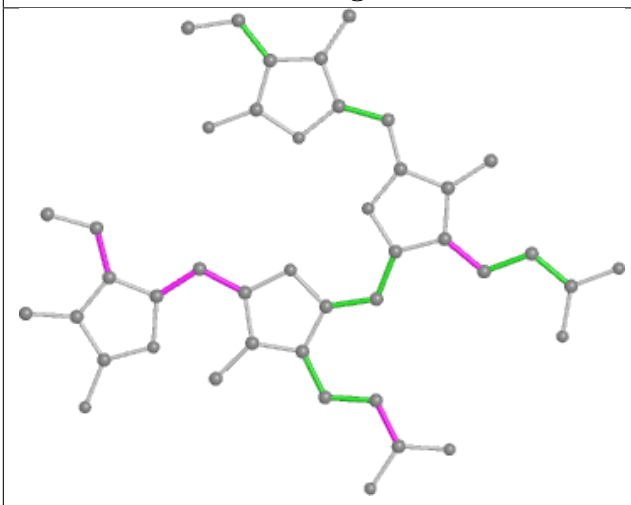

Torsions

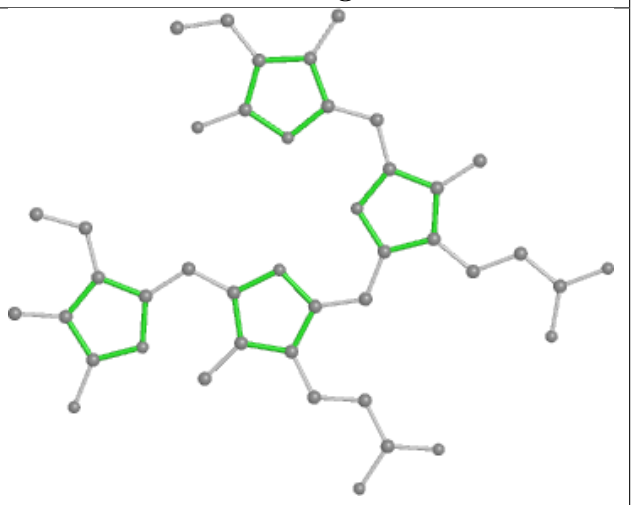

Rings

Ligand PUB F6 203

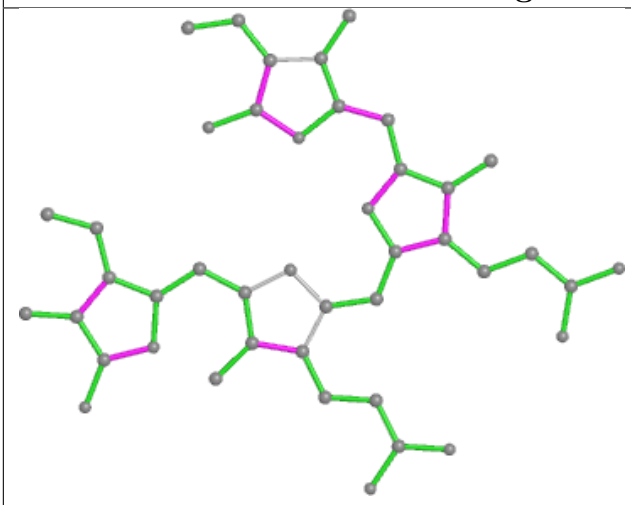

Bond lengths

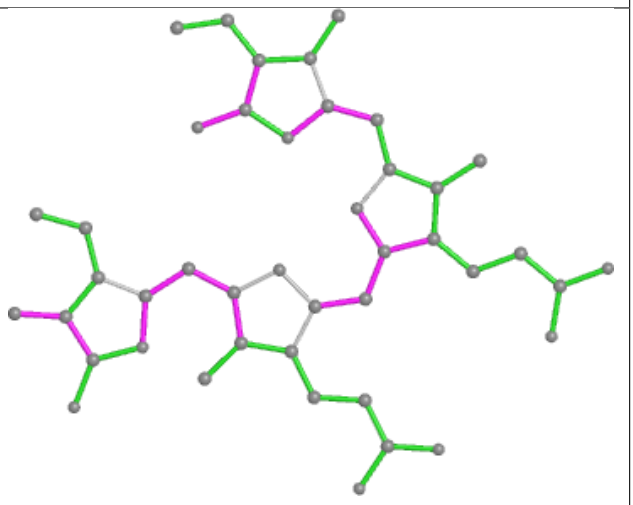

Bond angles

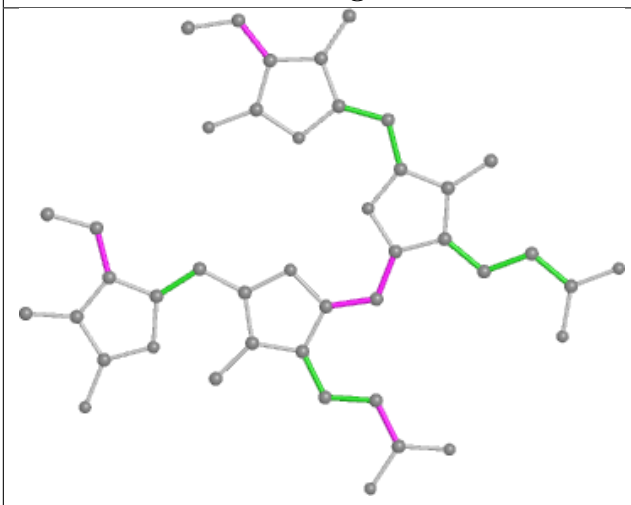

Torsions

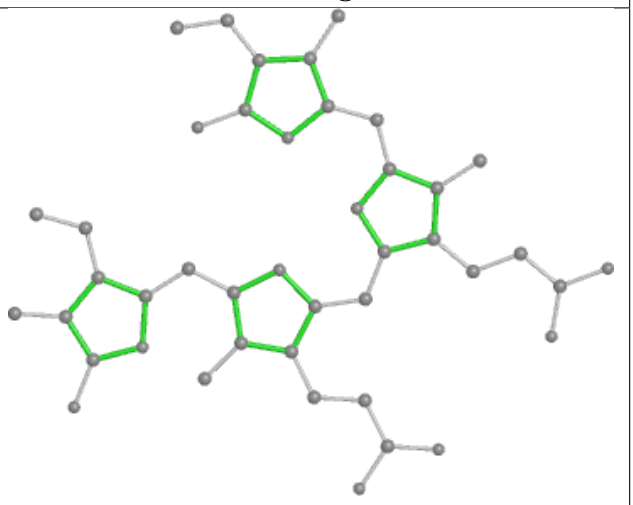

Rings

Ligand PEB 34 1001

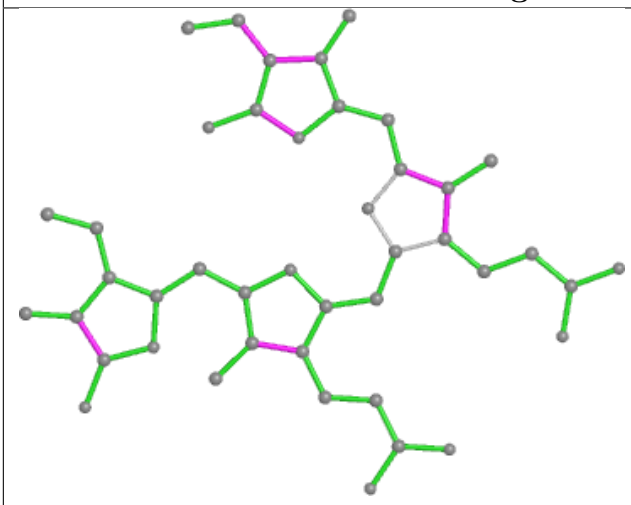

Bond lengths

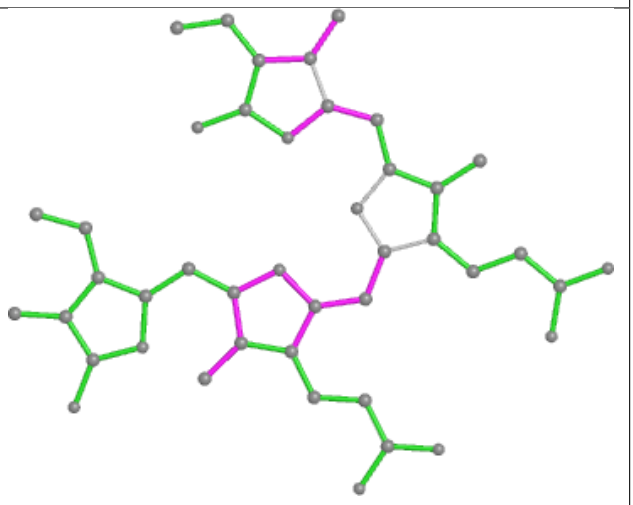

Bond angles

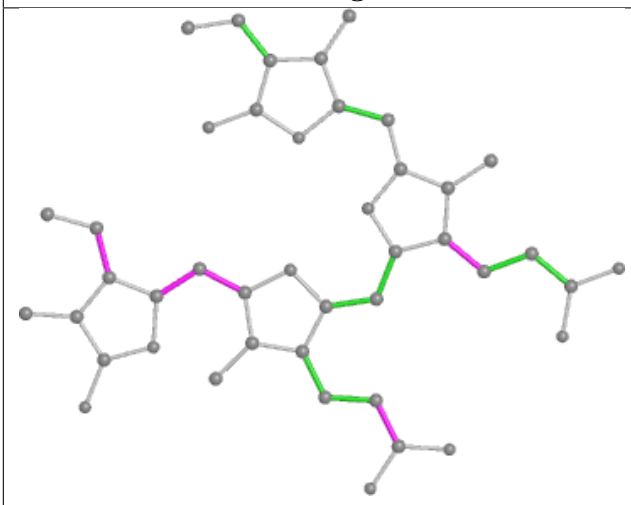

Torsions

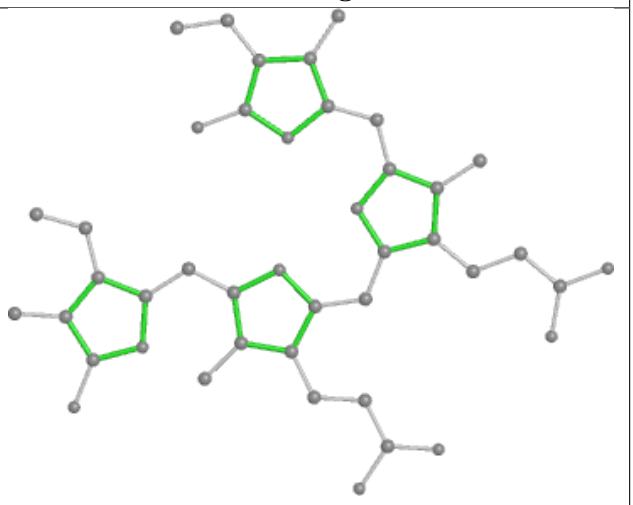

Rings

Ligand PUB H4 203

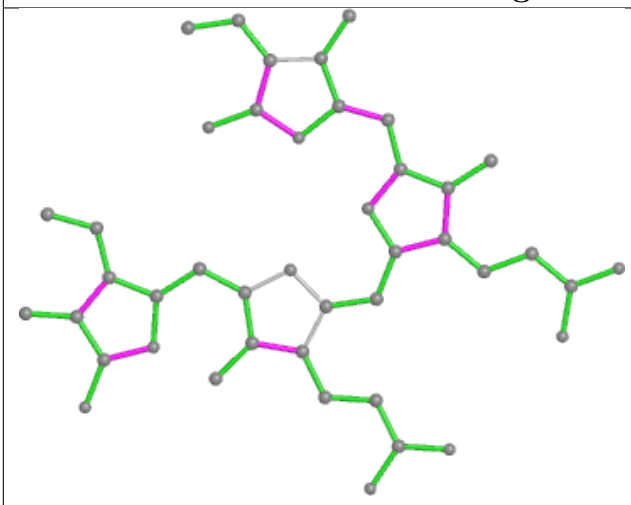

Bond lengths

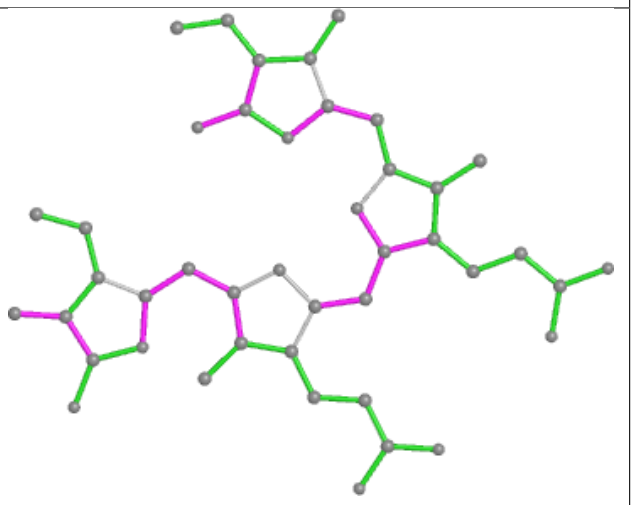

Bond angles

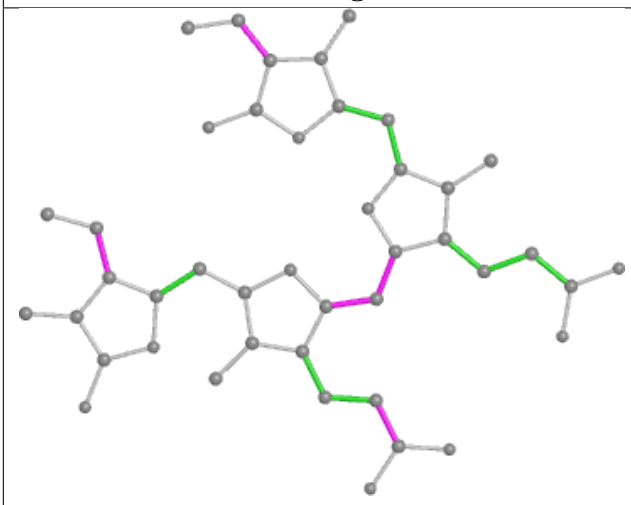

Torsions

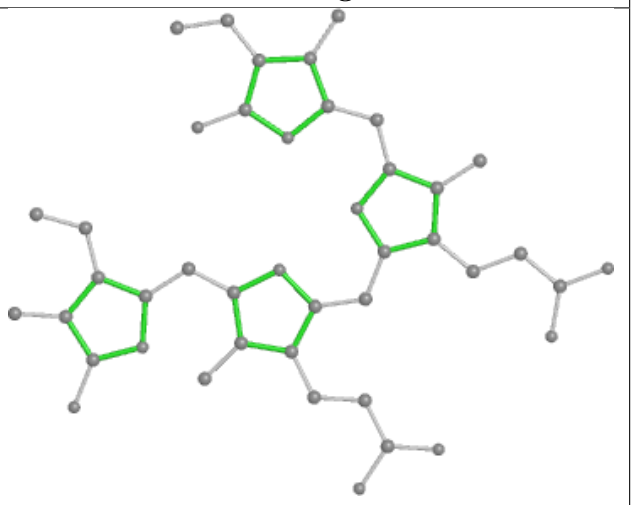

Rings

Ligand PEB C2 301

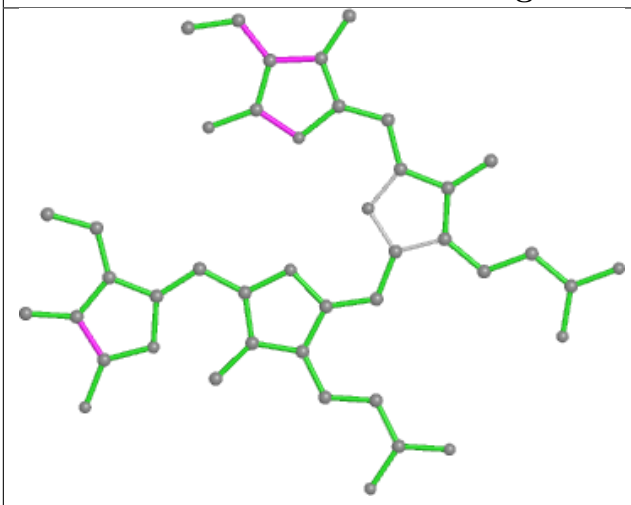

Bond lengths

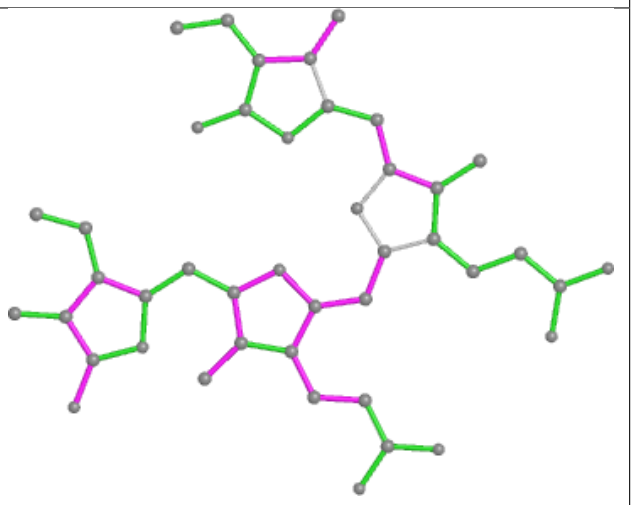

Bond angles

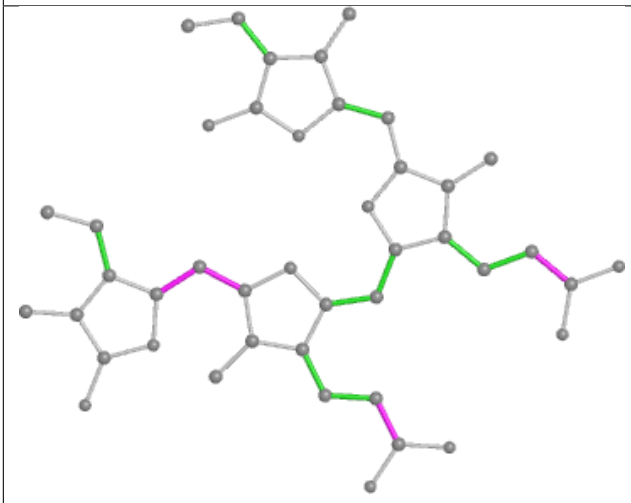

Torsions

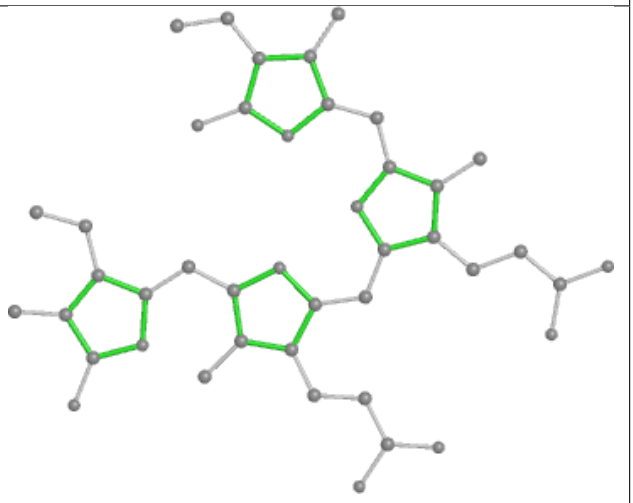

Rings

Ligand PEB dv 201

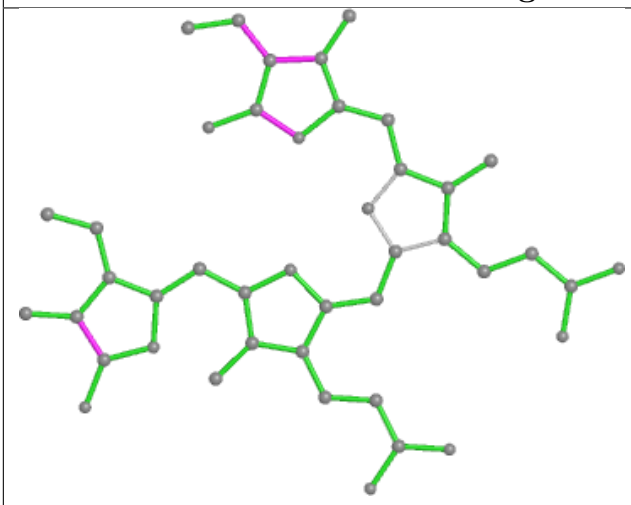

Bond lengths

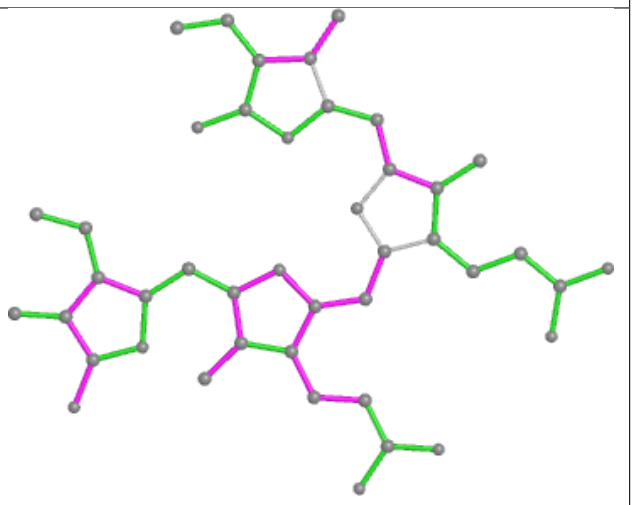

Bond angles

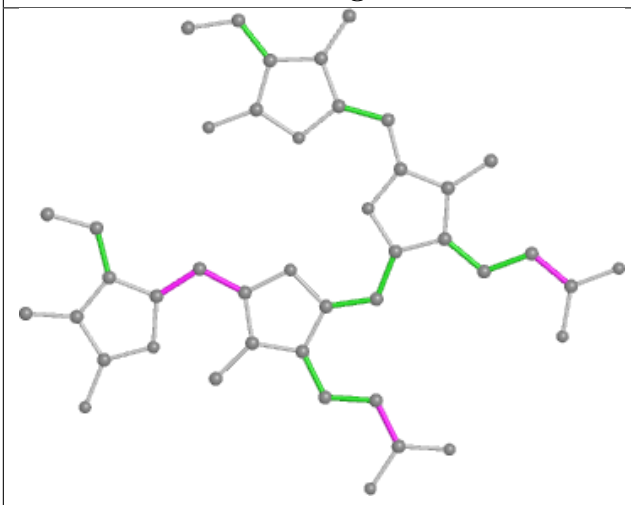

Torsions

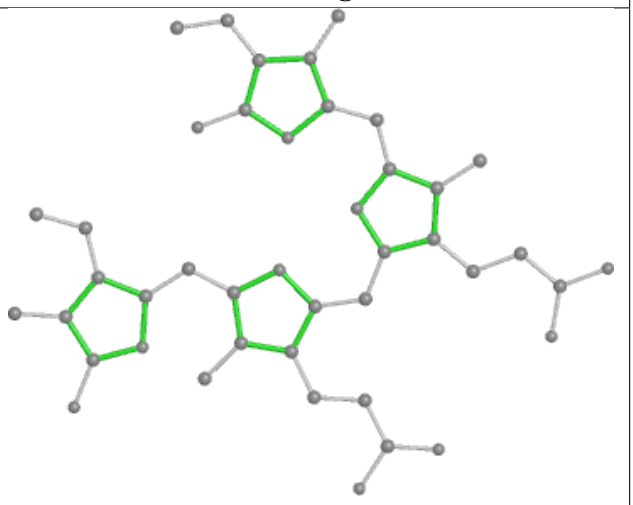

Rings

Ligand PEB dB 201

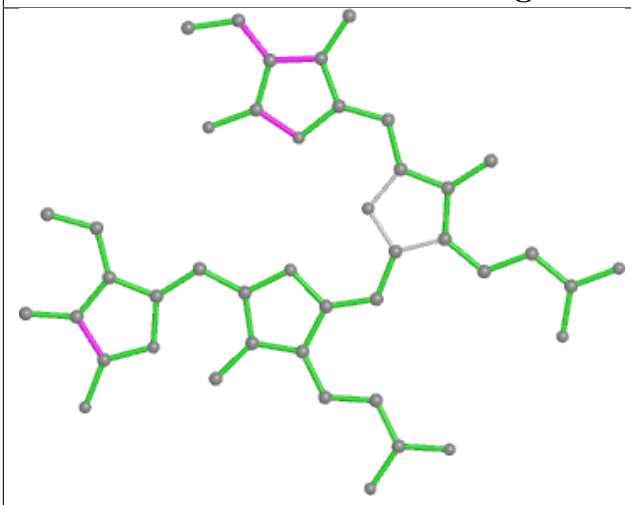

Bond lengths

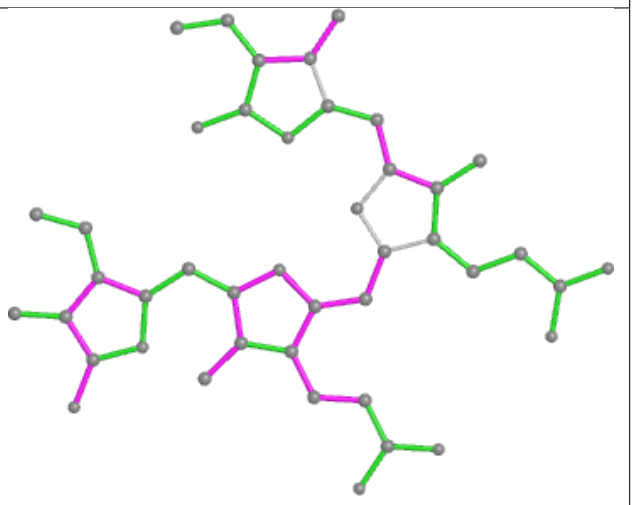

Bond angles

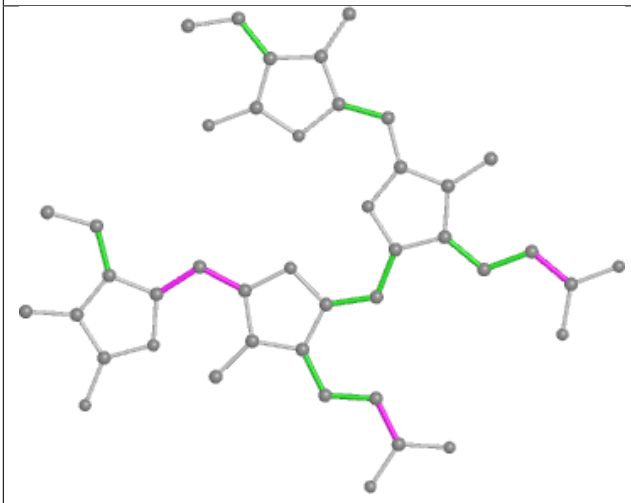

Torsions

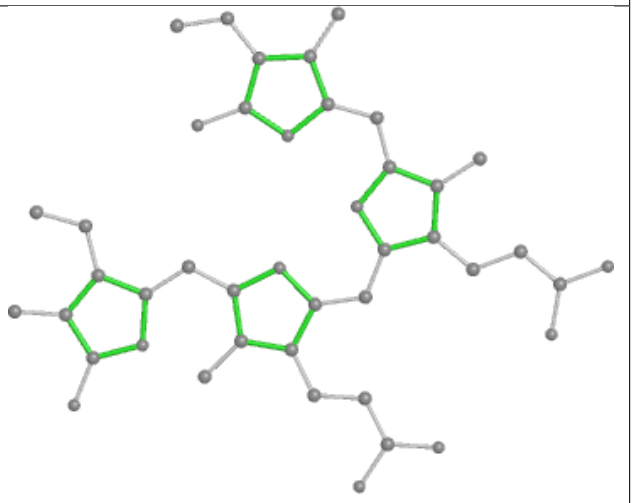

Rings

Ligand PUB gy 305

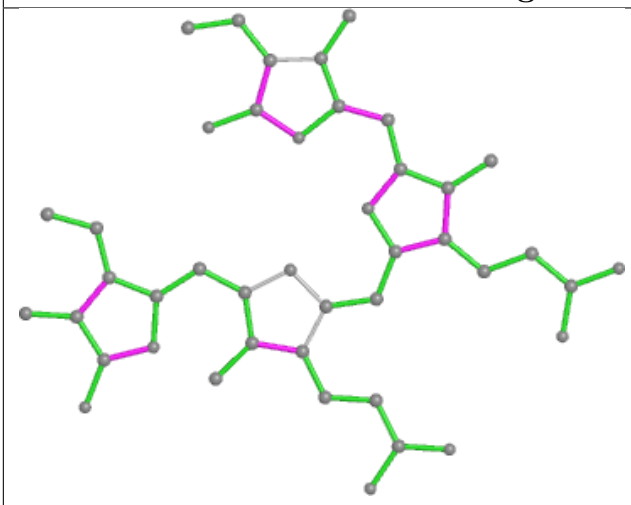

Bond lengths

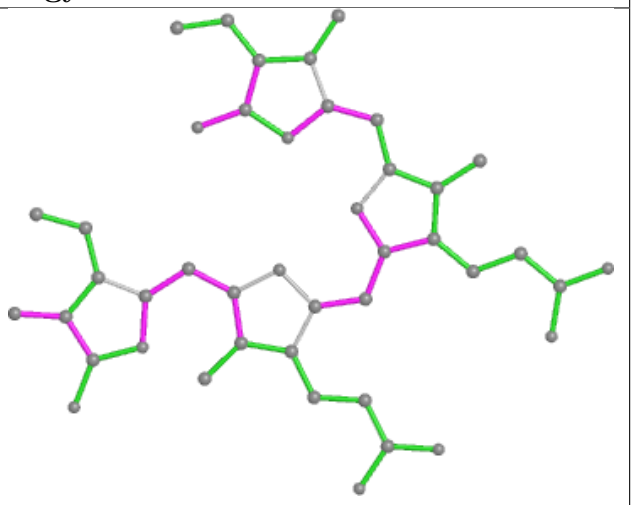

Bond angles

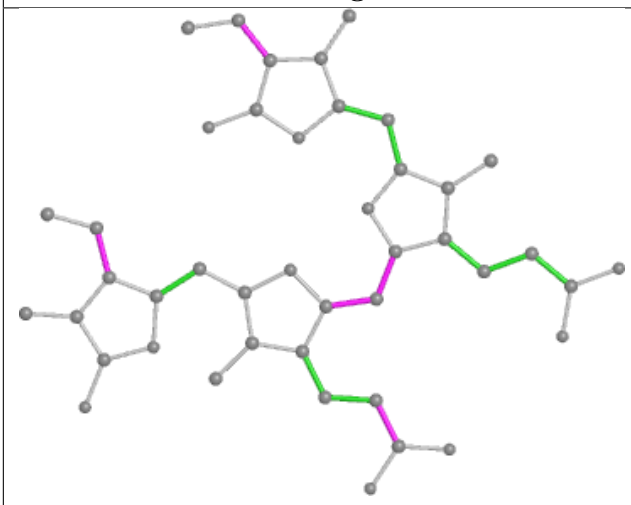

Torsions

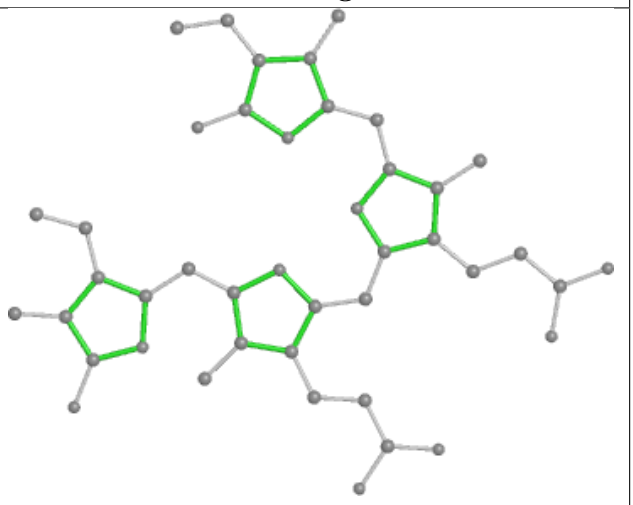

Rings

Ligand PEB M9 202

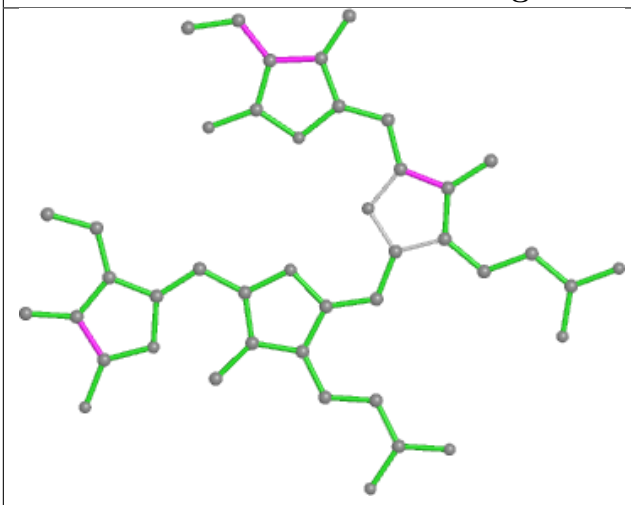

Bond lengths

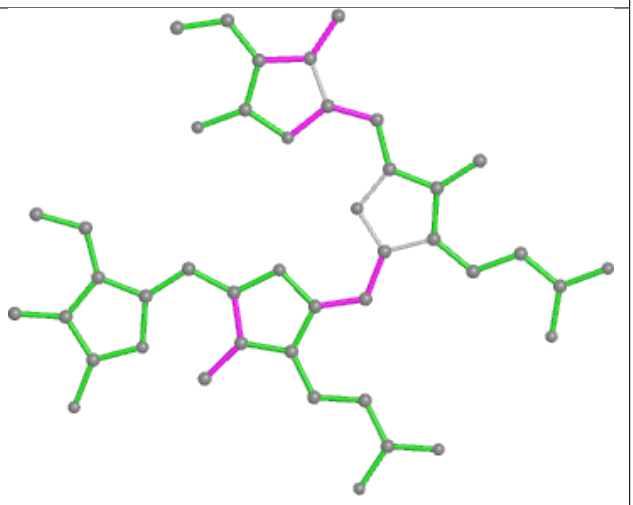

Bond angles

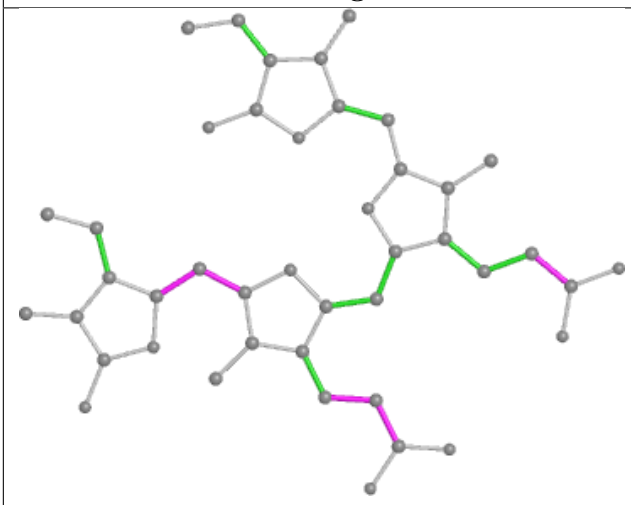

Torsions

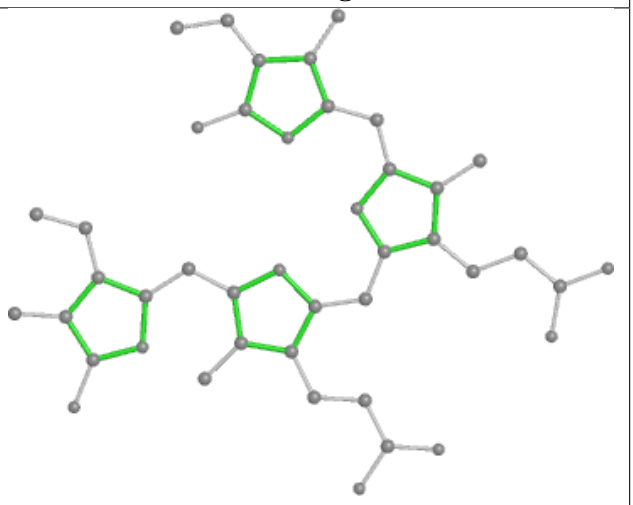

Rings

Ligand PUB L6 202

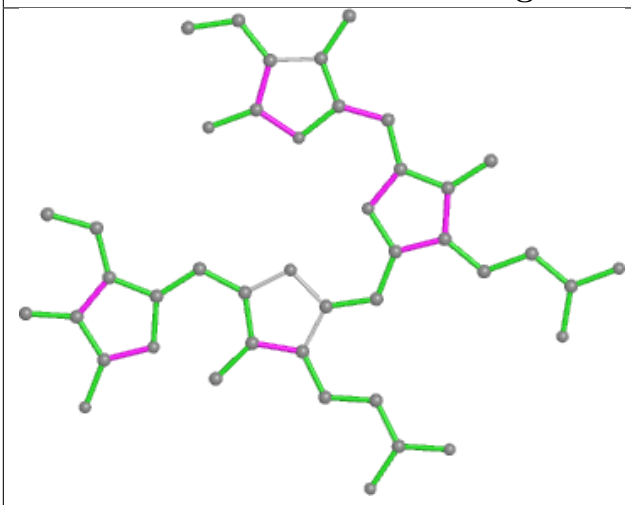

Bond lengths

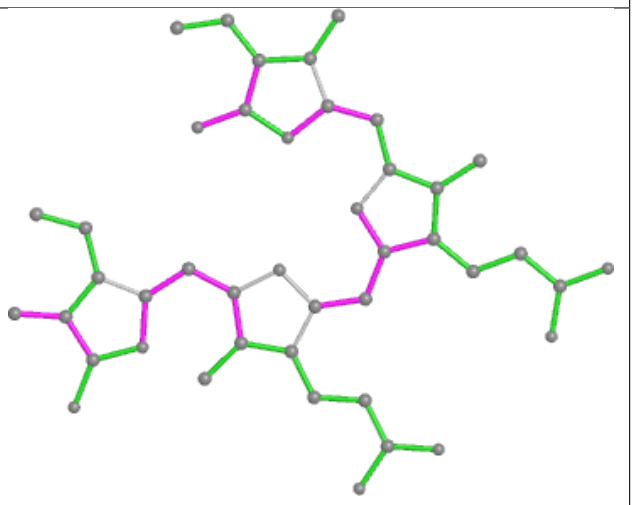

Bond angles

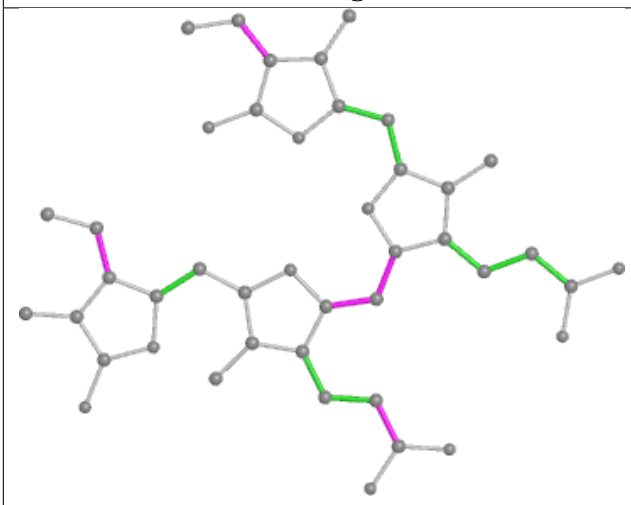

Torsions

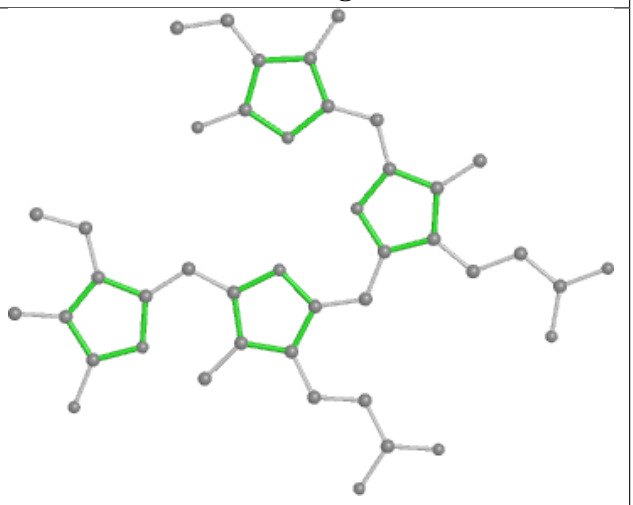

Rings

Ligand PEB kT 1001

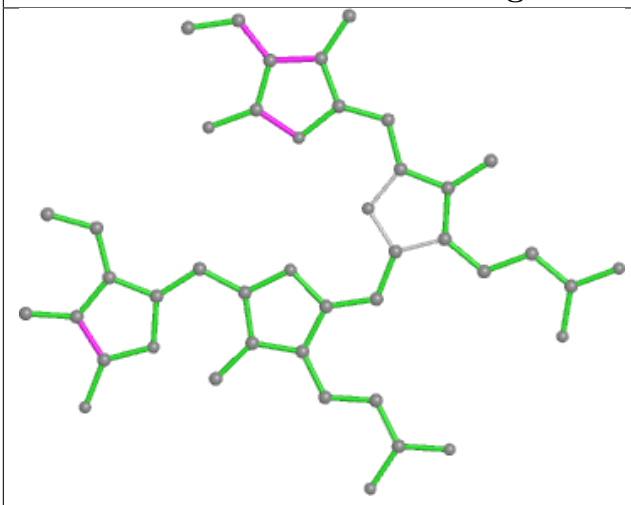

Bond lengths

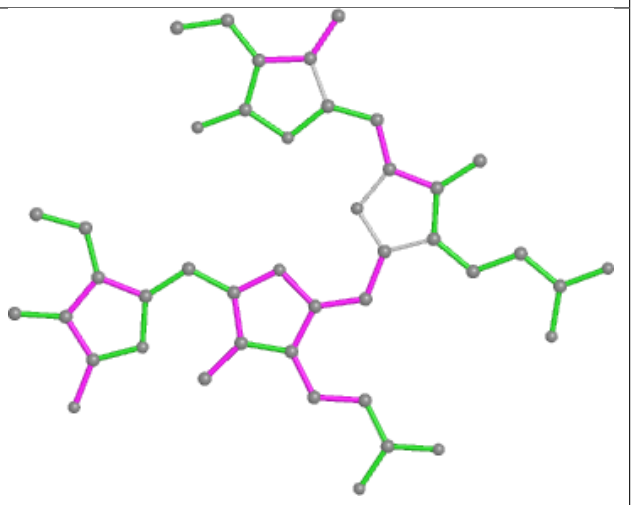

Bond angles

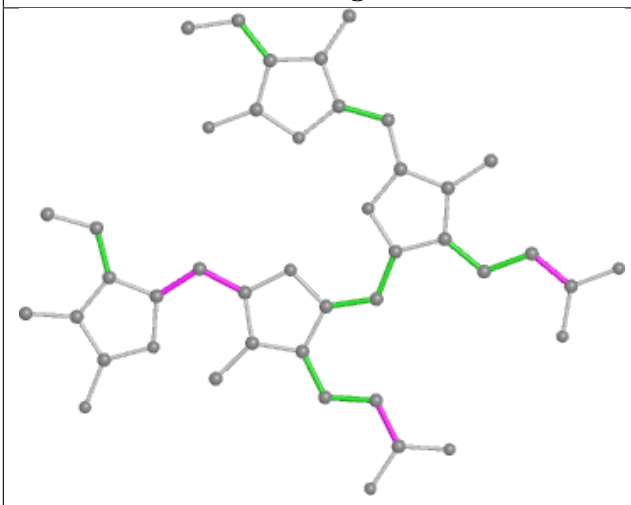

Torsions

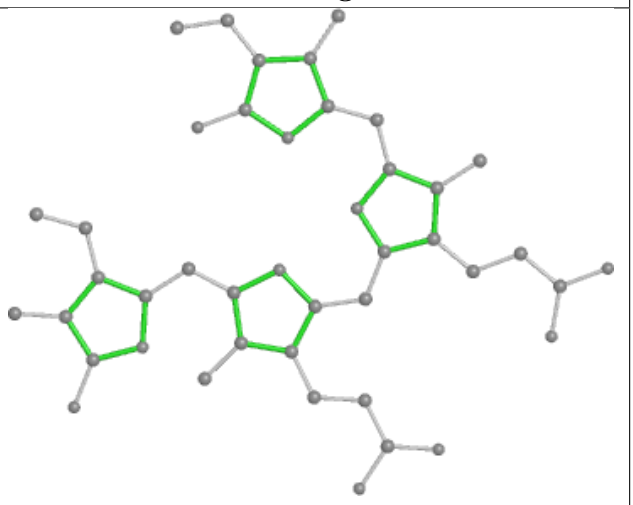

Rings

Ligand PEB eP 201

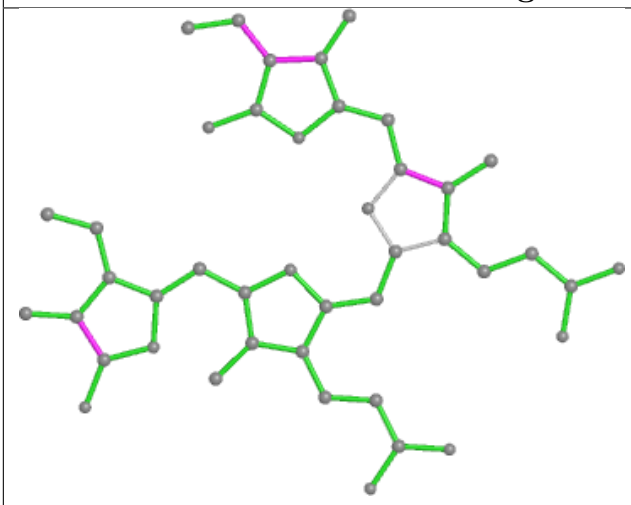

Bond lengths

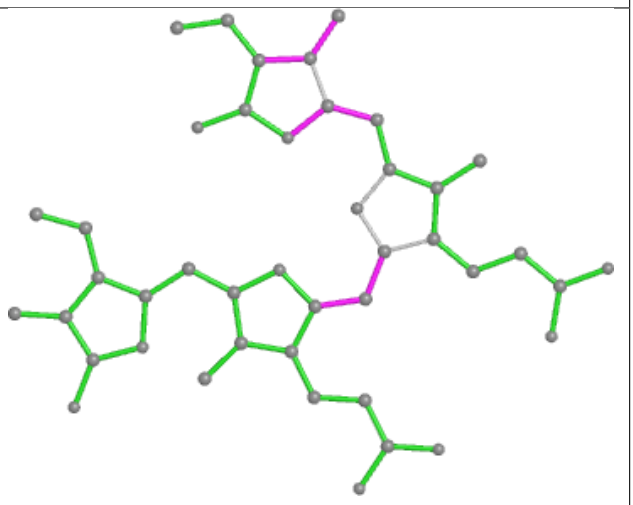

Bond angles

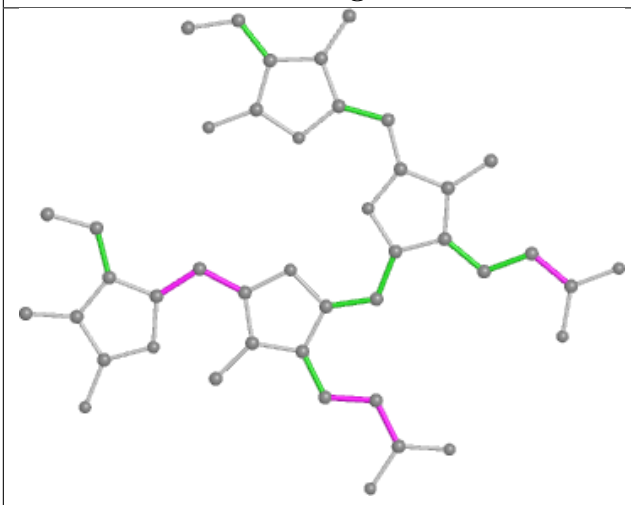

Torsions

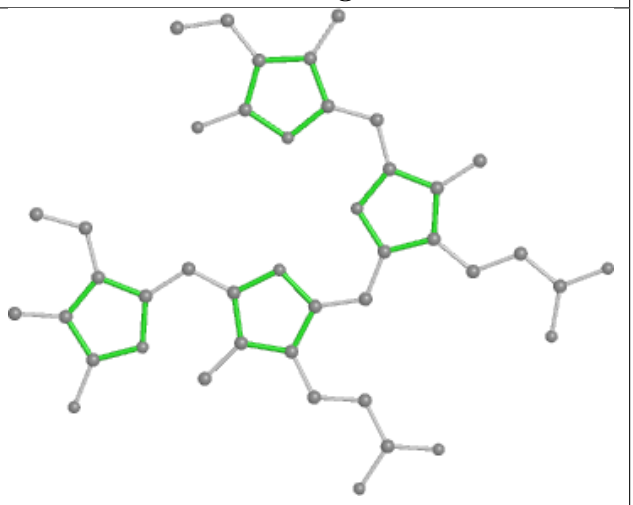

Rings

Ligand PEB dR 202

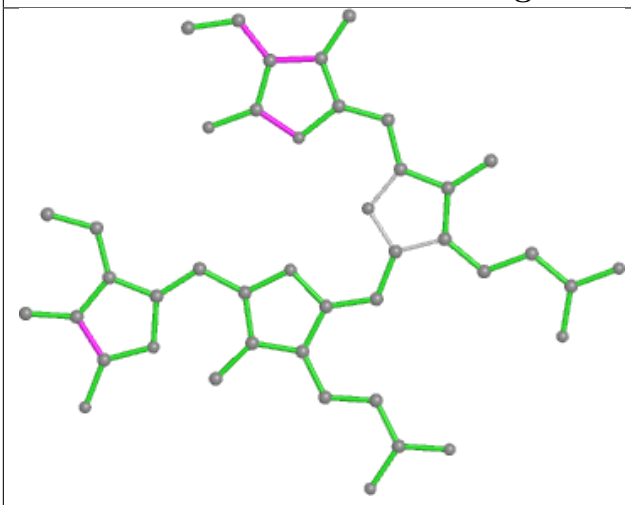

Bond lengths

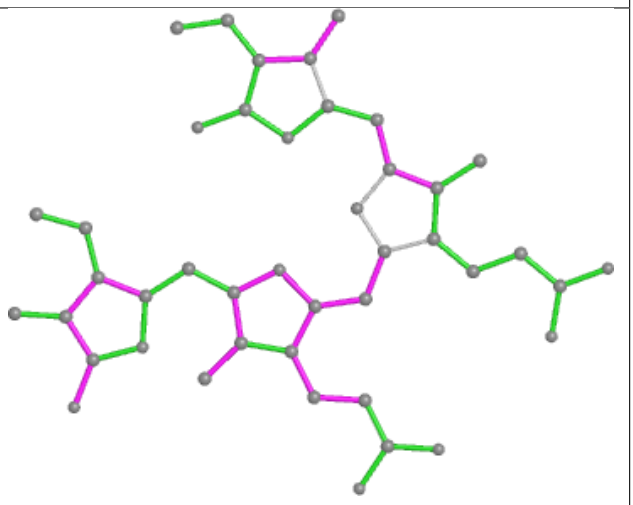

Bond angles

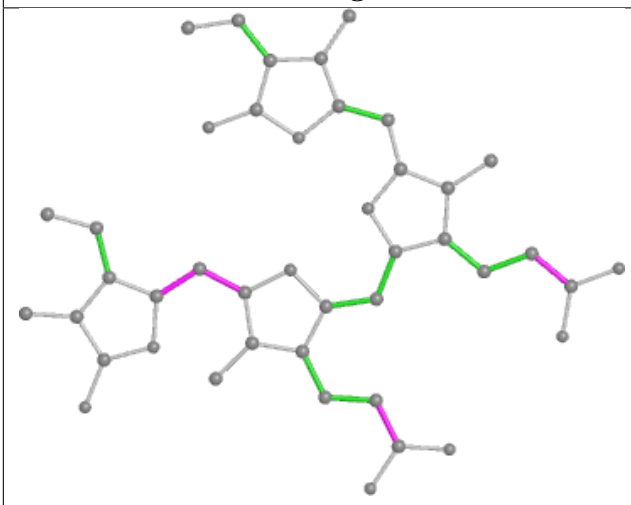

Torsions

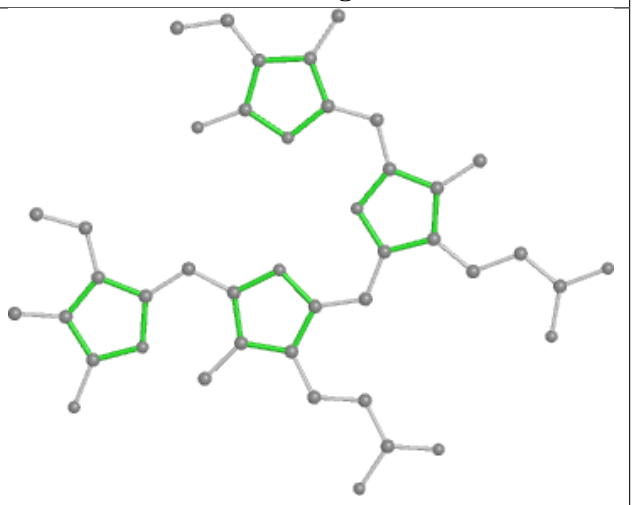

Rings

Ligand PEB bm 1001

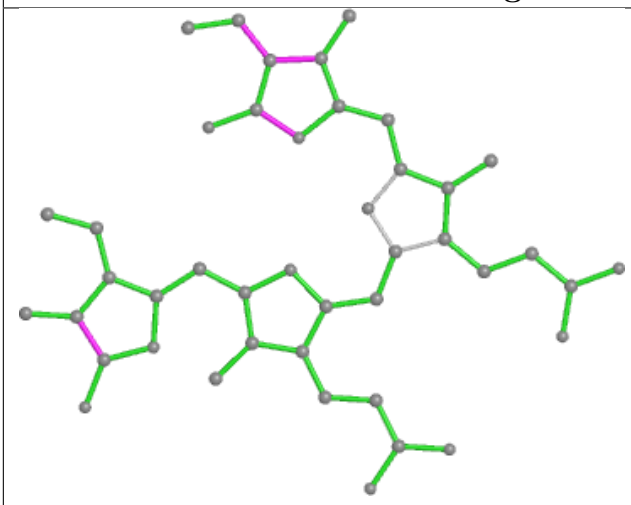

Bond lengths

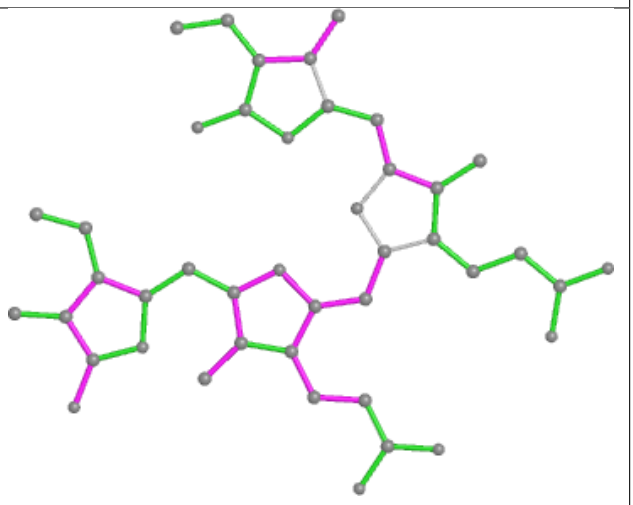

Bond angles

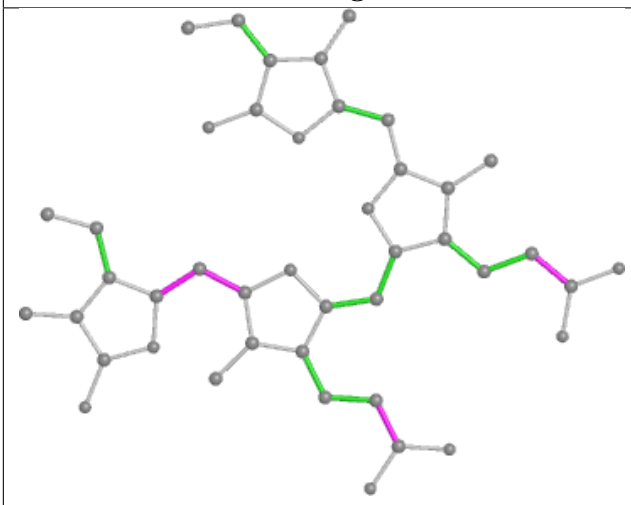

Torsions

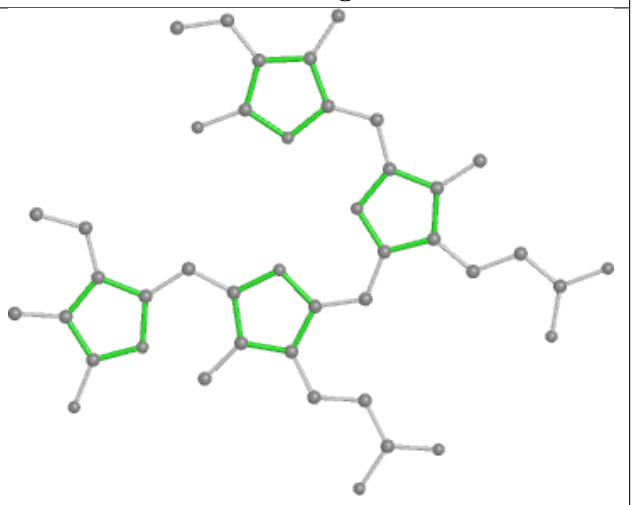

Rings

Ligand PUB P4 203

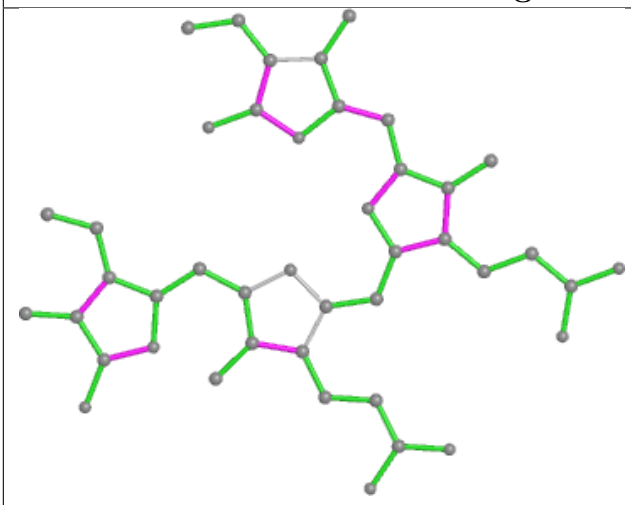

Bond lengths

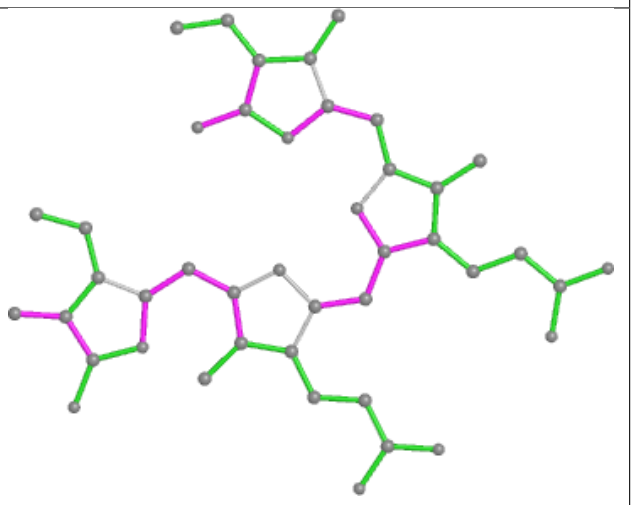

Bond angles

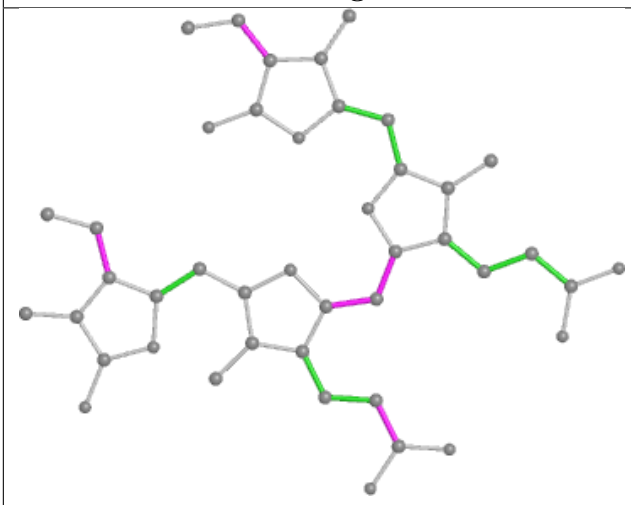

Torsions

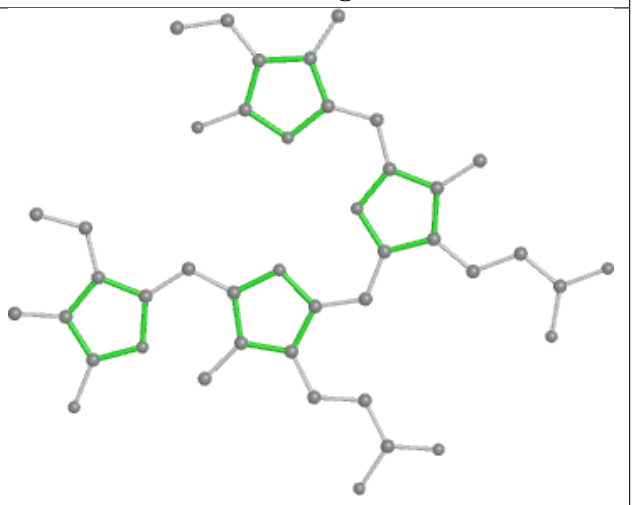

Rings

Ligand PEB fn 1002

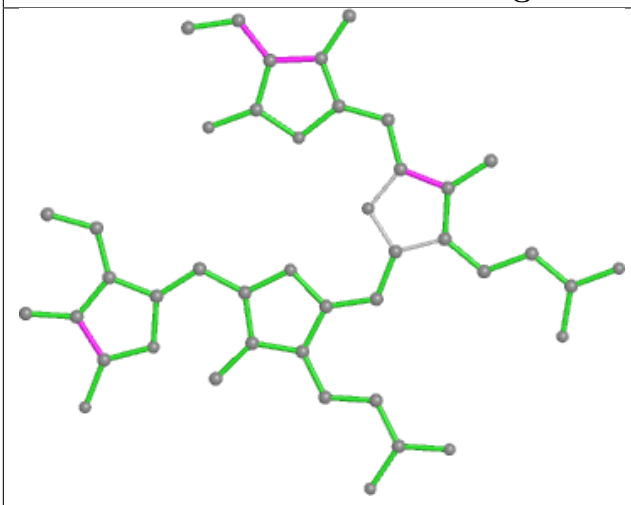

Bond lengths

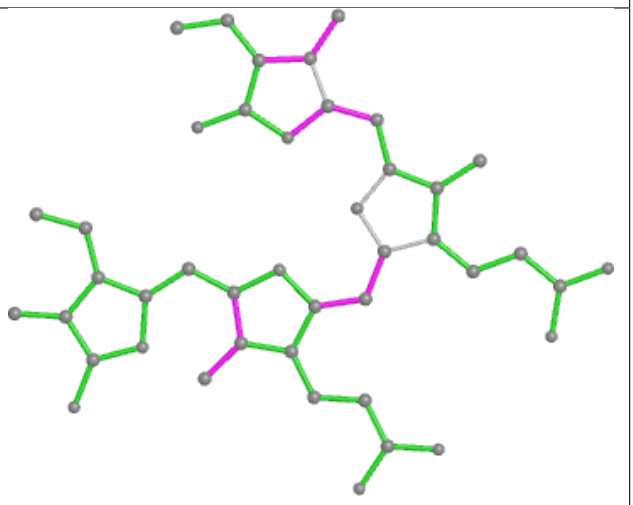

Bond angles

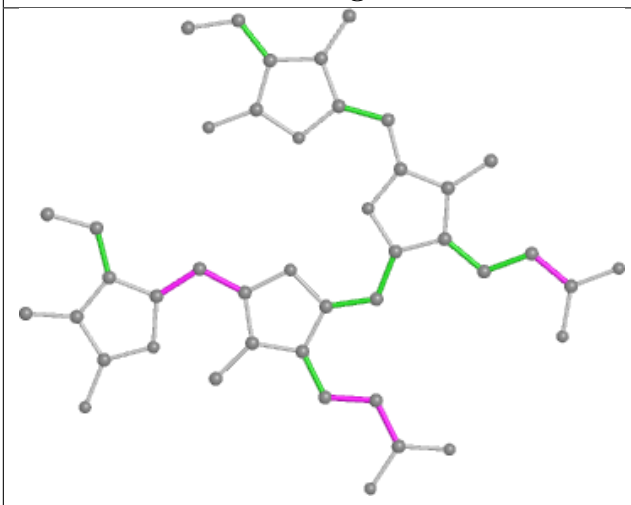

Torsions

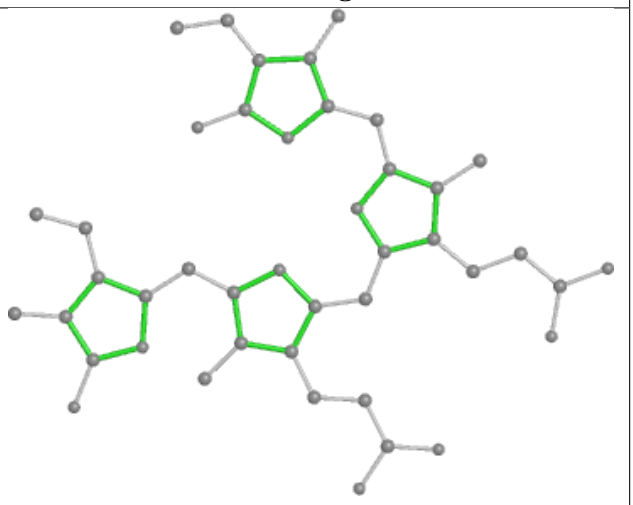

Rings

Ligand PEB F4 202

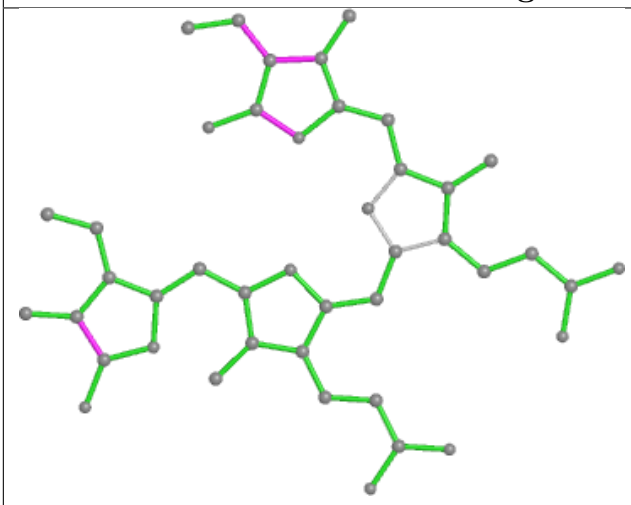

Bond lengths

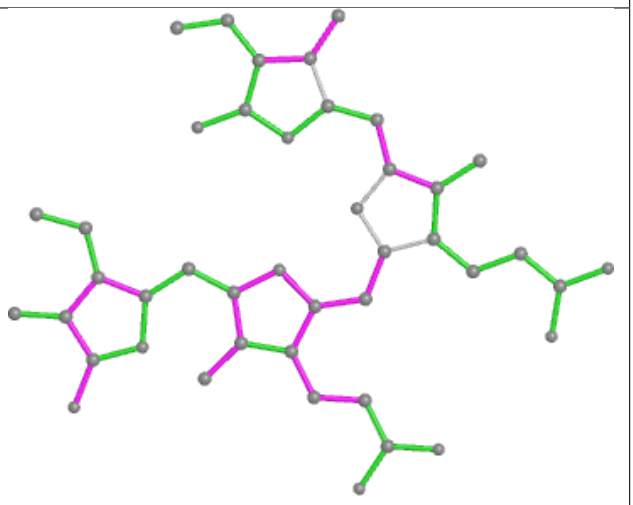

Bond angles

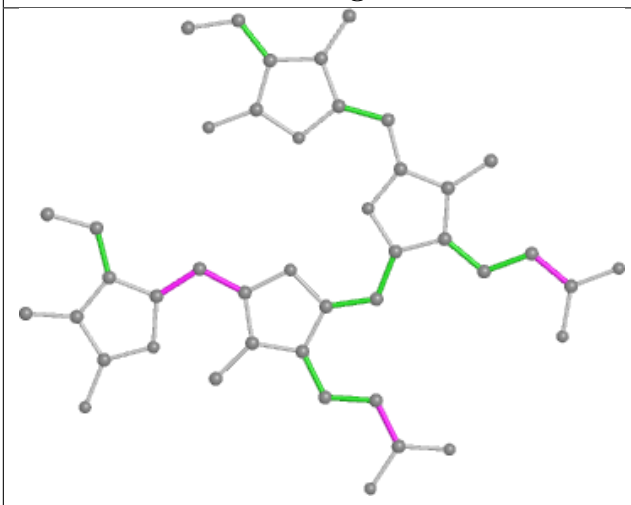

Torsions

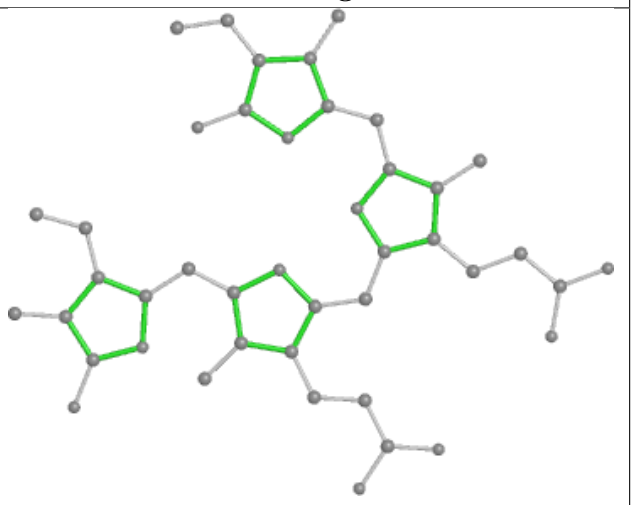

Rings

Ligand PUB w8 203

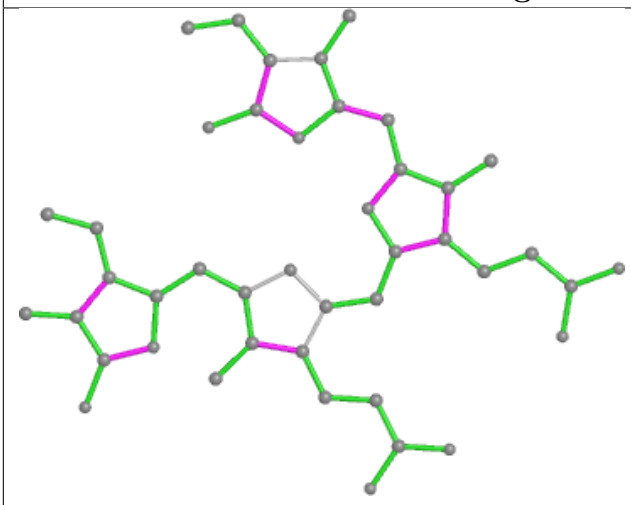

Bond lengths

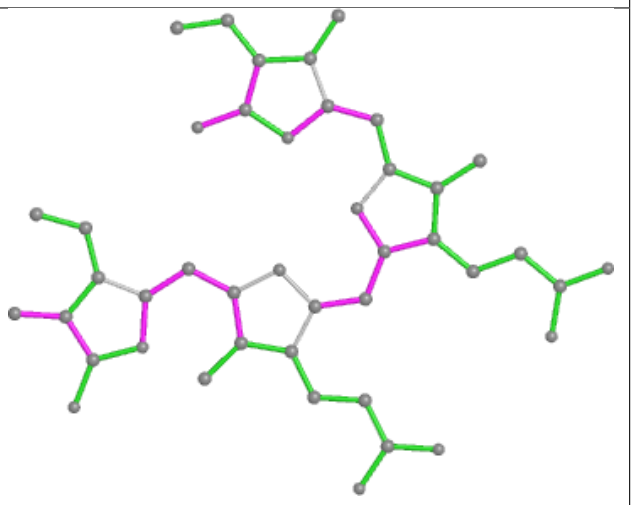

Bond angles

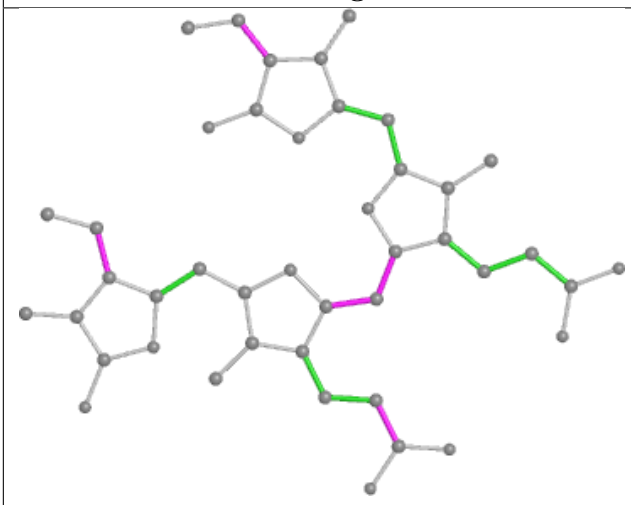

Torsions

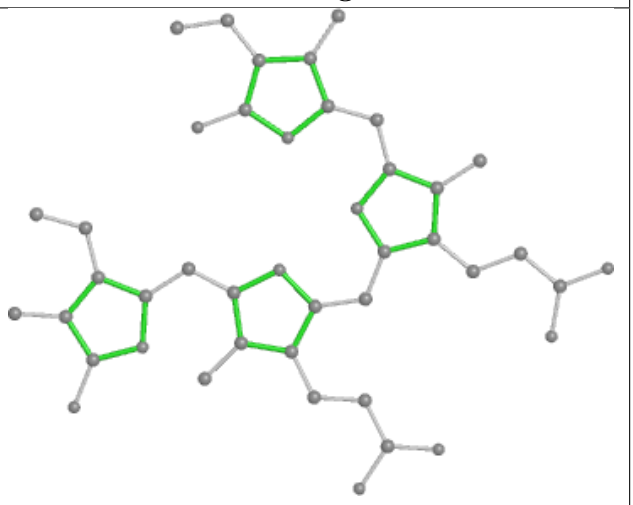

Rings

Ligand PEB gu 202

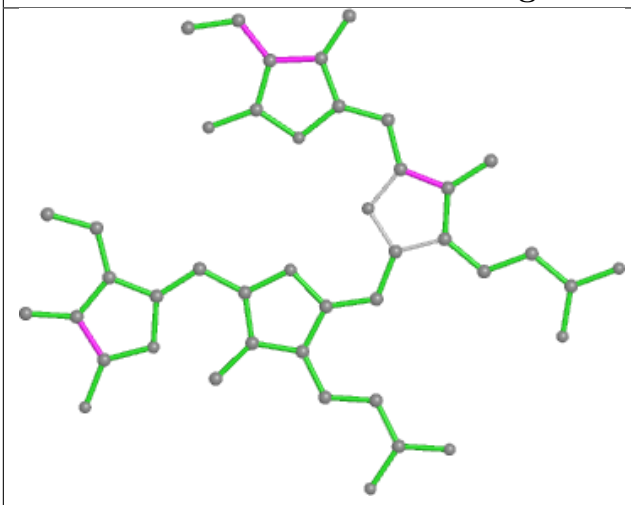

Bond lengths

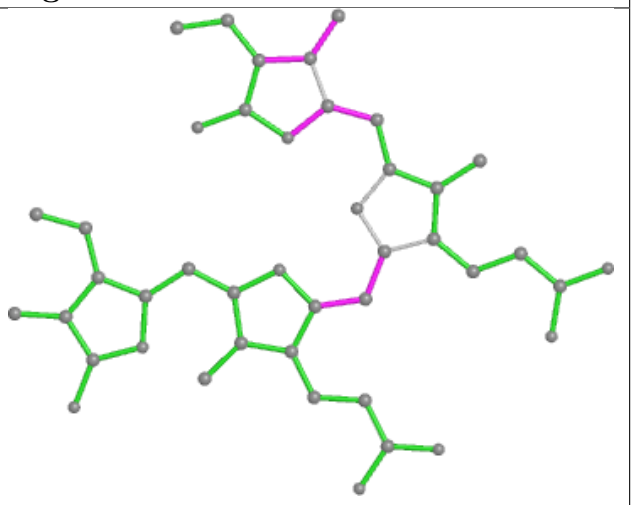

Bond angles

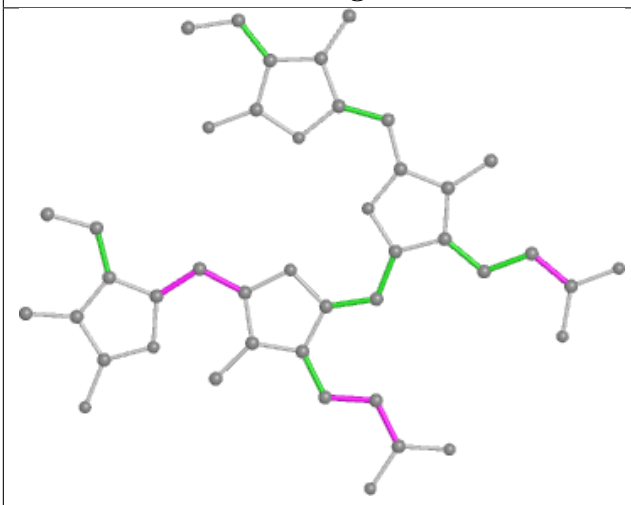

Torsions

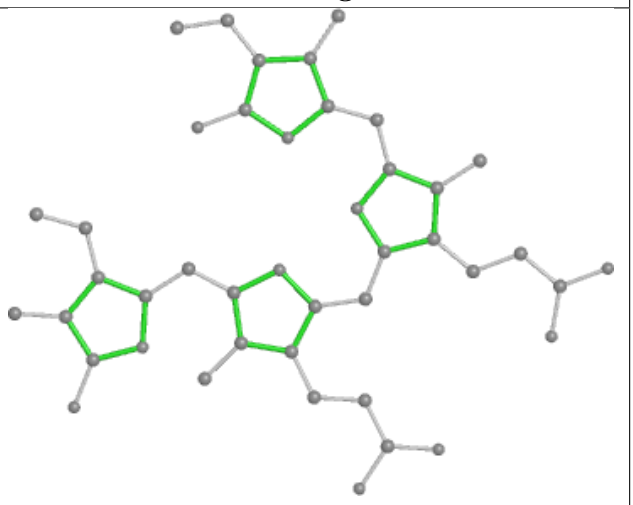

Rings

Ligand PEB hI 201

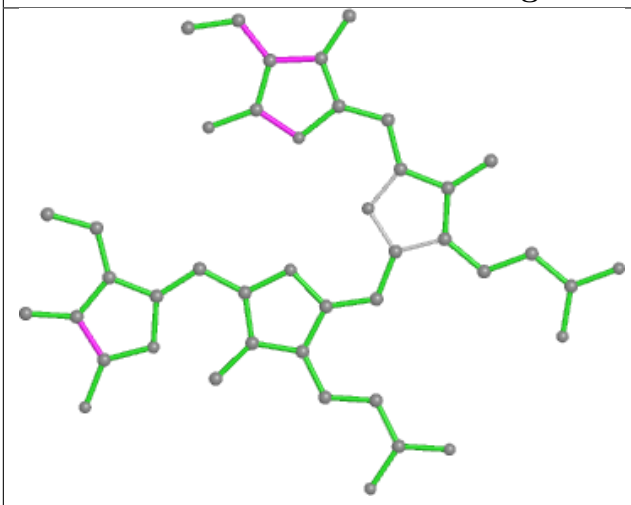

Bond lengths

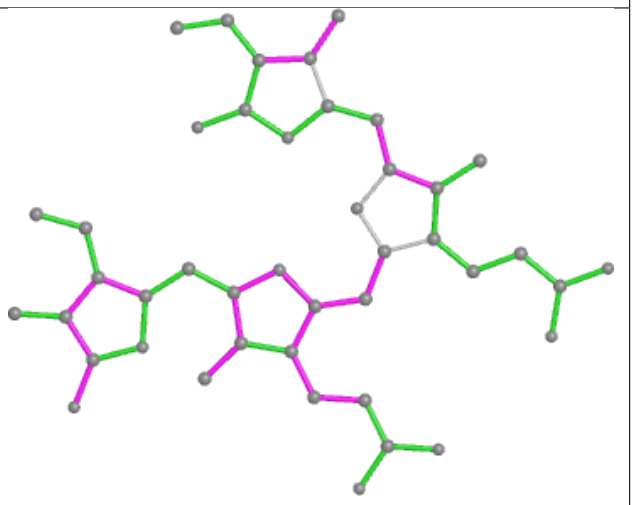

Bond angles

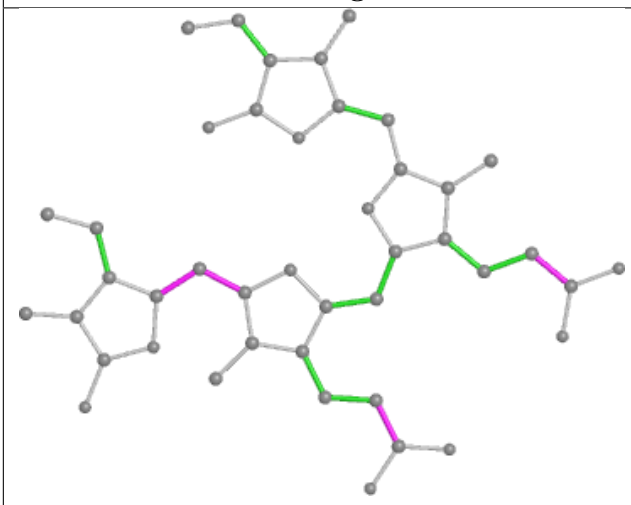

Torsions

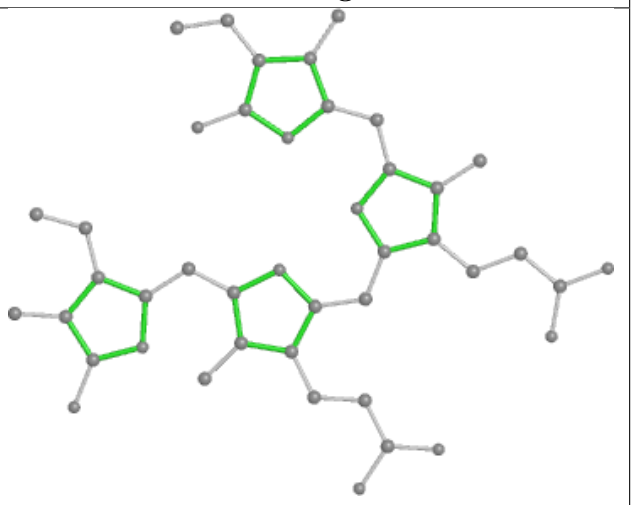

Rings

Ligand PEB I6 202

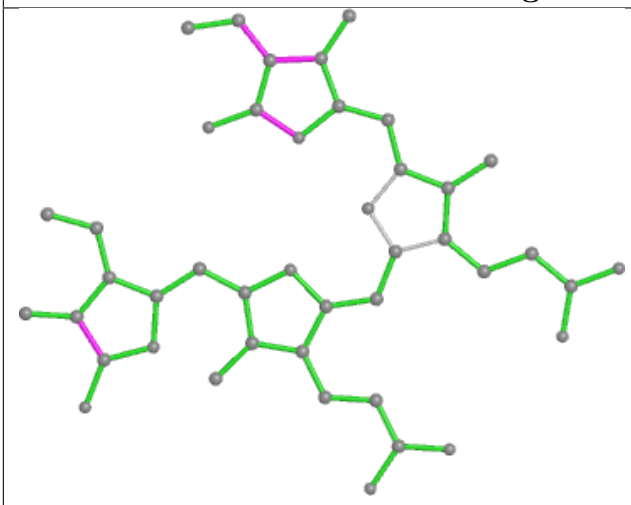

Bond lengths

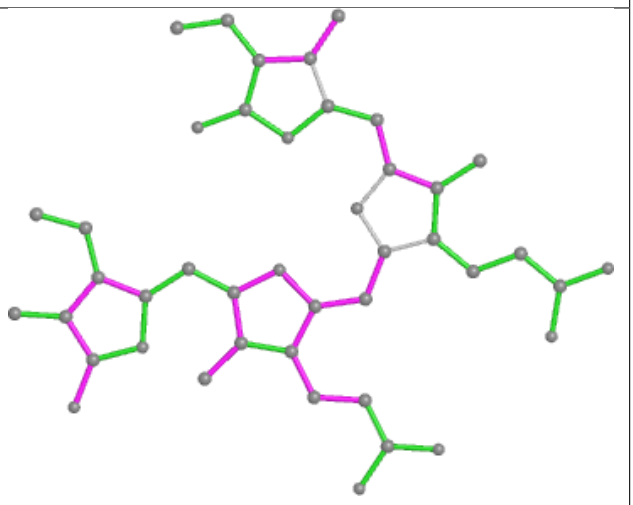

Bond angles

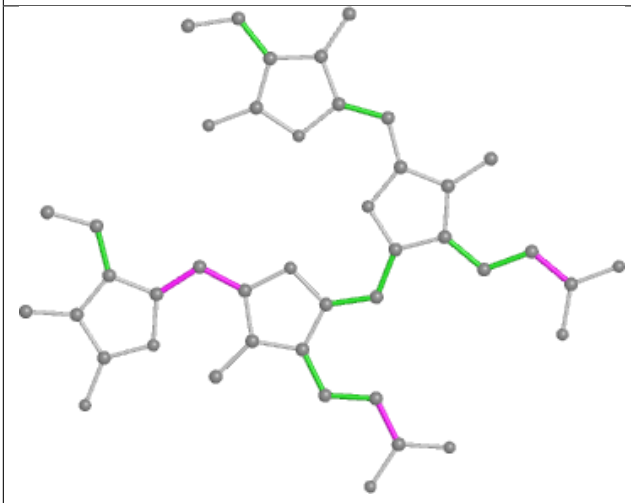

Torsions

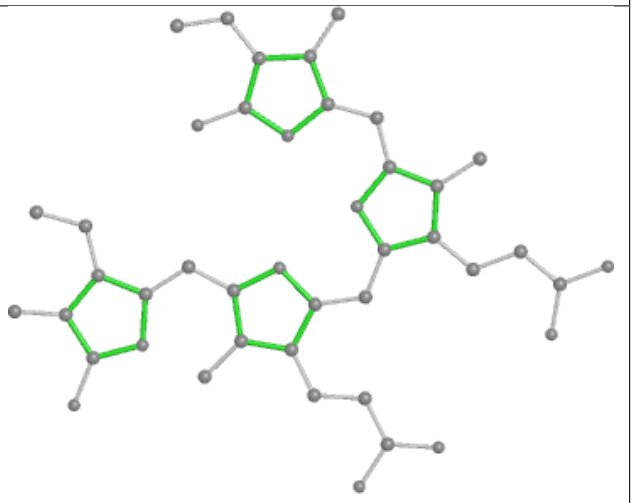

Rings

Ligand PUB 34 1005

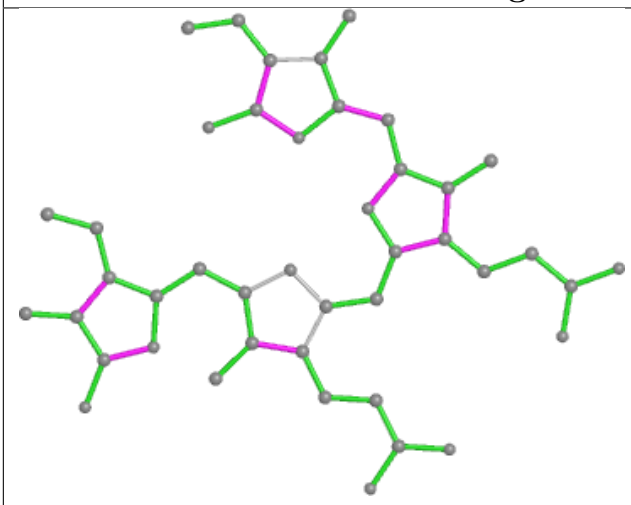

Bond lengths

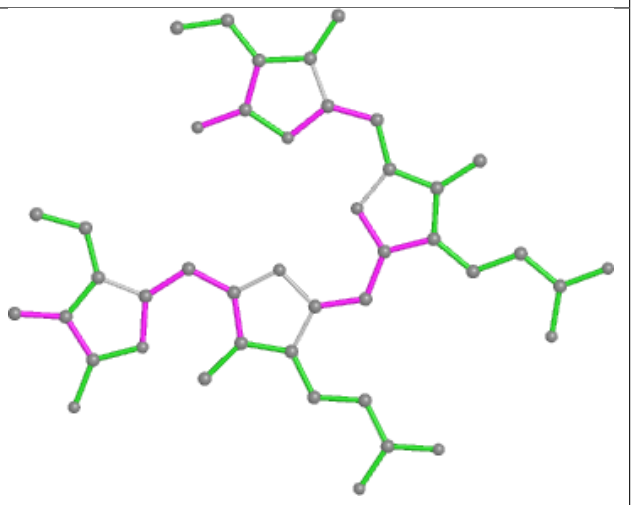

Bond angles

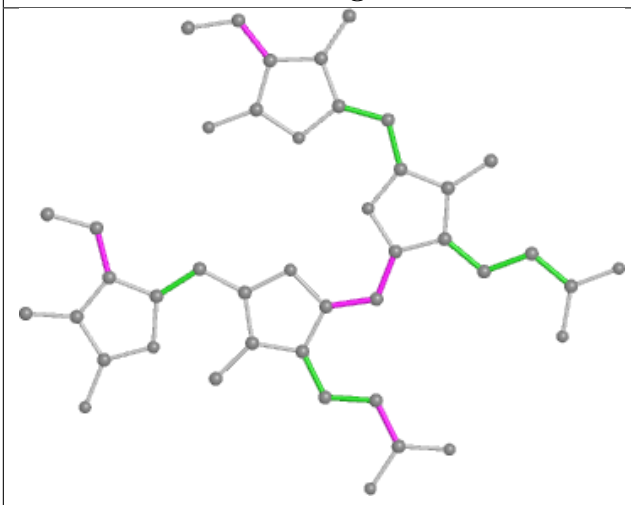

Torsions

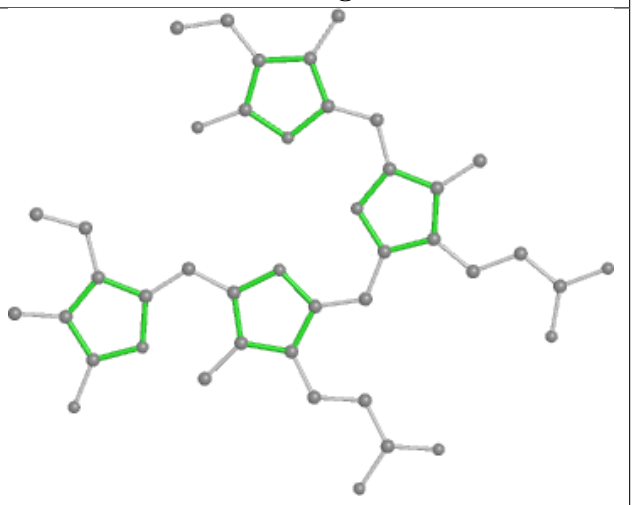

Rings

Ligand PEB M7 1001

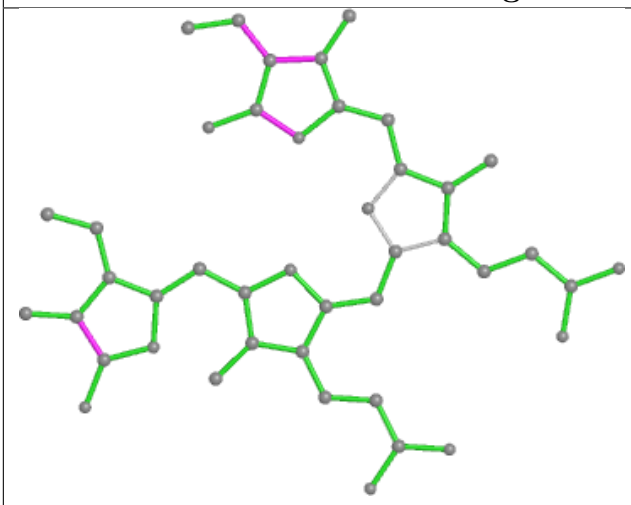

Bond lengths

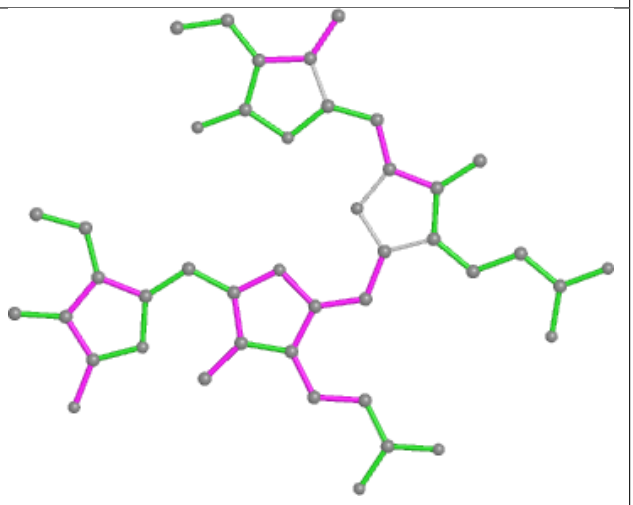

Bond angles

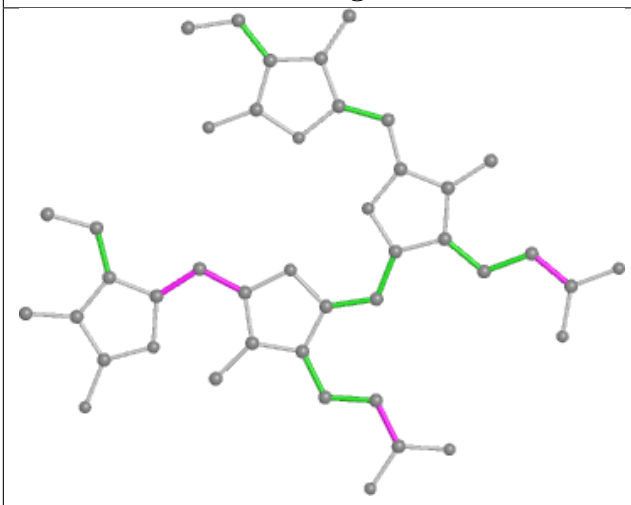

Torsions

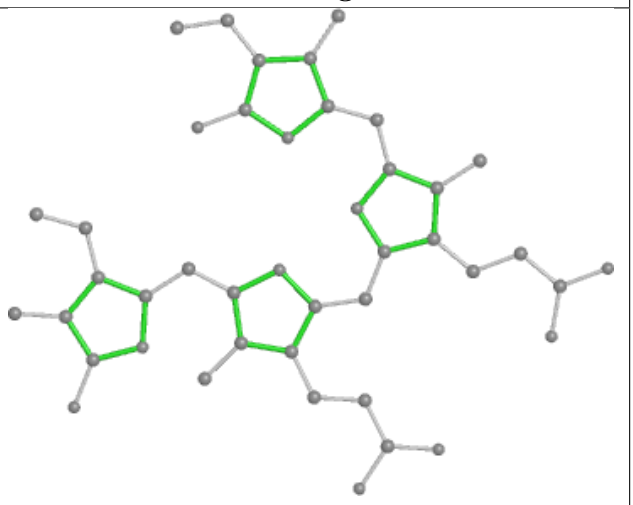

Rings

Ligand PUB l2 203

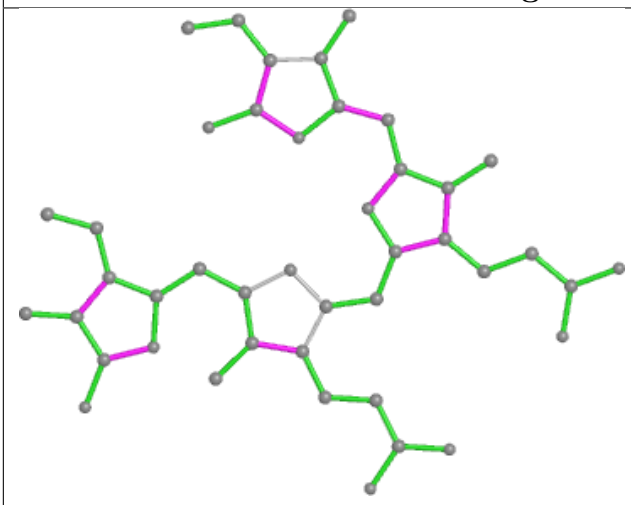

Bond lengths

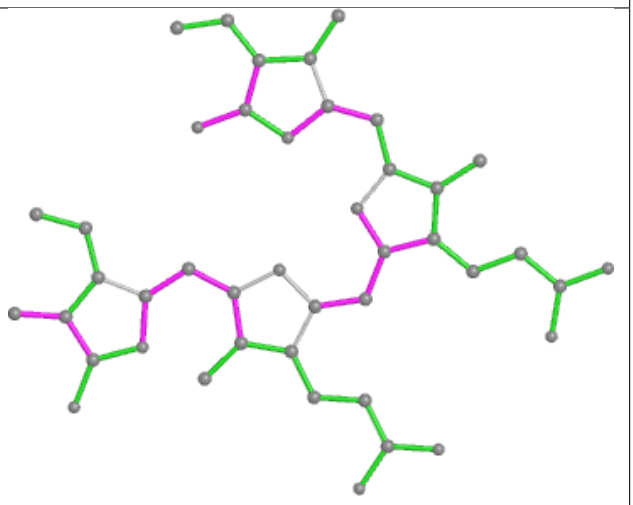

Bond angles

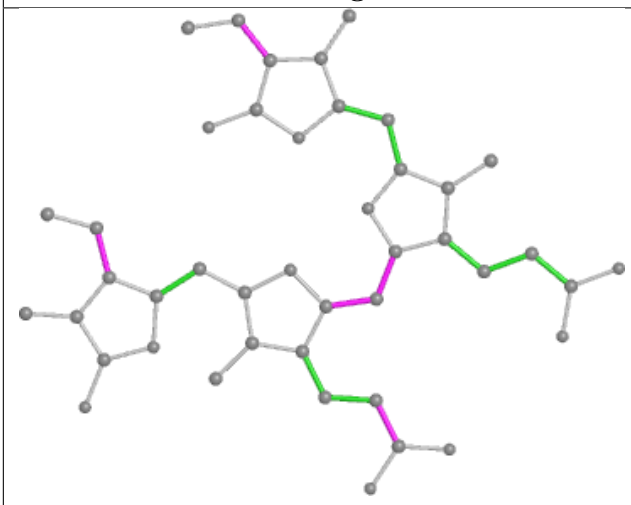

Torsions

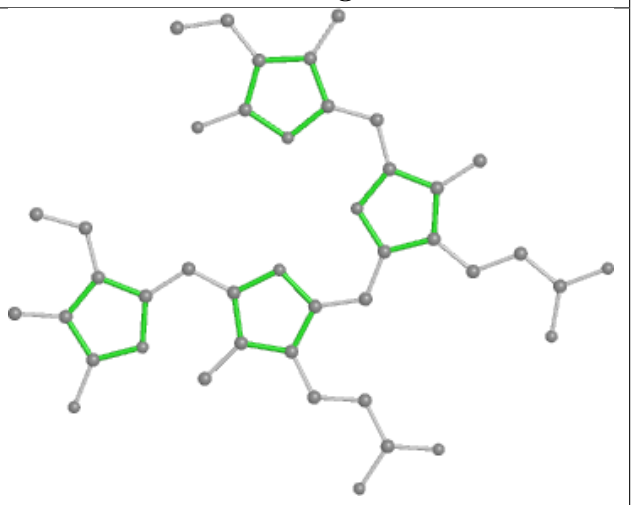

Rings

Ligand PEB Z2 202

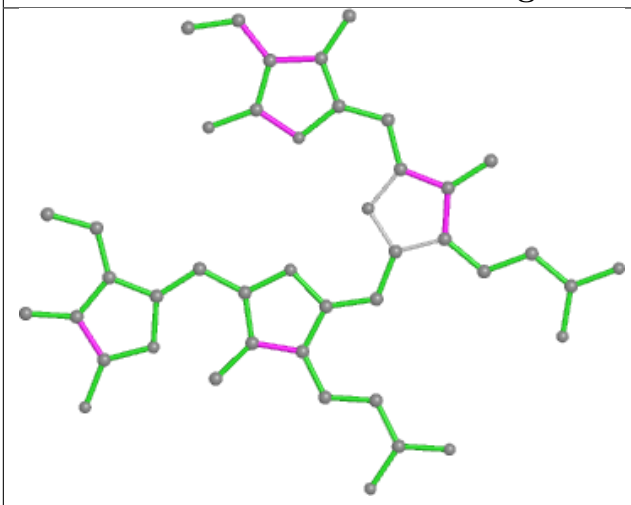

Bond lengths

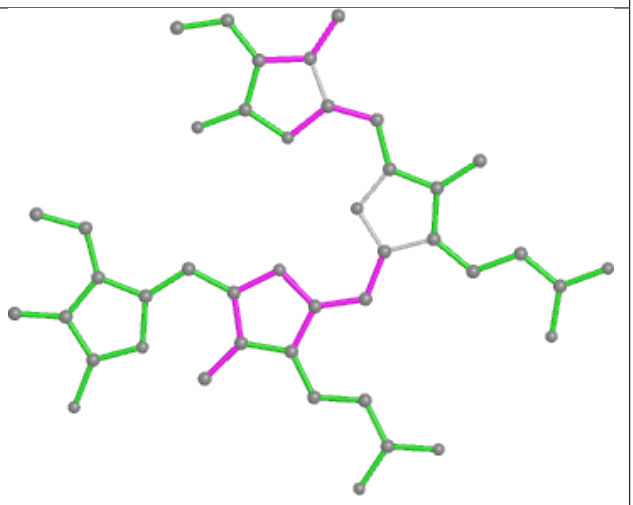

Bond angles

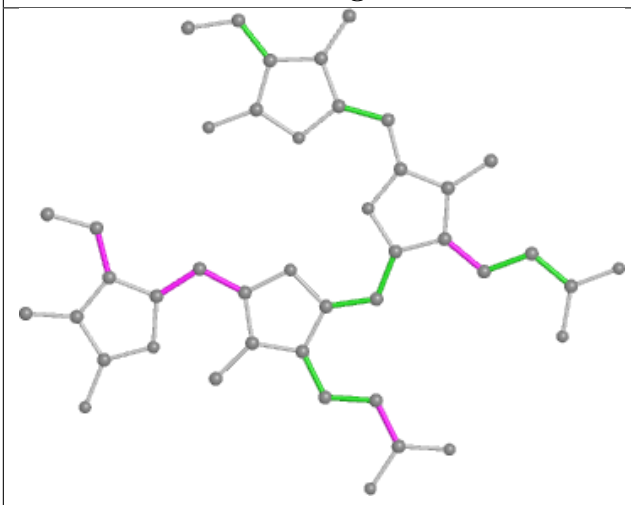

Torsions

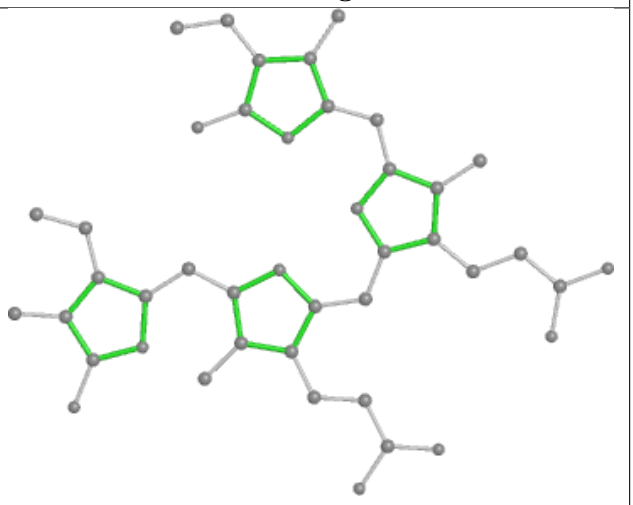

Rings

Ligand PEB eg 201

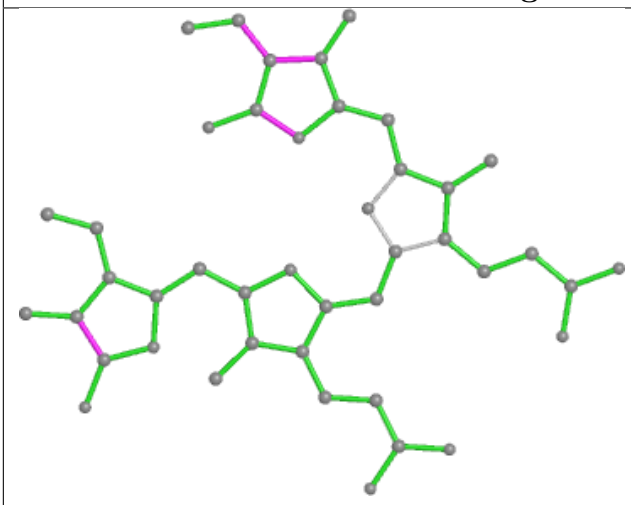

Bond lengths

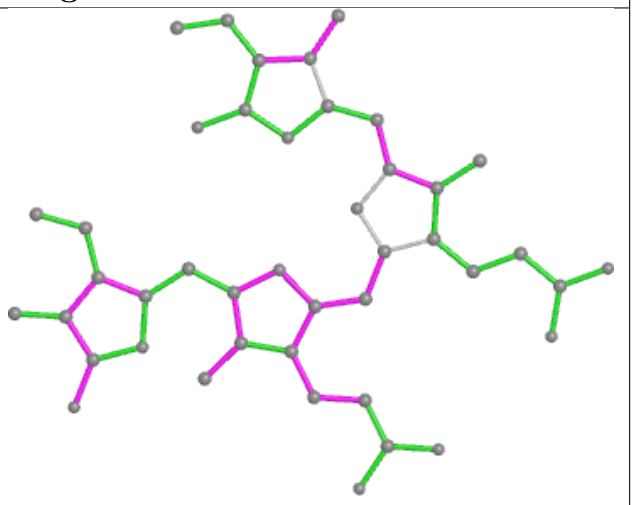

Bond angles

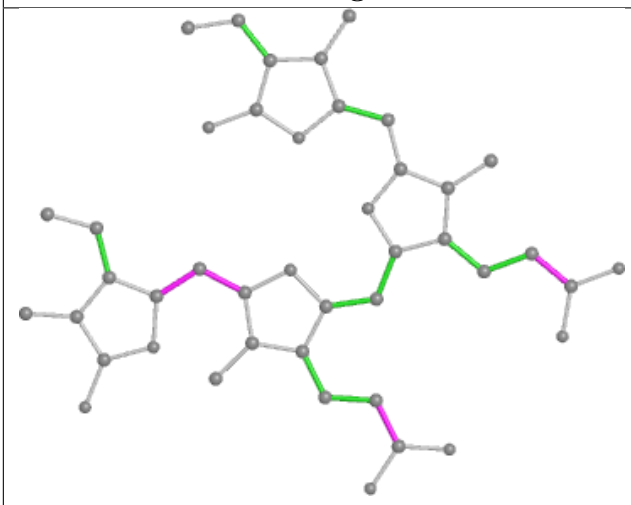

Torsions

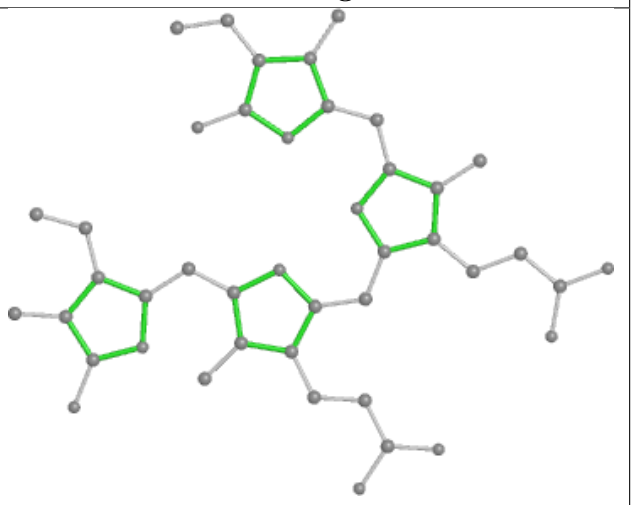

Rings

Ligand PEB d5 201

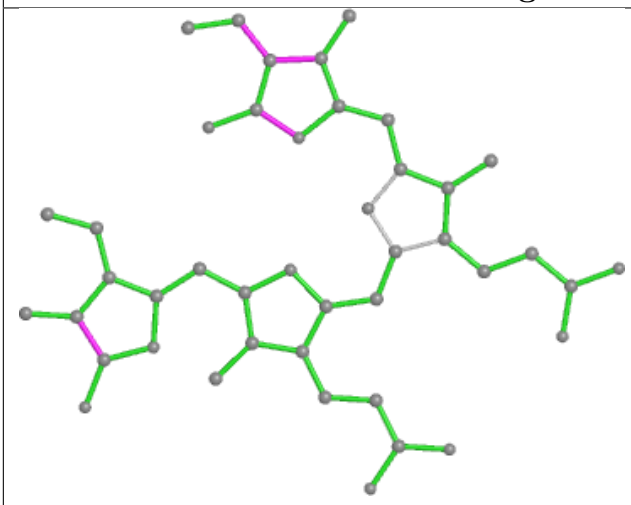

Bond lengths

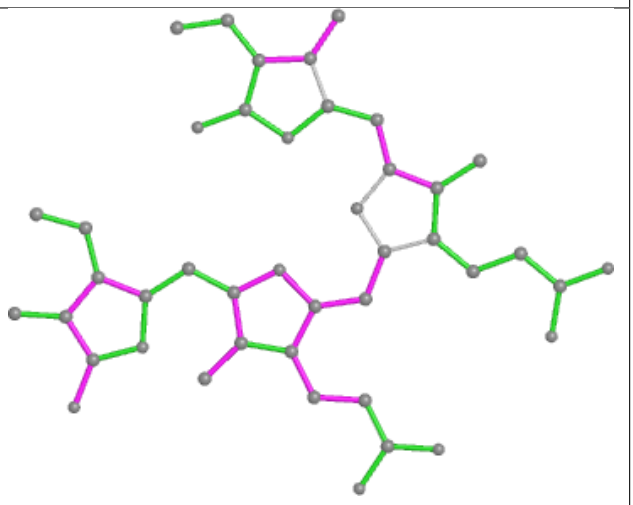

Bond angles

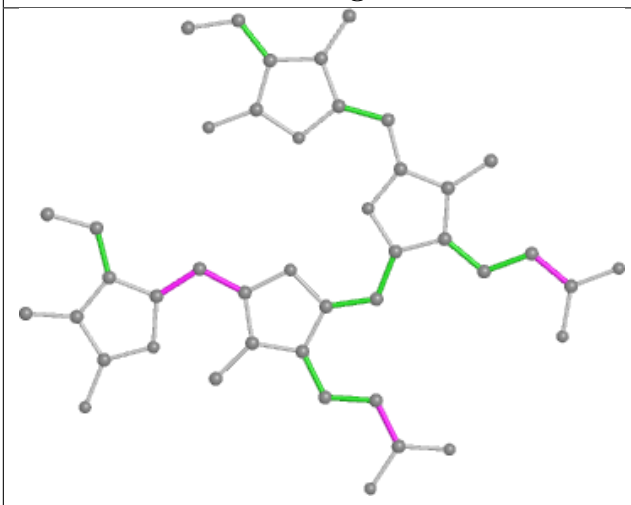

Torsions

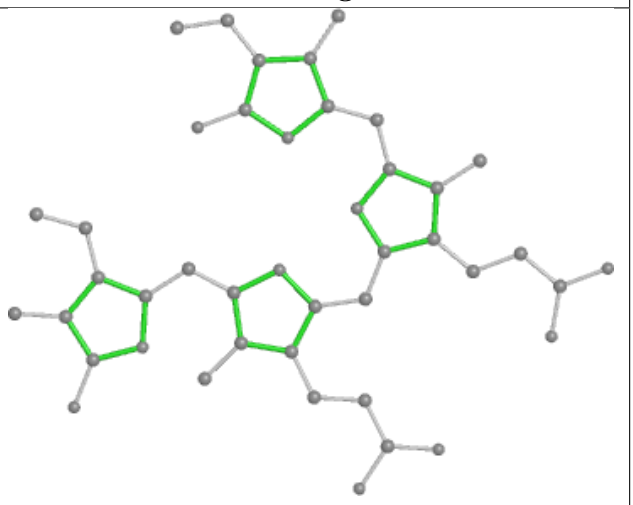

Rings

Ligand PEB aG 201

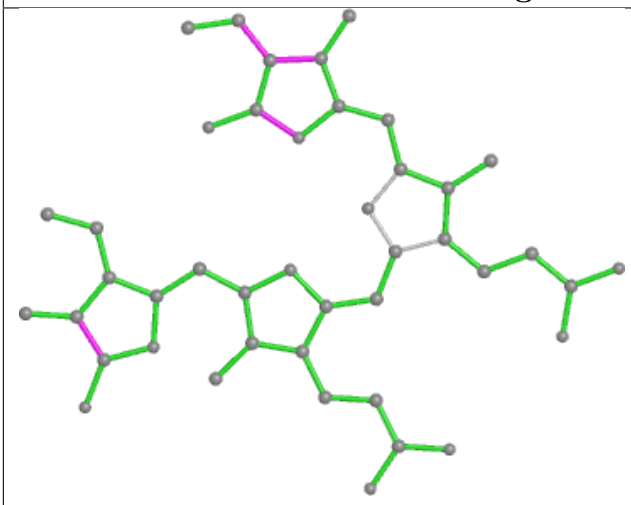

Bond lengths

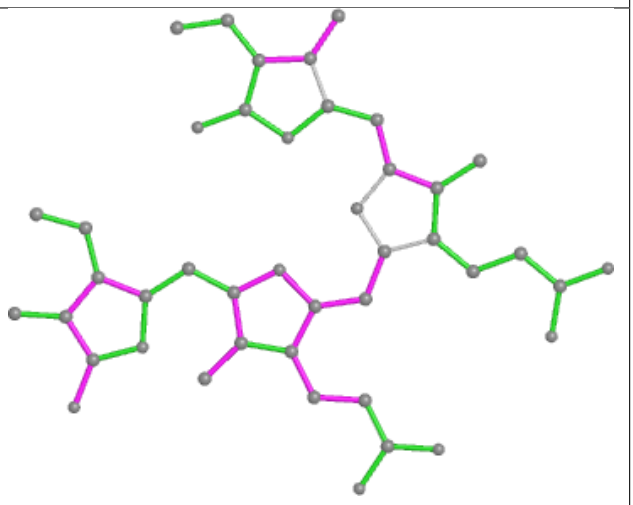

Bond angles

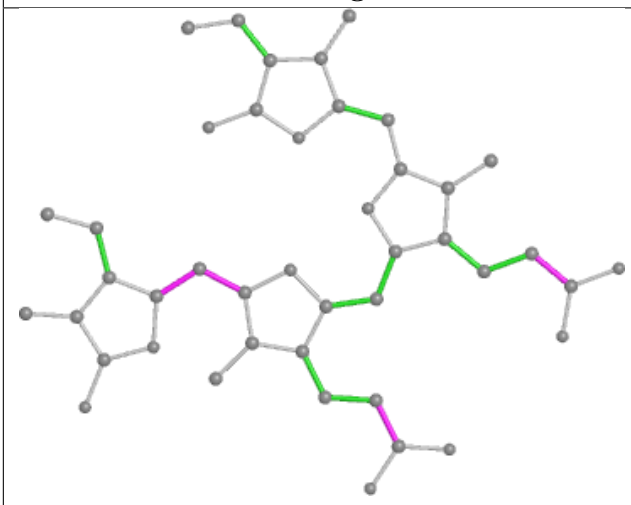

Torsions

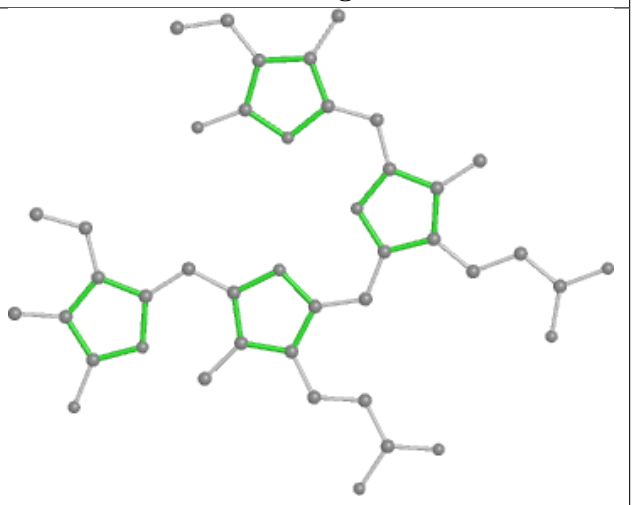

Rings

Ligand PEB N5 202

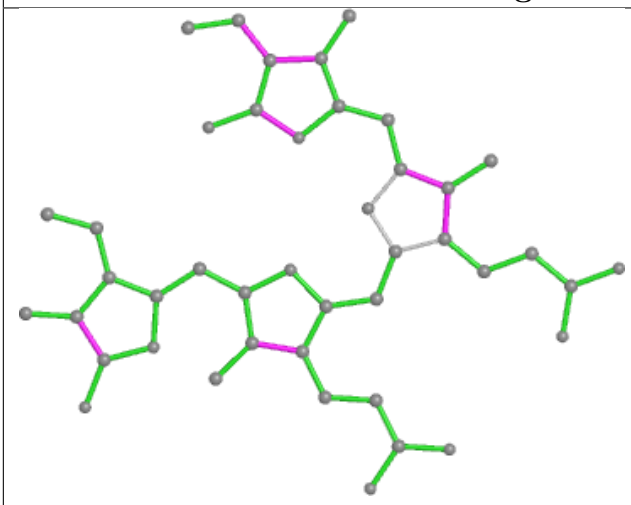

Bond lengths

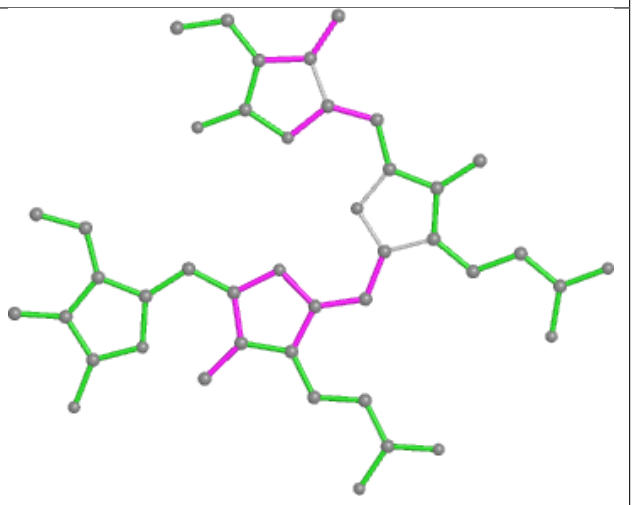

Bond angles

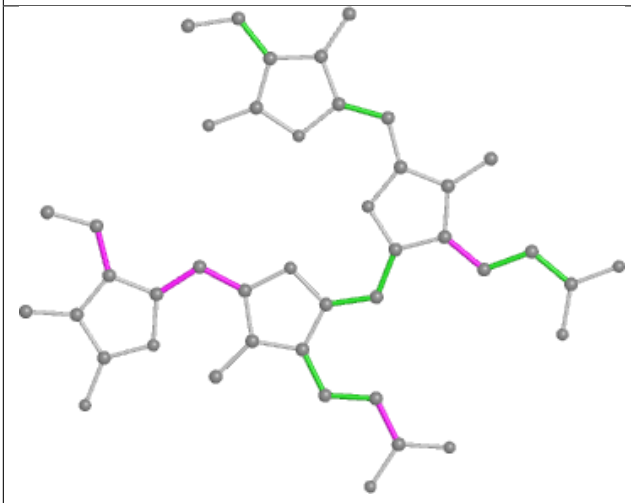

Torsions

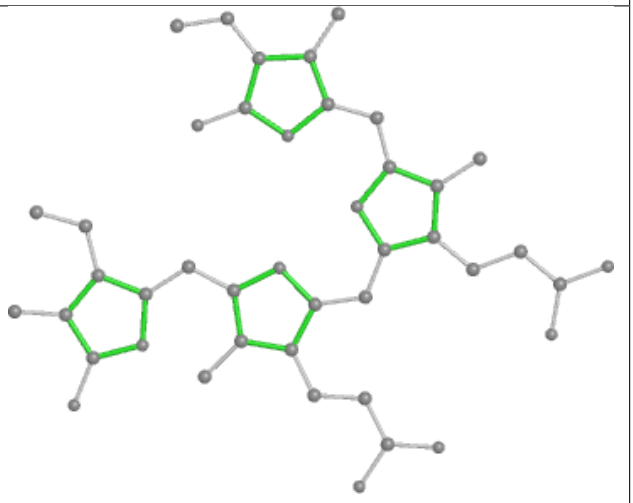

Rings

Ligand PEB R2 201

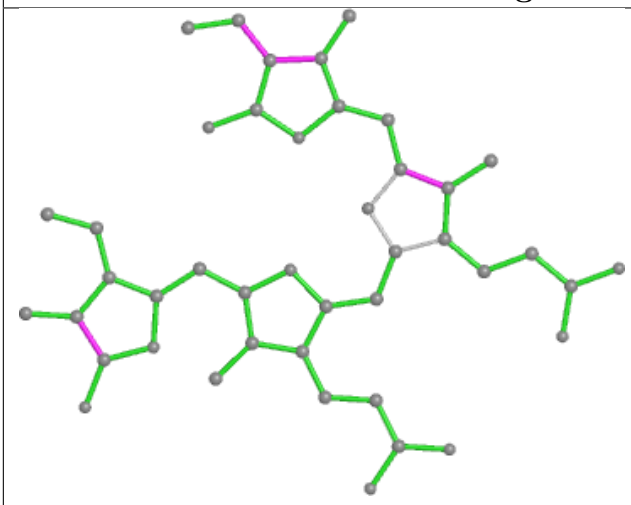

Bond lengths

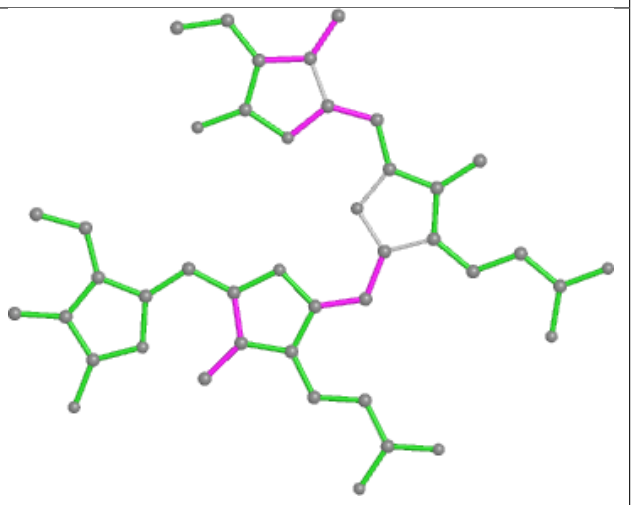

Bond angles

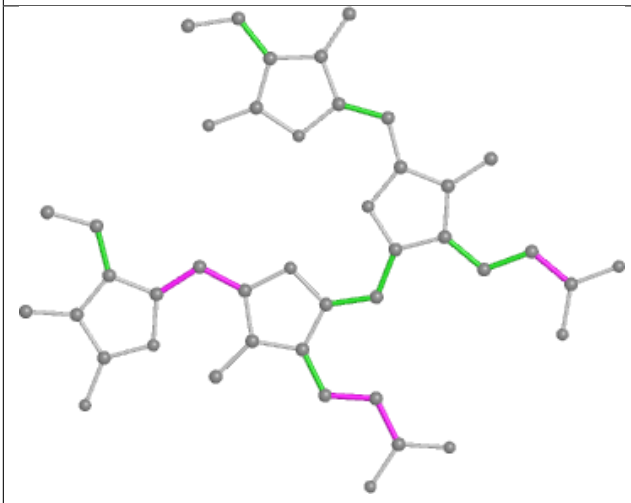

Torsions

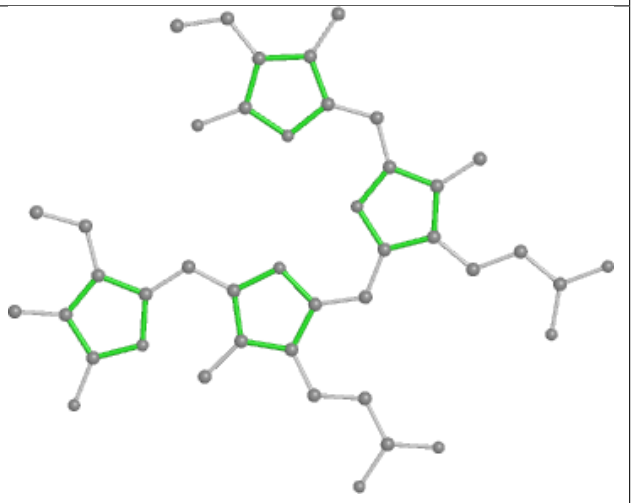

Rings

Ligand PEB q8 202

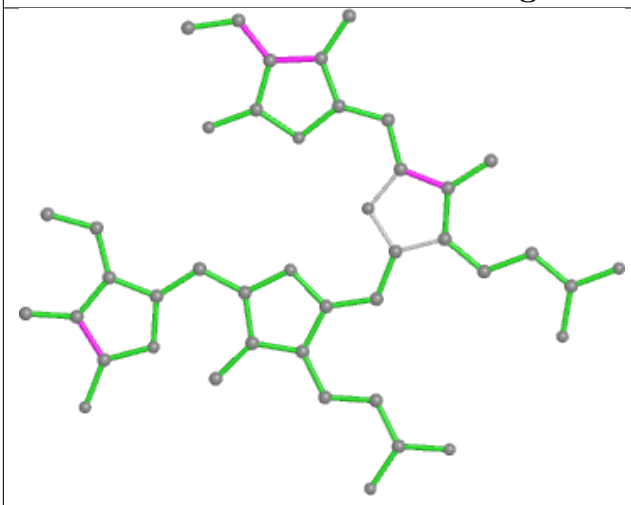

Bond lengths

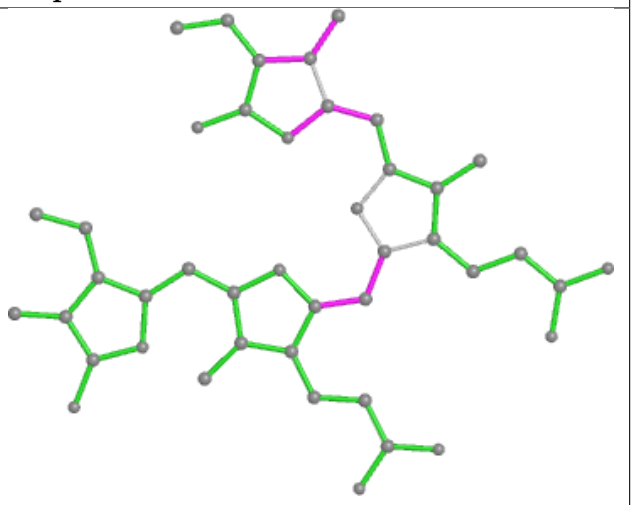

Bond angles

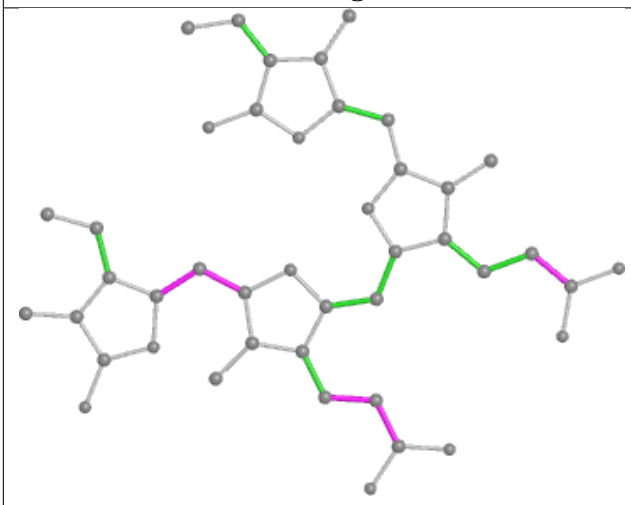

Torsions

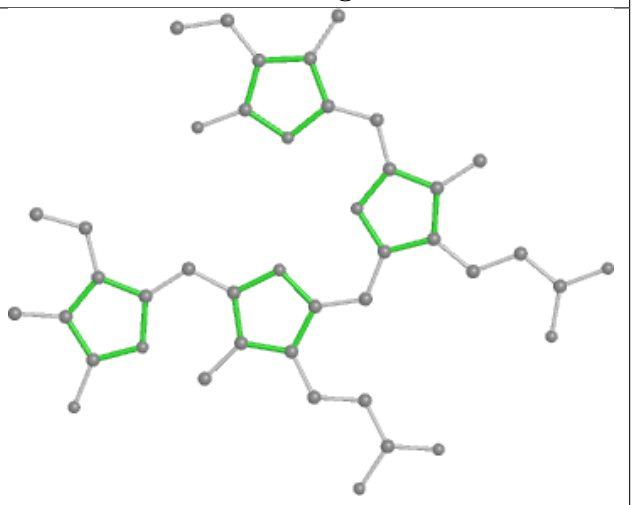

Rings

Ligand PVN Y5 1004

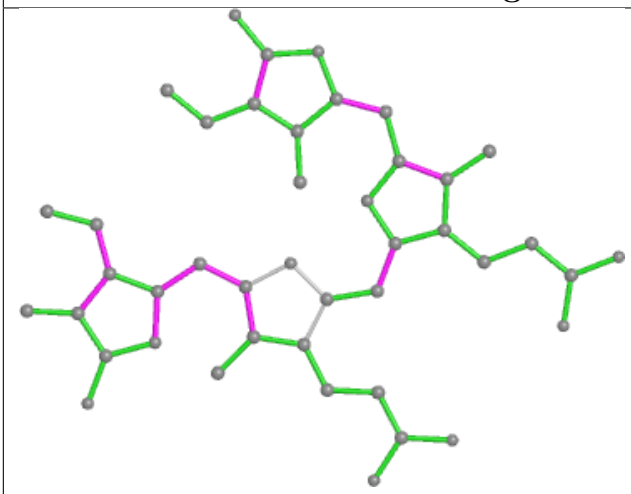

Bond lengths

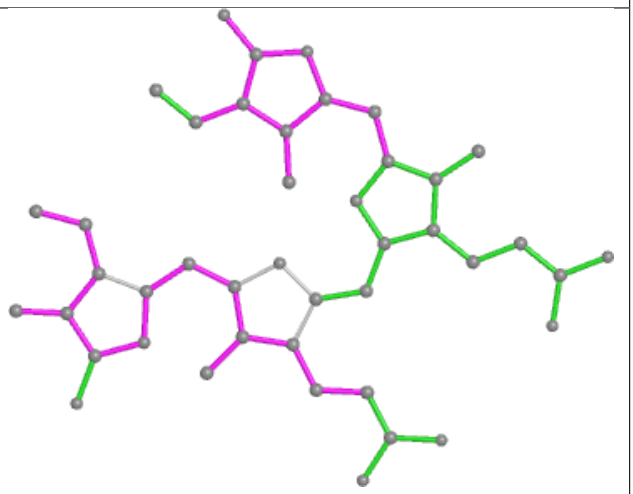

Bond angles

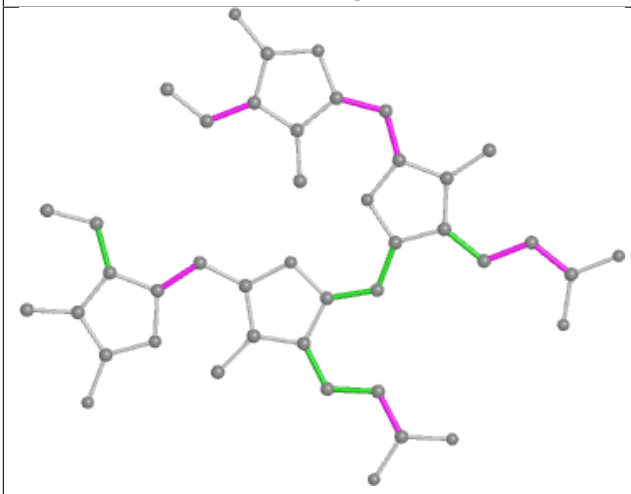

Torsions

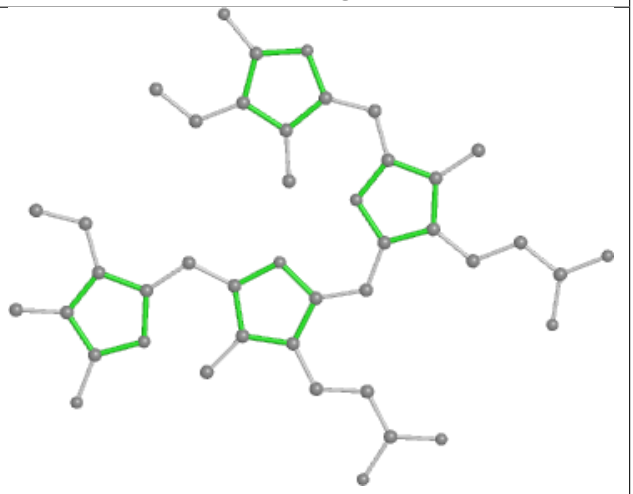

Rings

Ligand PEB fy 201

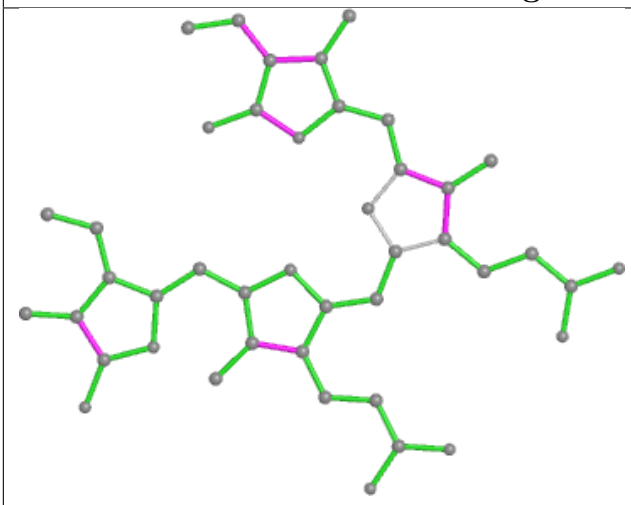

Bond lengths

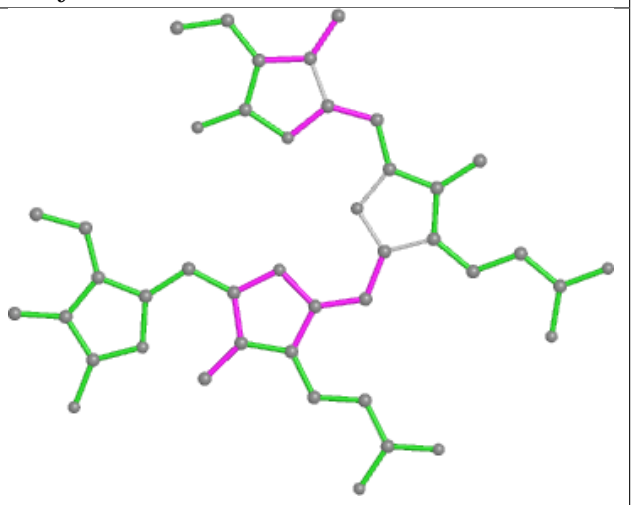

Bond angles

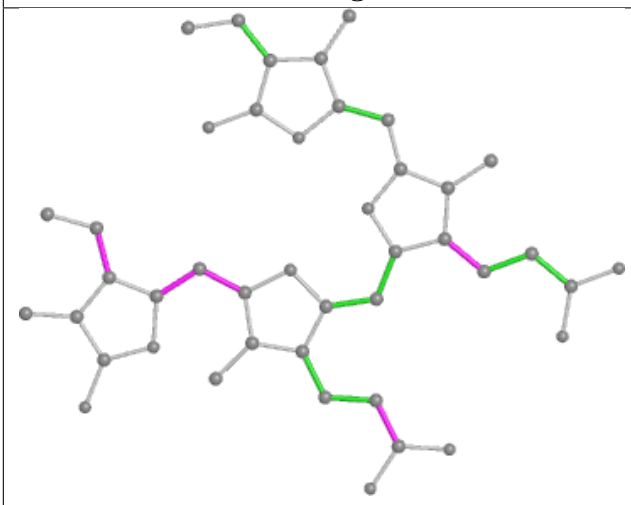

Torsions

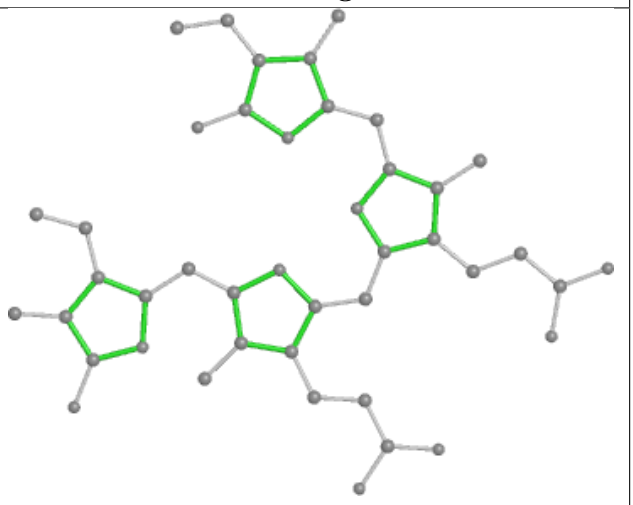

Rings

Ligand PEB Q8 202

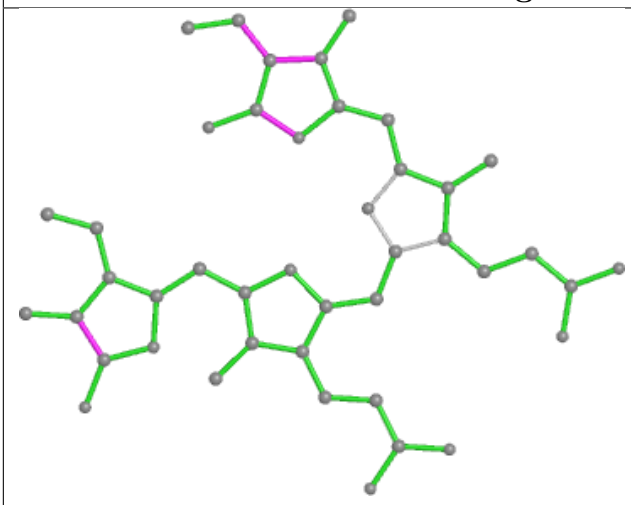

Bond lengths

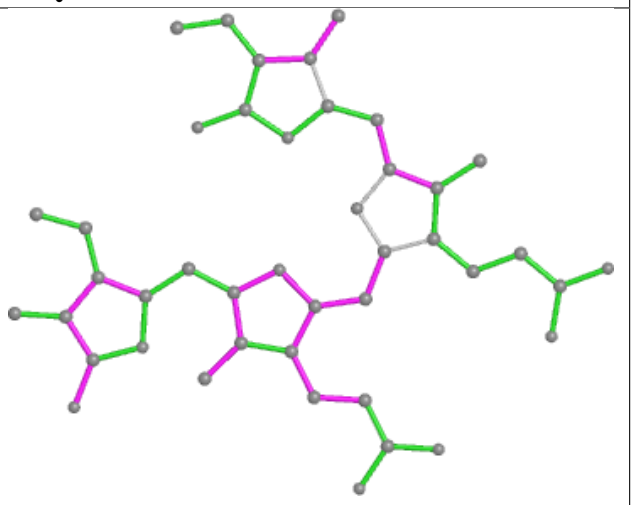

Bond angles

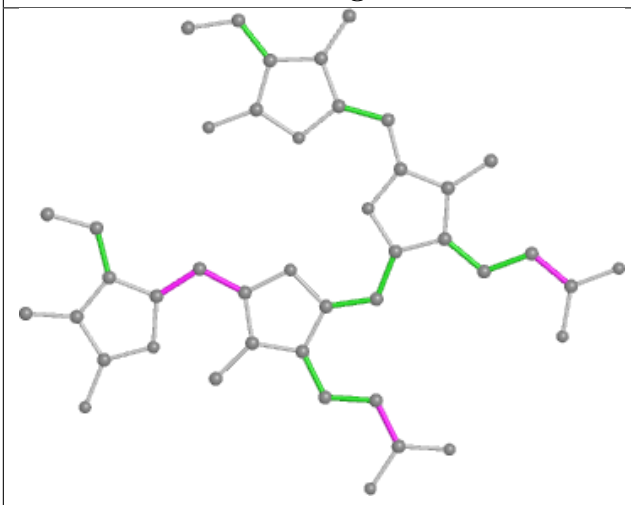

Torsions

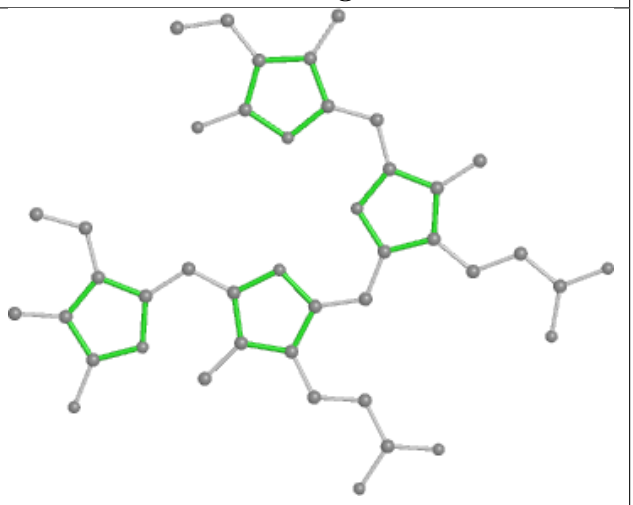

Rings

Ligand PEB gu 201

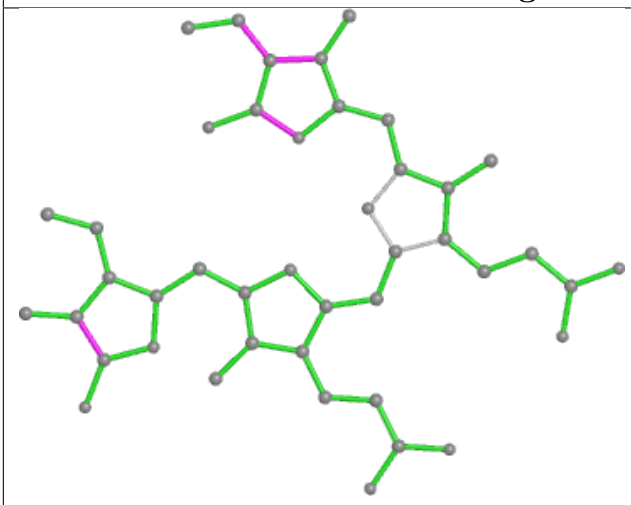

Bond lengths

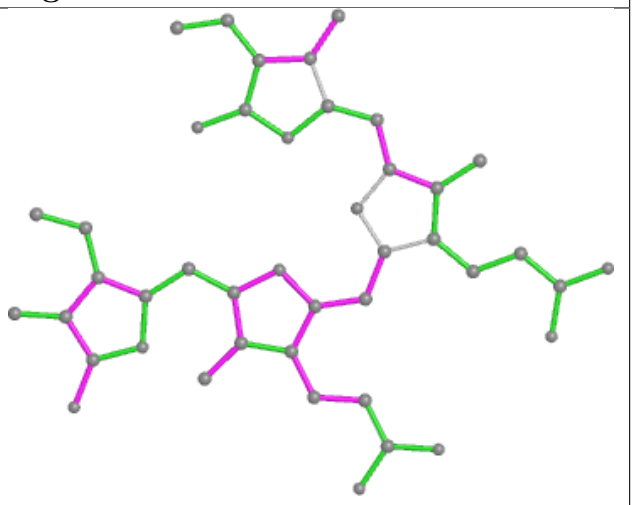

Bond angles

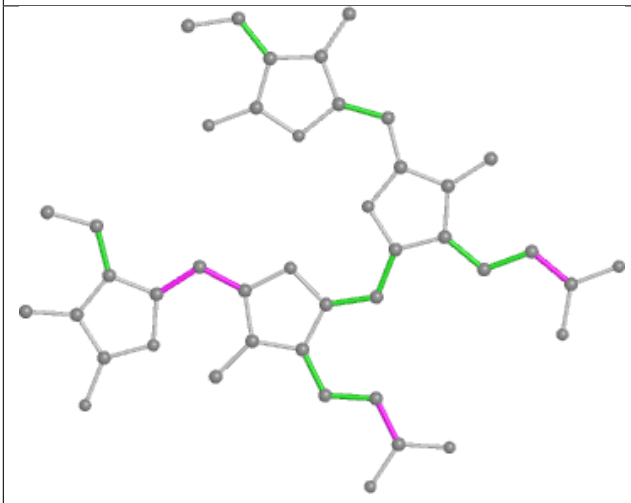

Torsions

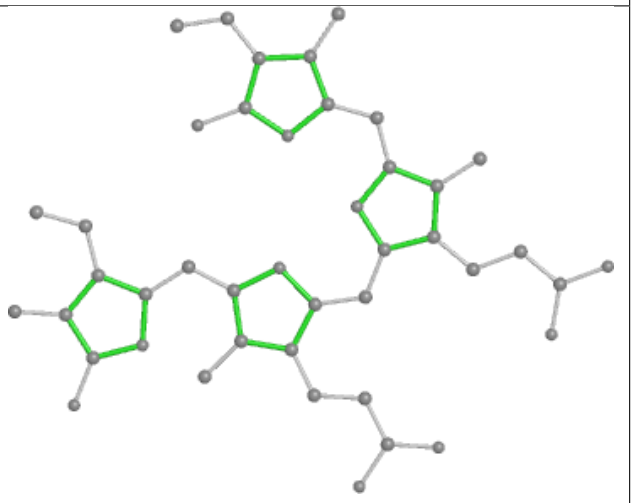

Rings

Ligand PEB C2 302

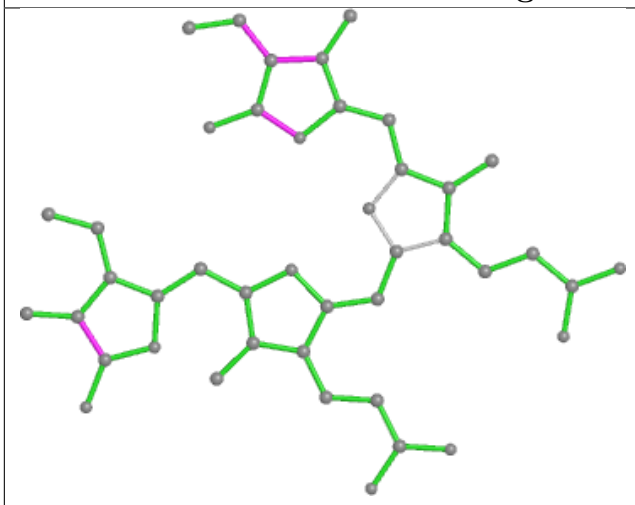

Bond lengths

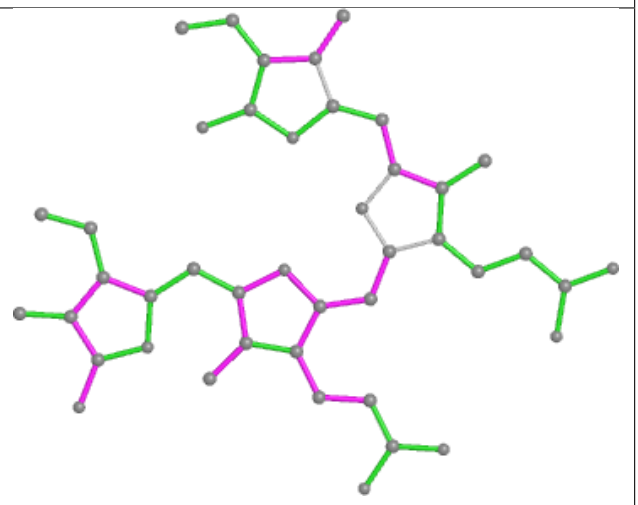

Bond angles

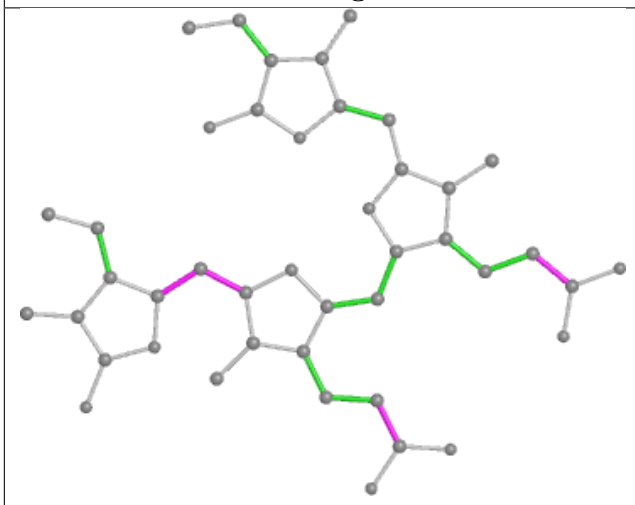

Torsions

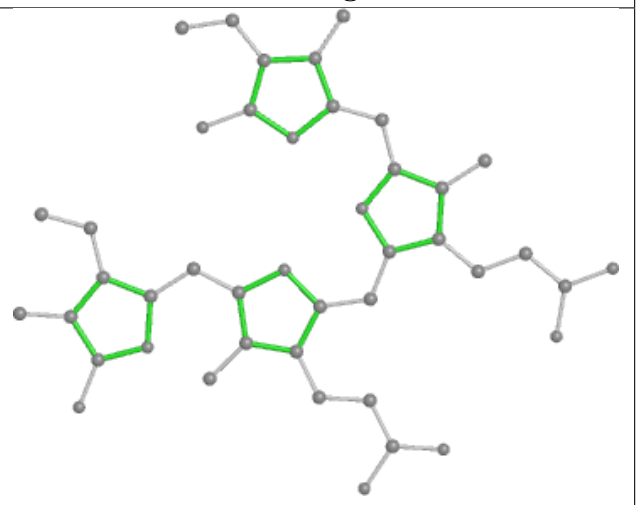

Rings

Ligand PEB b9 403

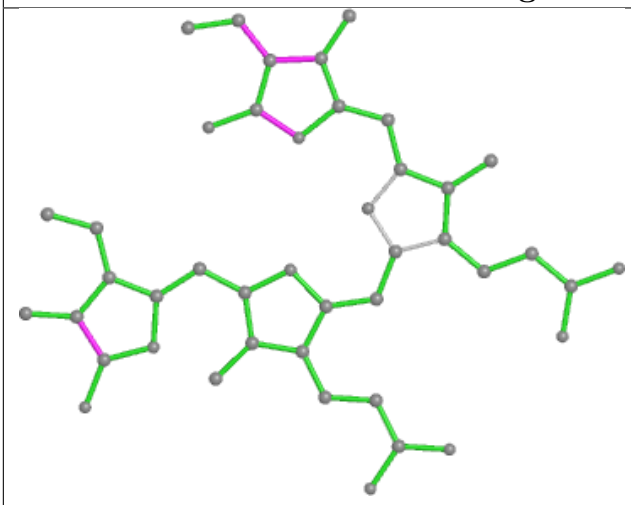

Bond lengths

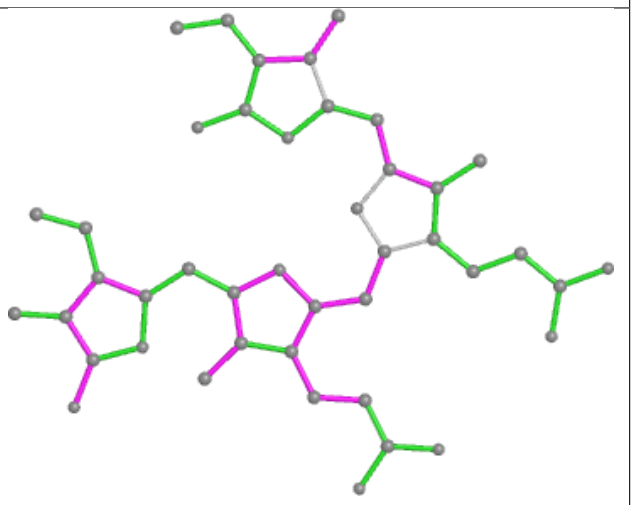

Bond angles

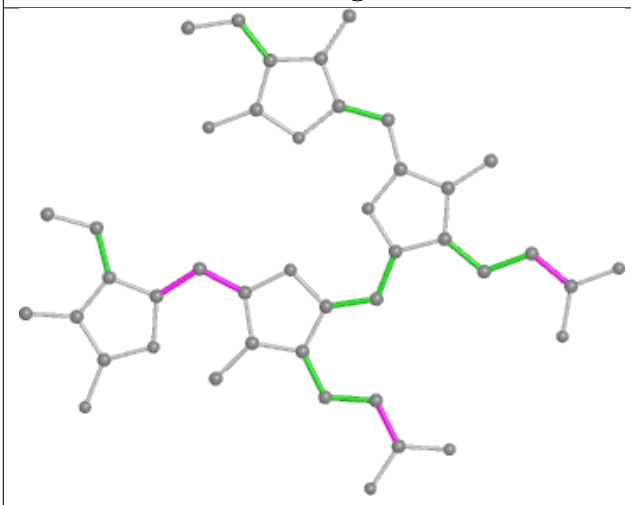

Torsions

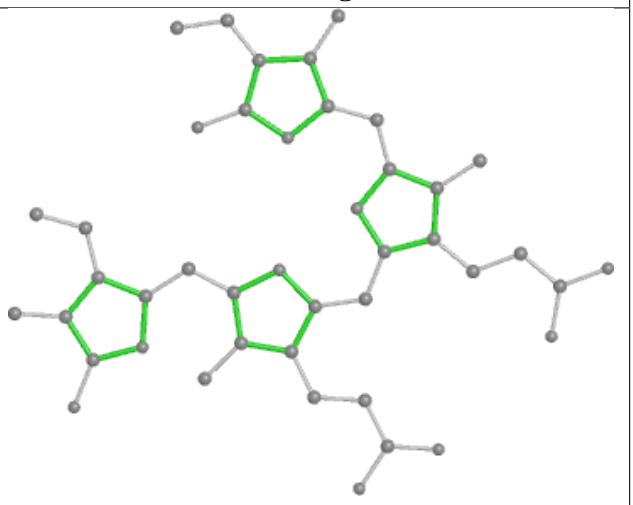

Rings

Ligand PEB G9 201

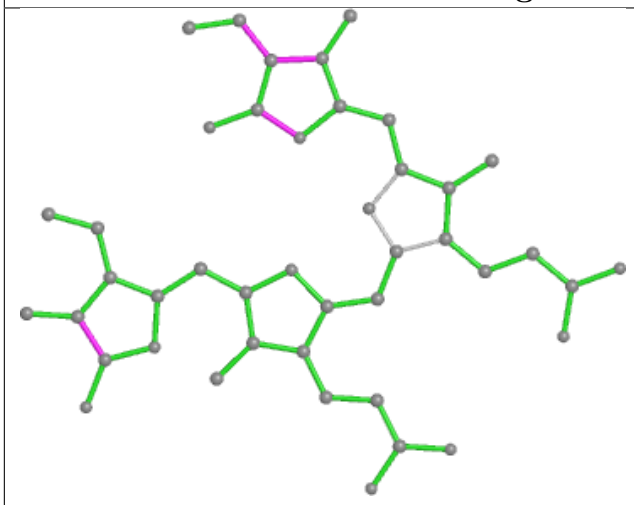

Bond lengths

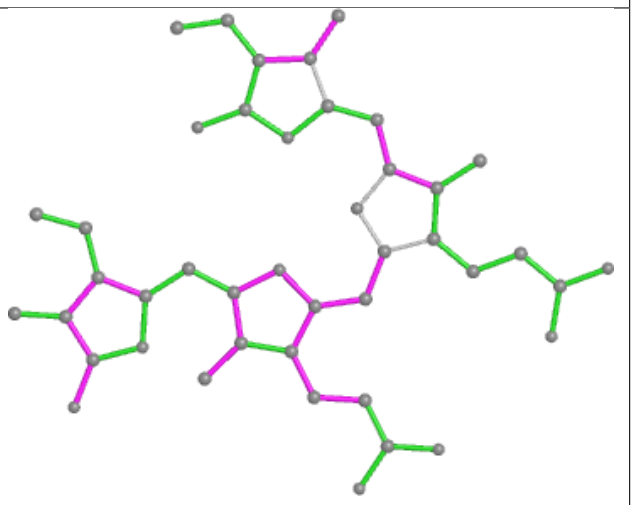

Bond angles

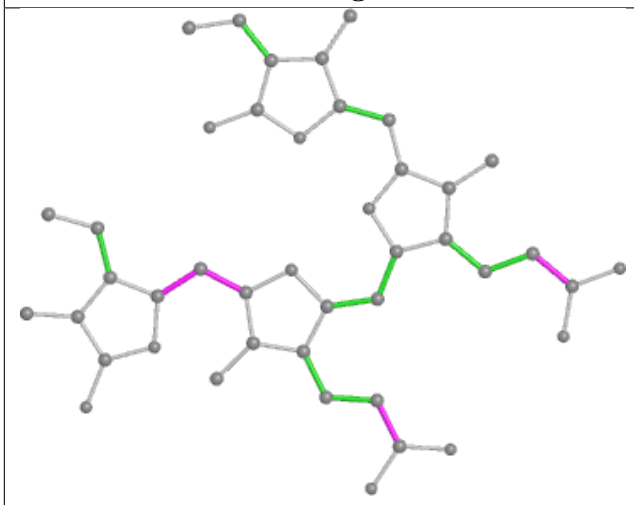

Torsions

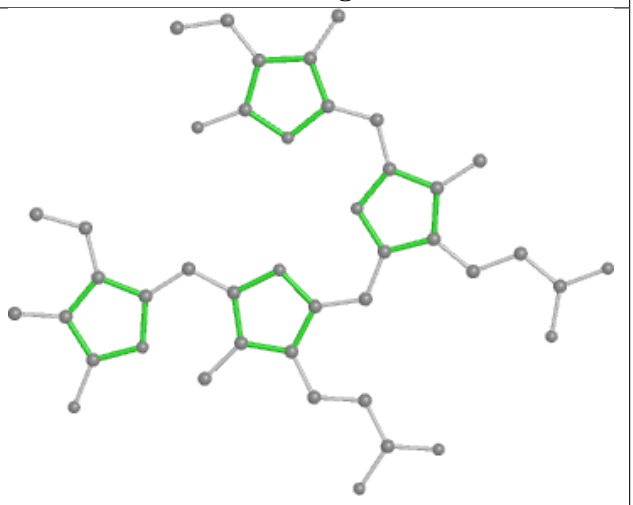

Rings

Ligand PEB N2 202

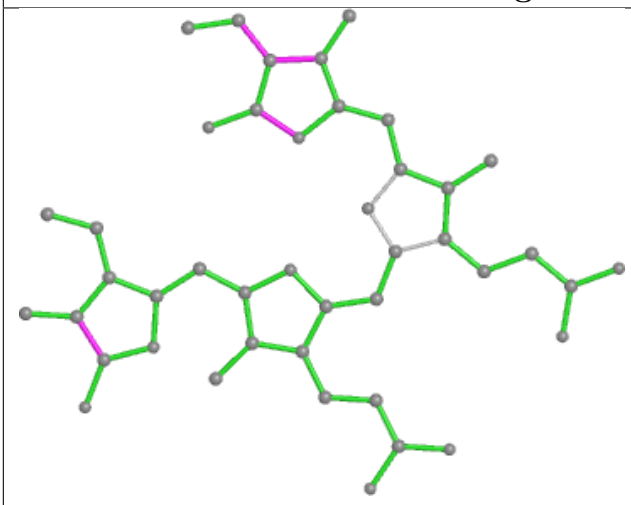

Bond lengths

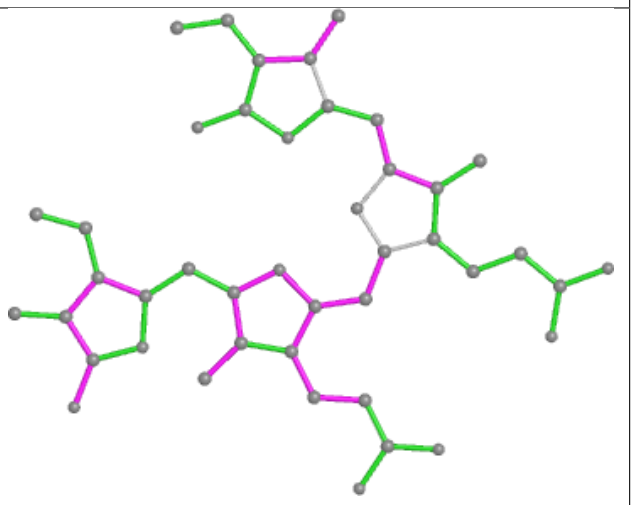

Bond angles

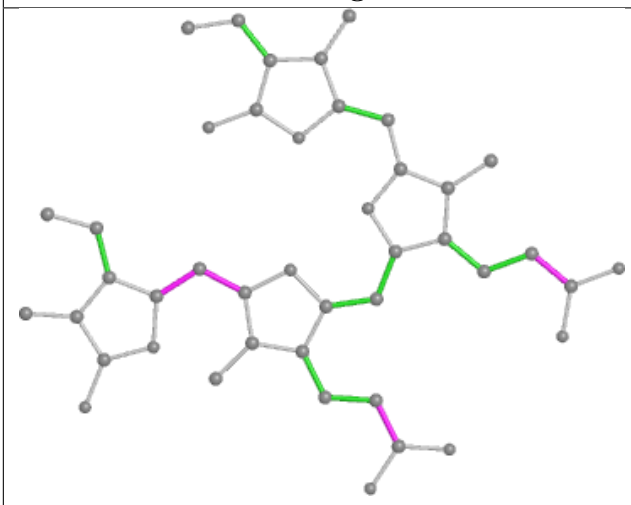

Torsions

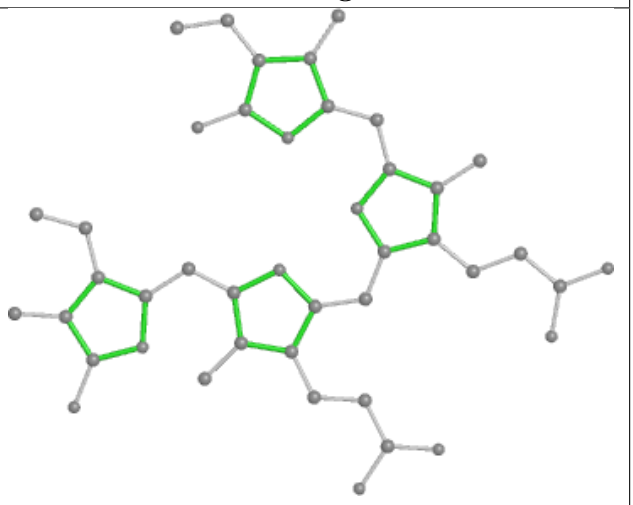

Rings

Ligand PEB W2 202

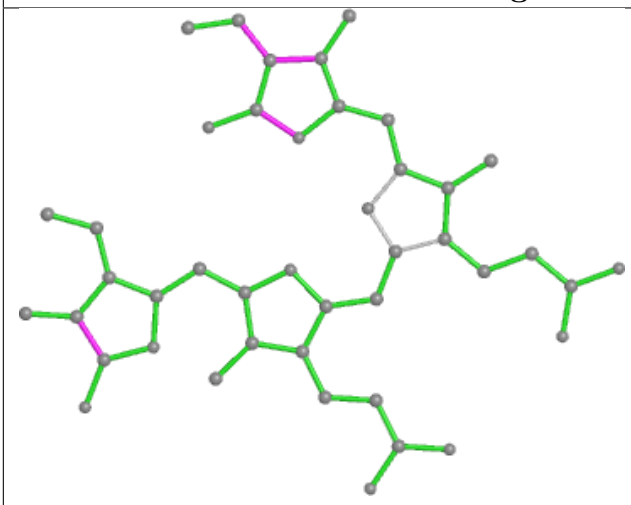

Bond lengths

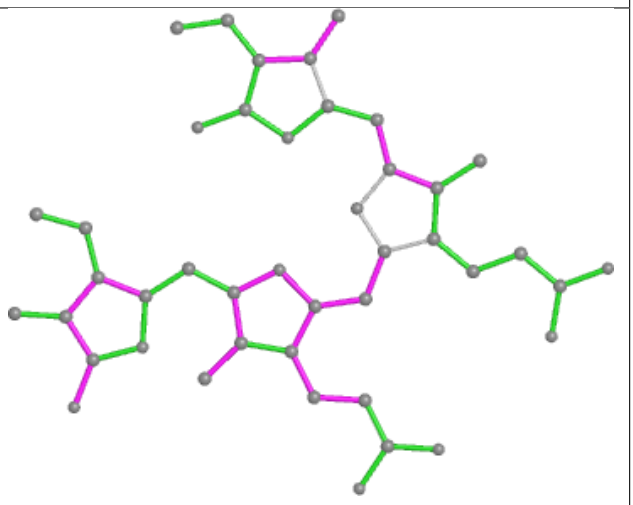

Bond angles

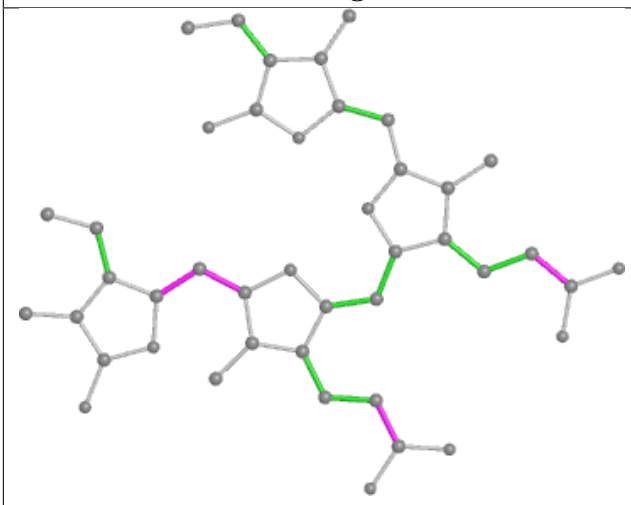

Torsions

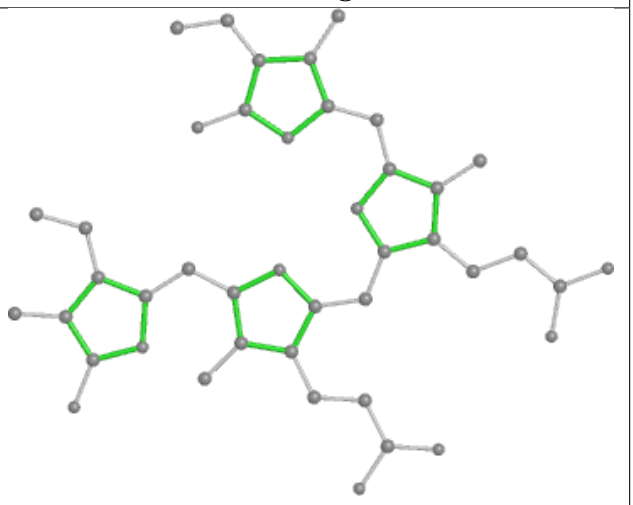

Rings

Ligand PEB X5 401

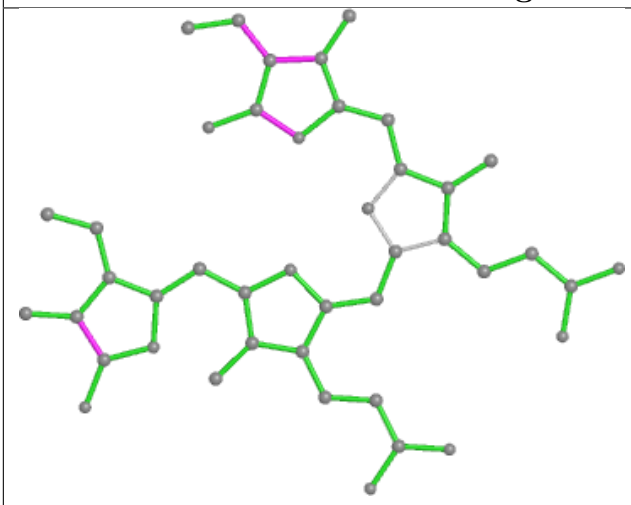

Bond lengths

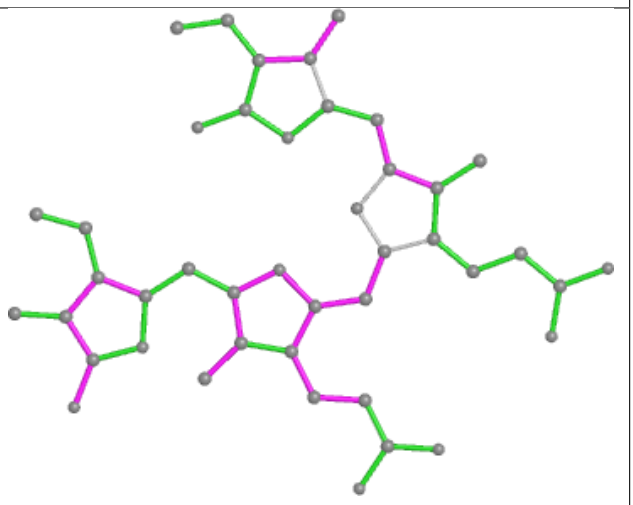

Bond angles

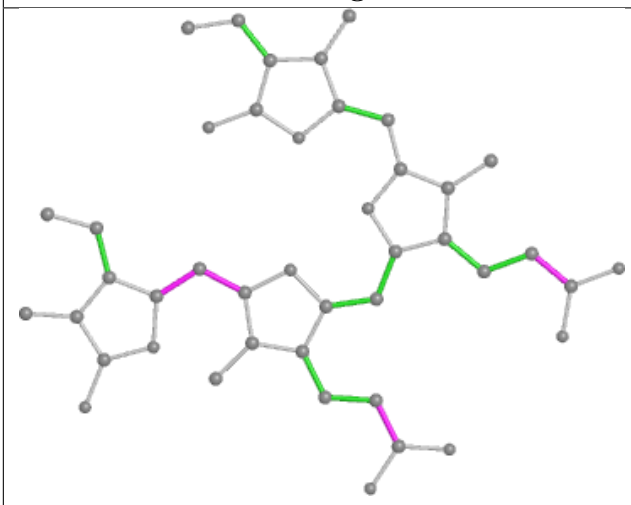

Torsions

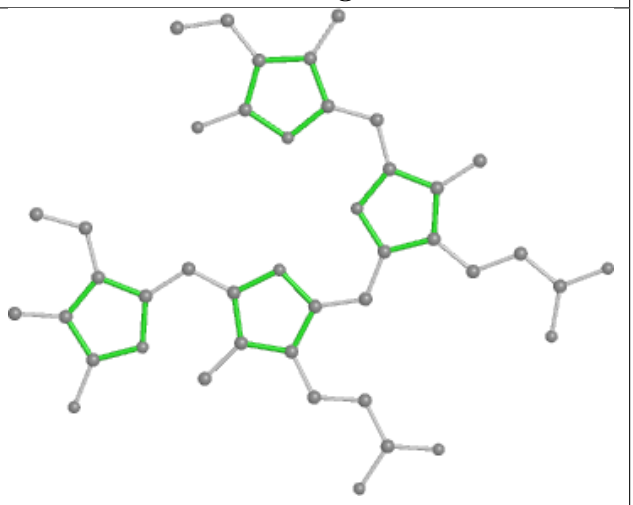

Rings

Ligand PEB X2 202

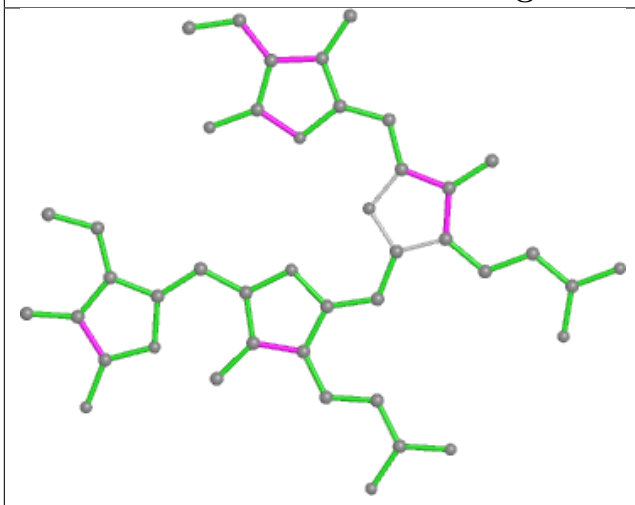

Bond lengths

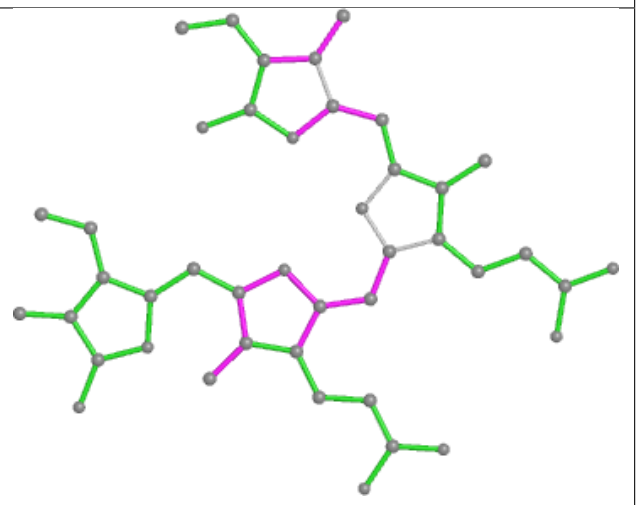

Bond angles

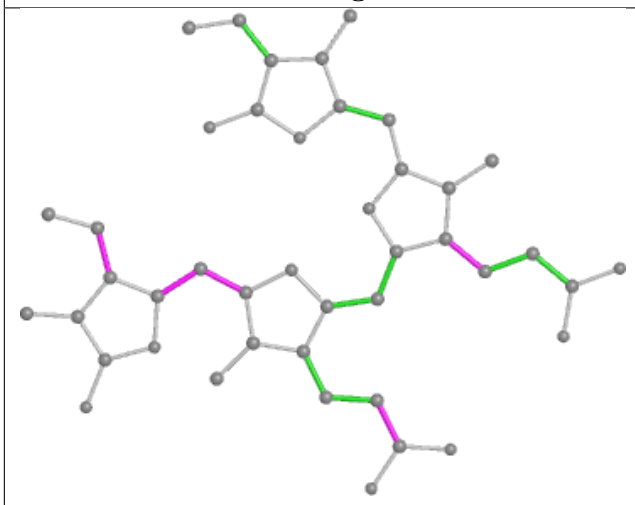

Torsions

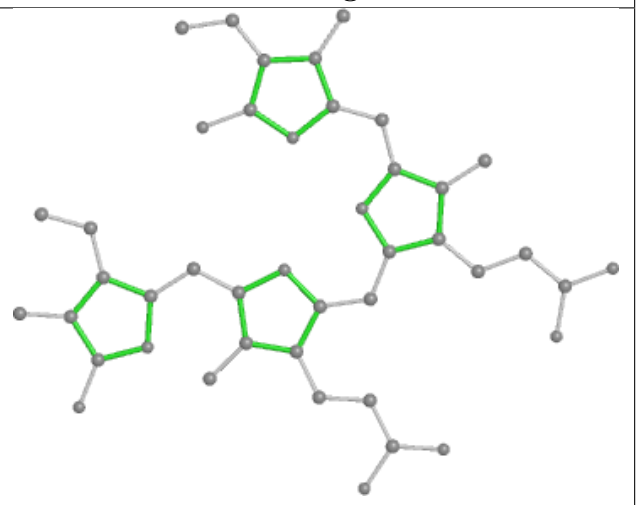

Rings

Ligand PUB D4 203

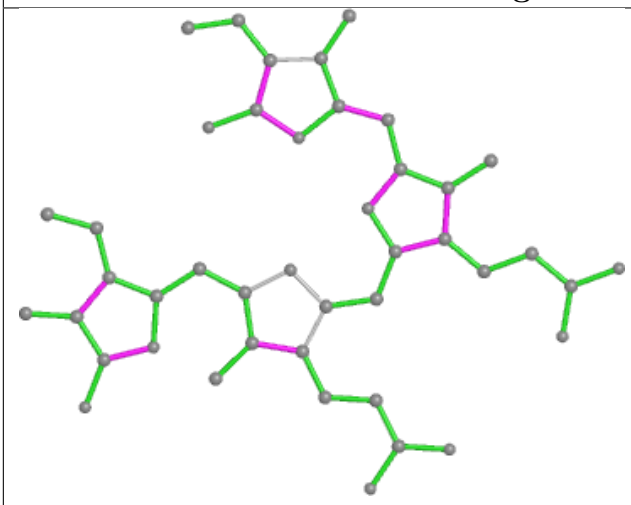

Bond lengths

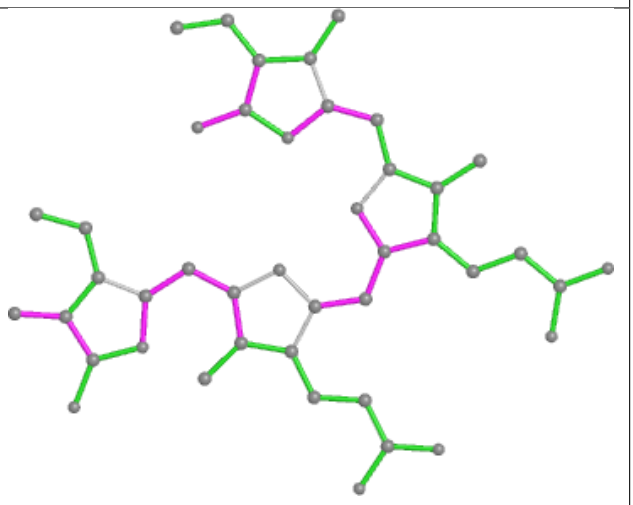

Bond angles

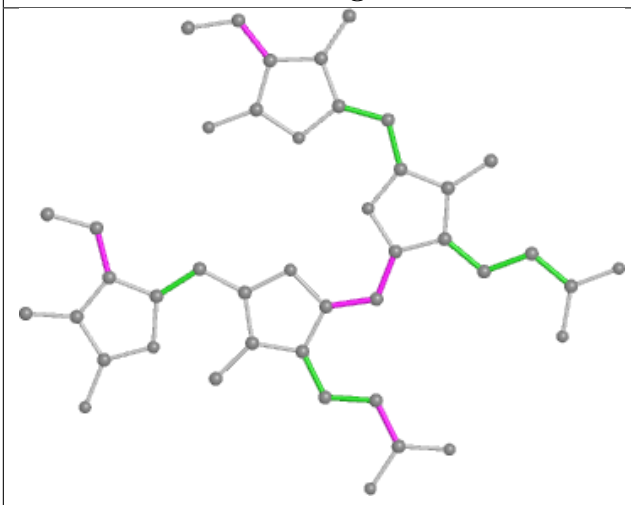

Torsions

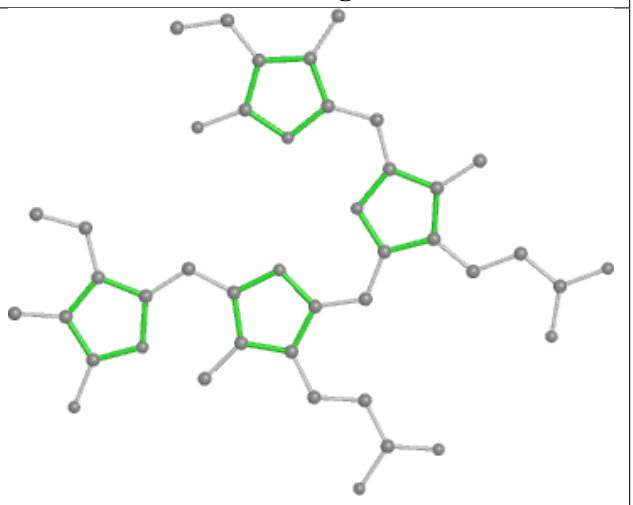

Rings

Ligand PUB dK 203

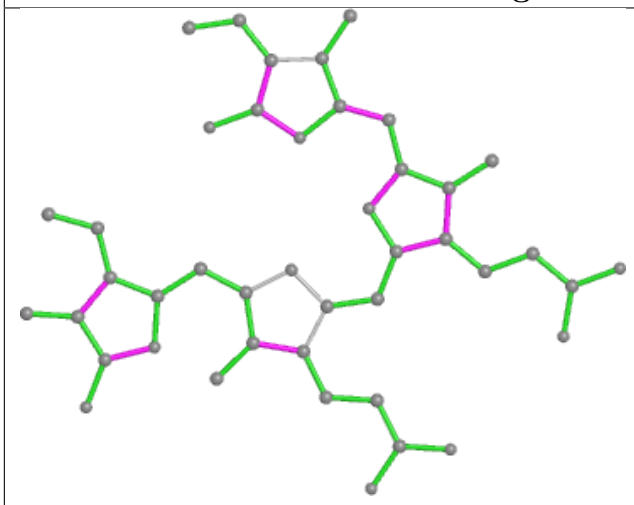

Bond lengths

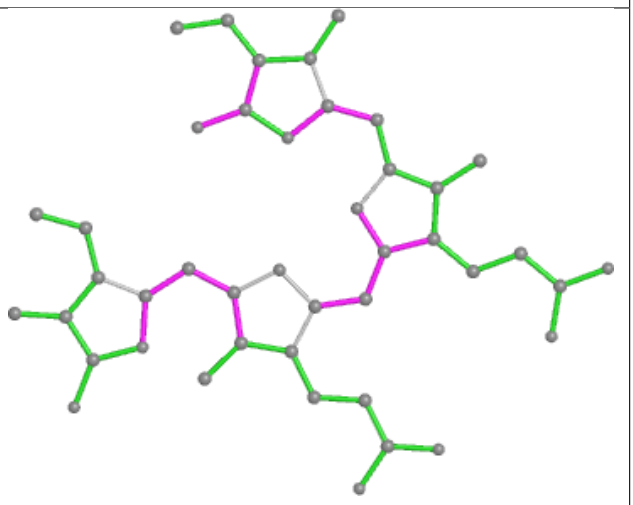

Bond angles

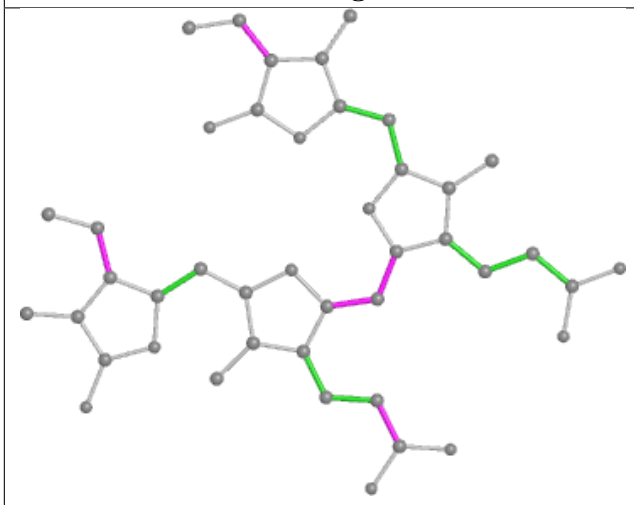

Torsions

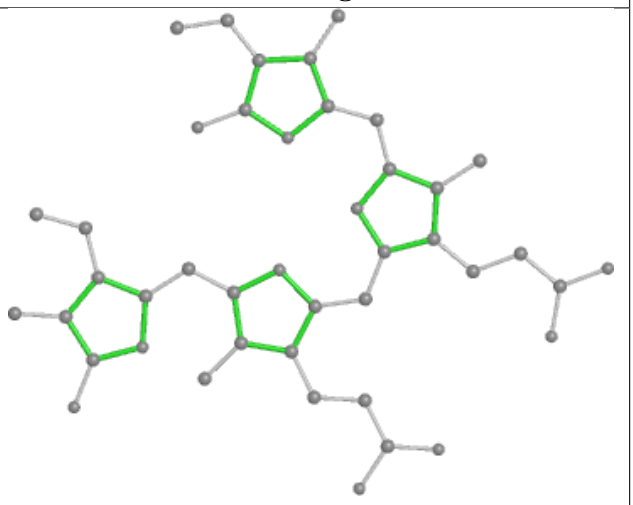

Rings

Ligand PEB y8 201

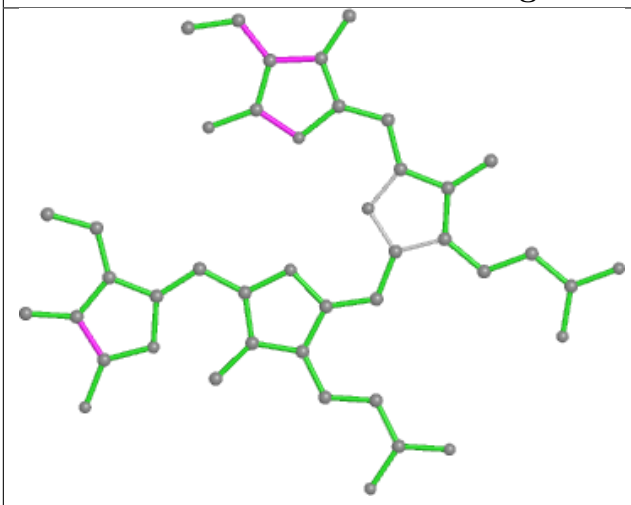

Bond lengths

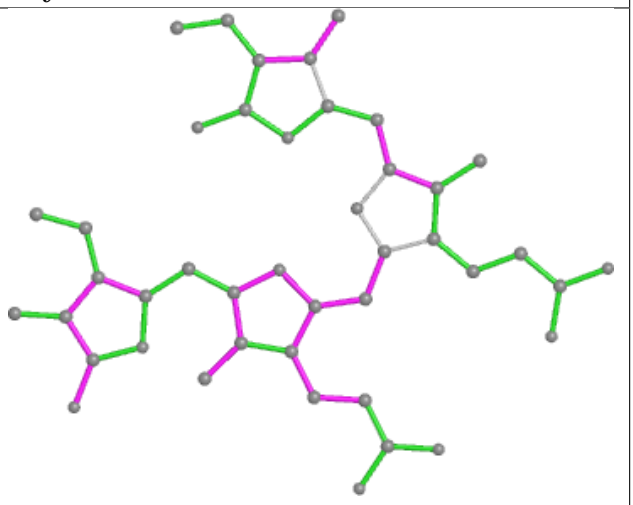

Bond angles

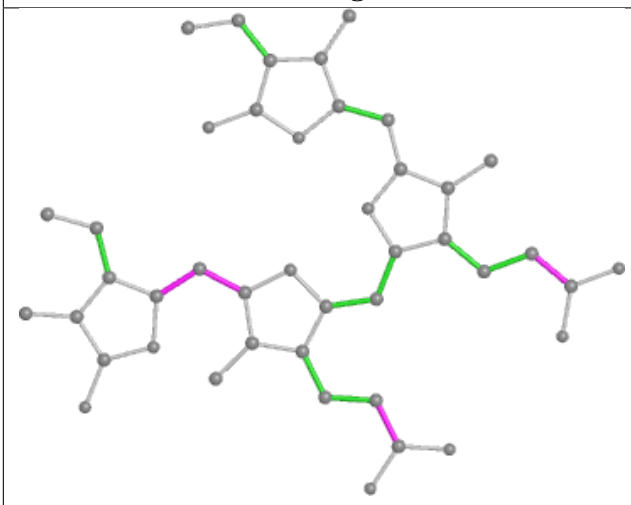

Torsions

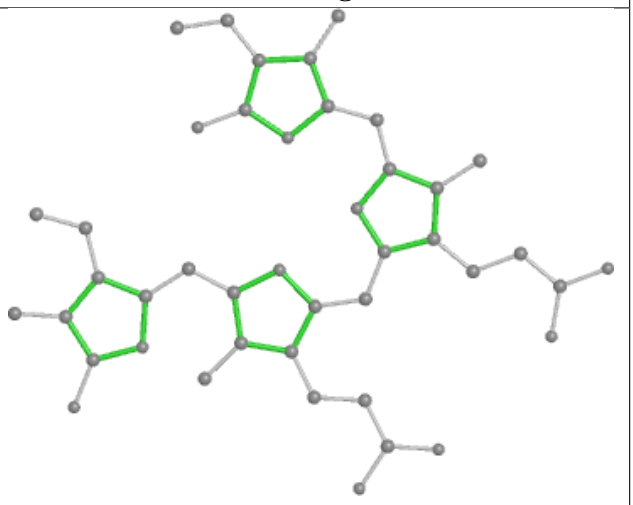

Rings

Ligand PEB 34 1003

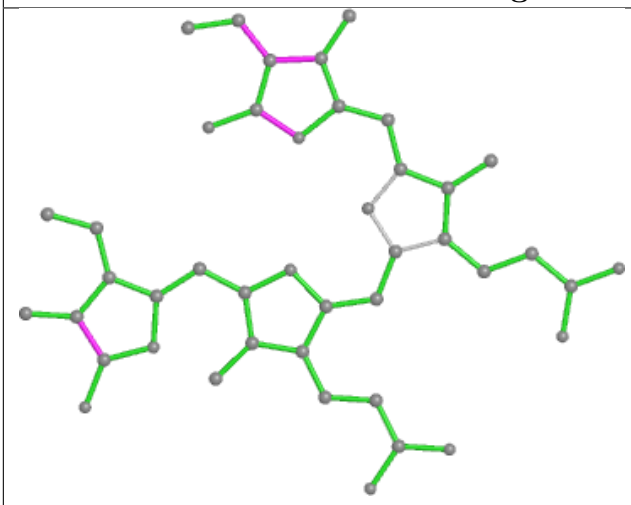

Bond lengths

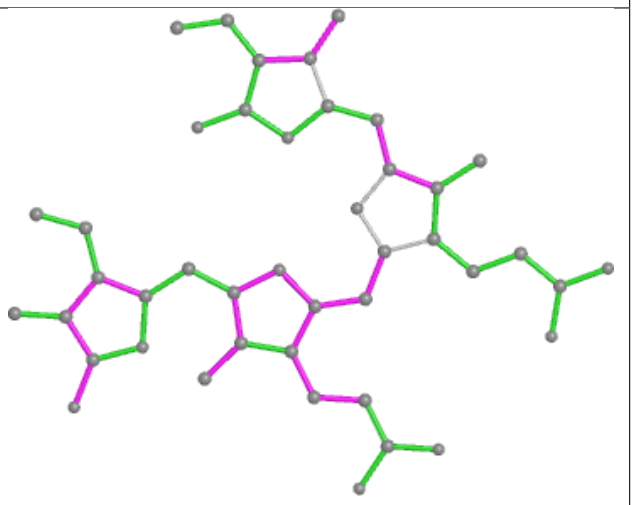

Bond angles

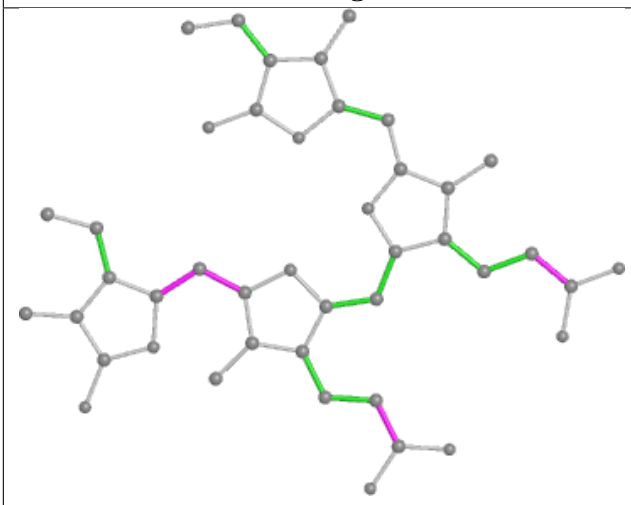

Torsions

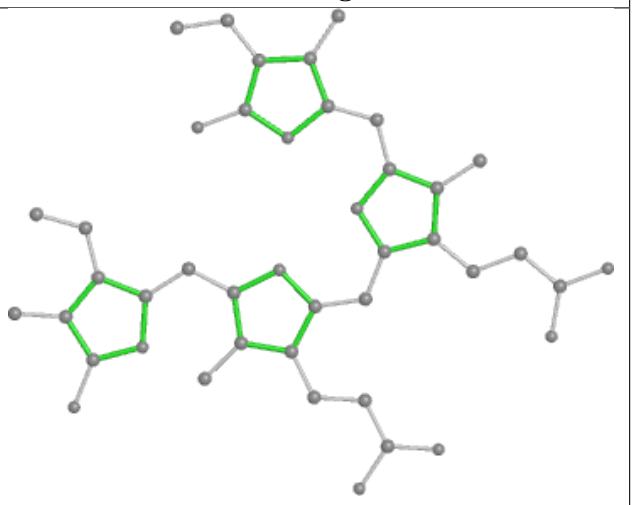

Rings

Ligand PEB dK 201

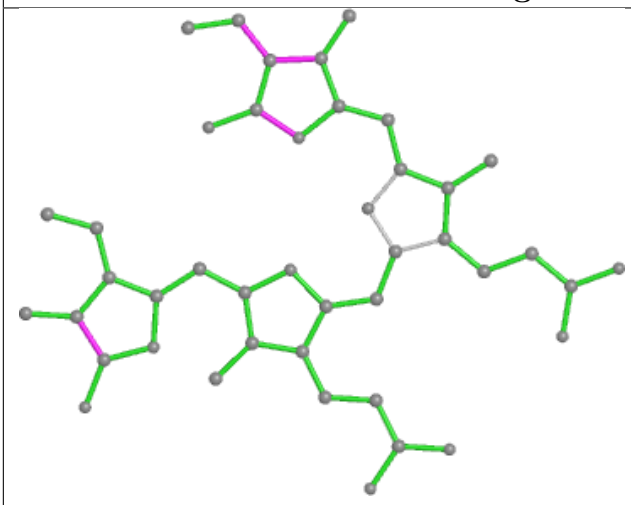

Bond lengths

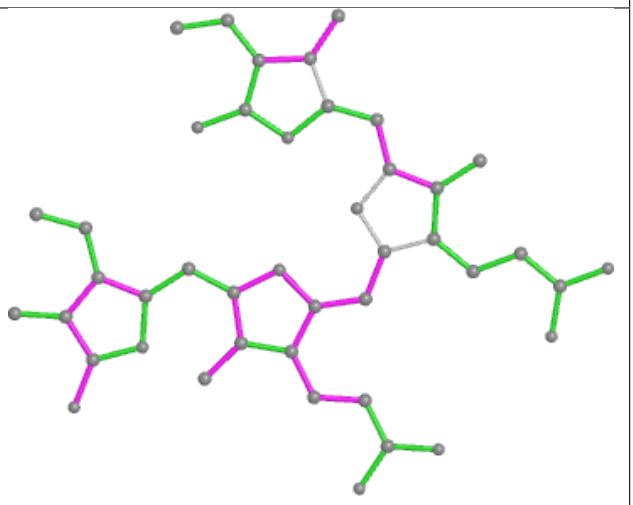

Bond angles

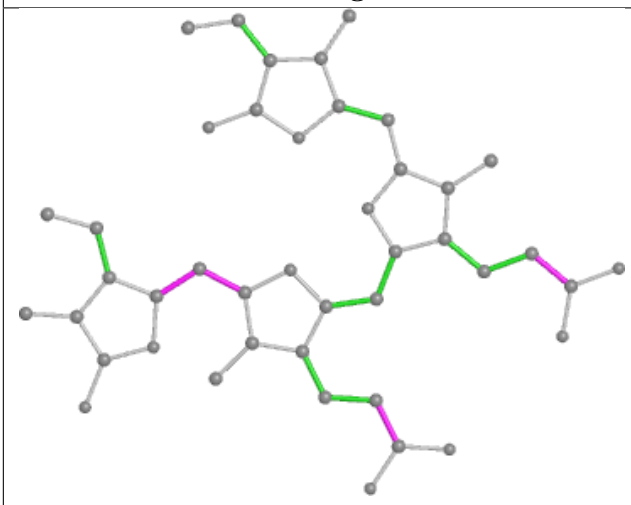

Torsions

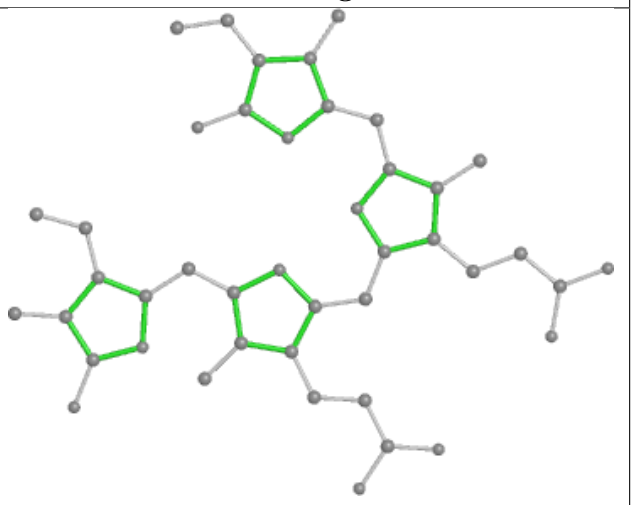

Rings

Ligand PEB az 201

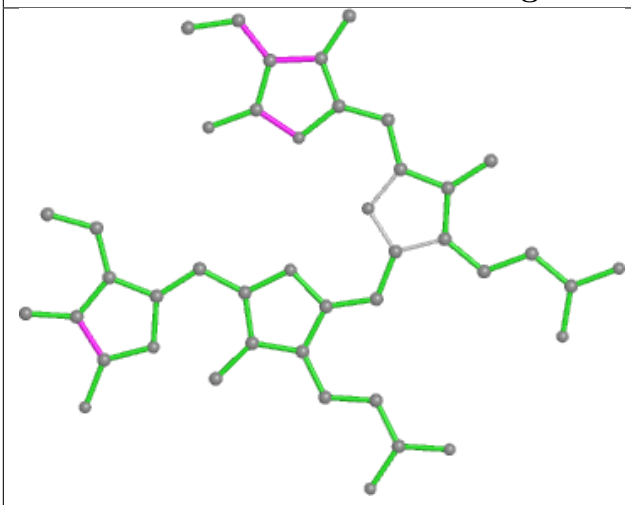

Bond lengths

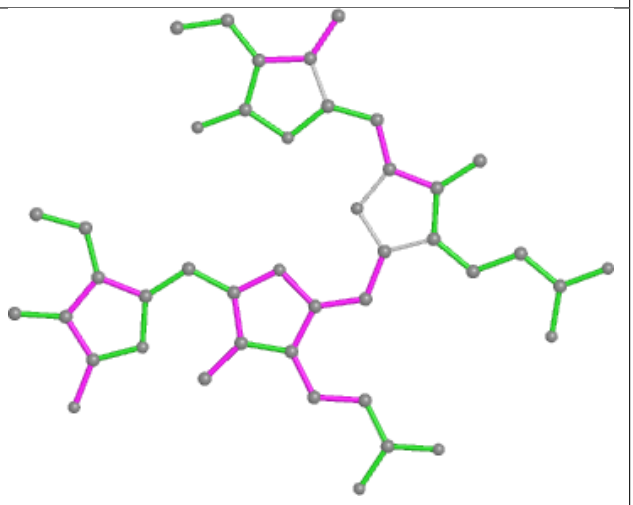

Bond angles

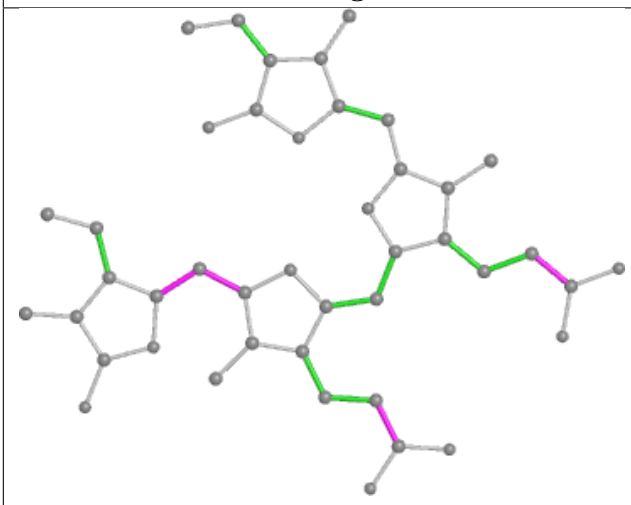

Torsions

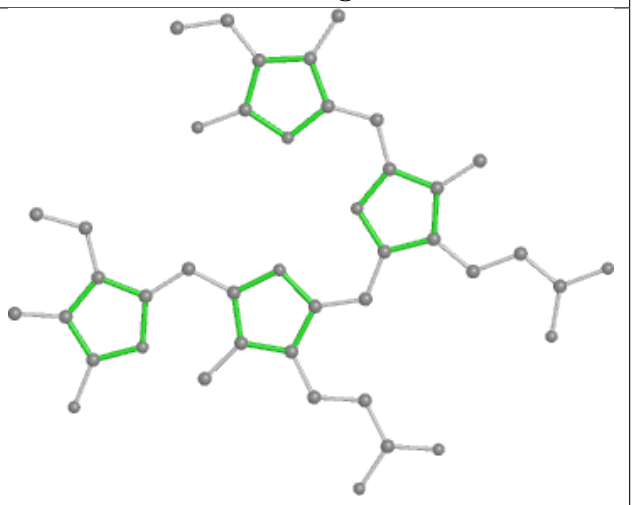

Rings

Ligand PEB hO 202

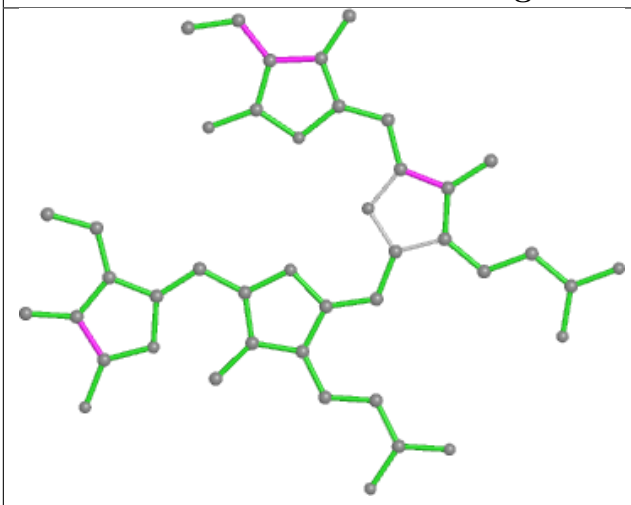

Bond lengths

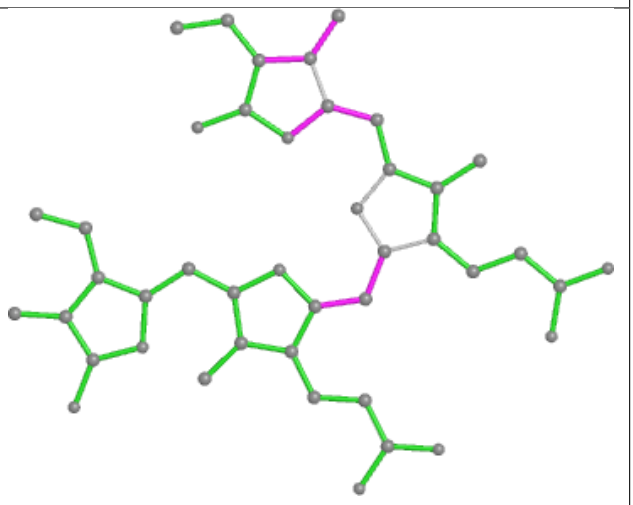

Bond angles

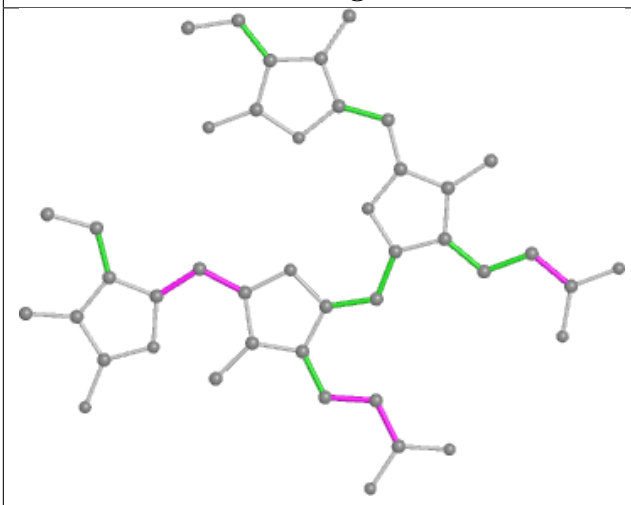

Torsions

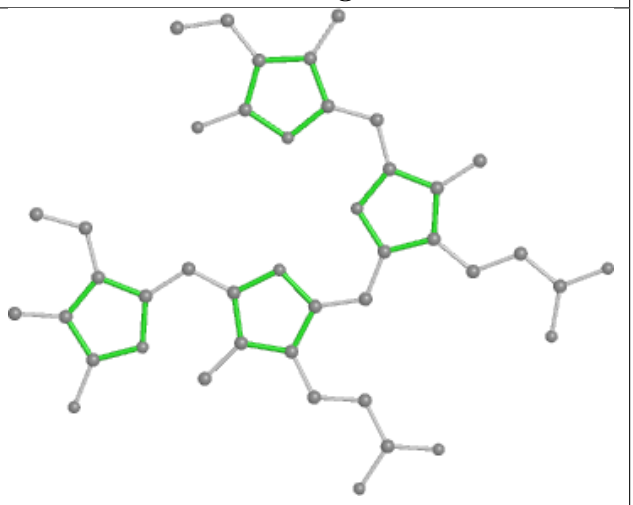

Rings

Ligand PEB aM 202

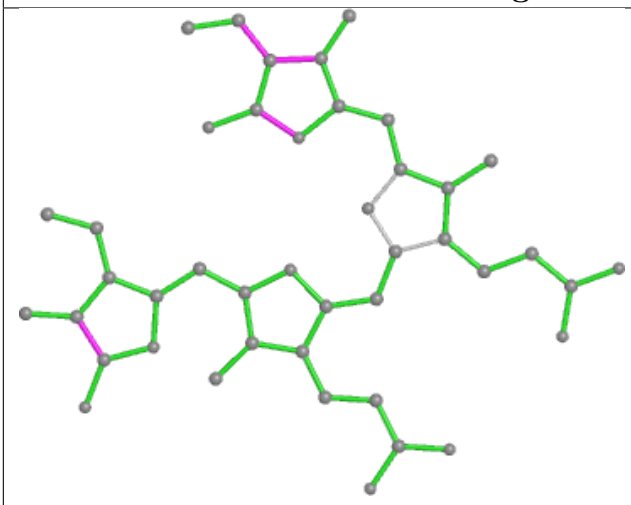

Bond lengths

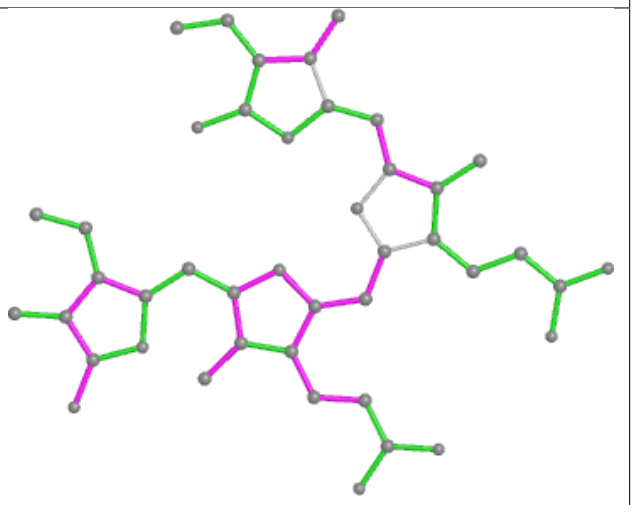

Bond angles

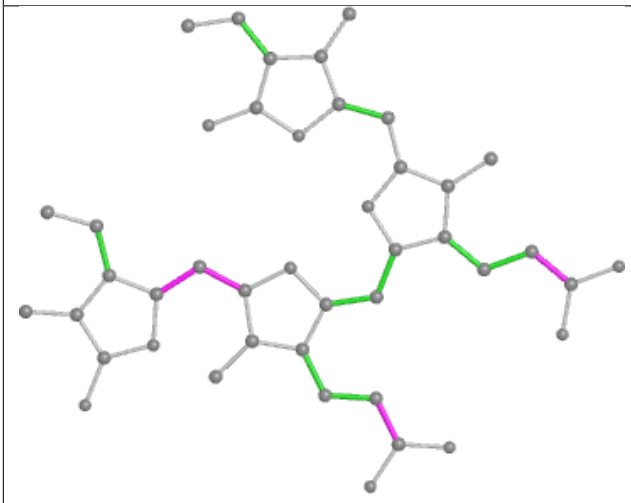

Torsions

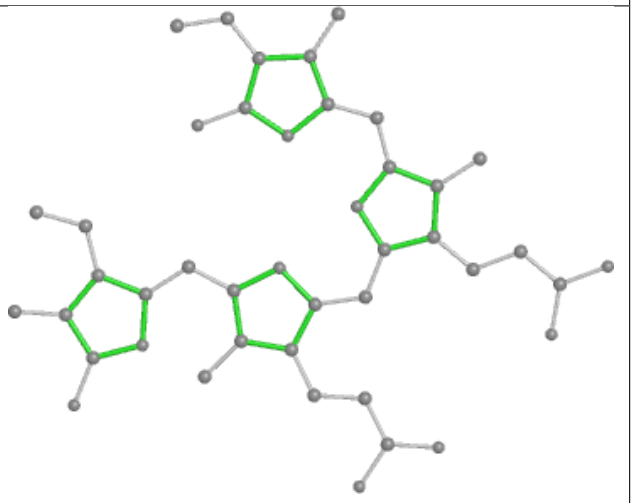

Rings

Ligand PEB gw 202

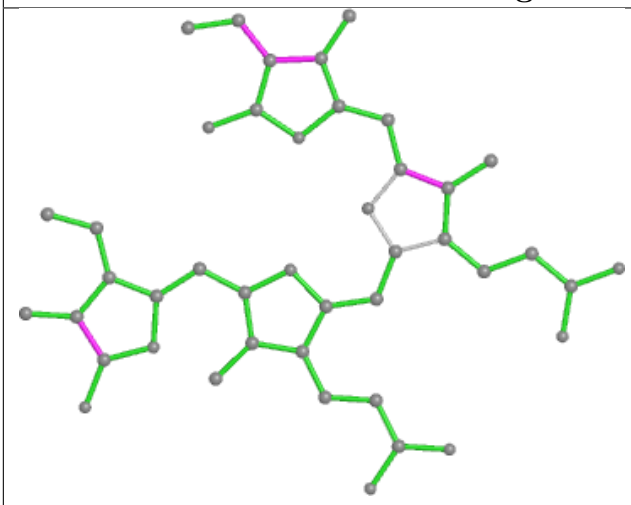

Bond lengths

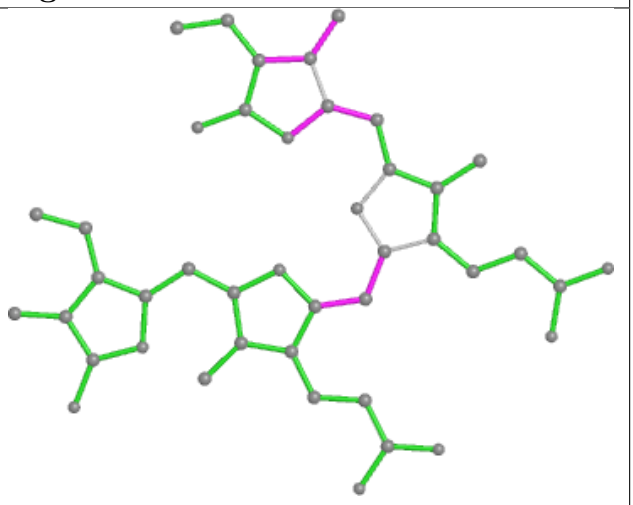

Bond angles

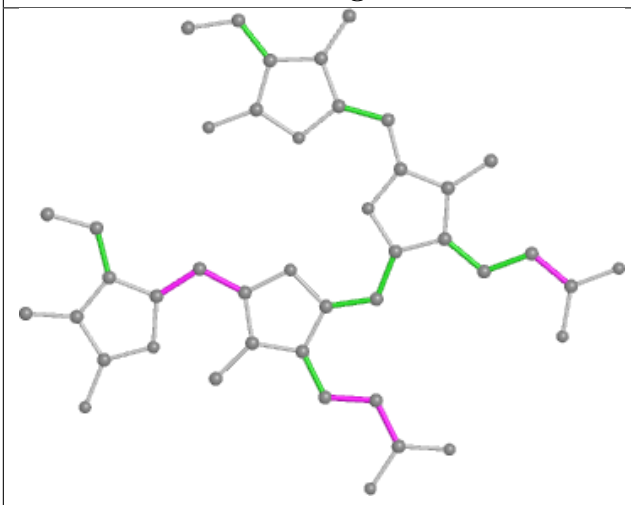

Torsions

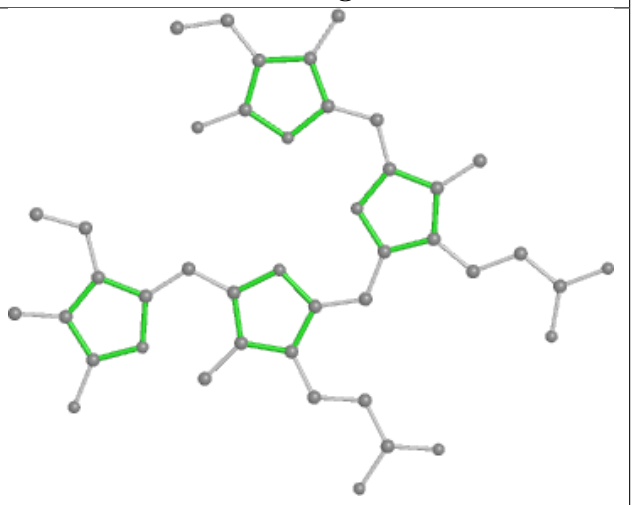

Rings

Ligand PUB Y9 305

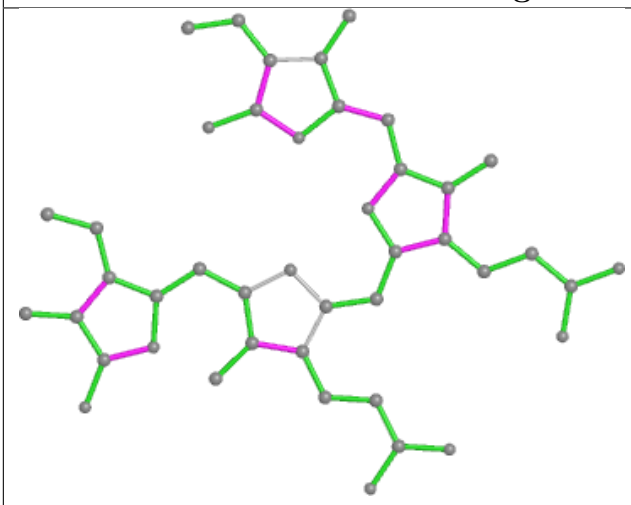

Bond lengths

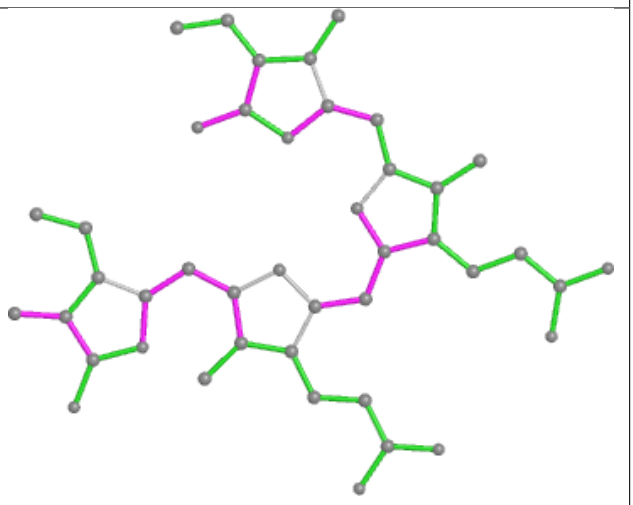

Bond angles

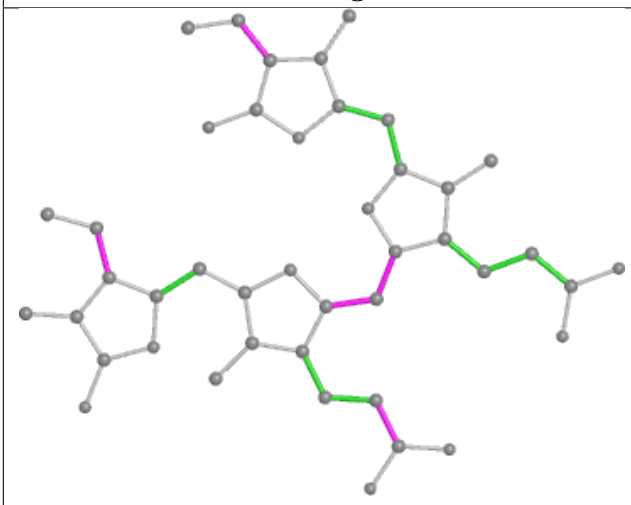

Torsions

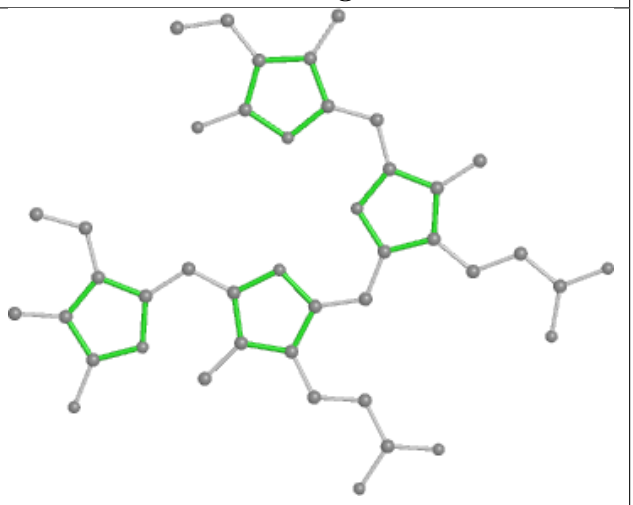

Rings

Ligand PEB h5 202

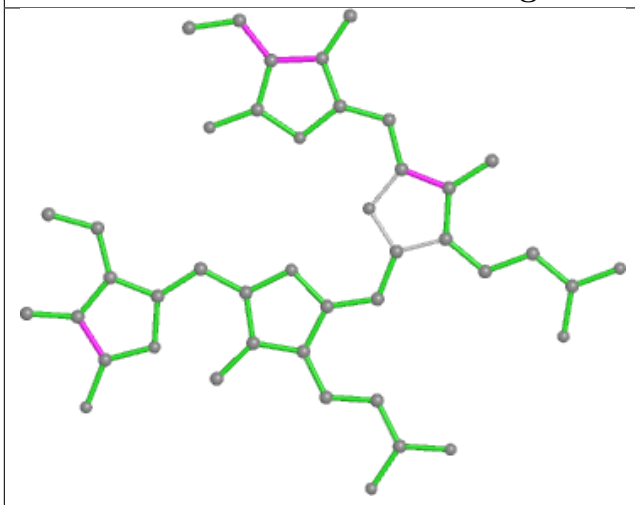

Bond lengths

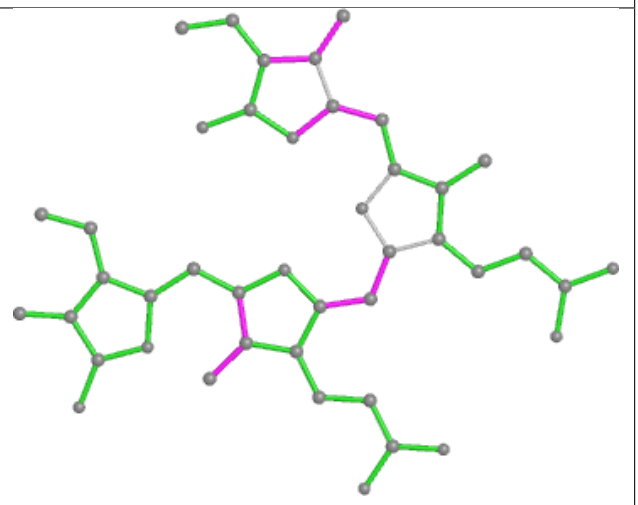

Bond angles

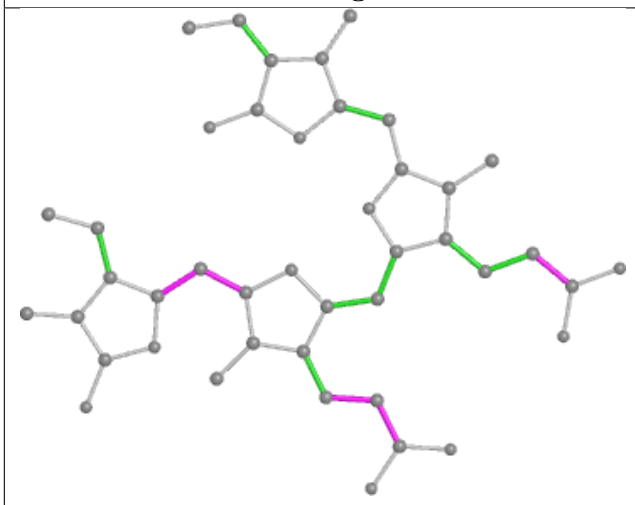

Torsions

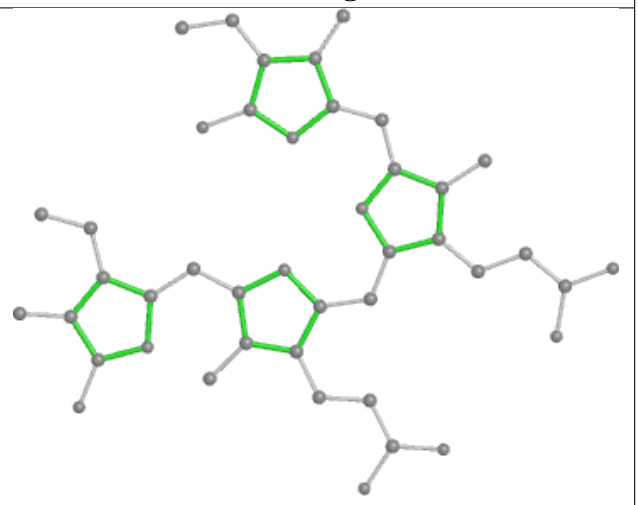

Rings

Ligand PUB d3 303

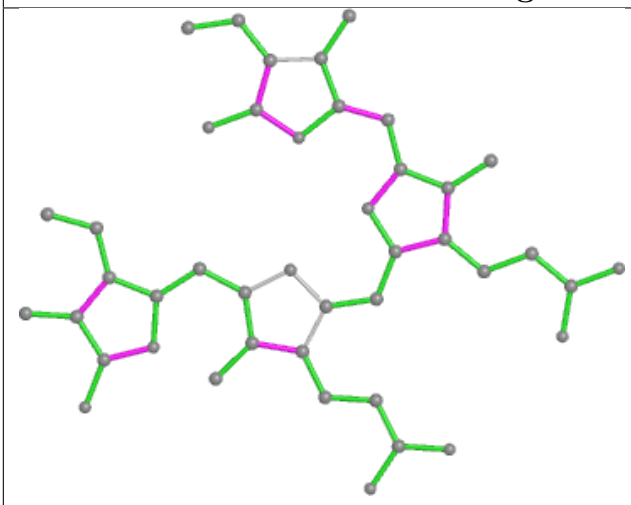

Bond lengths

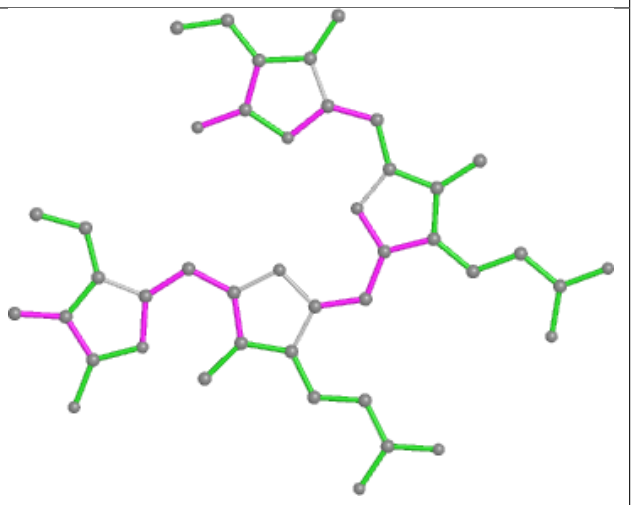

Bond angles

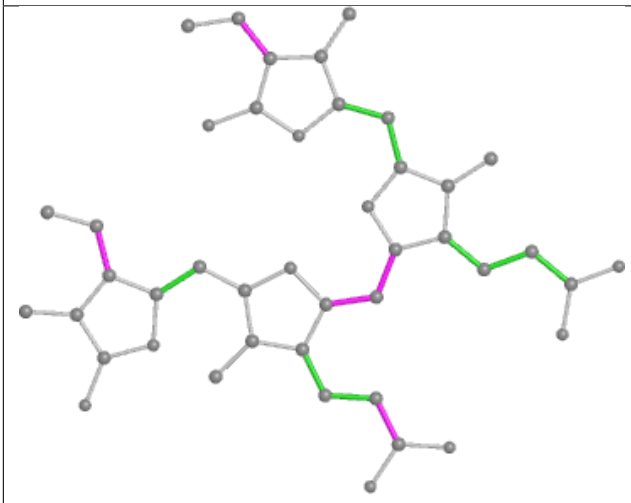

Torsions

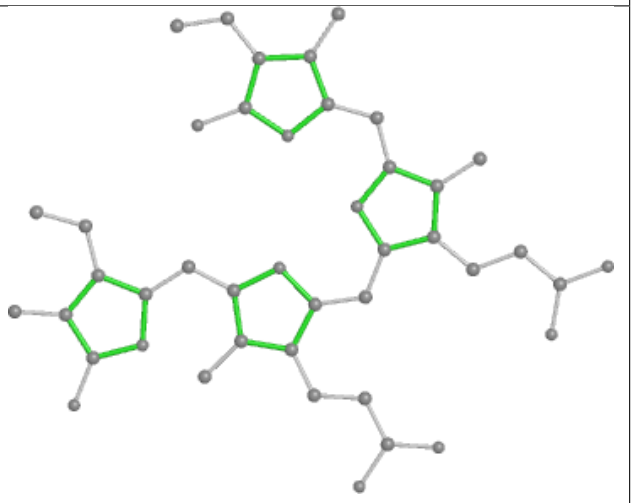

Rings

Ligand PEB L3 201

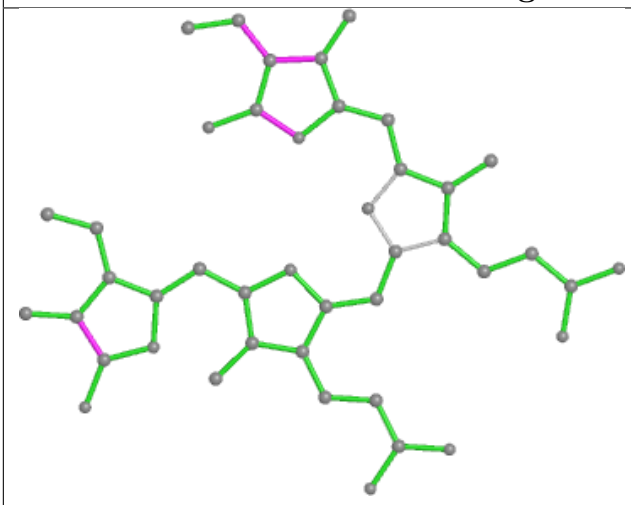

Bond lengths

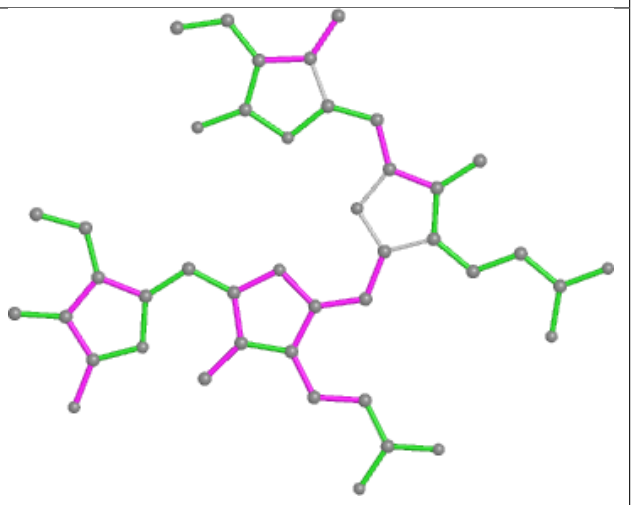

Bond angles

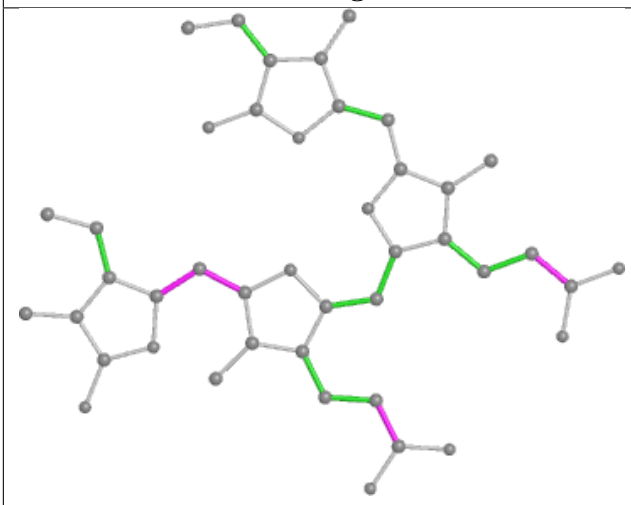

Torsions

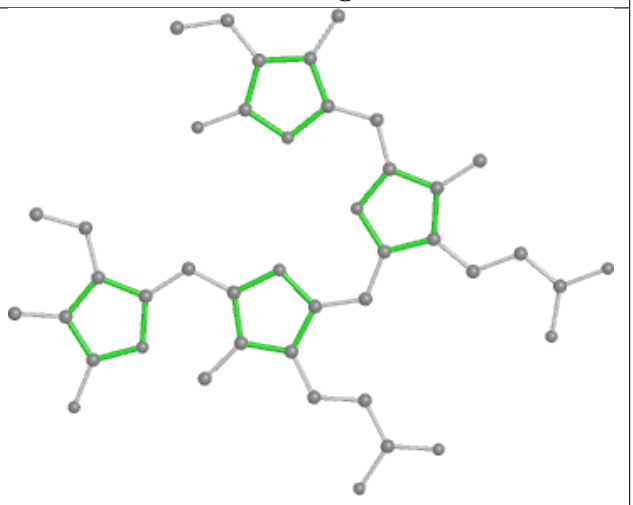

Rings

Ligand PEB bQ 201

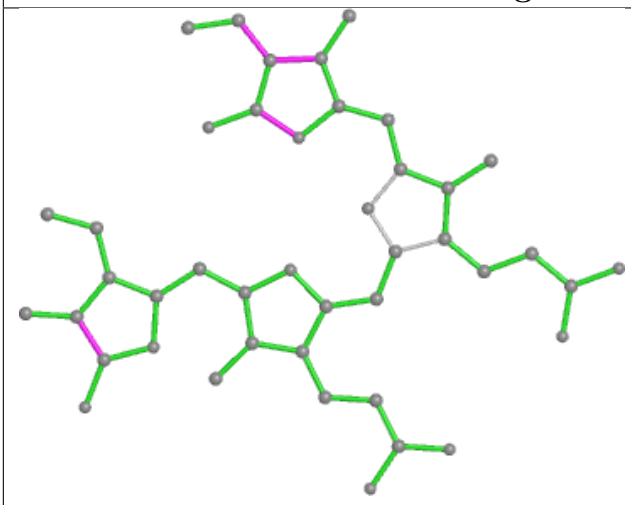

Bond lengths

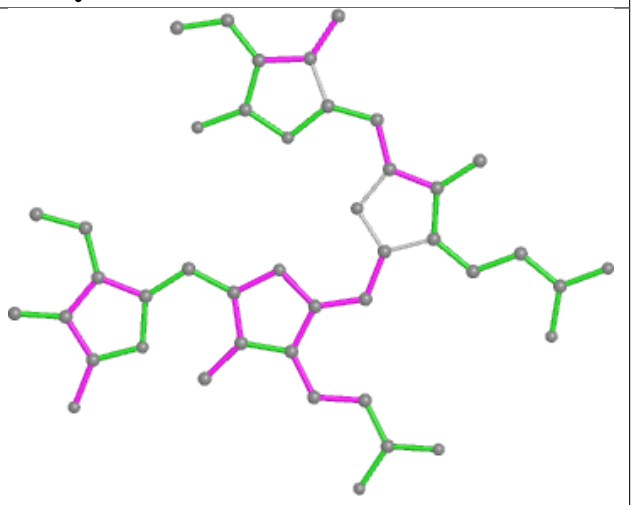

Bond angles

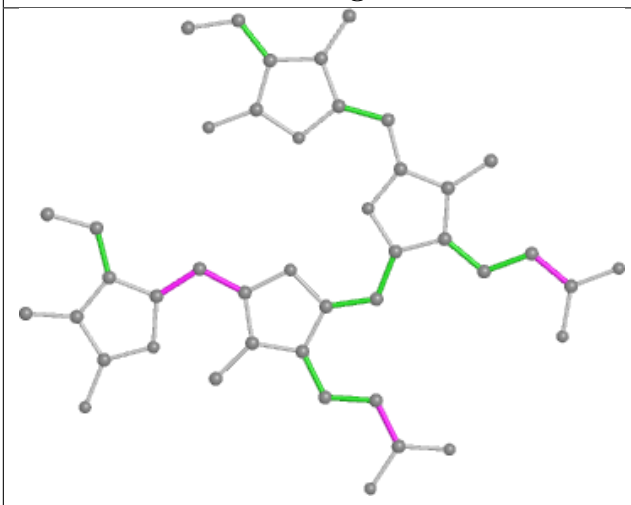

Torsions

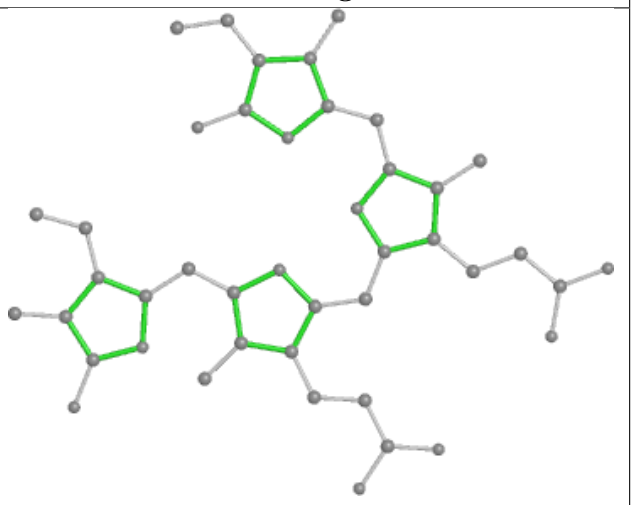

Rings

Ligand PEB am 1001

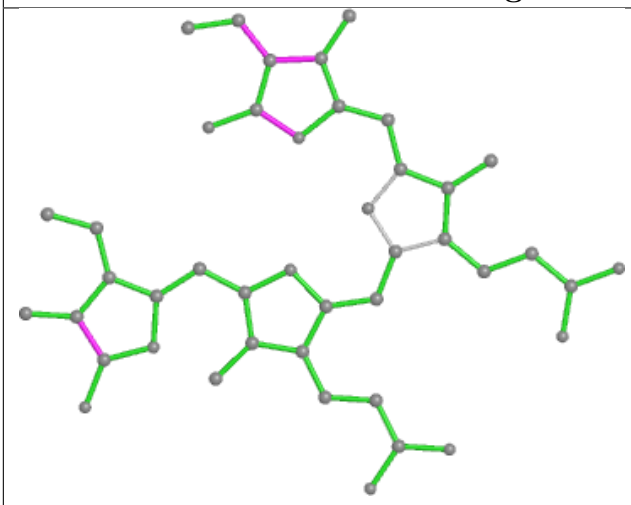

Bond lengths

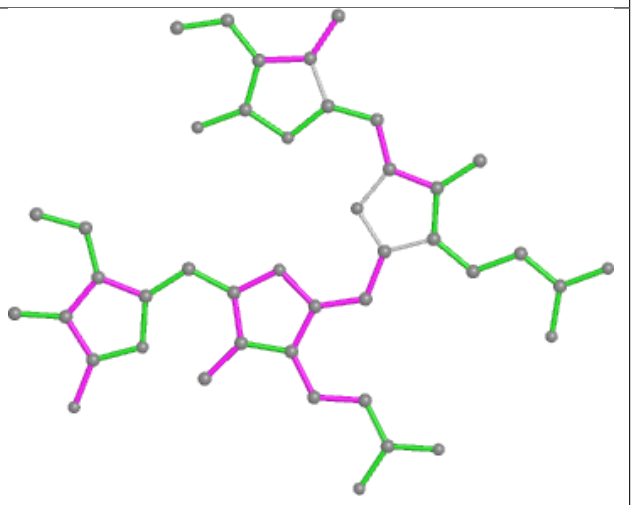

Bond angles

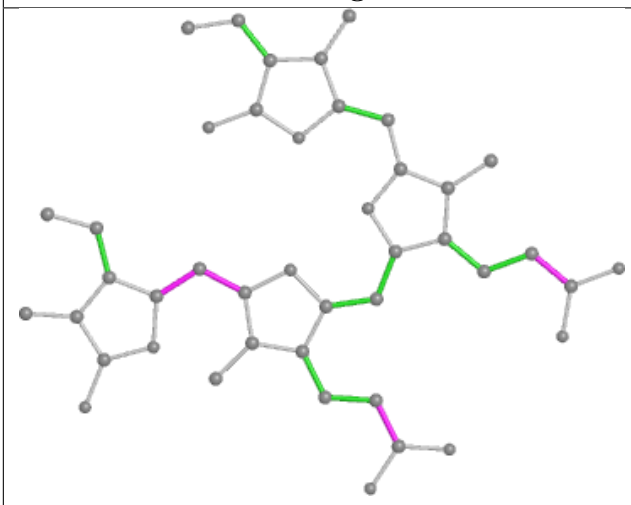

Torsions

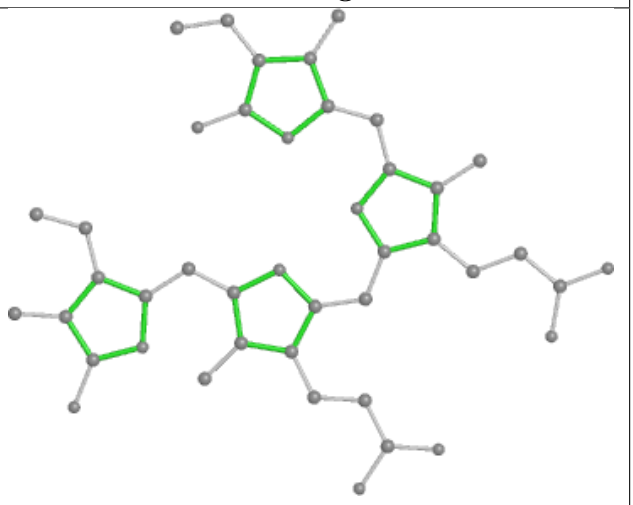

Rings

Ligand PEB o3 201

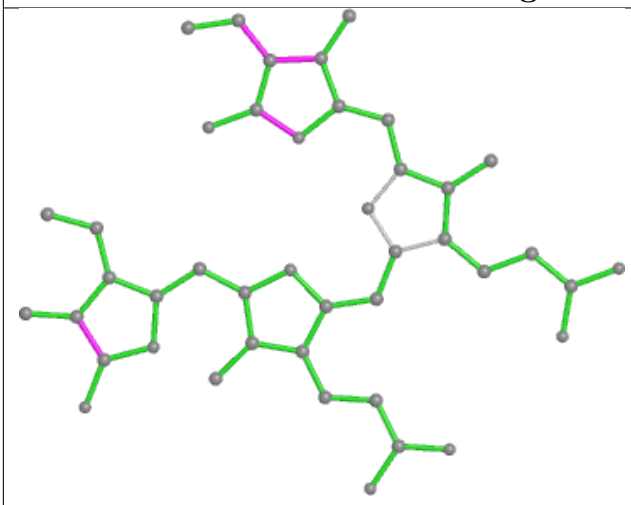

Bond lengths

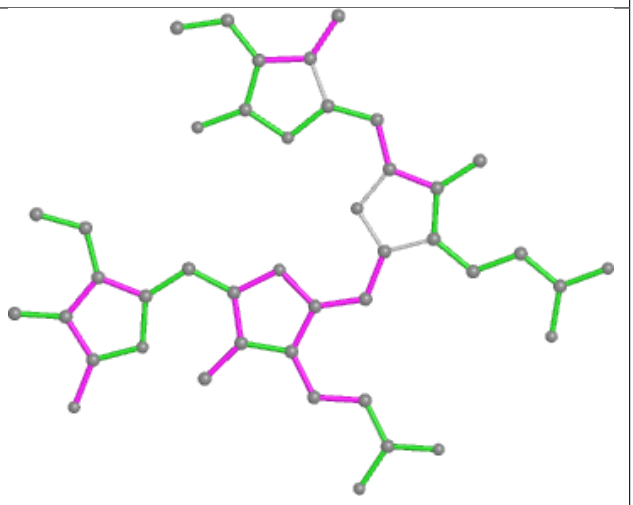

Bond angles

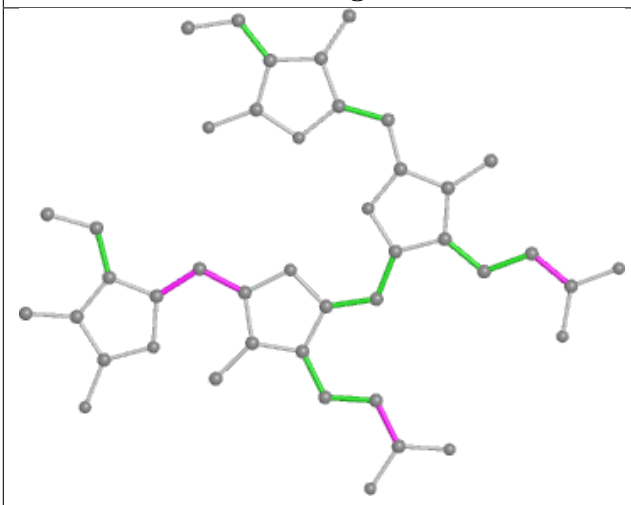

Torsions

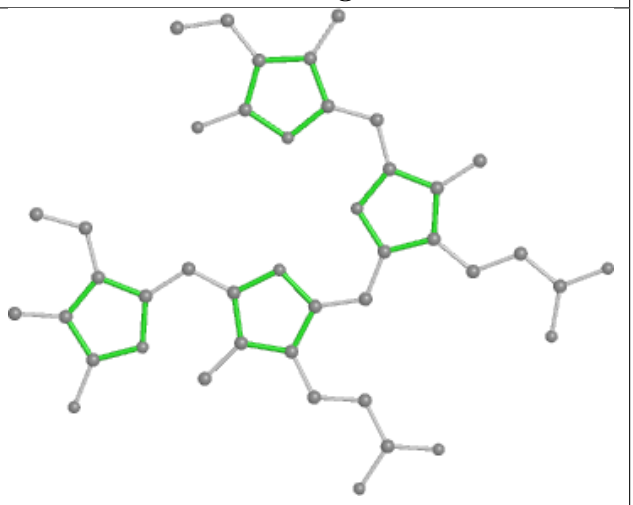

Rings

Ligand PEB bw 202

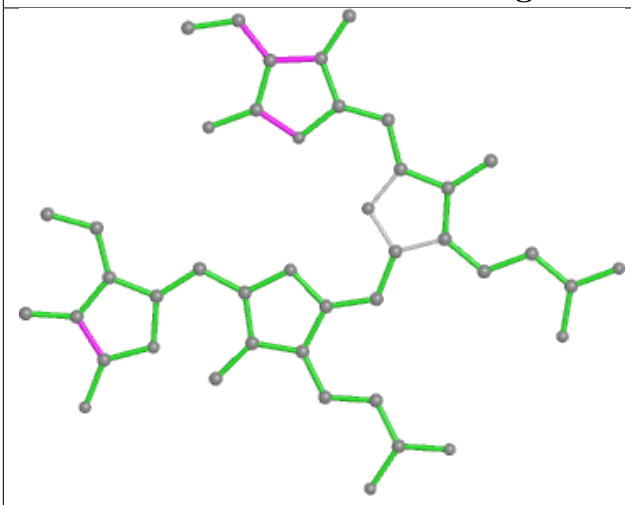

Bond lengths

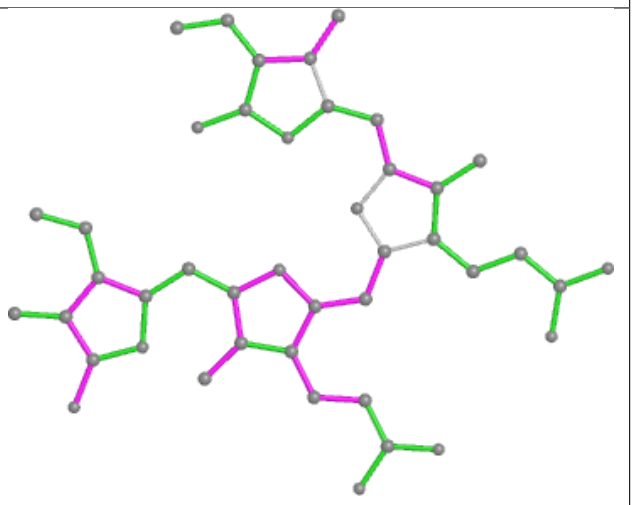

Bond angles

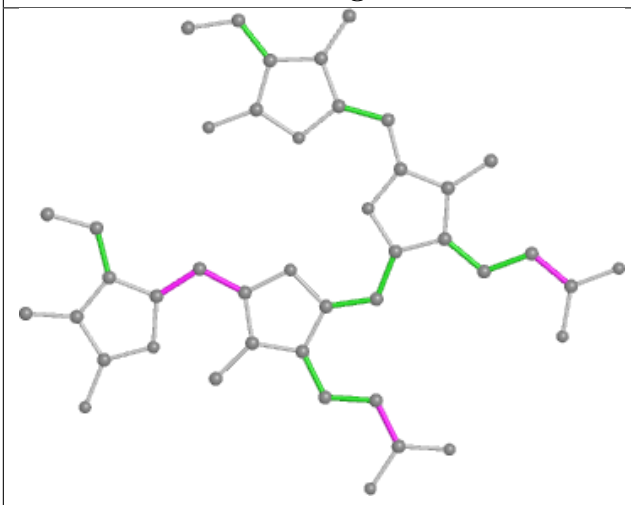

Torsions

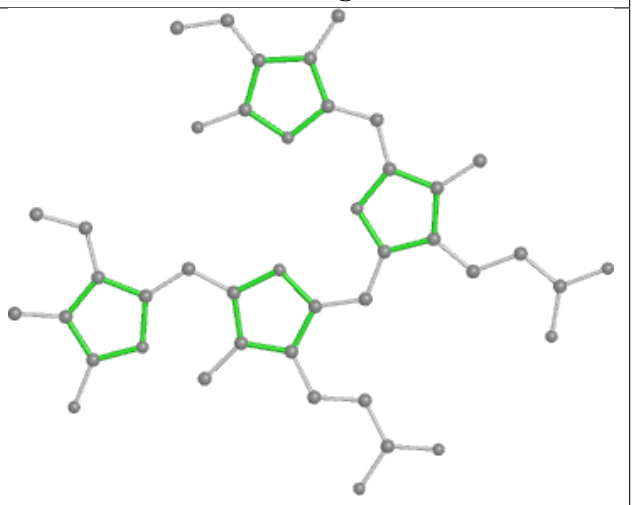

Rings

Ligand PEB M4 202

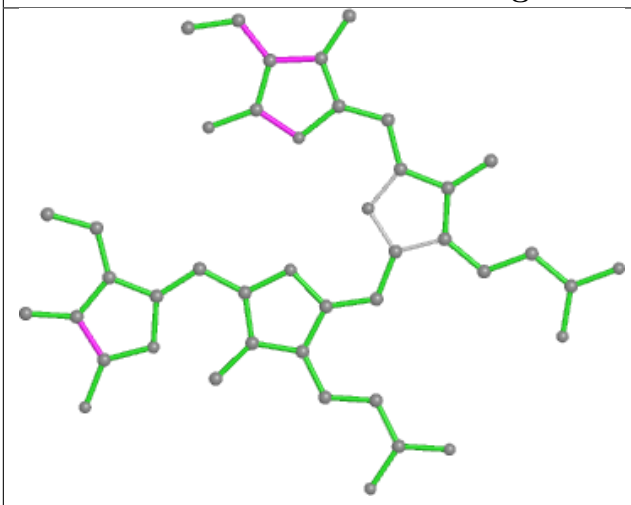

Bond lengths

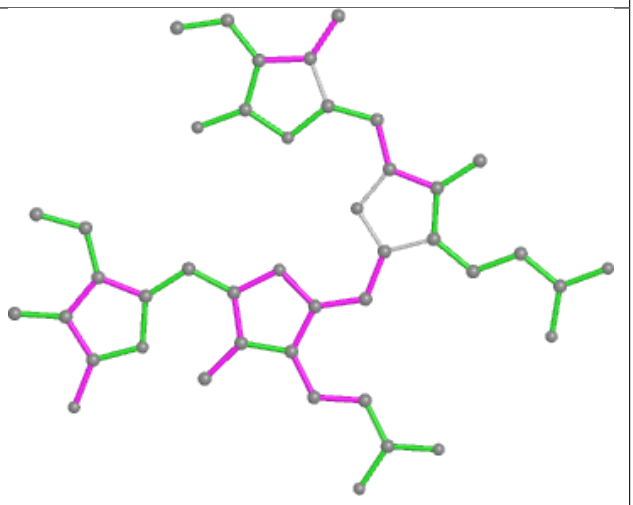

Bond angles

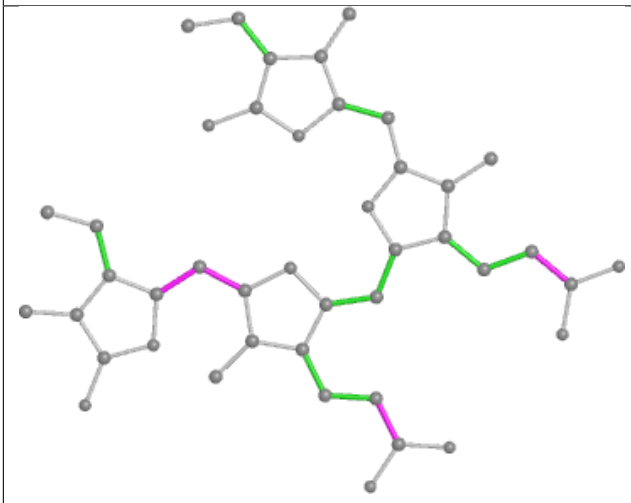

Torsions

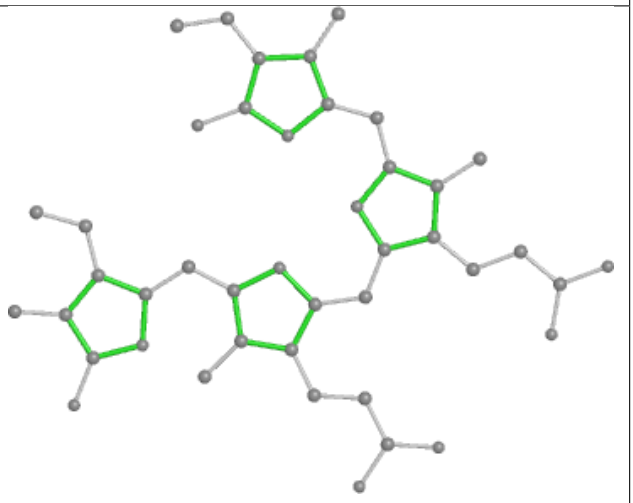

Rings

Ligand PUB jK 1003

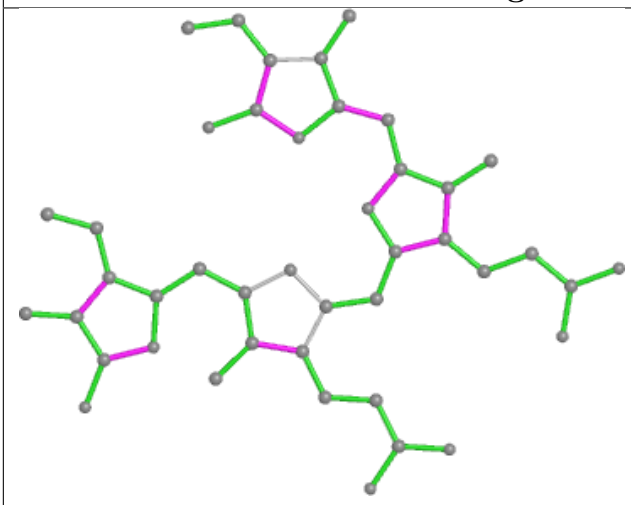

Bond lengths

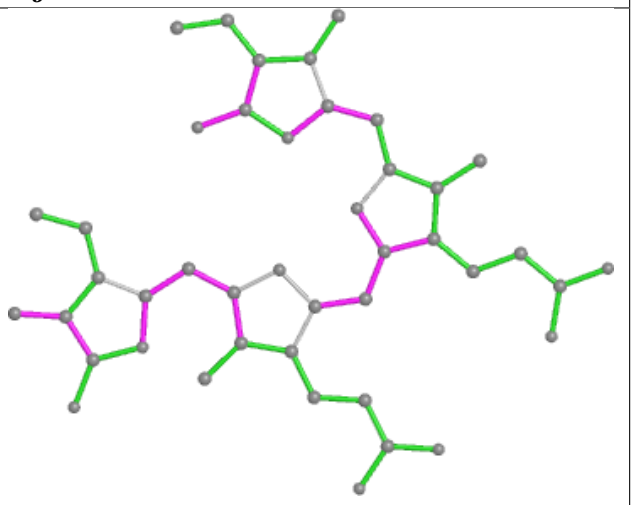

Bond angles

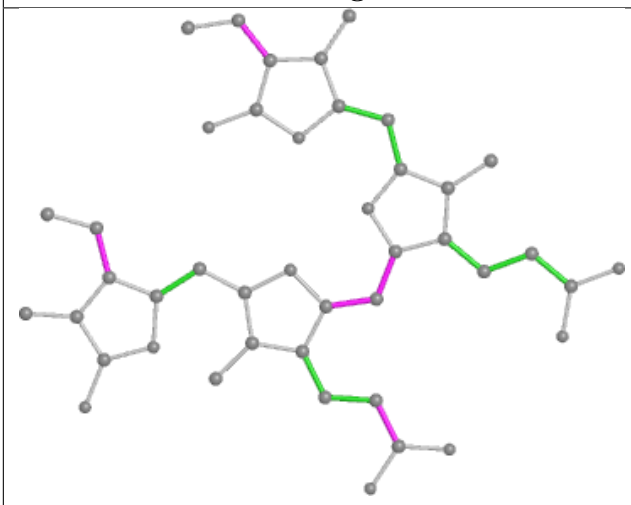

Torsions

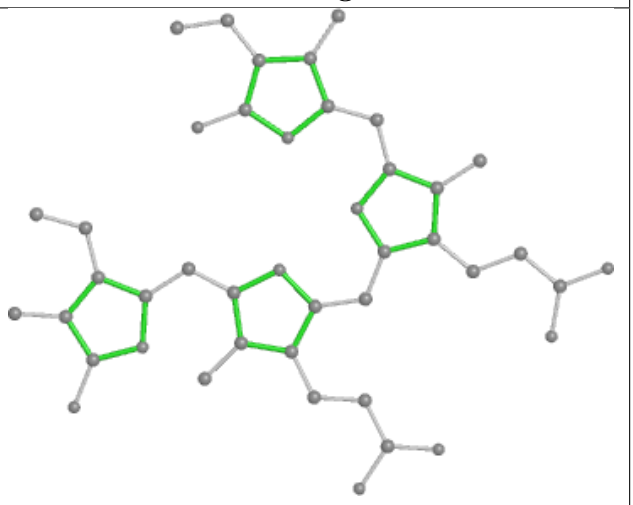

Rings

Ligand PEB B8 202

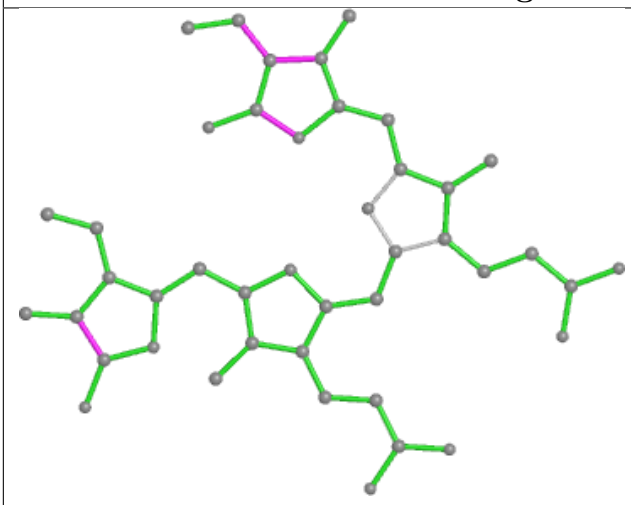

Bond lengths

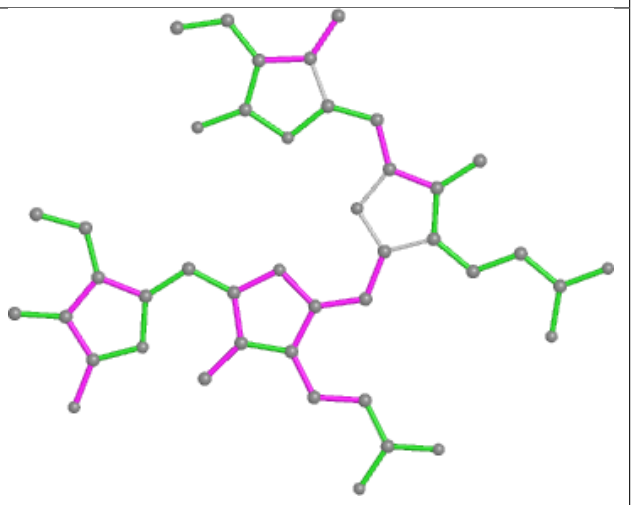

Bond angles

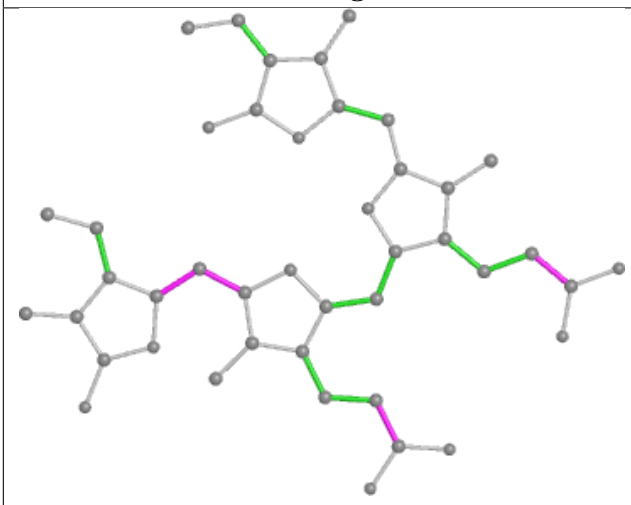

Torsions

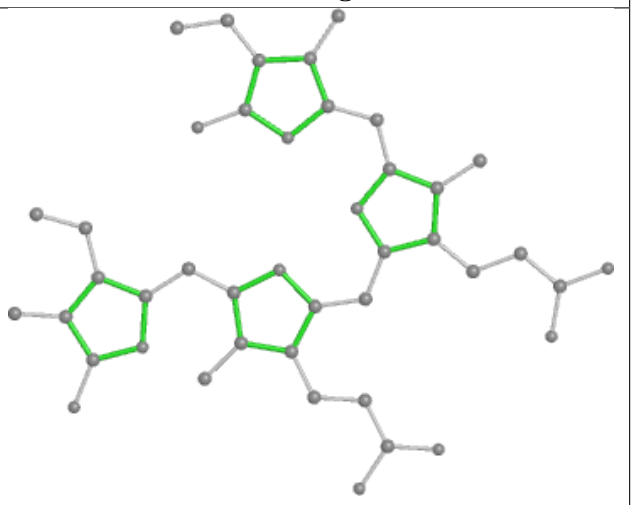

Rings

Ligand PEB f4 201

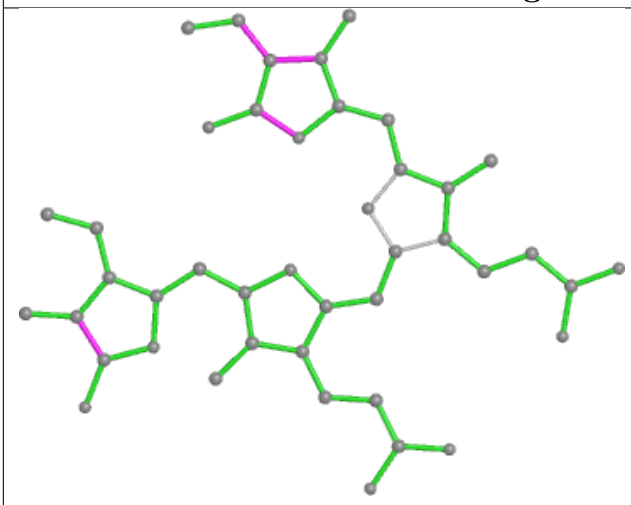

Bond lengths

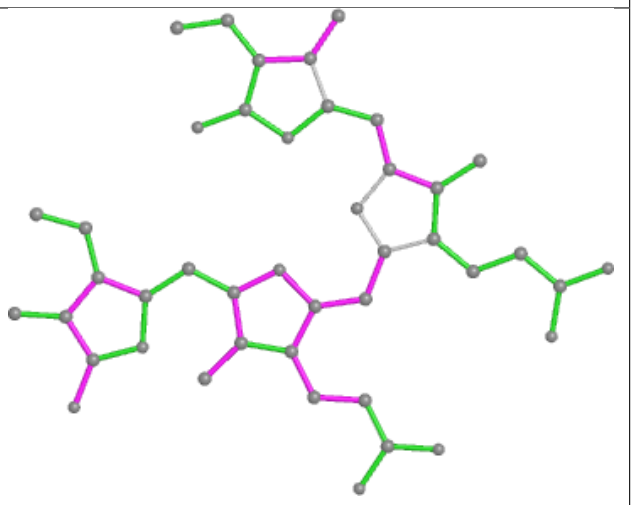

Bond angles

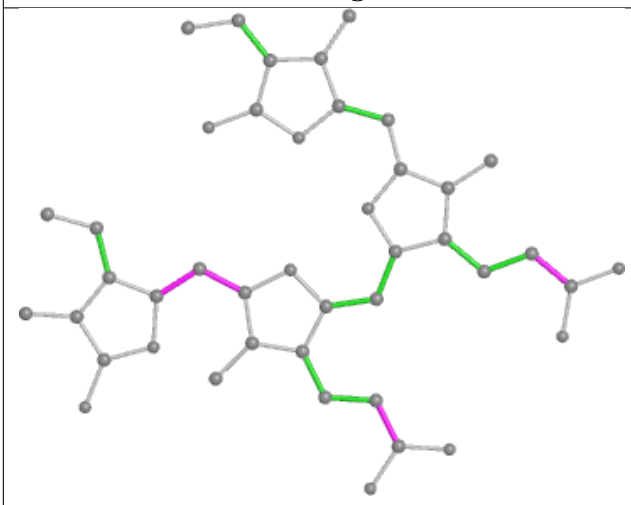

Torsions

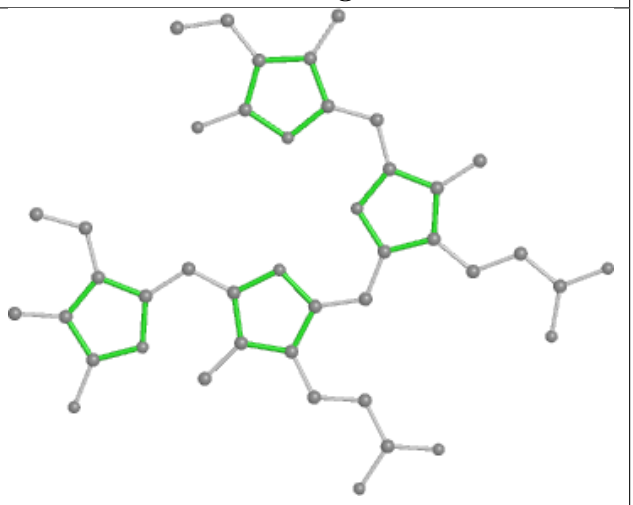

Rings

Ligand PUB fm 203

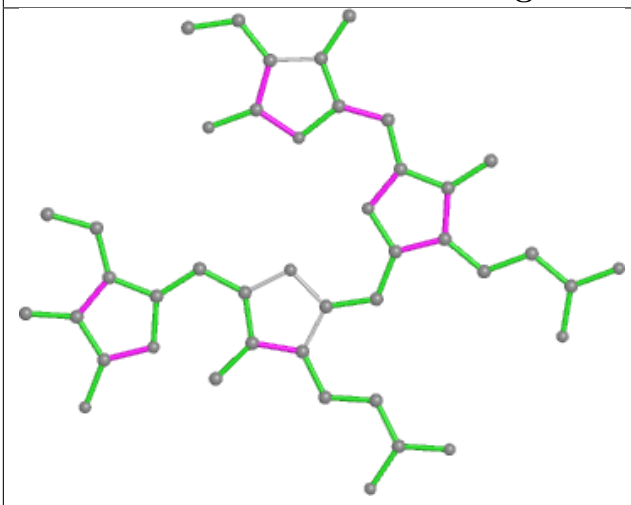

Bond lengths

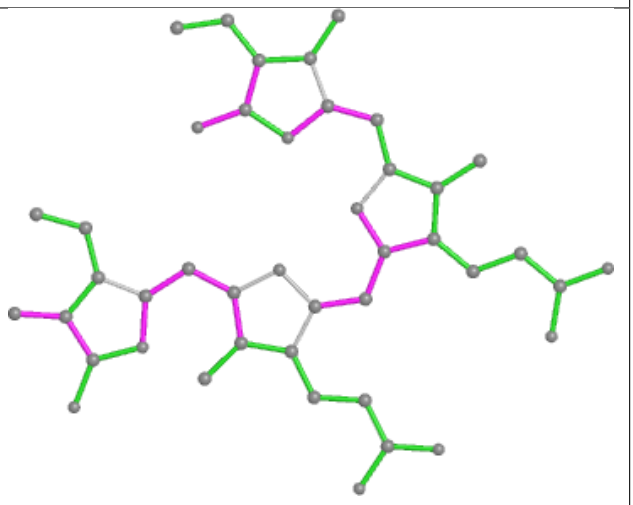

Bond angles

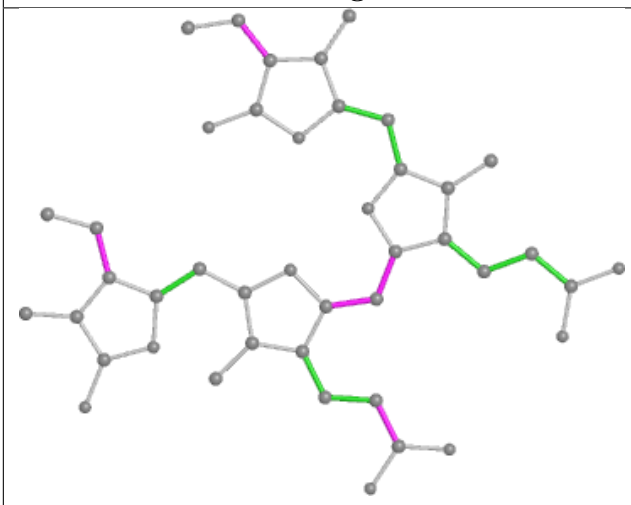

Torsions

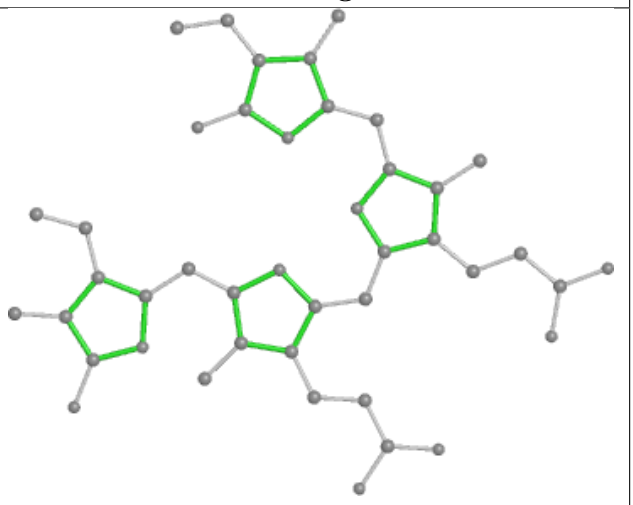

Rings

Ligand PEB M9 201

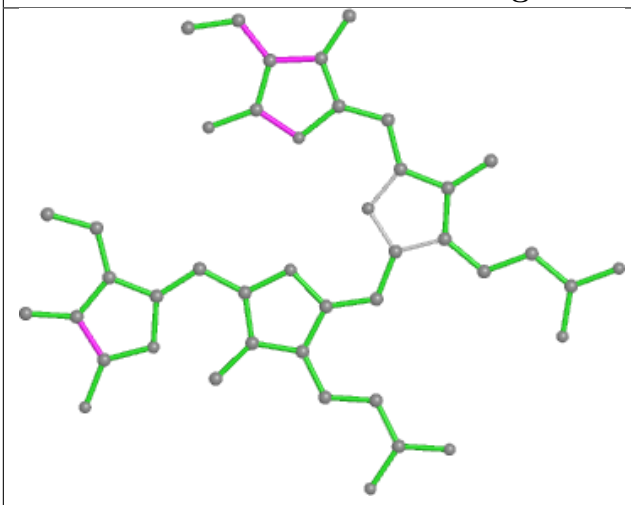

Bond lengths

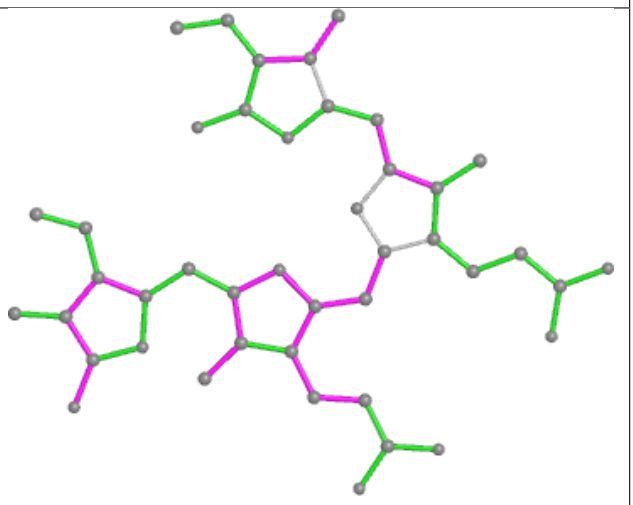

Bond angles

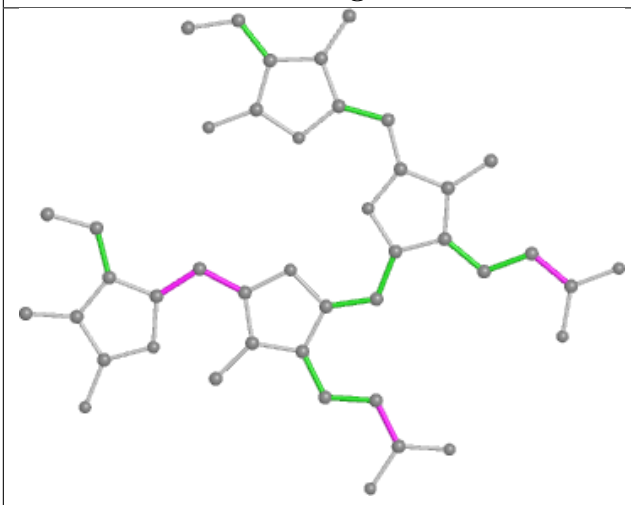

Torsions

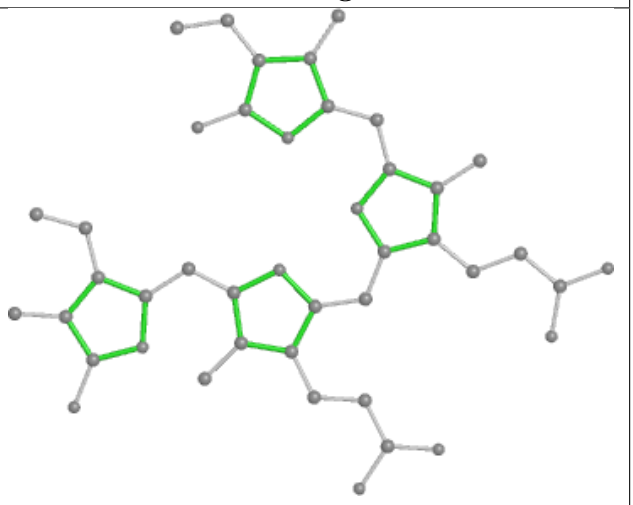

Rings

Ligand PUB L4 203

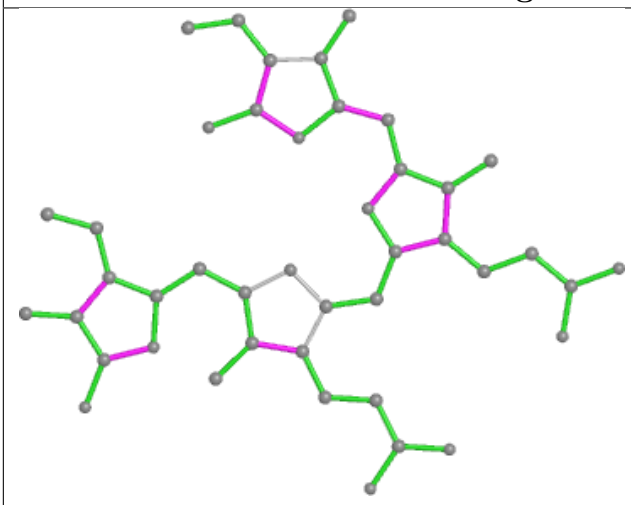

Bond lengths

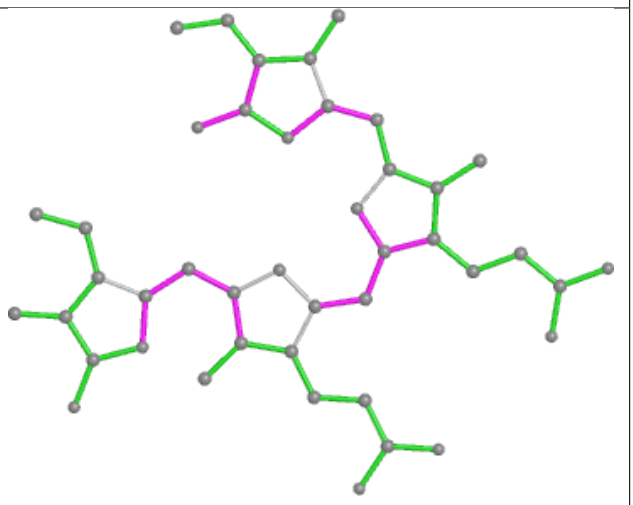

Bond angles

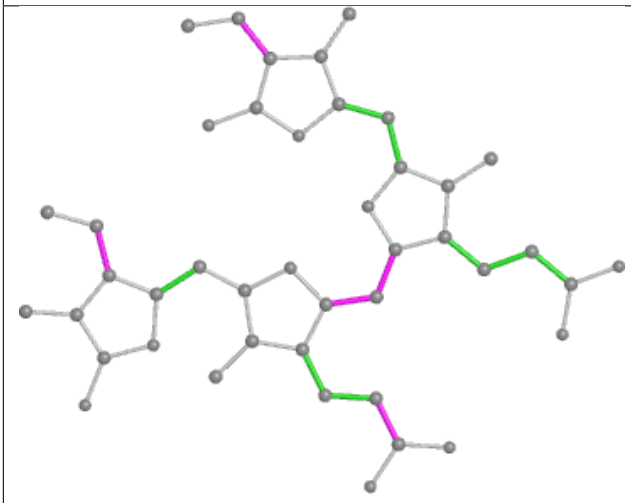

Torsions

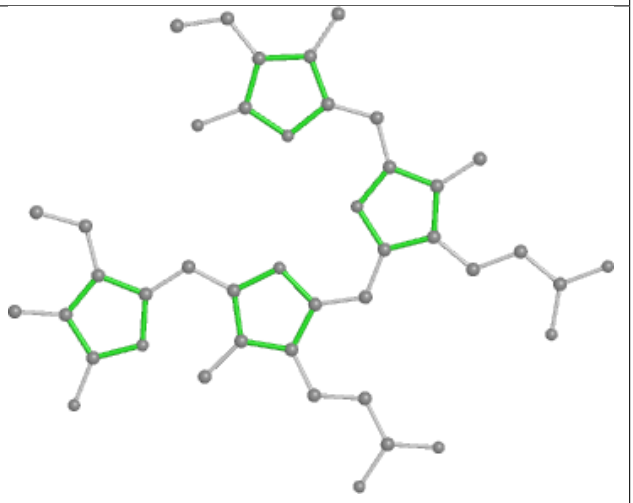

Rings

Ligand PEB bu 201

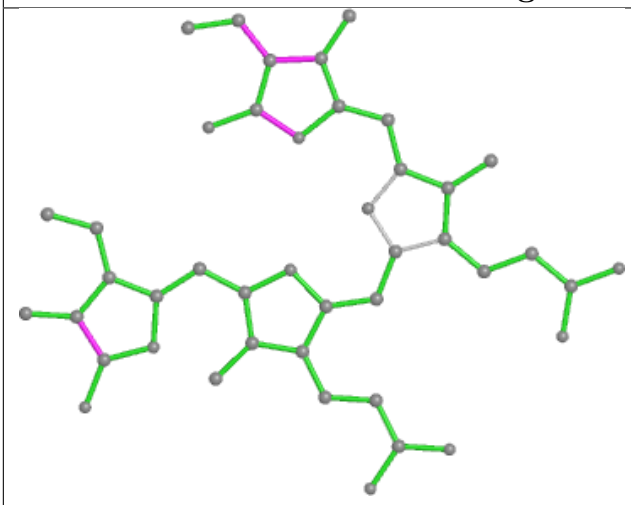

Bond lengths

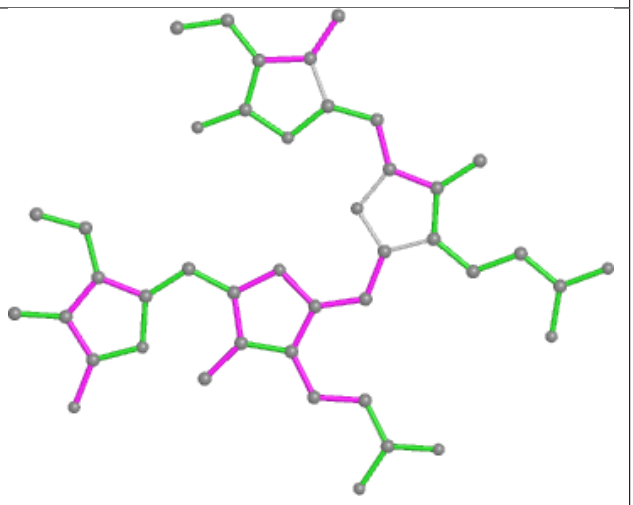

Bond angles

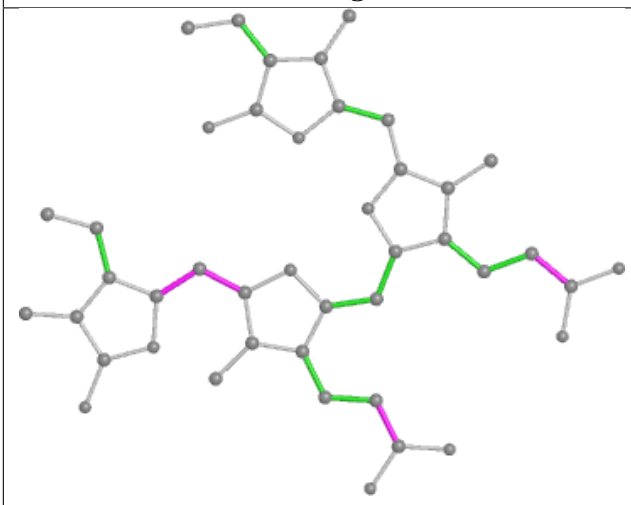

Torsions

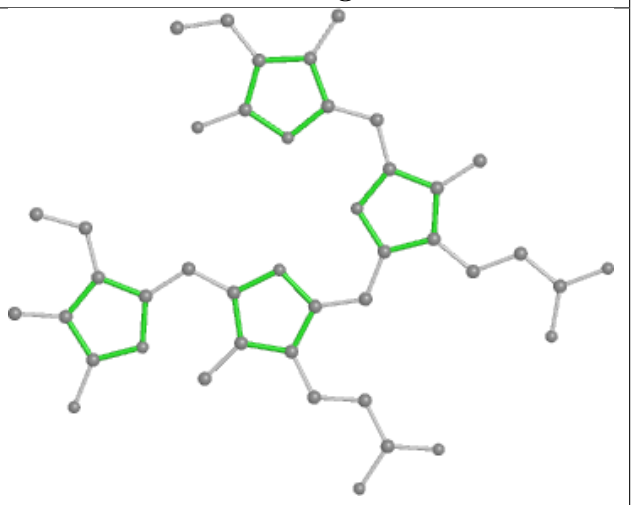

Rings

Ligand PUB Y9 304

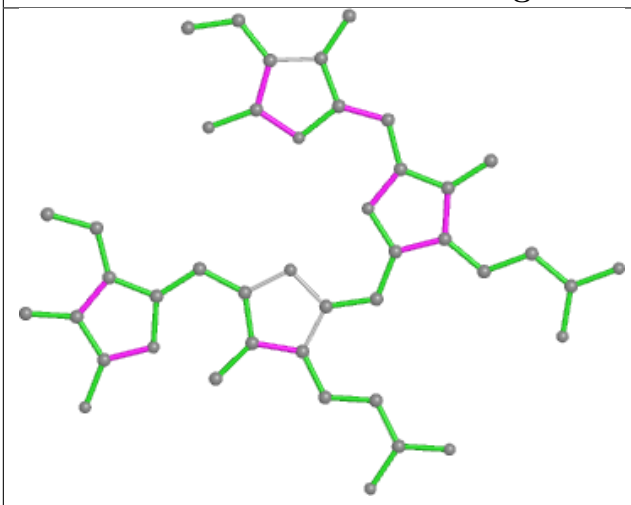

Bond lengths

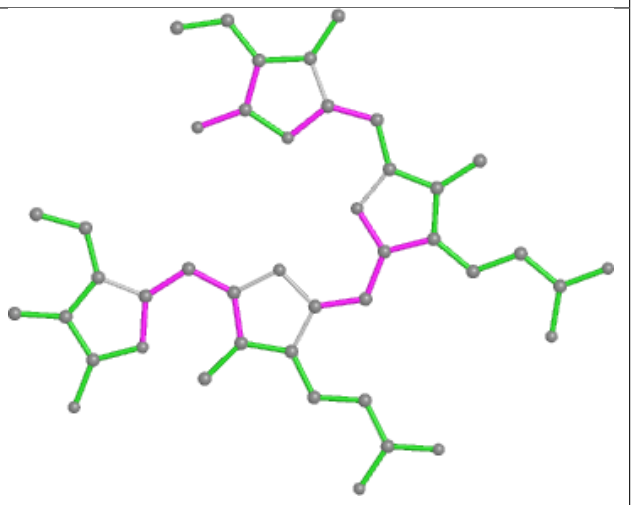

Bond angles

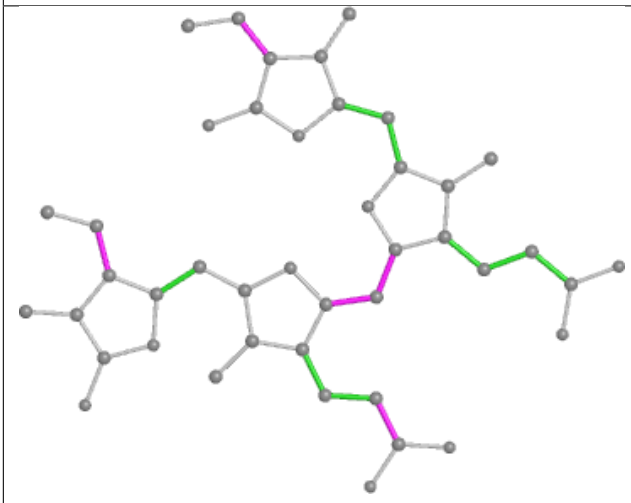

Torsions

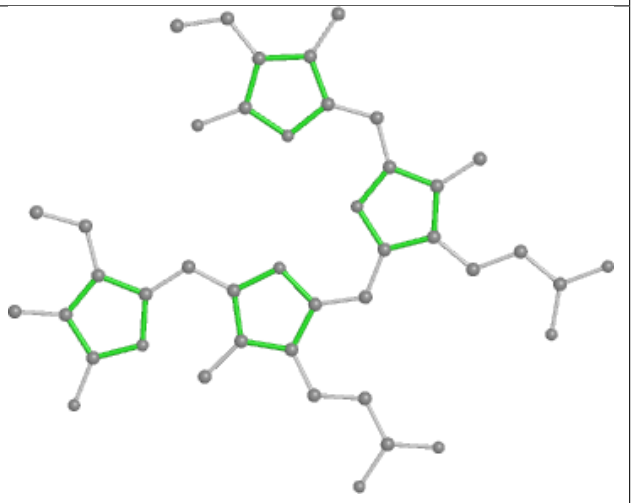

Rings

Ligand PEB fm 202

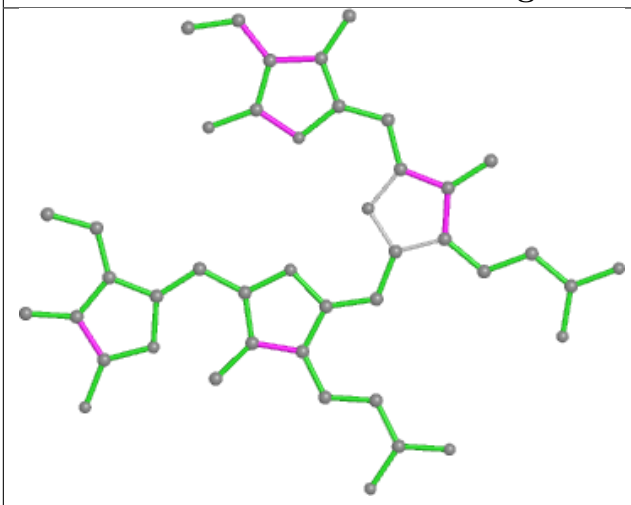

Bond lengths

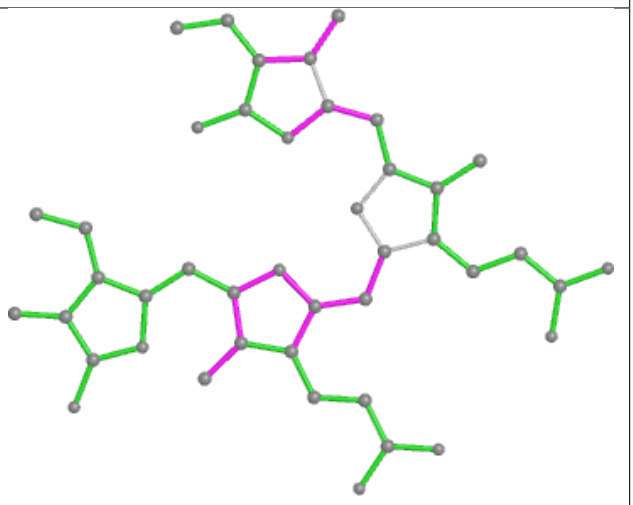

Bond angles

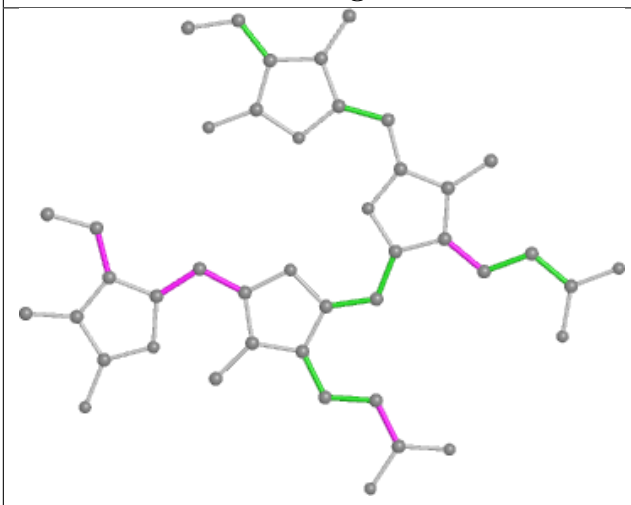

Torsions

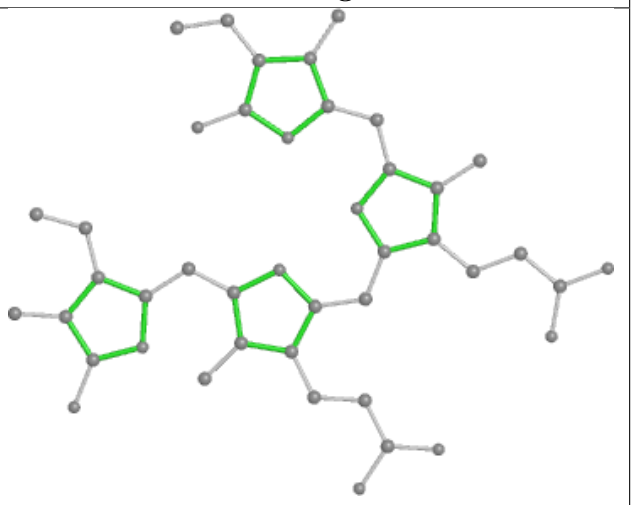

Rings

Ligand PEB p2 202

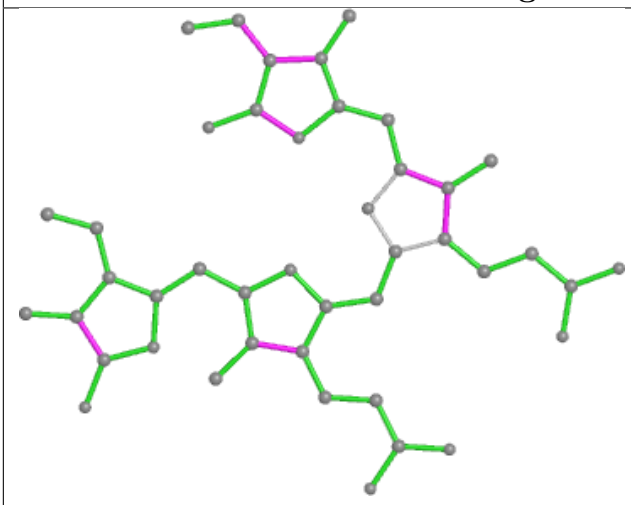

Bond lengths

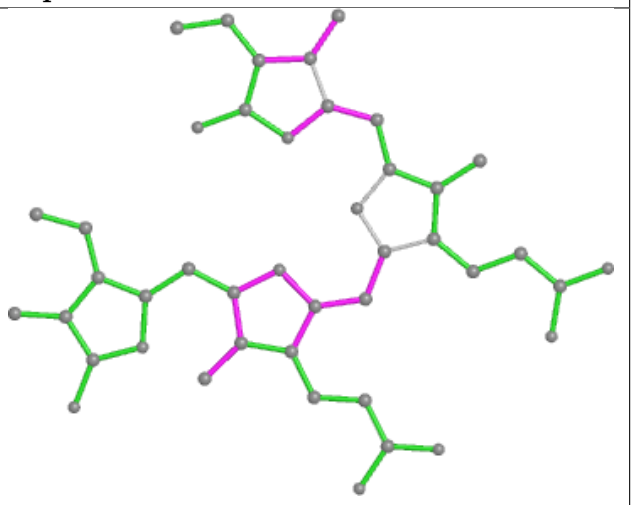

Bond angles

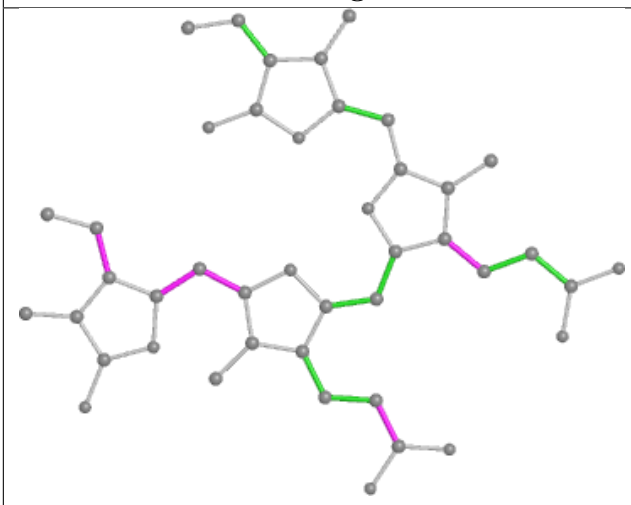

Torsions

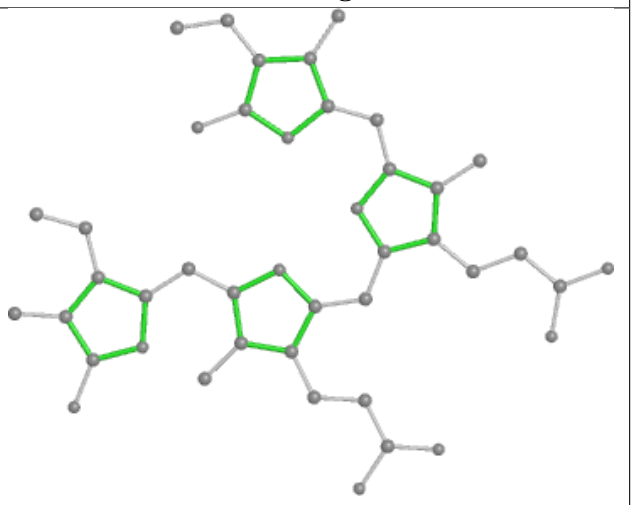

Rings

Ligand PEB e9 301

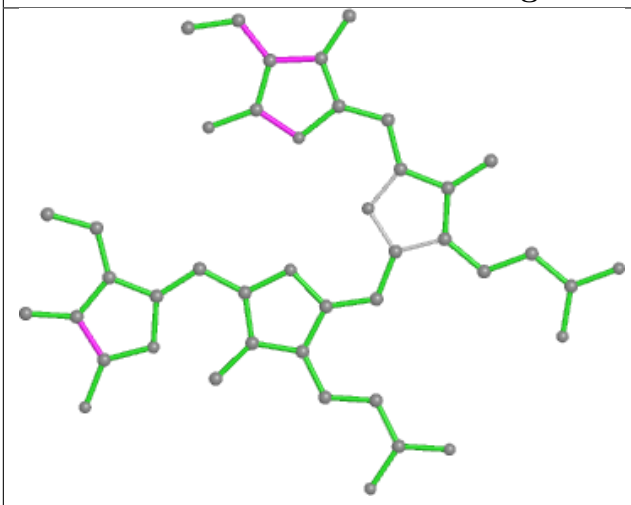

Bond lengths

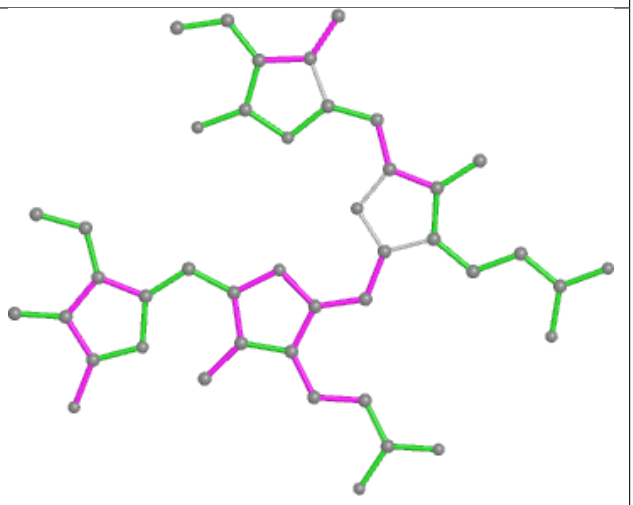

Bond angles

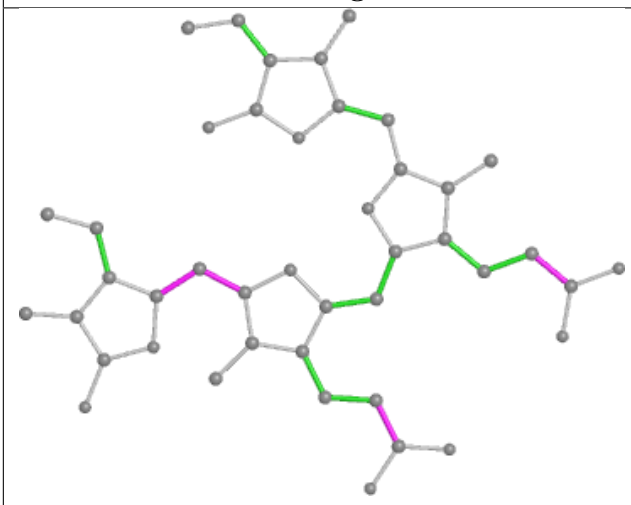

Torsions

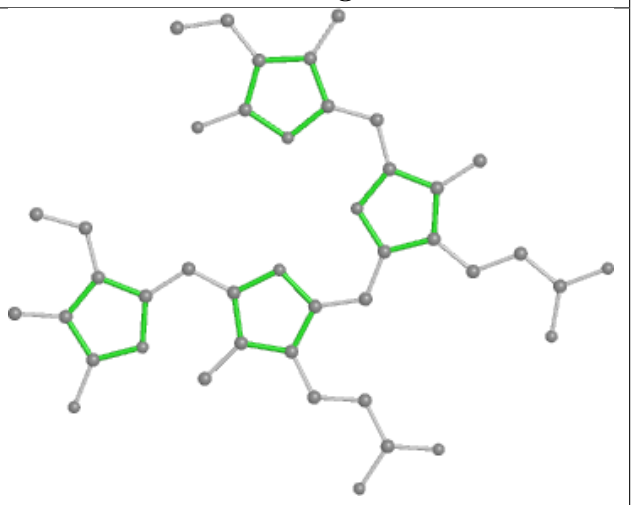

Rings

Ligand PUB kU 1003

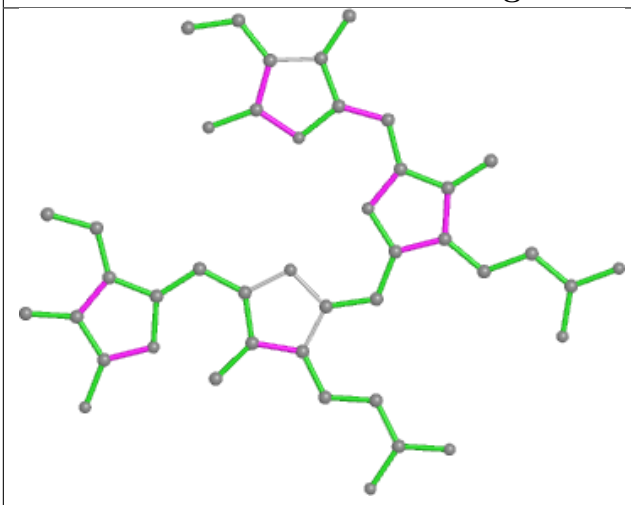

Bond lengths

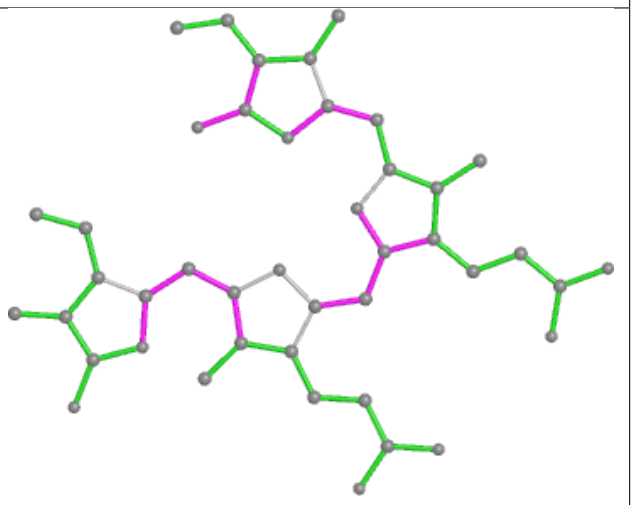

Bond angles

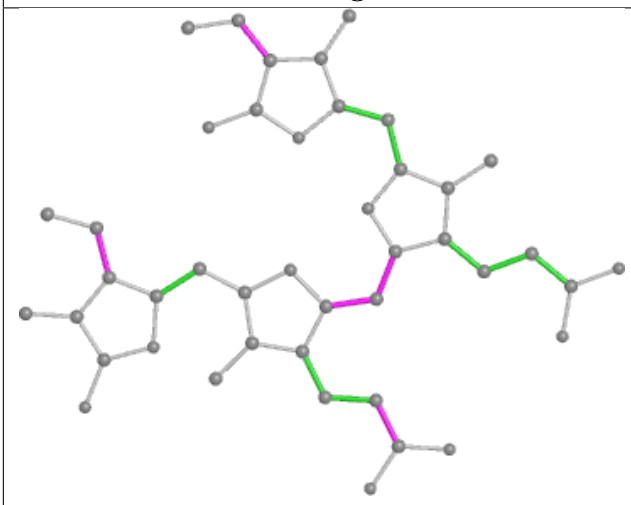

Torsions

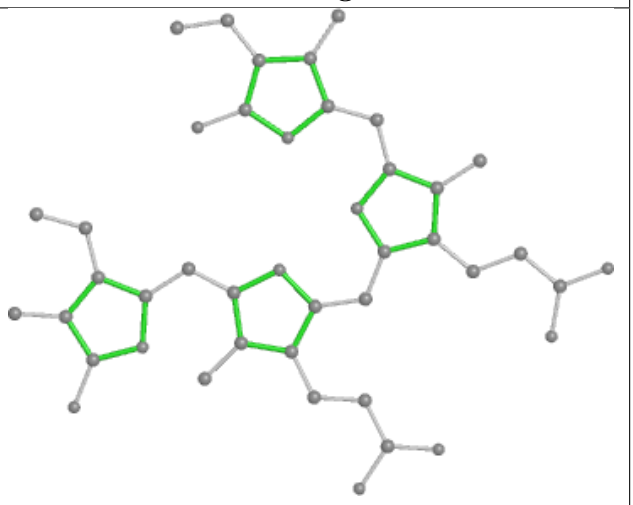

Rings

Ligand PEB s7 201

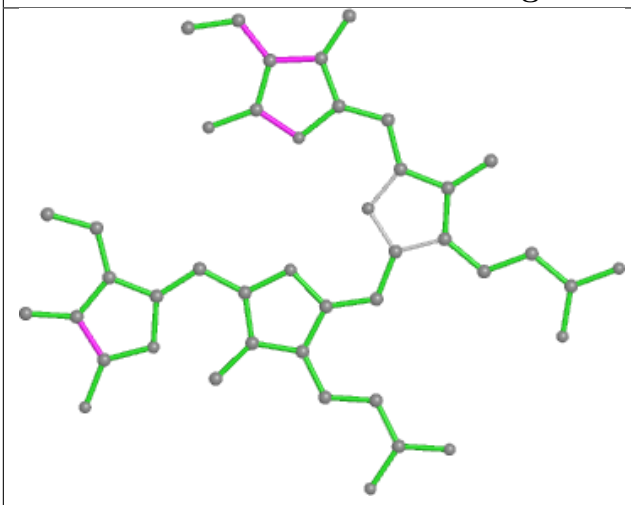

Bond lengths

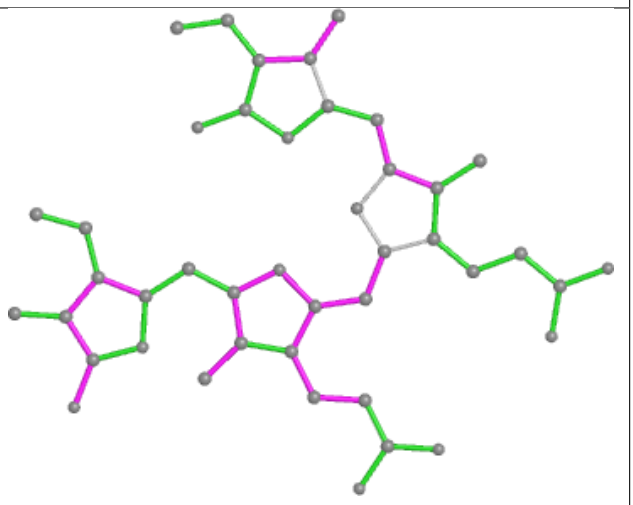

Bond angles

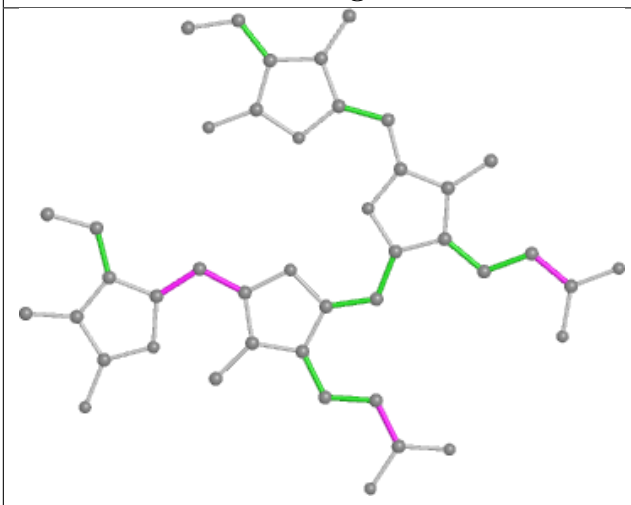

Torsions

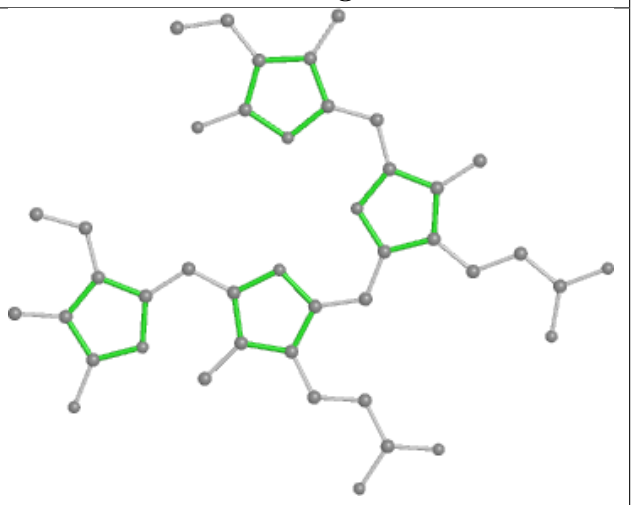

Rings

Ligand PEB o3 202

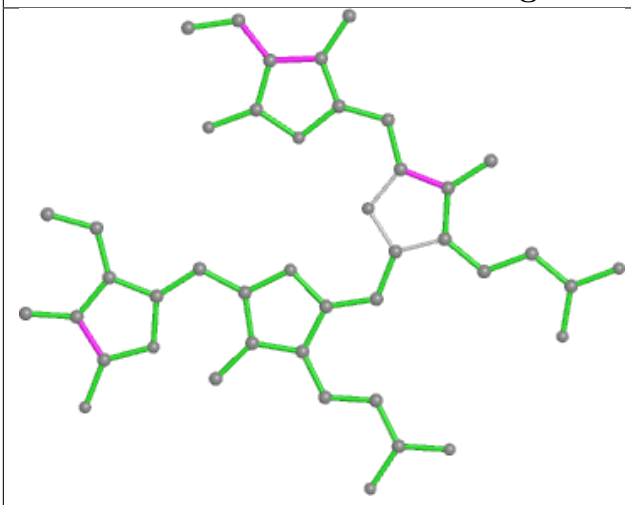

Bond lengths

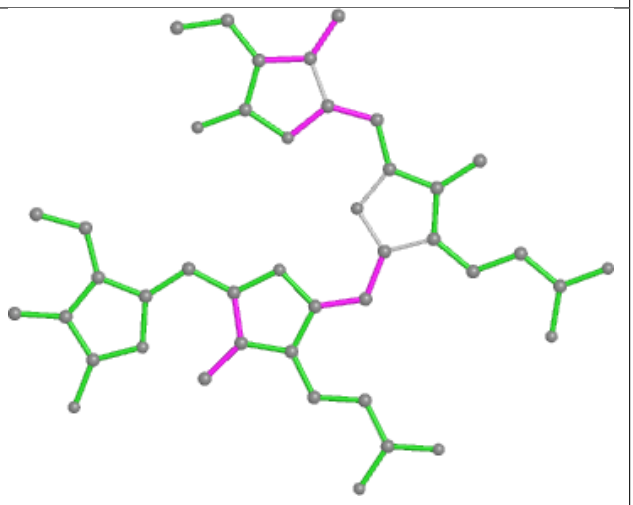

Bond angles

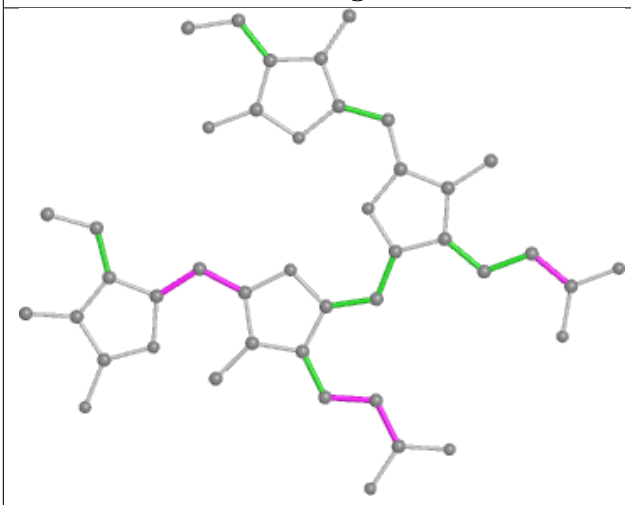

Torsions

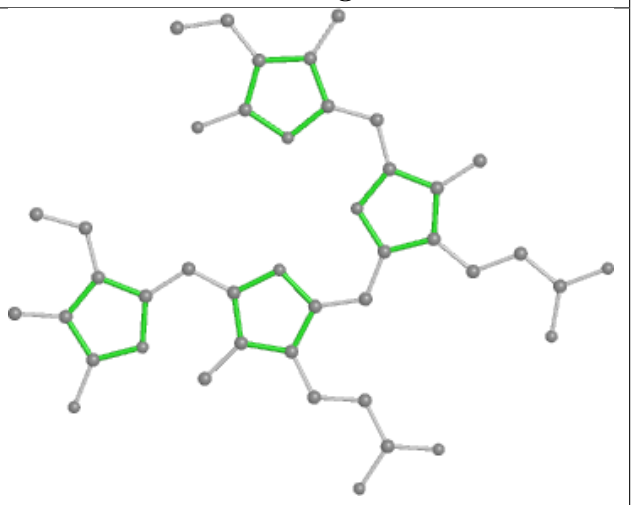

Rings

Ligand PEB r4 201

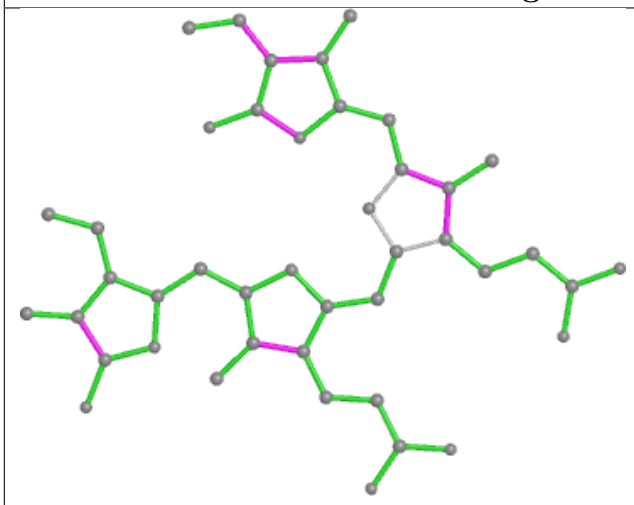

Bond lengths

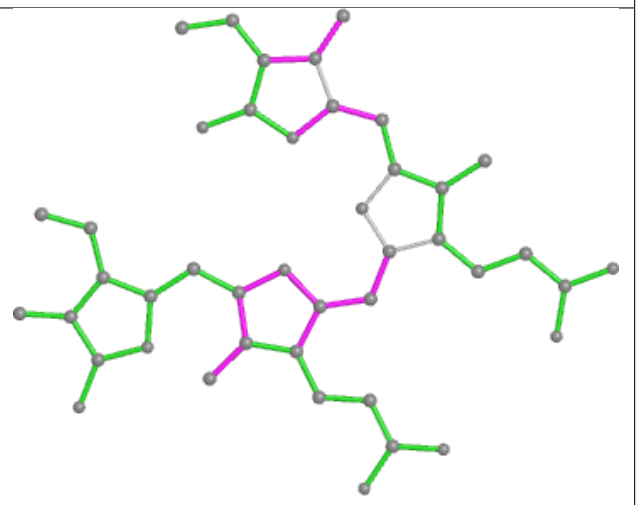

Bond angles

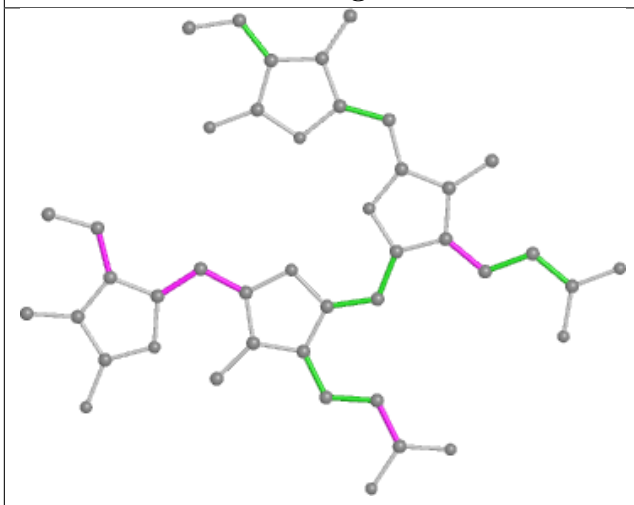

Torsions

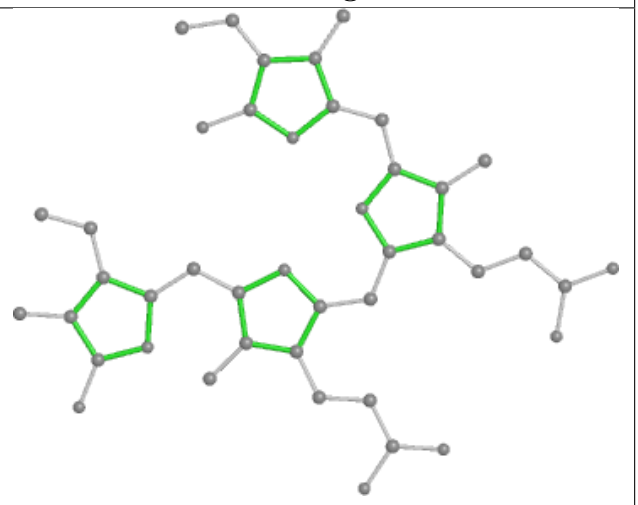

Rings

Ligand PEB hZ 401

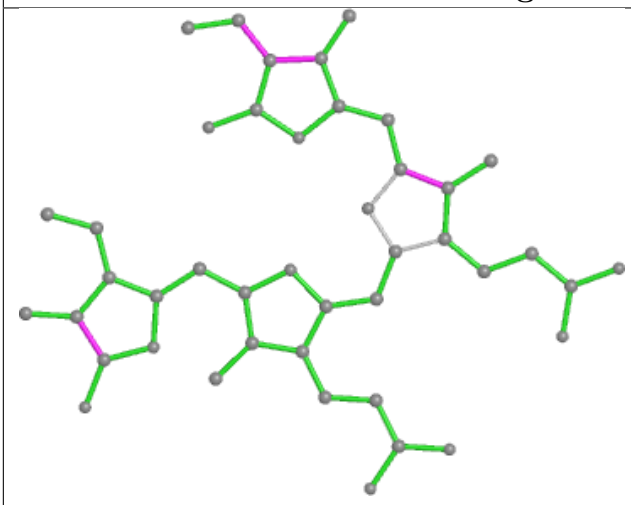

Bond lengths

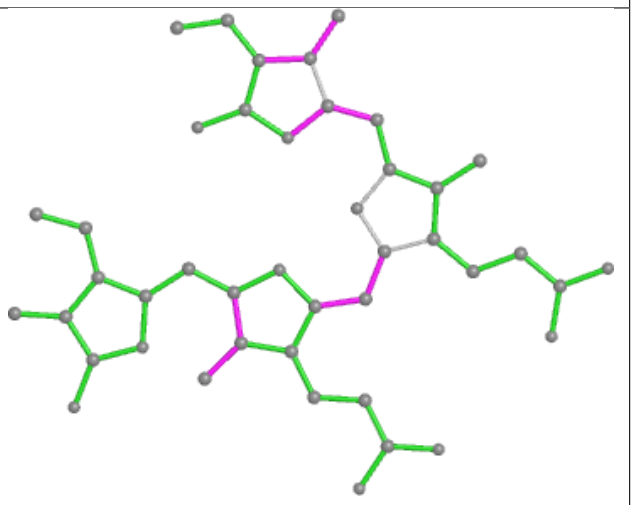

Bond angles

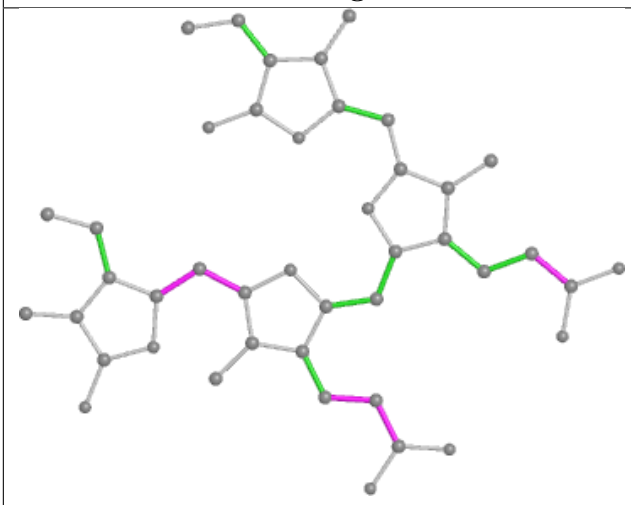

Torsions

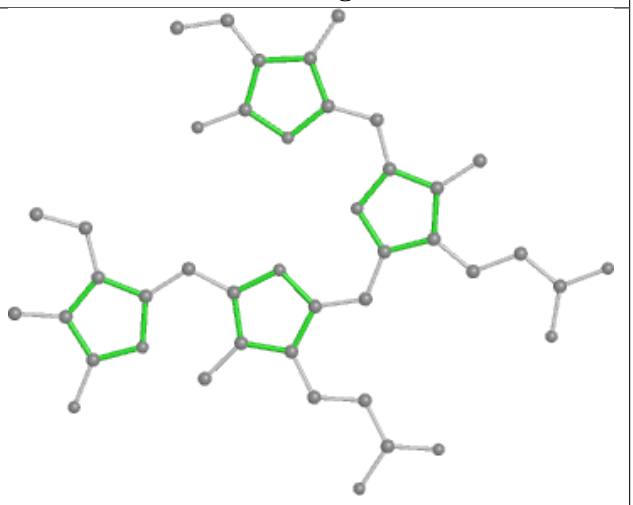

Rings

Ligand PEB aH 202

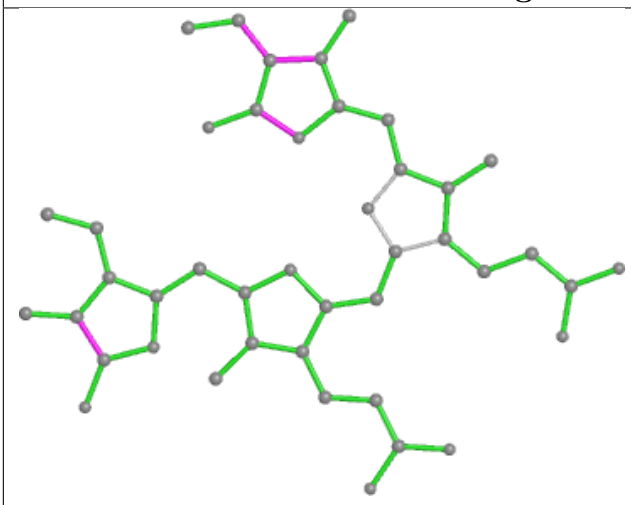

Bond lengths

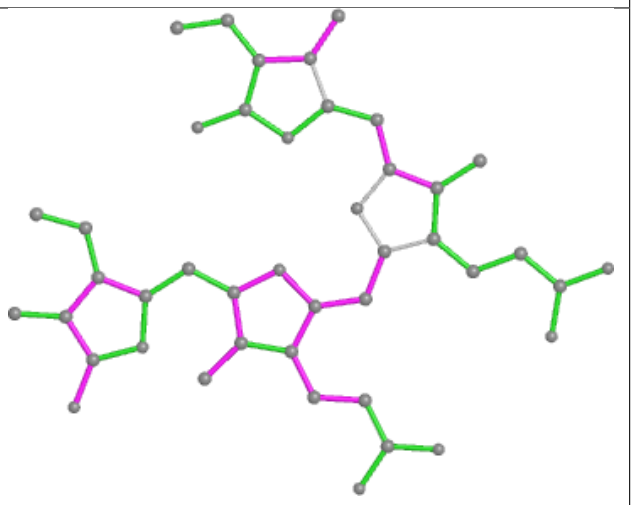

Bond angles

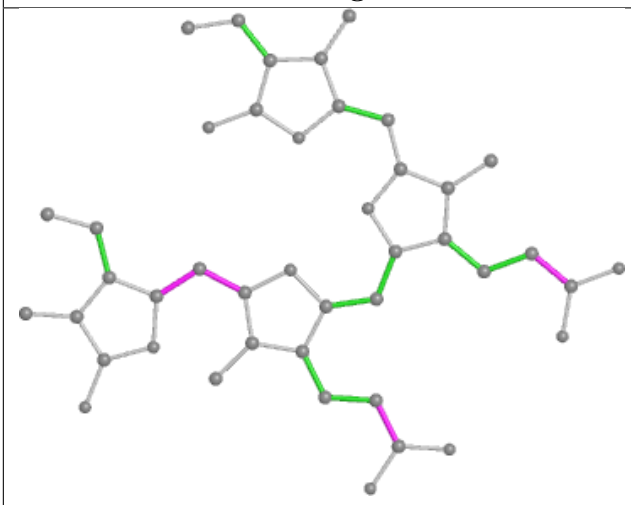

Torsions

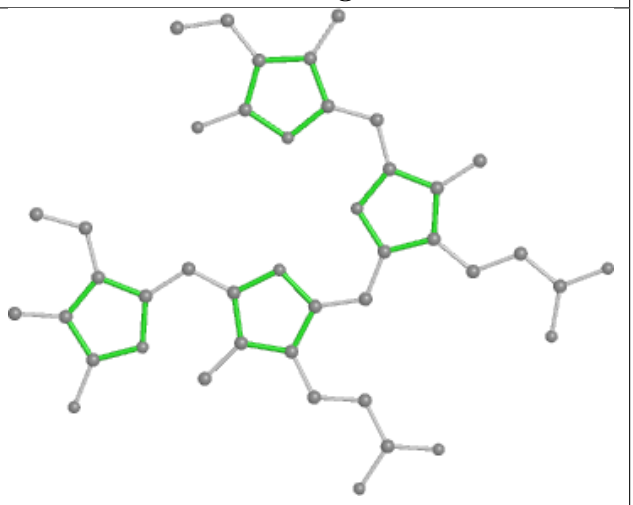

Rings

Ligand PEB cK 201

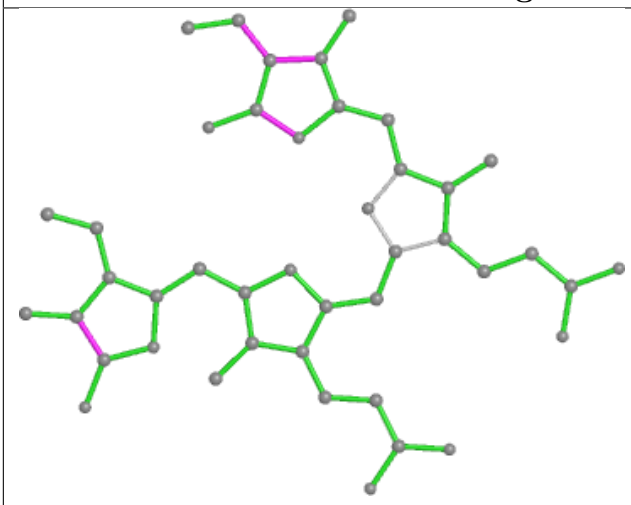

Bond lengths

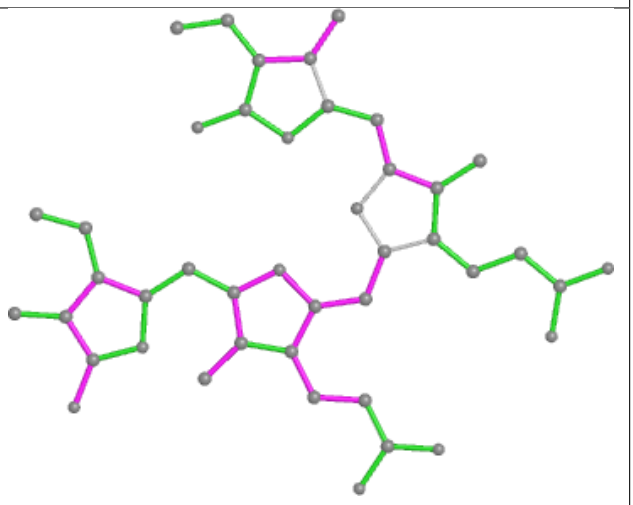

Bond angles

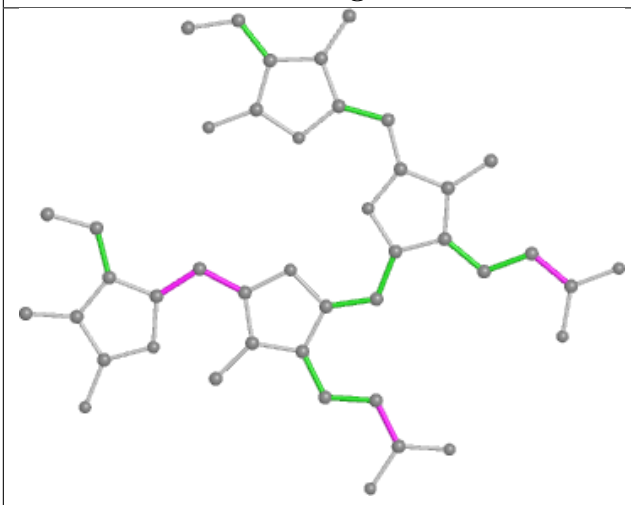

Torsions

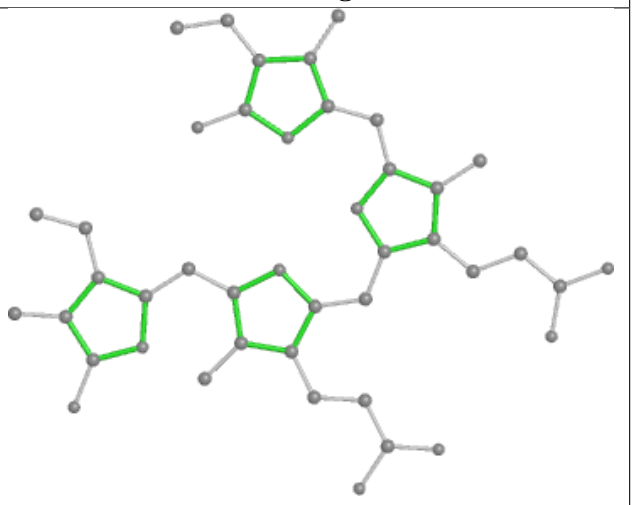

Rings

Ligand PUB gd 202

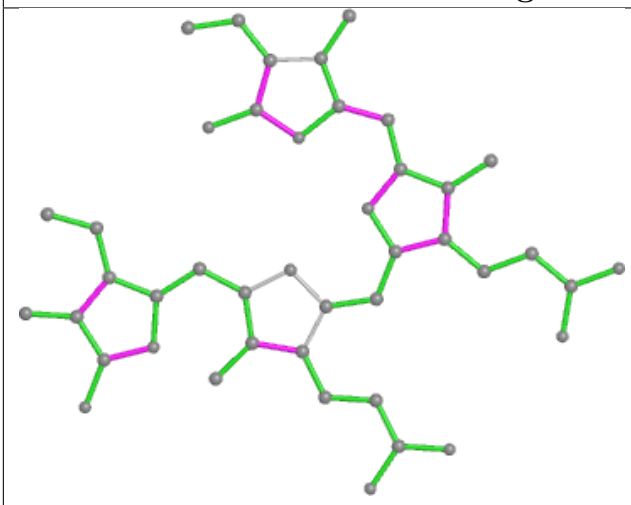

Bond lengths

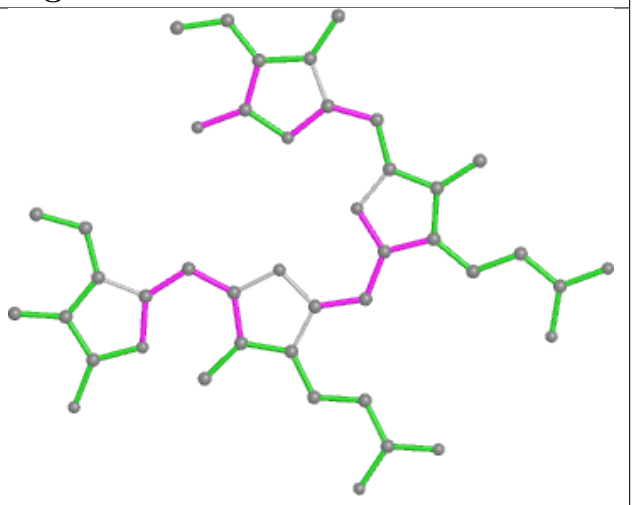

Bond angles

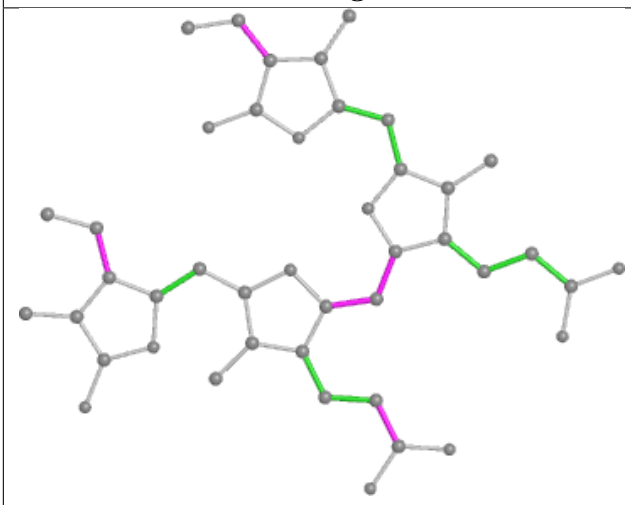

Torsions

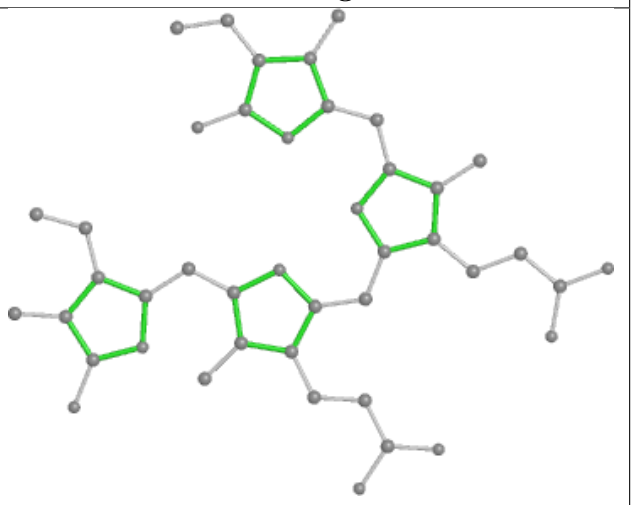

Rings

Ligand PUB eR 203

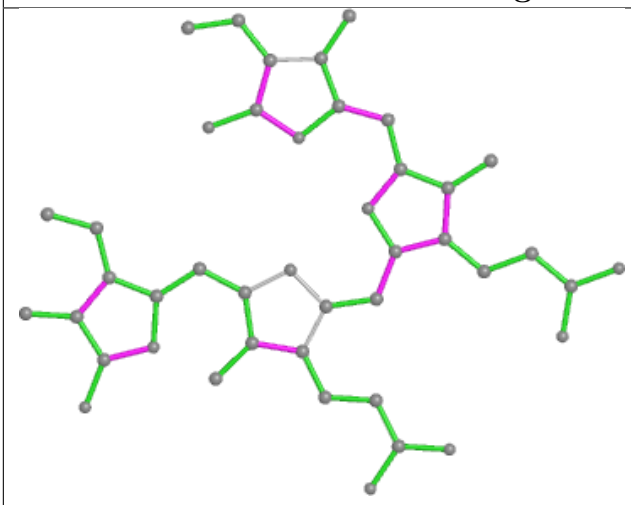

Bond lengths

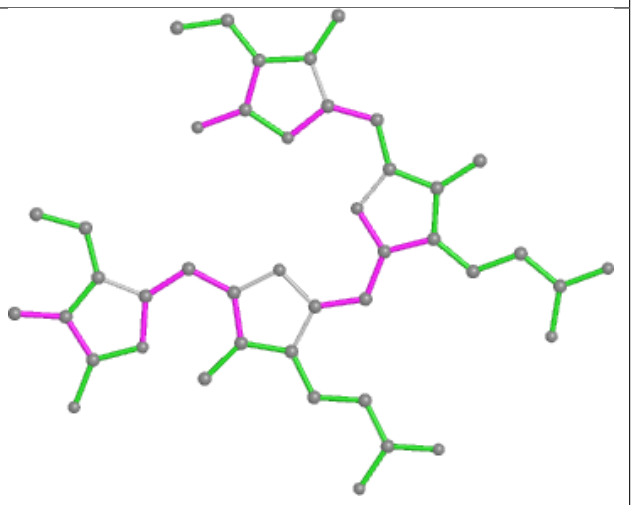

Bond angles

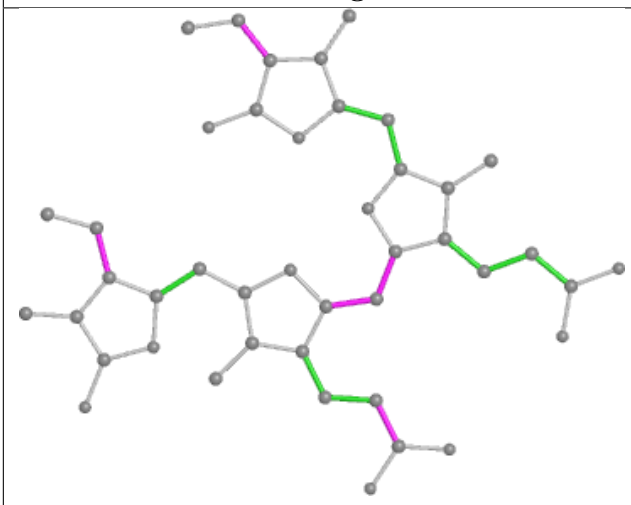

Torsions

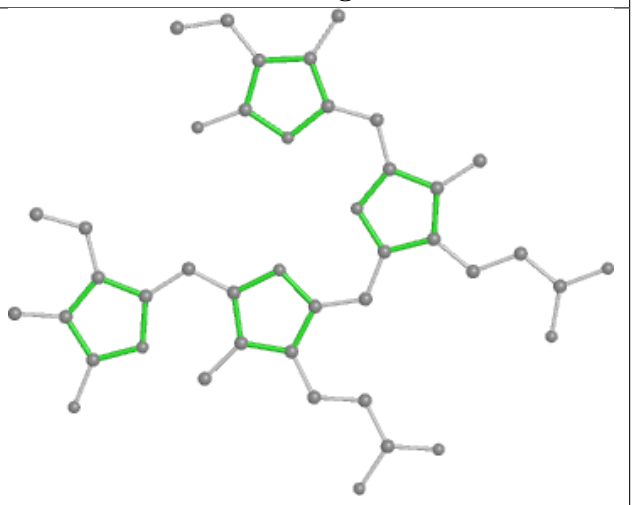

Rings

Ligand PEB J9 202

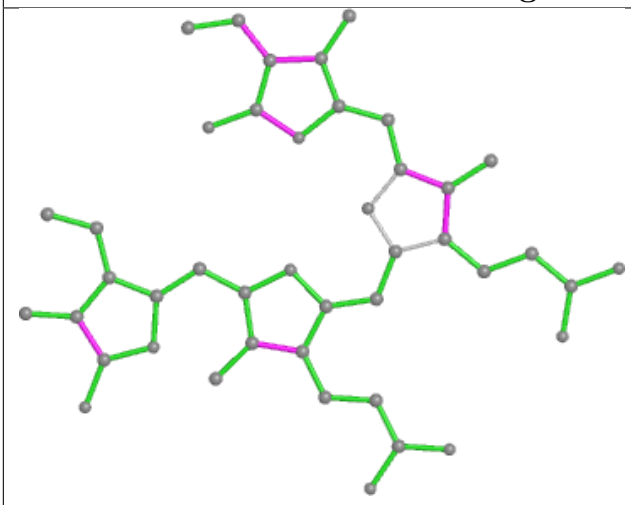

Bond lengths

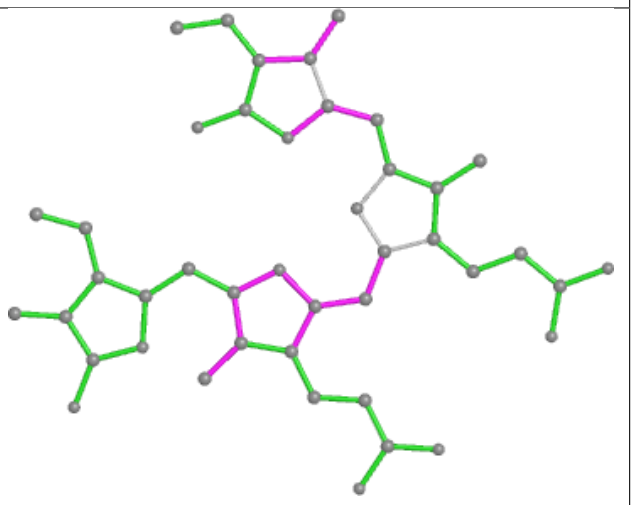

Bond angles

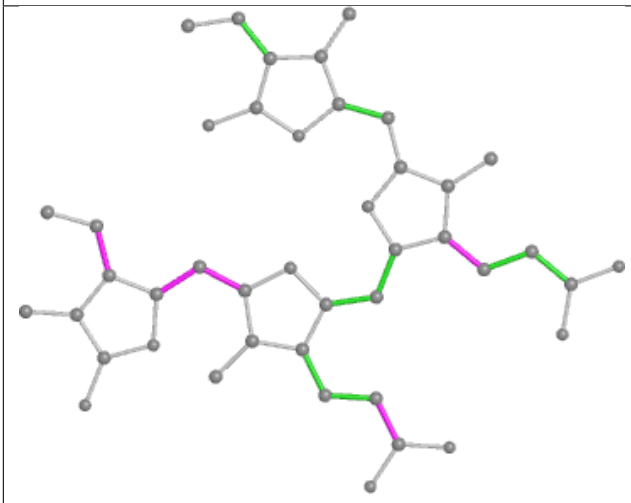

Torsions

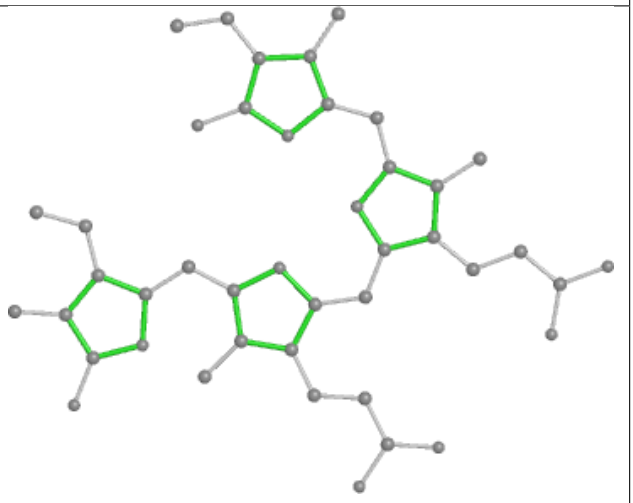

Rings

Ligand PVN Z9 1004

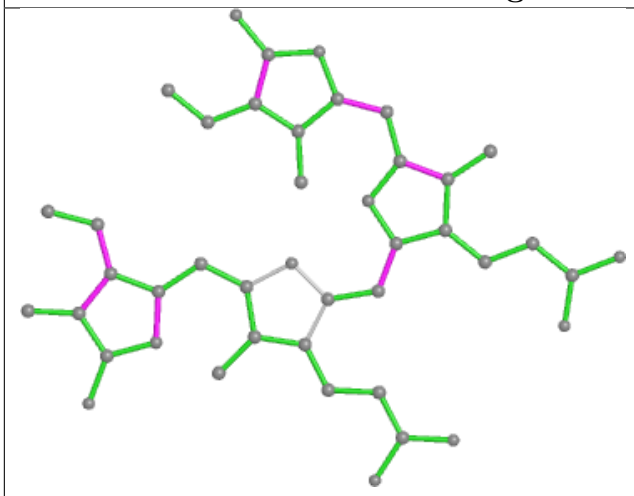

Bond lengths

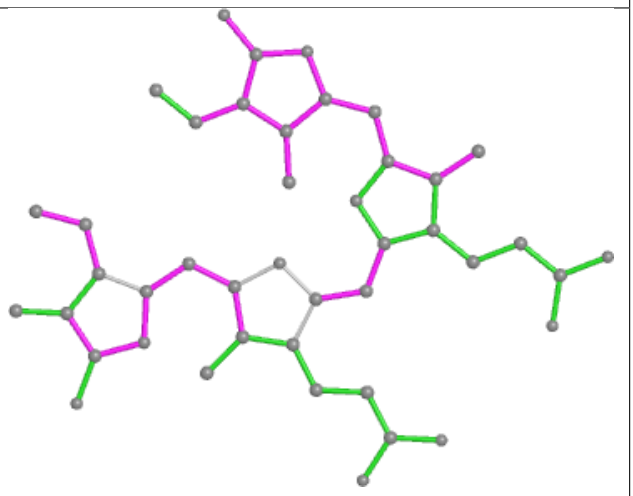

Bond angles

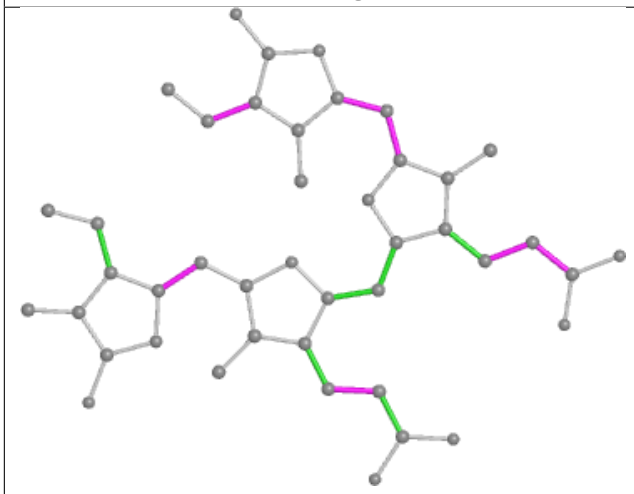

Torsions

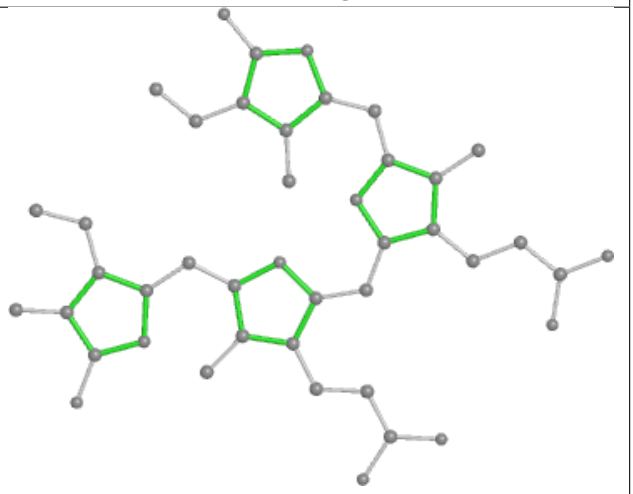

Rings

Ligand PVN a3 1004

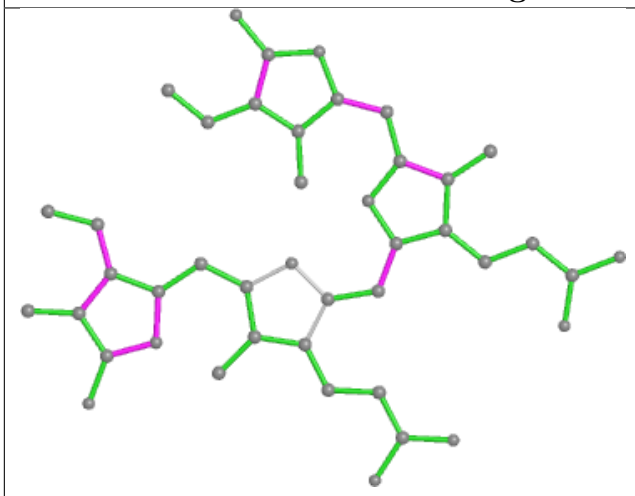

Bond lengths

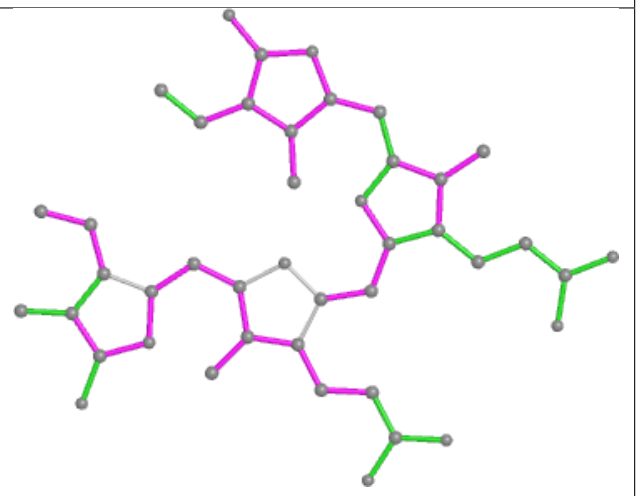

Bond angles

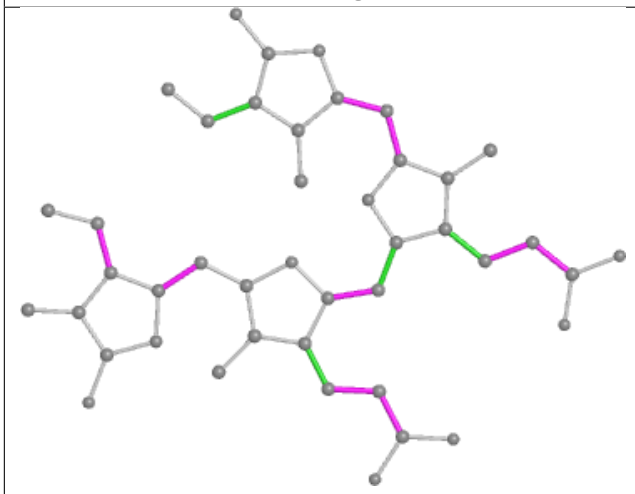

Torsions

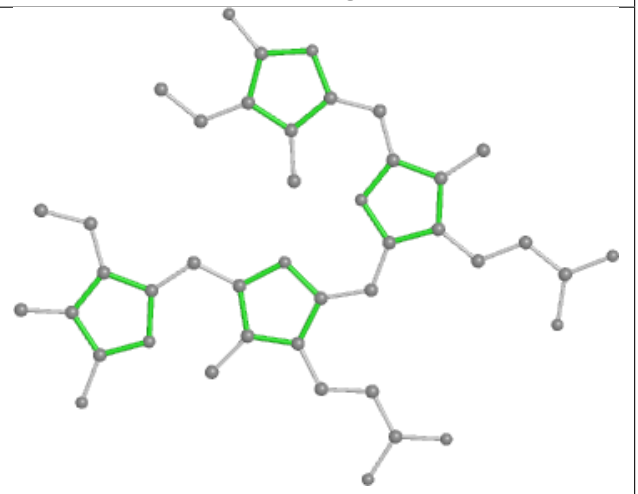

Rings

Ligand PEB gk 202

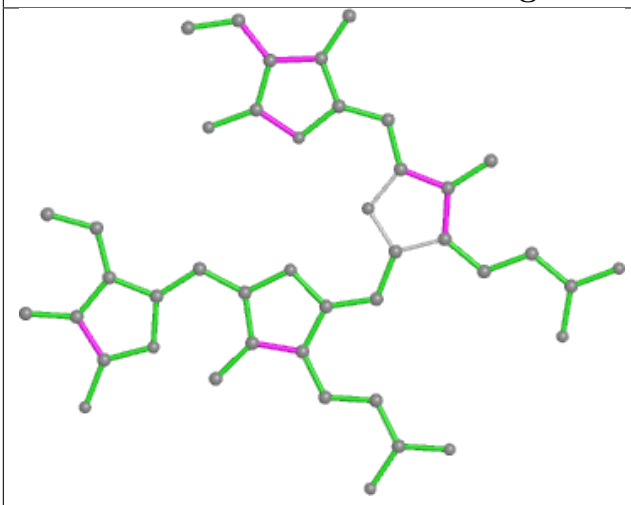

Bond lengths

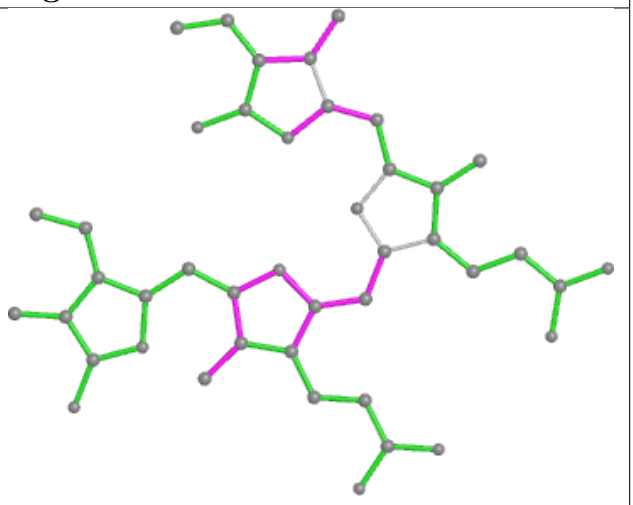

Bond angles

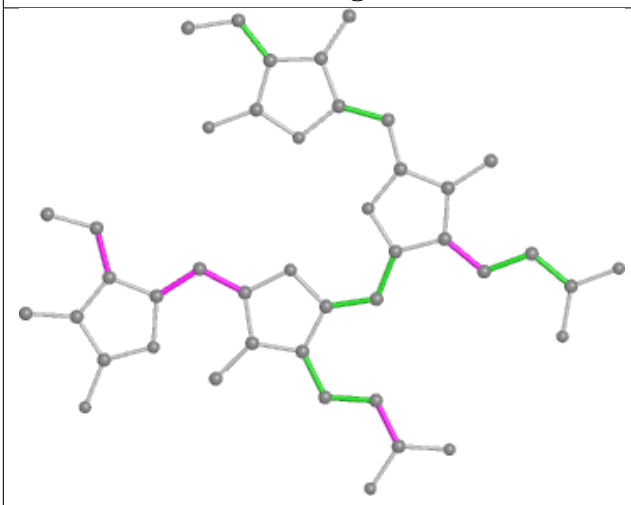

Torsions

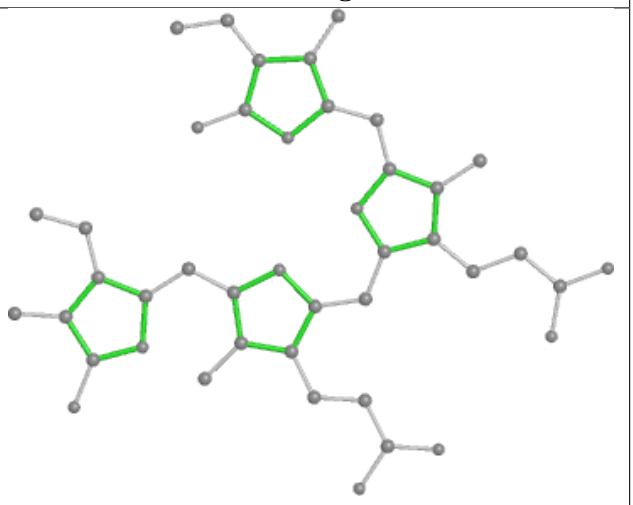

Rings

Ligand PEB J8 202

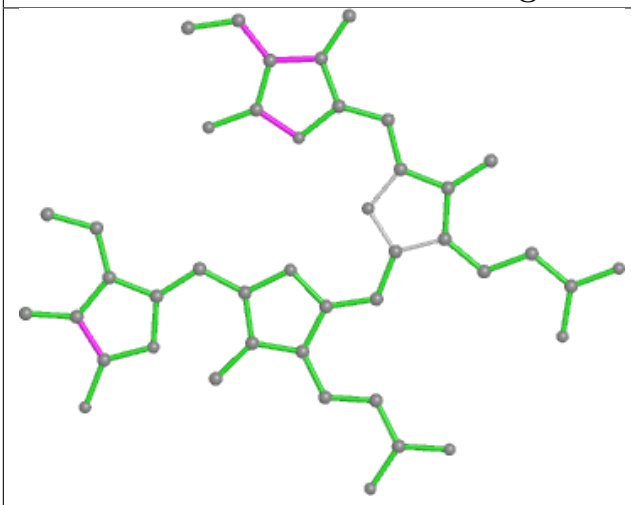

Bond lengths

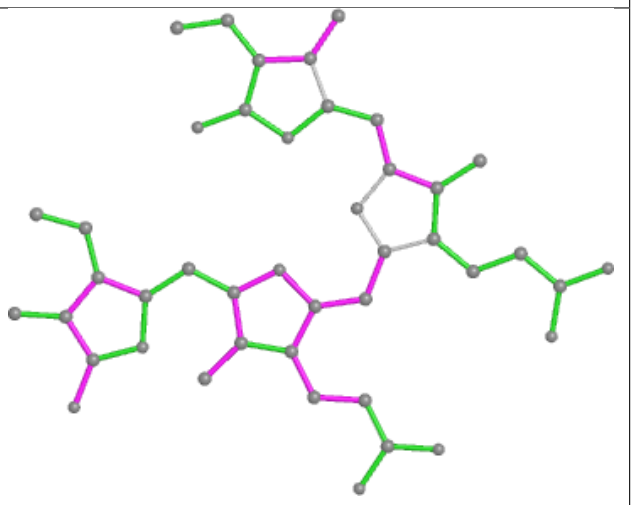

Bond angles

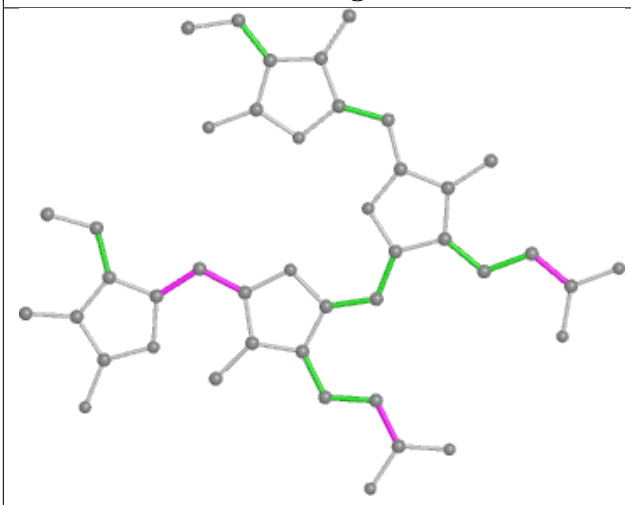

Torsions

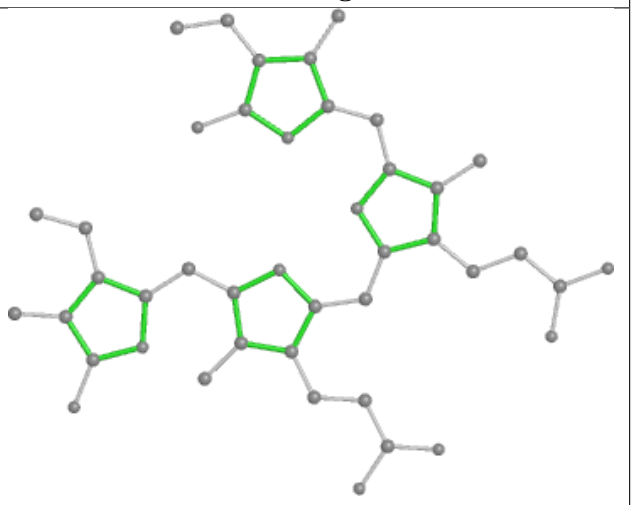

Rings

Ligand PEB h2 202

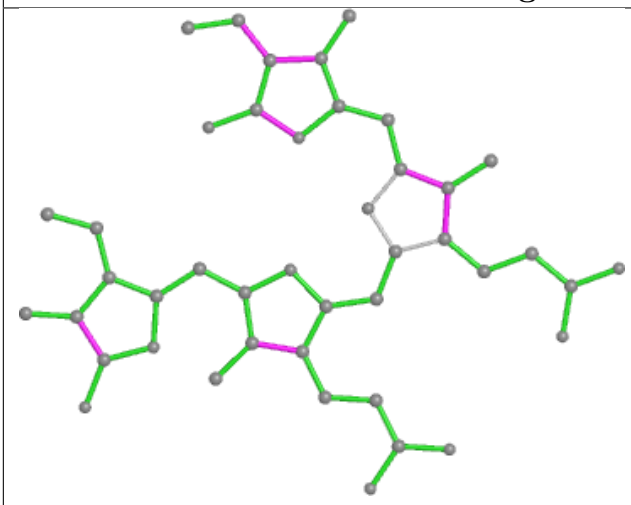

Bond lengths

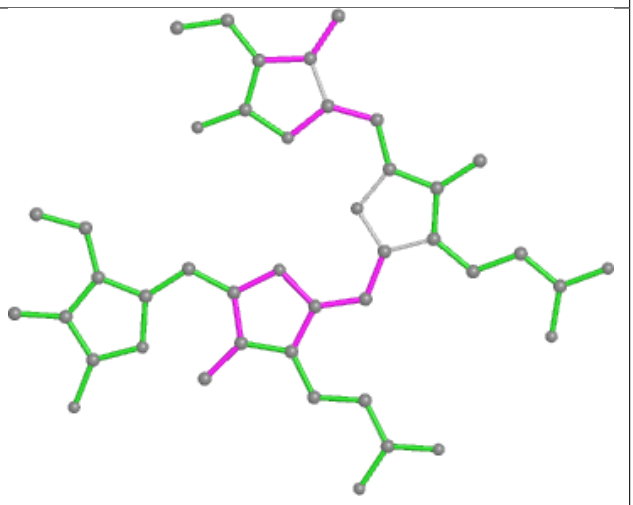

Bond angles

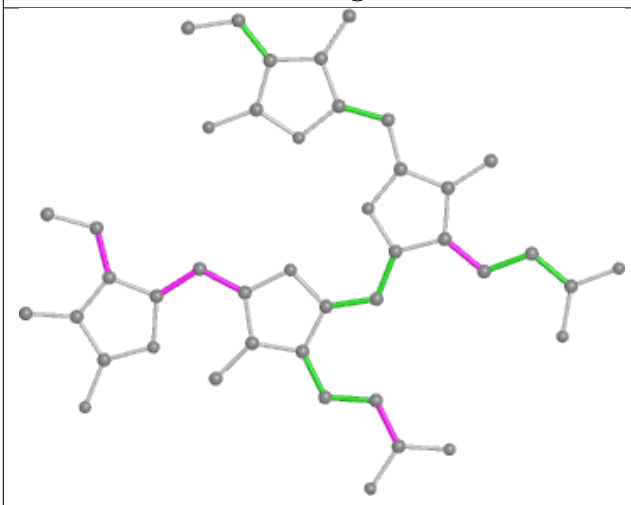

Torsions

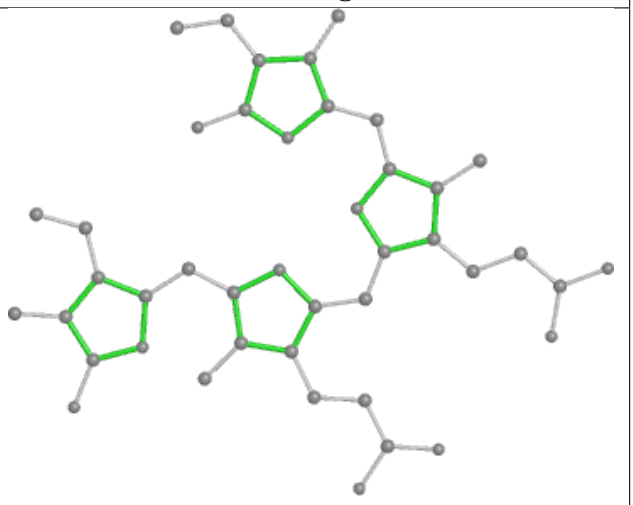

Rings

Ligand PEB K7 201

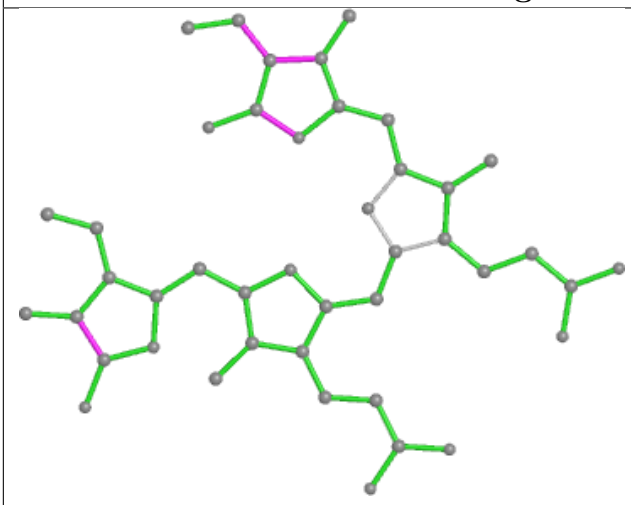

Bond lengths

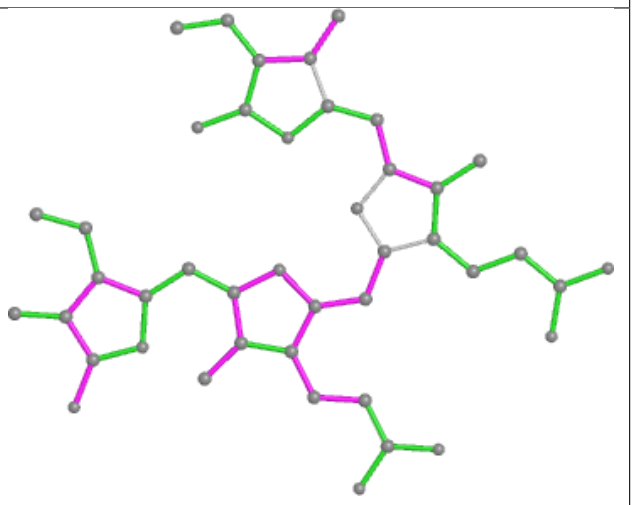

Bond angles

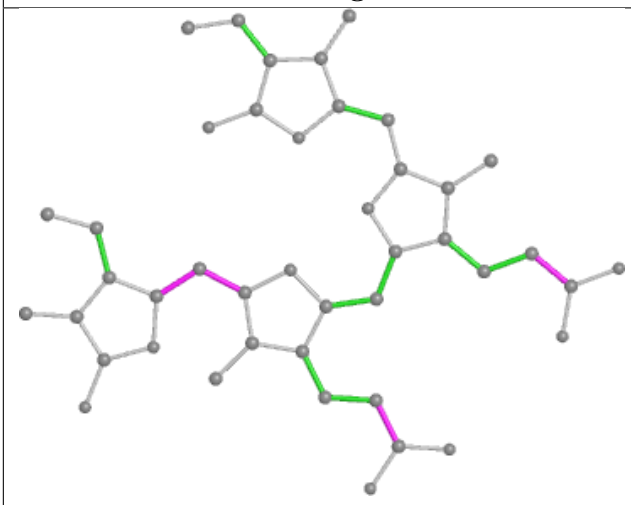

Torsions

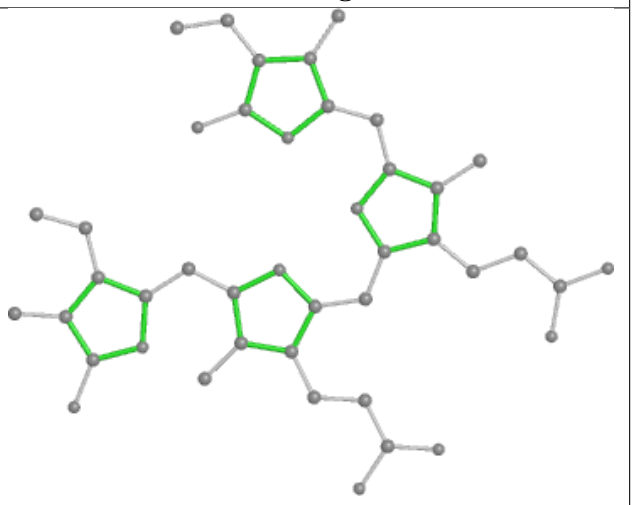

Rings

Ligand PUB e6 203

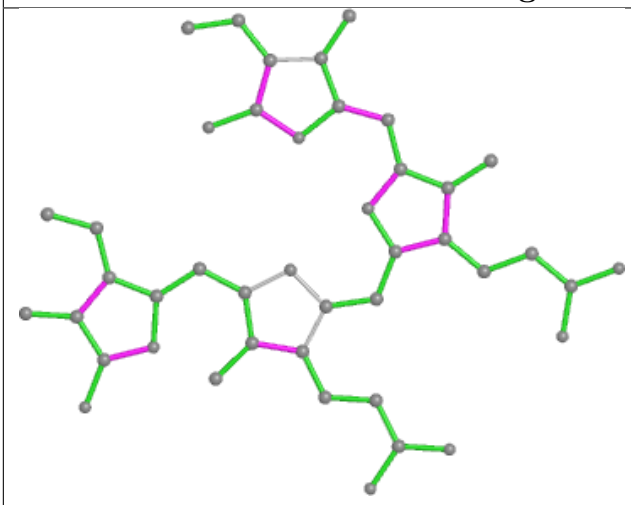

Bond lengths

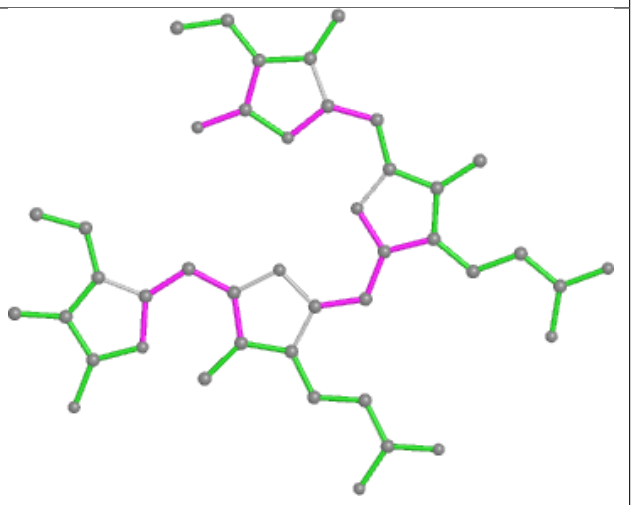

Bond angles

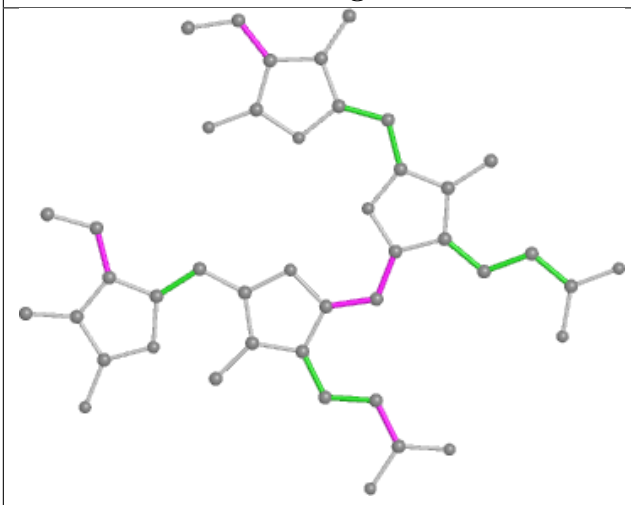

Torsions

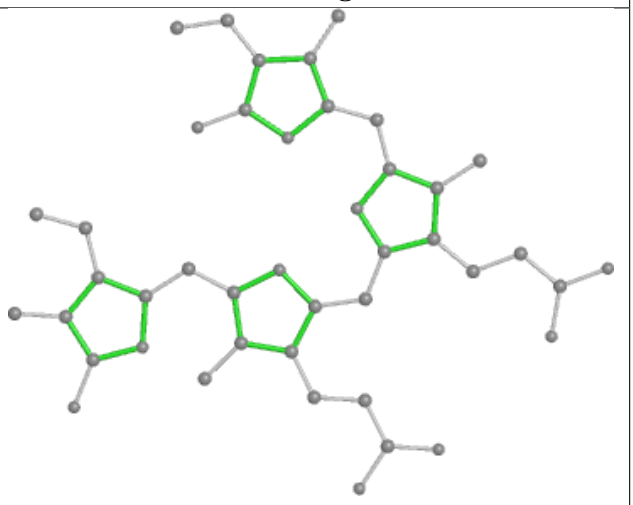

Rings

Ligand PEB U7 202

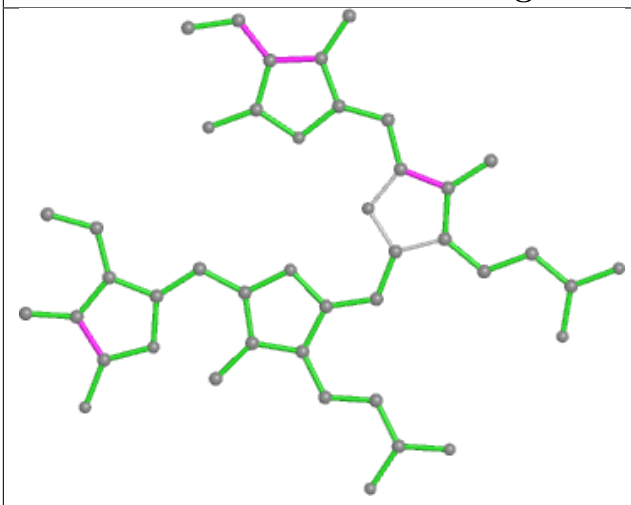

Bond lengths

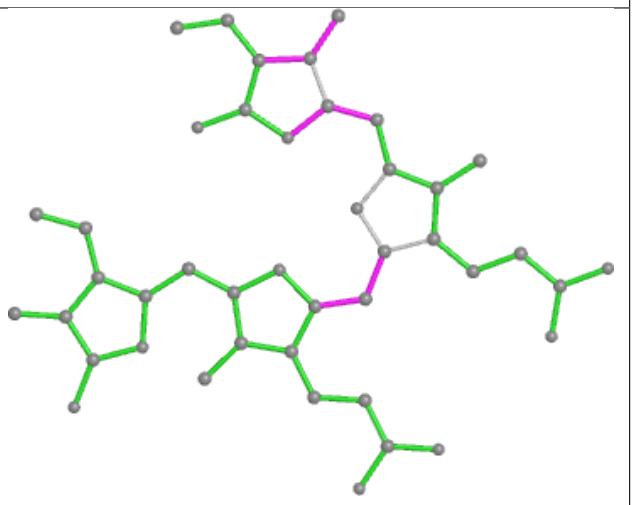

Bond angles

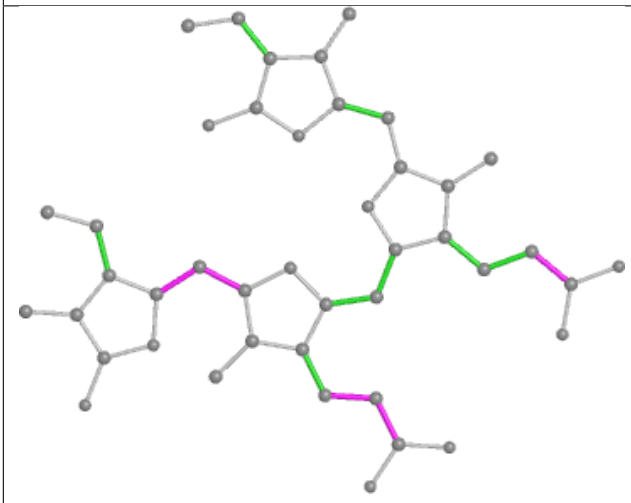

Torsions

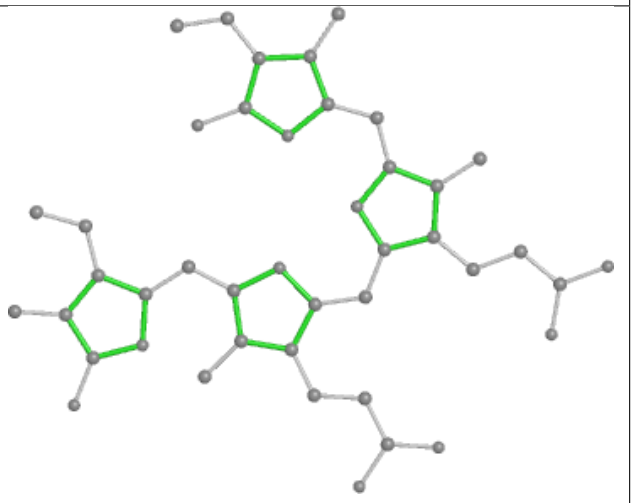

Rings

Ligand PEB w2 203

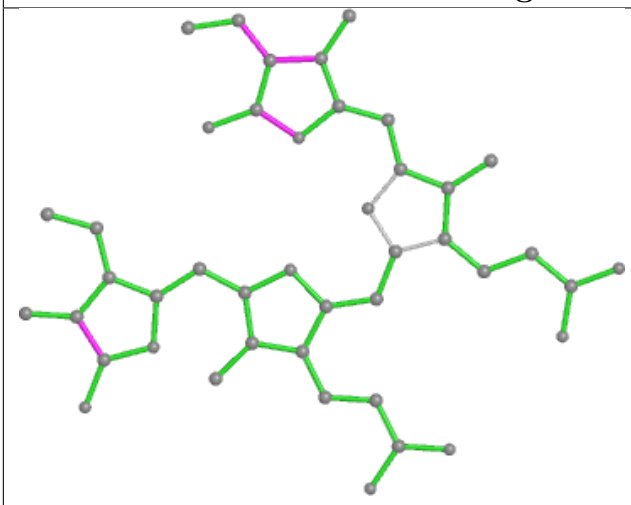

Bond lengths

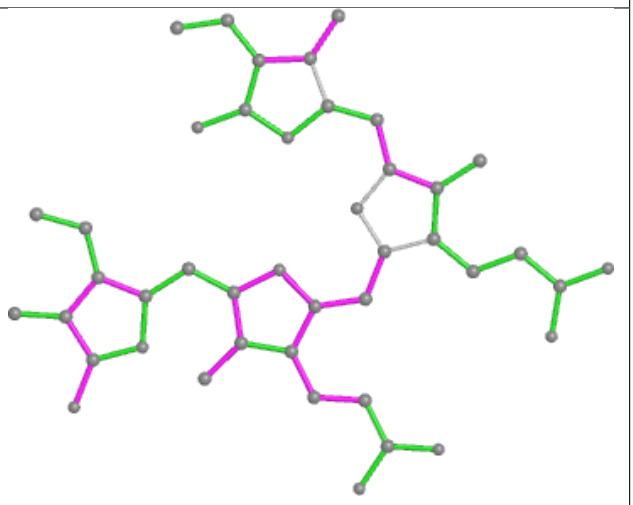

Bond angles

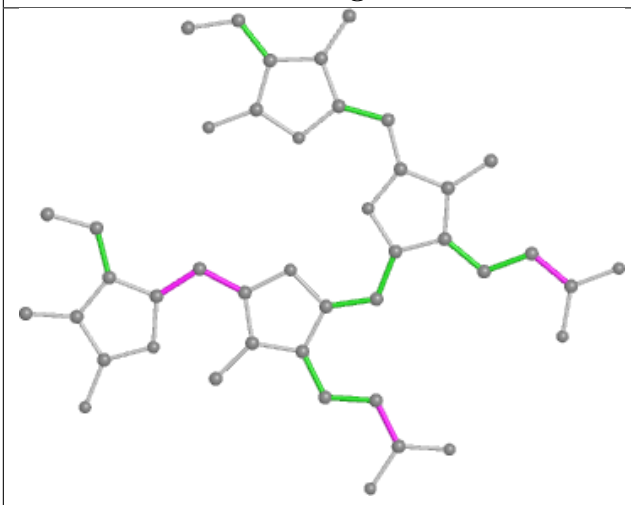

Torsions

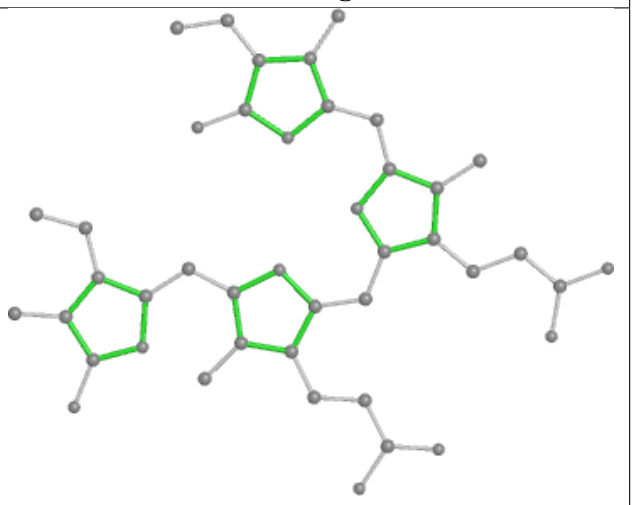

Rings

Ligand PEB T5 201

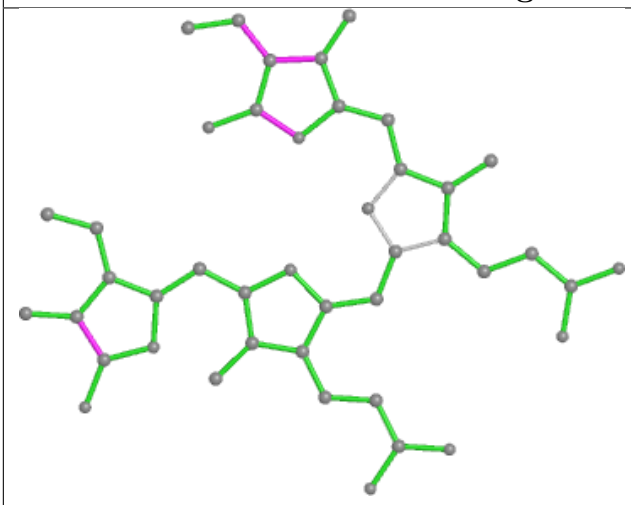

Bond lengths

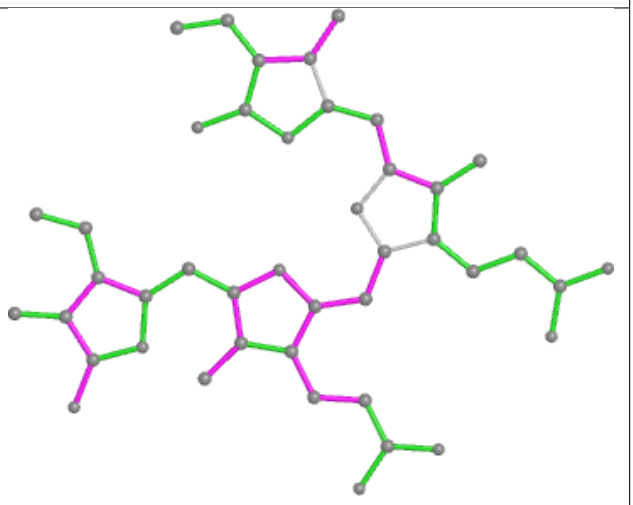

Bond angles

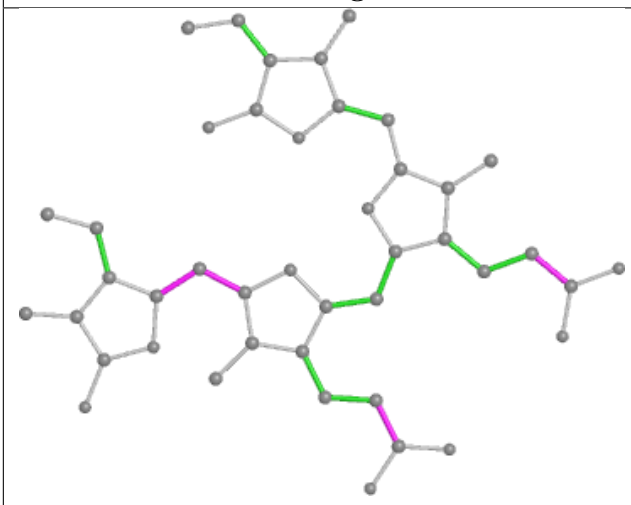

Torsions

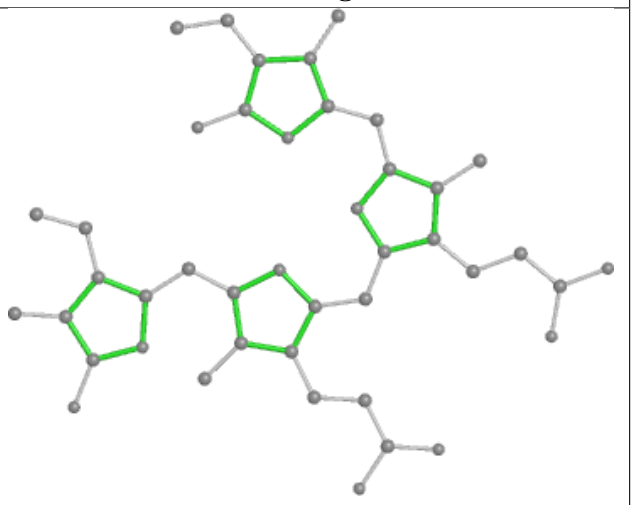

Rings

Ligand PEB av 201

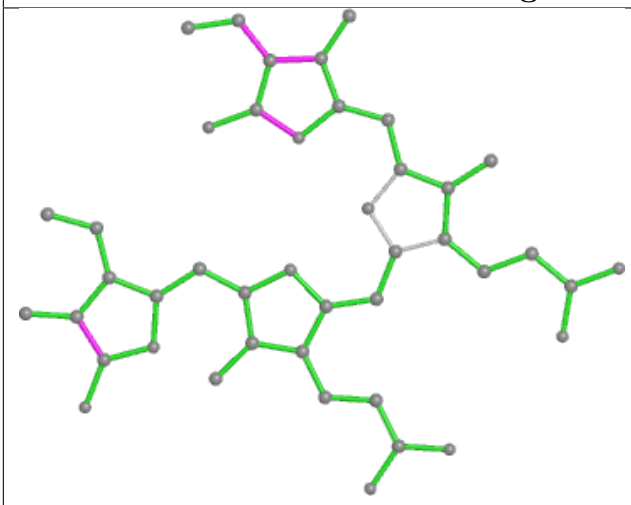

Bond lengths

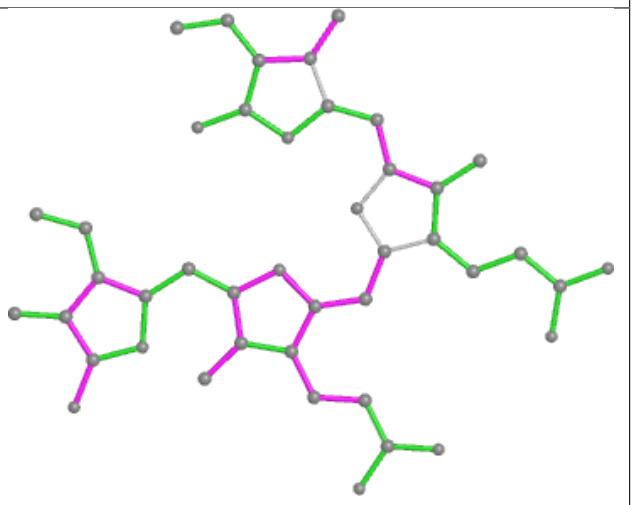

Bond angles

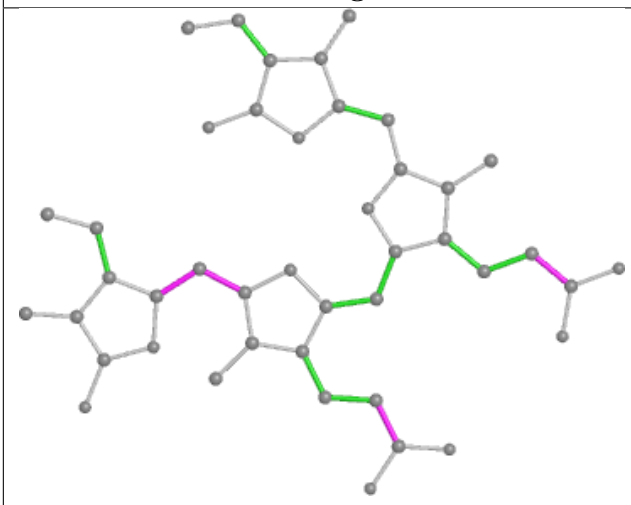

Torsions

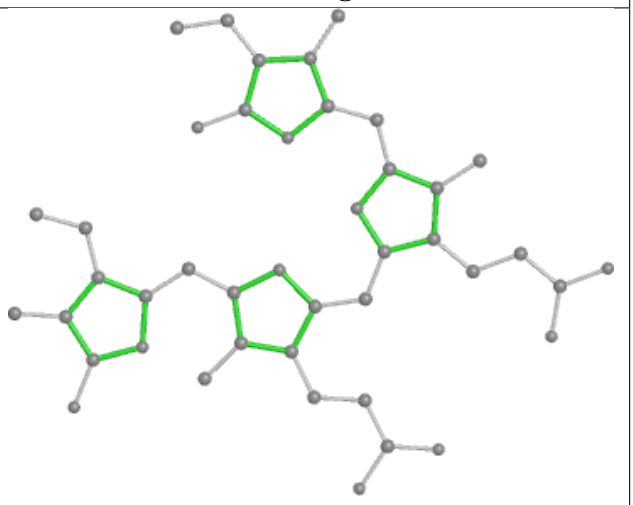

Rings

Ligand PEB E6 202

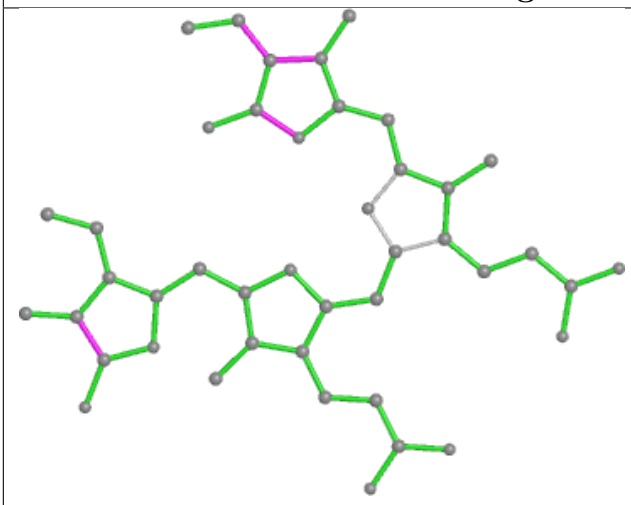

Bond lengths

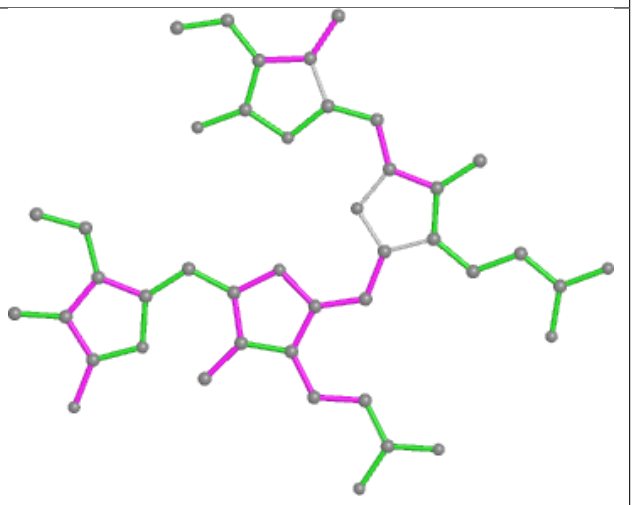

Bond angles

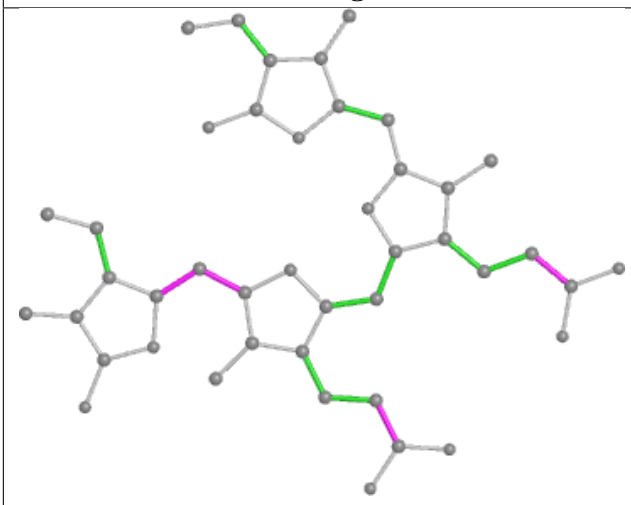

Torsions

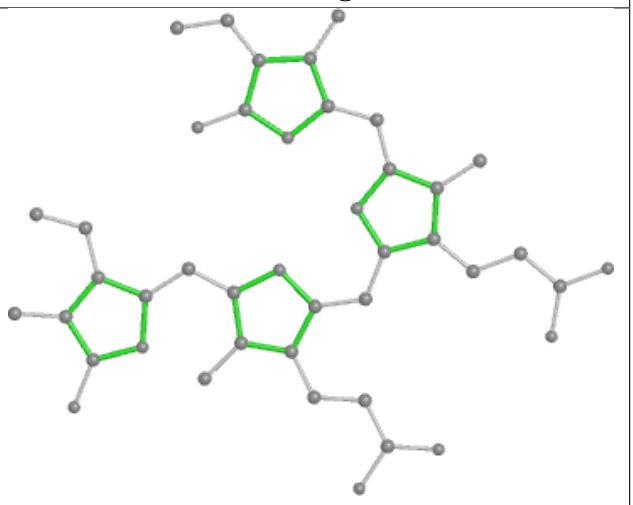

Rings

Ligand PEB dZ 1002

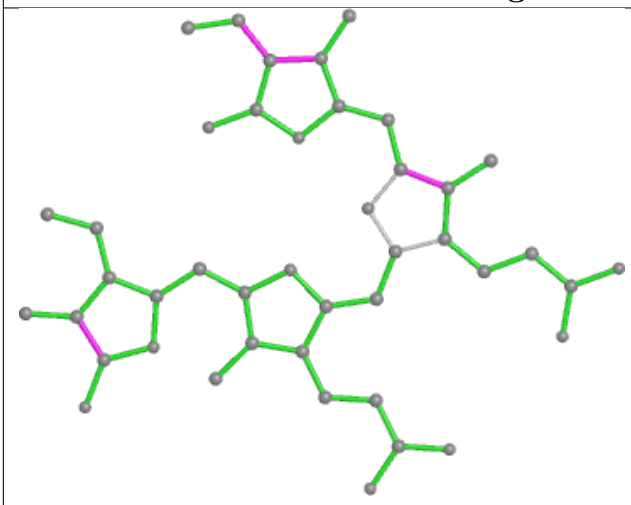

Bond lengths

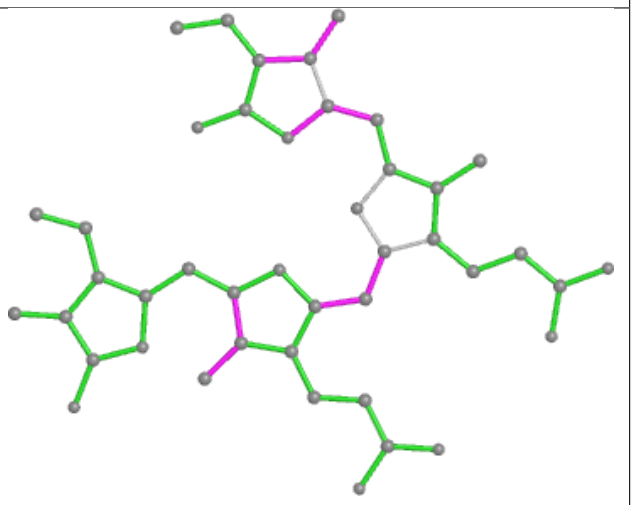

Bond angles

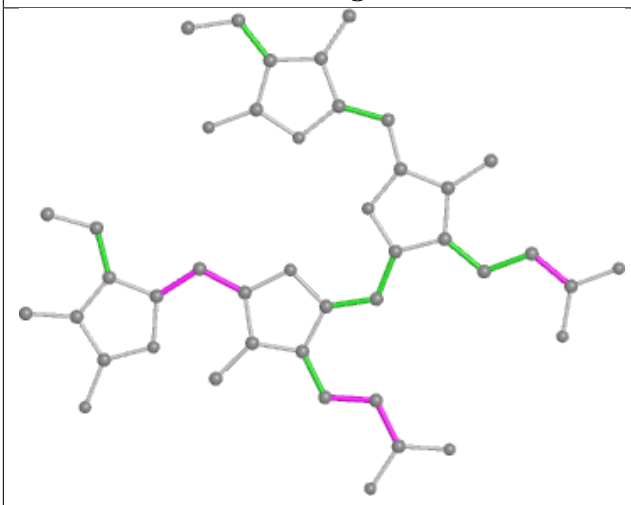

Torsions

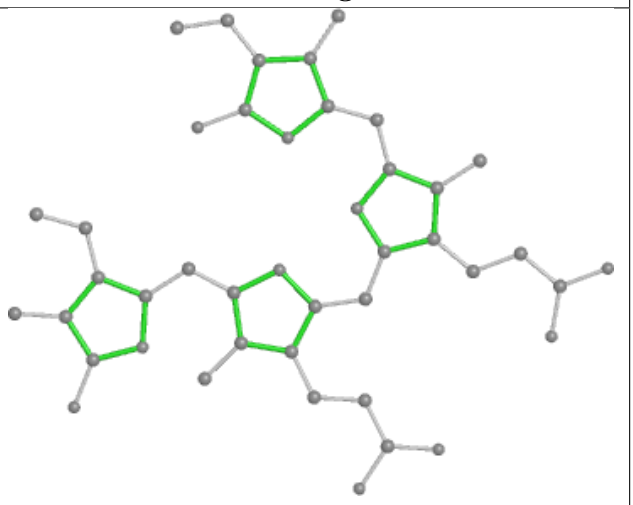

Rings

Ligand PEB J5 202

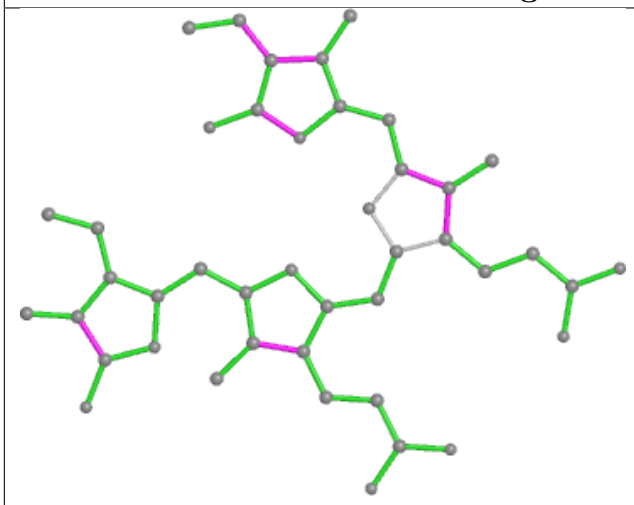

Bond lengths

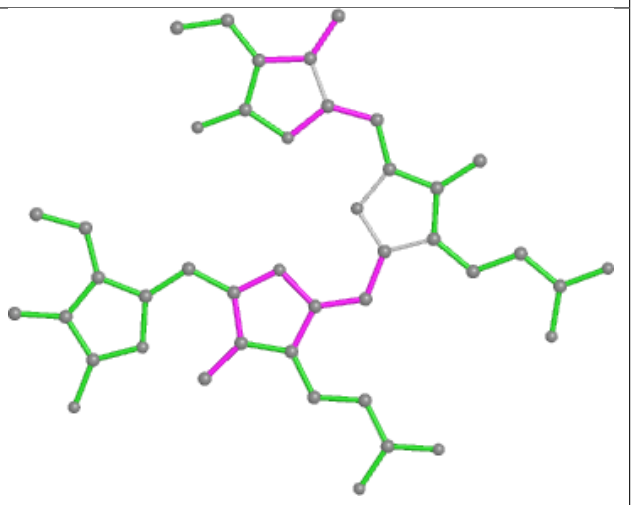

Bond angles

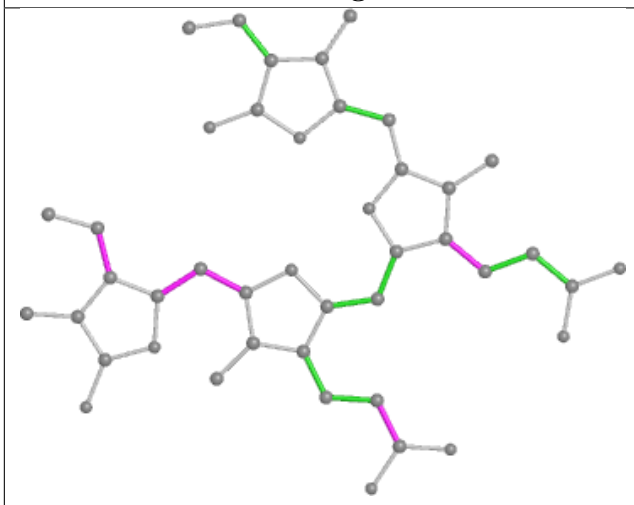

Torsions

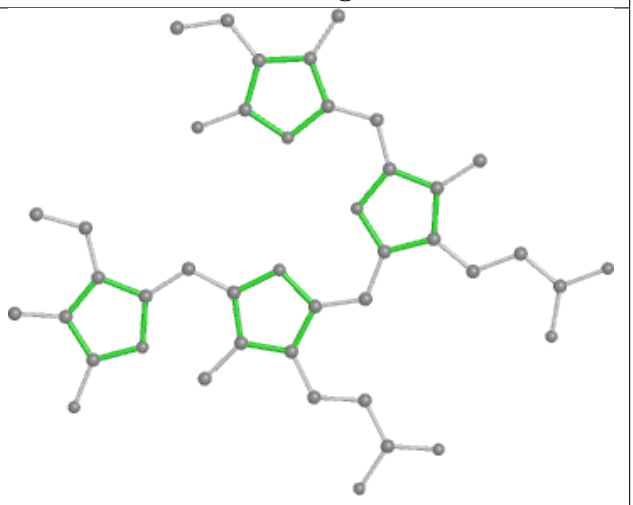

Rings

Ligand CYC h1 201

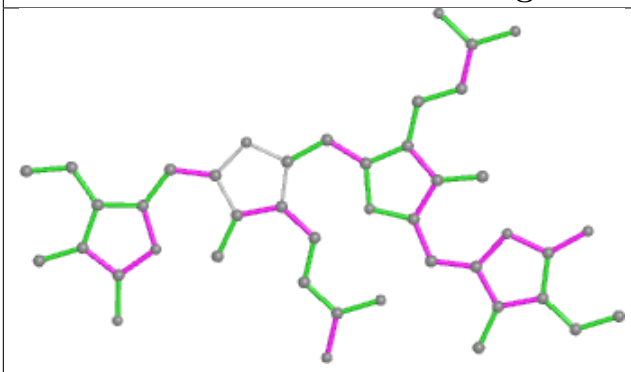

Bond lengths

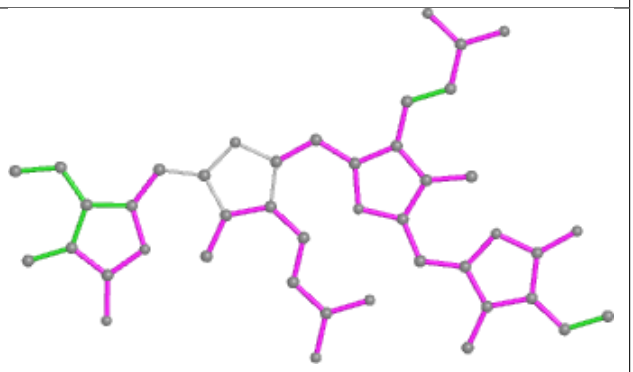

Bond angles

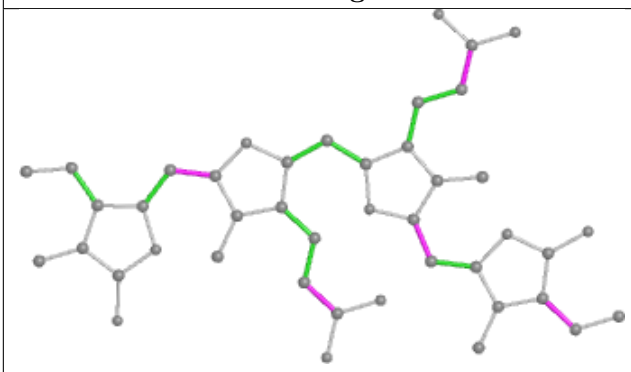

Torsions

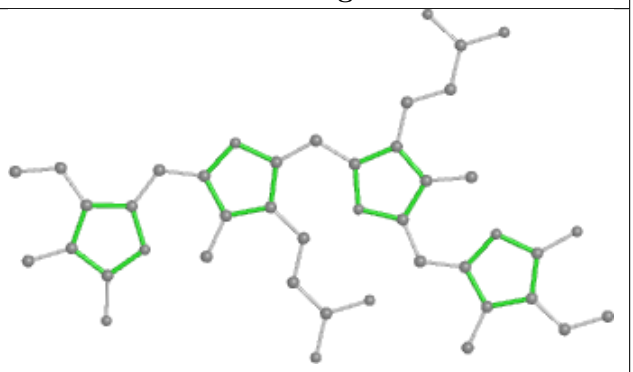

Rings

Ligand PEB e9 302

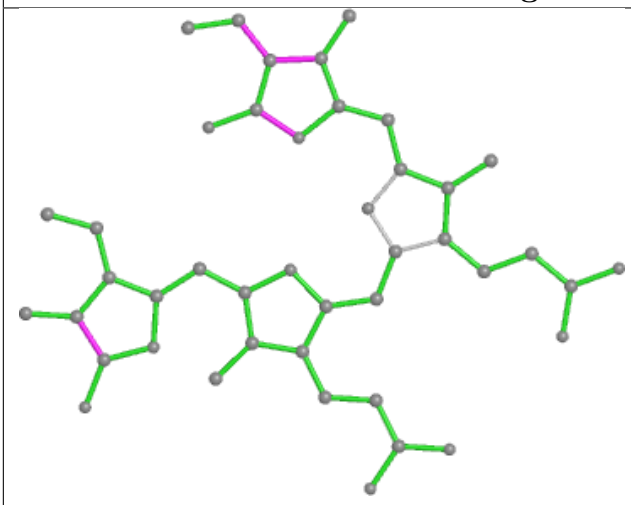

Bond lengths

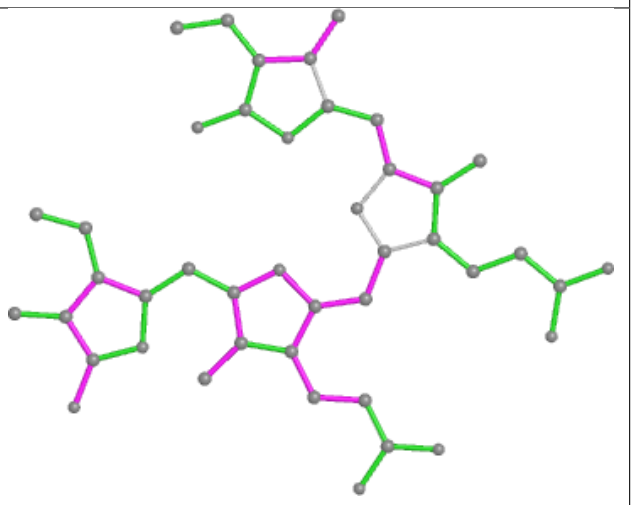

Bond angles

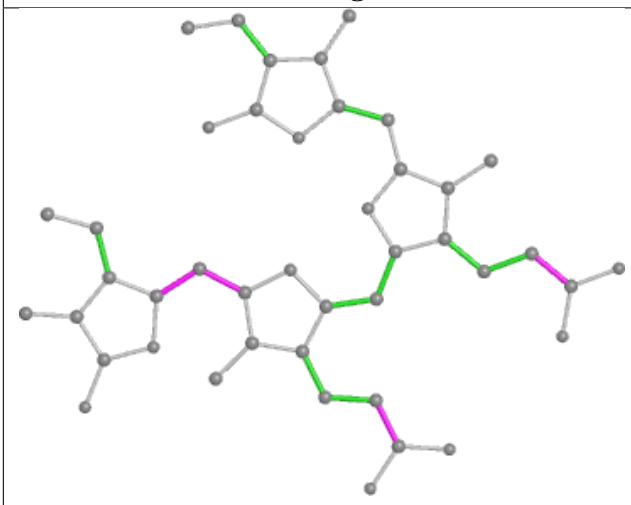

Torsions

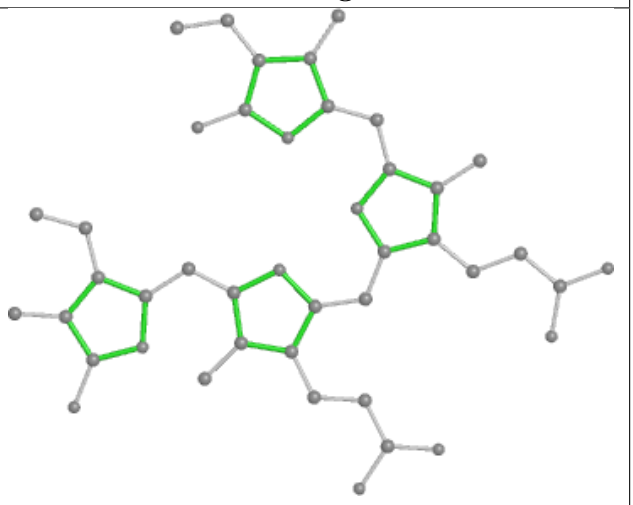

Rings

Ligand PEB V3 202

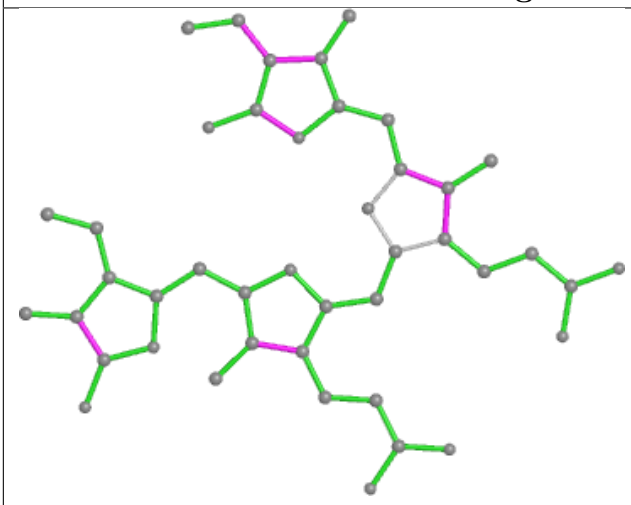

Bond lengths

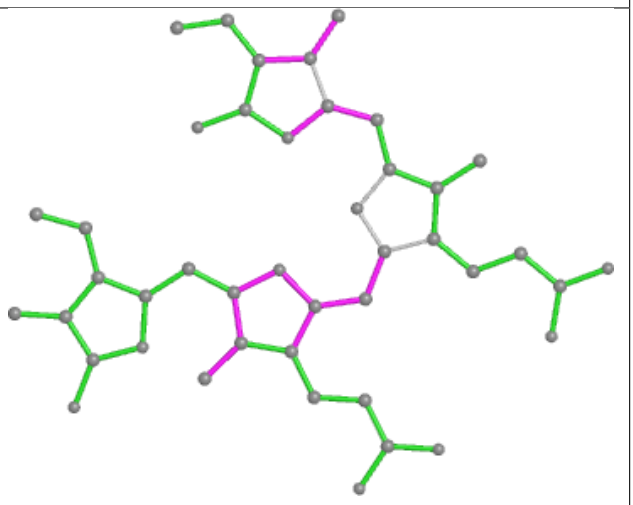

Bond angles

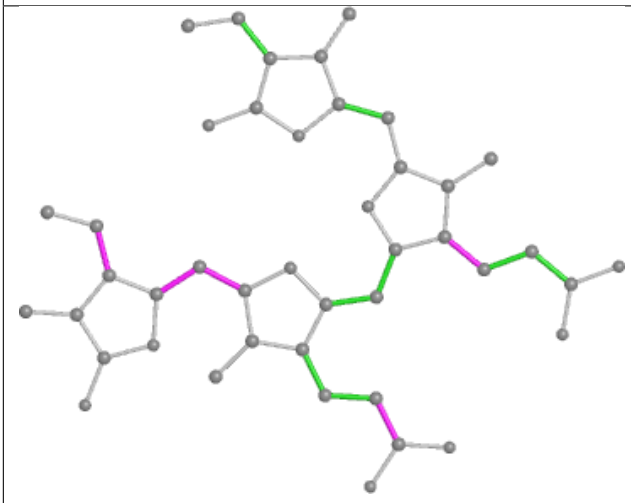

Torsions

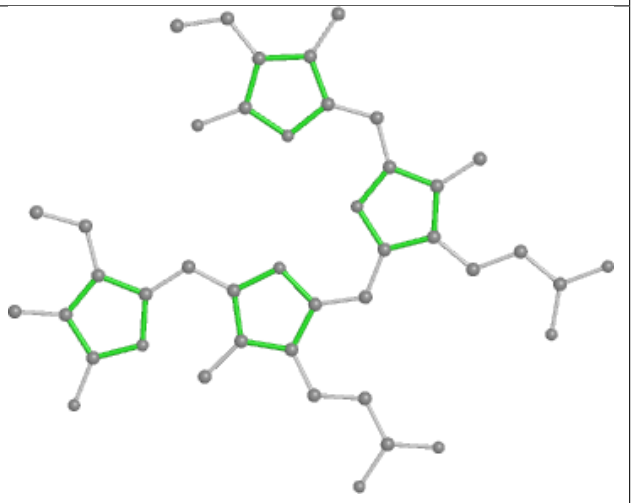

Rings

Ligand PEB bV 201

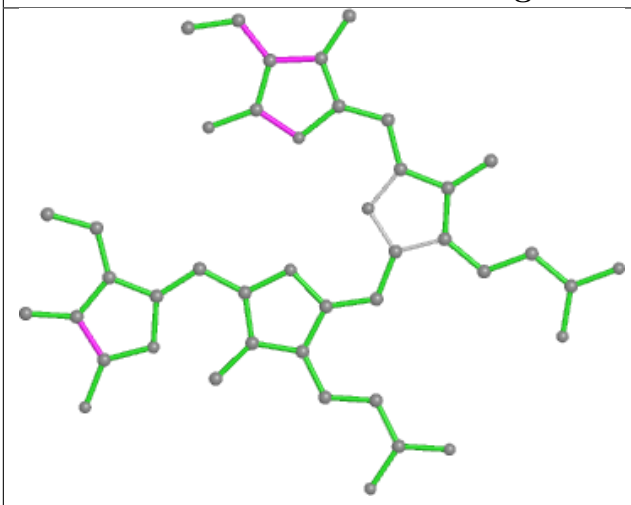

Bond lengths

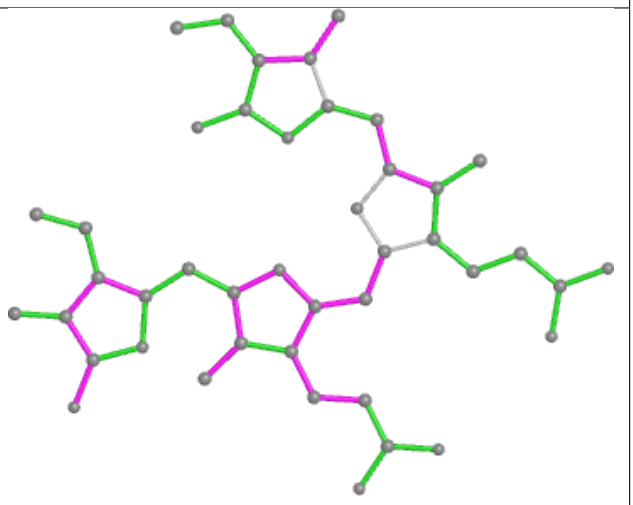

Bond angles

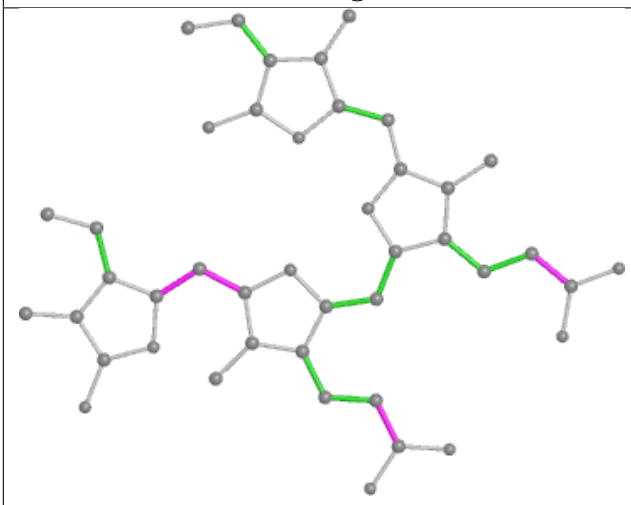

Torsions

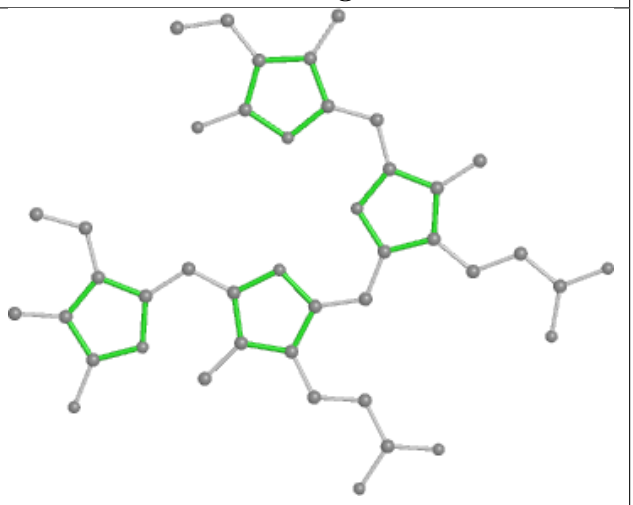

Rings

Ligand PEB aZ 302

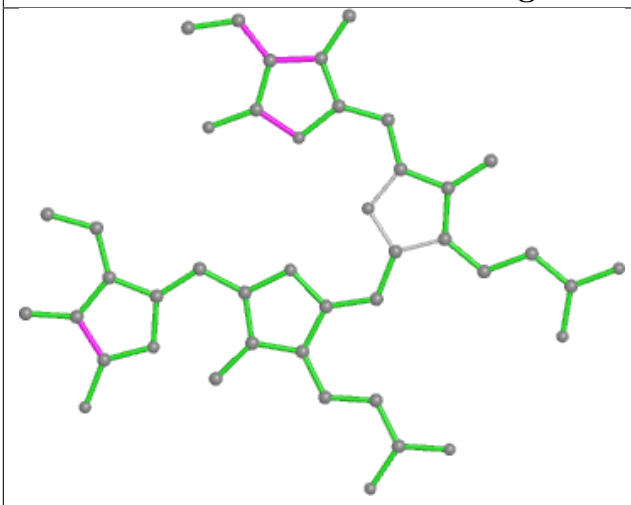

Bond lengths

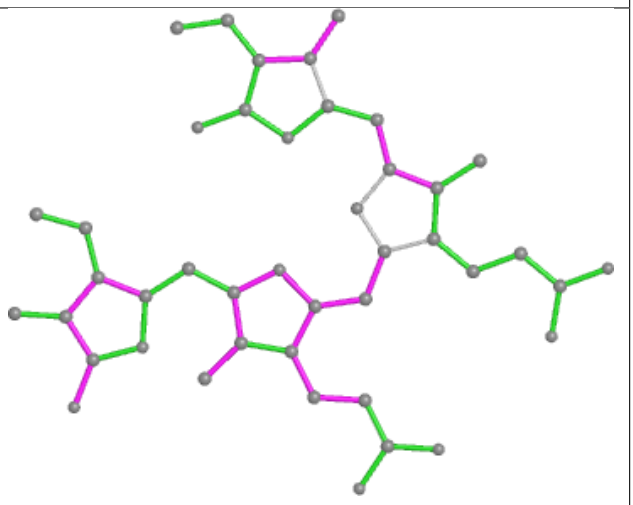

Bond angles

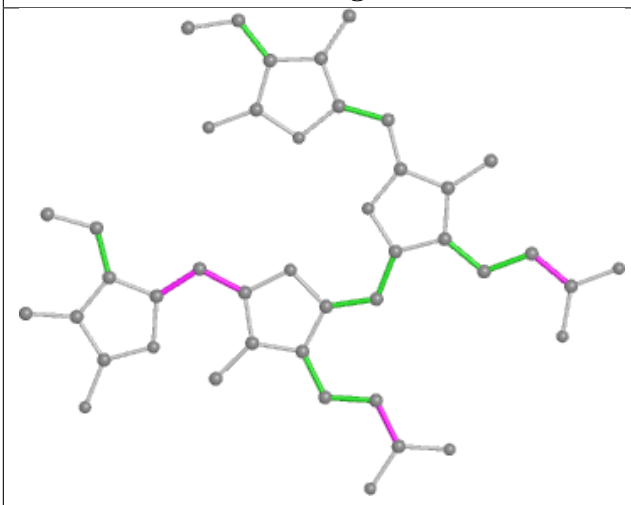

Torsions

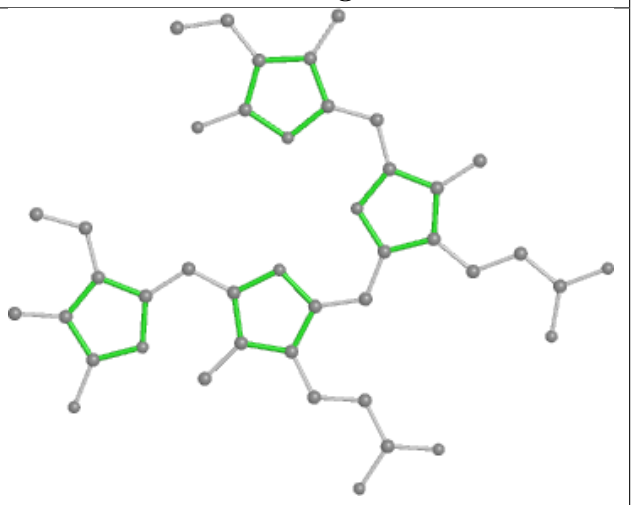

Rings

Ligand PEB dA 202

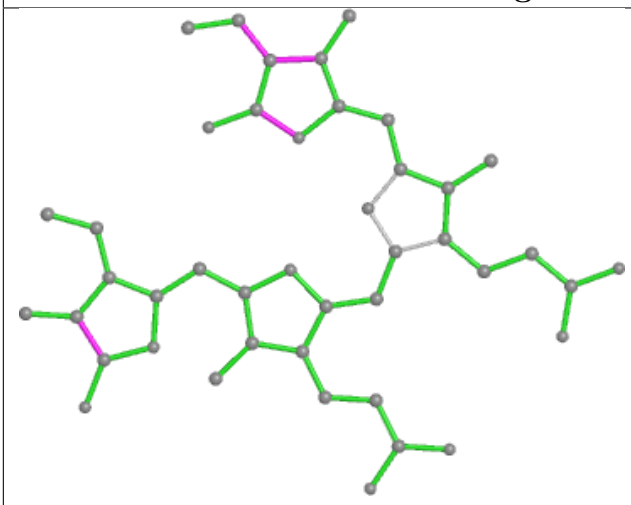

Bond lengths

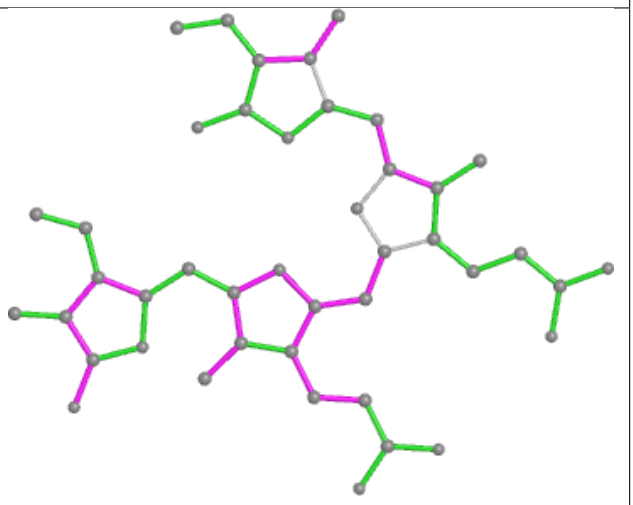

Bond angles

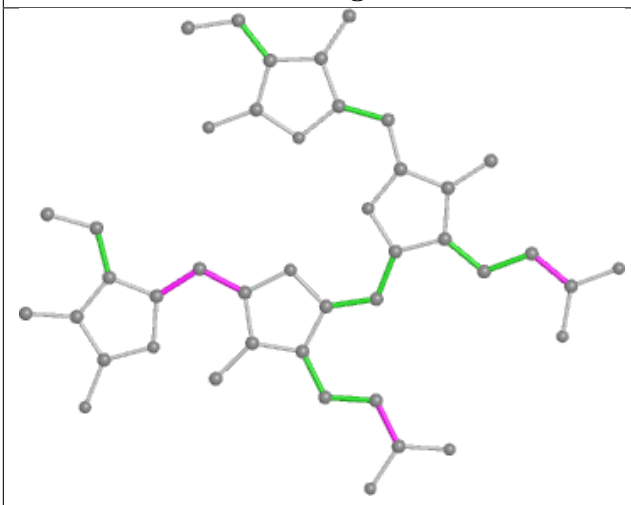

Torsions

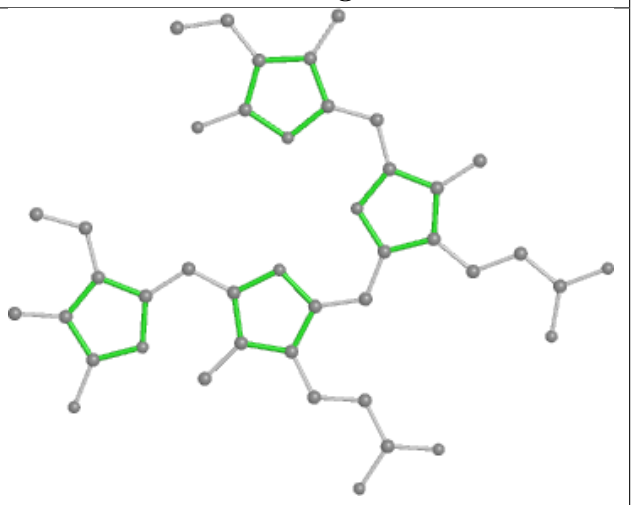

Rings

Ligand PUB ap 203

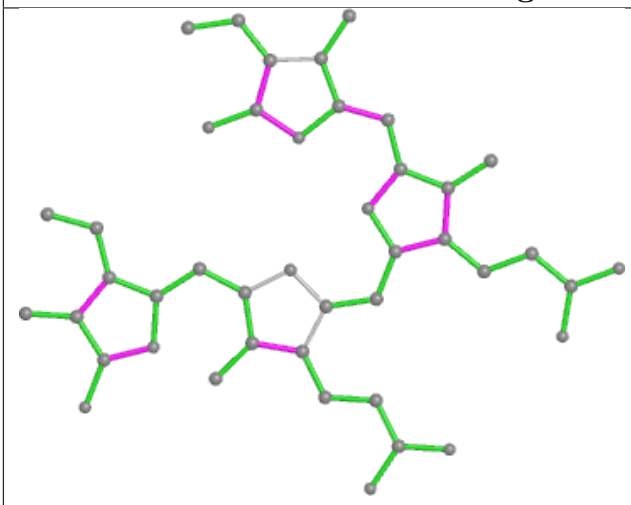

Bond lengths

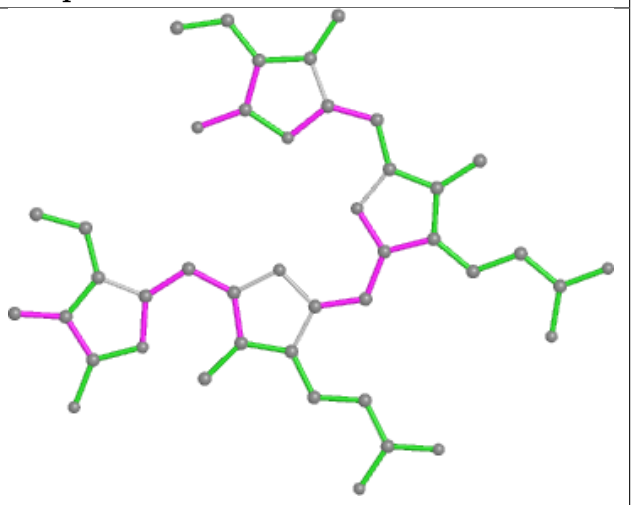

Bond angles

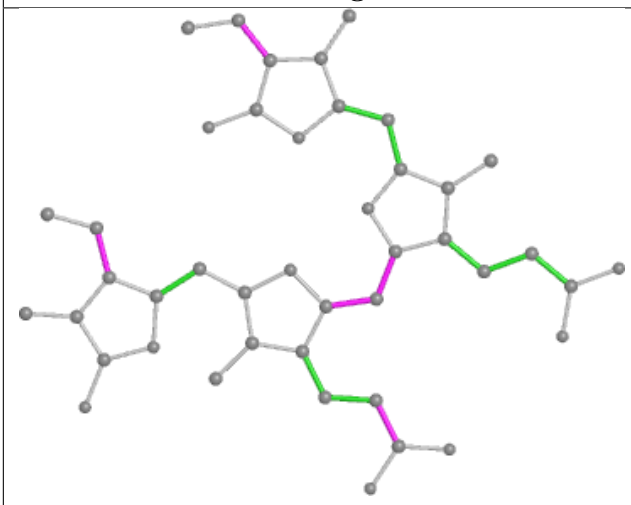

Torsions

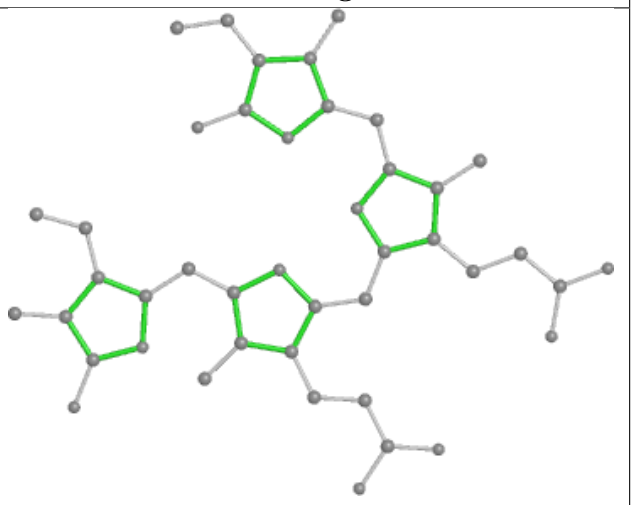

Rings

Ligand PEB dq 202

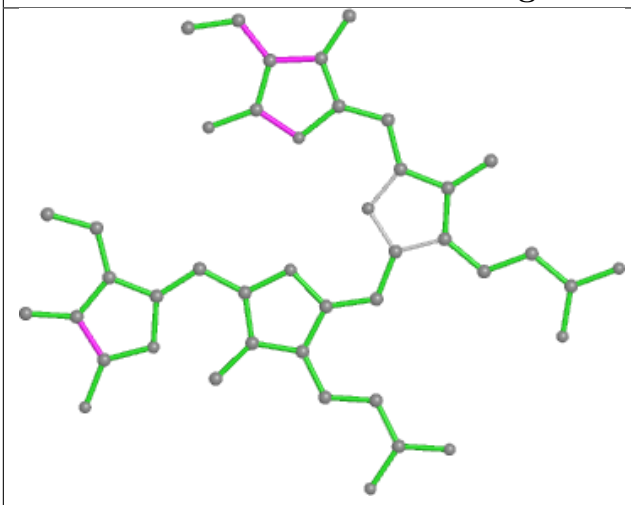

Bond lengths

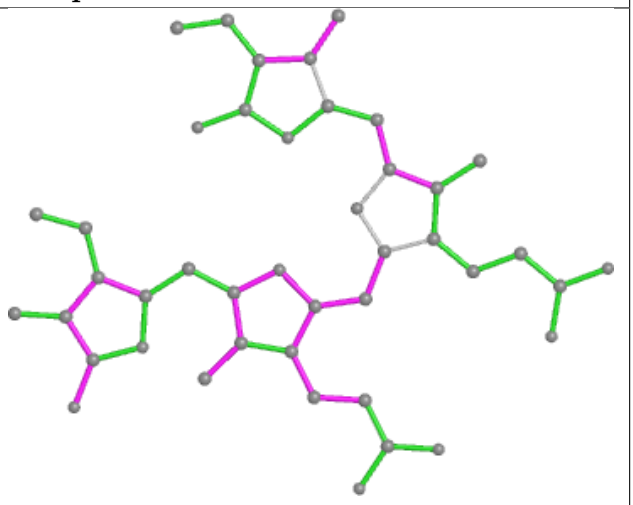

Bond angles

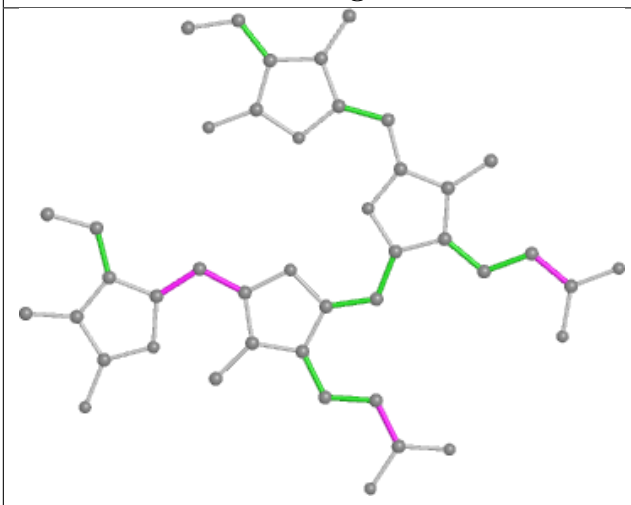

Torsions

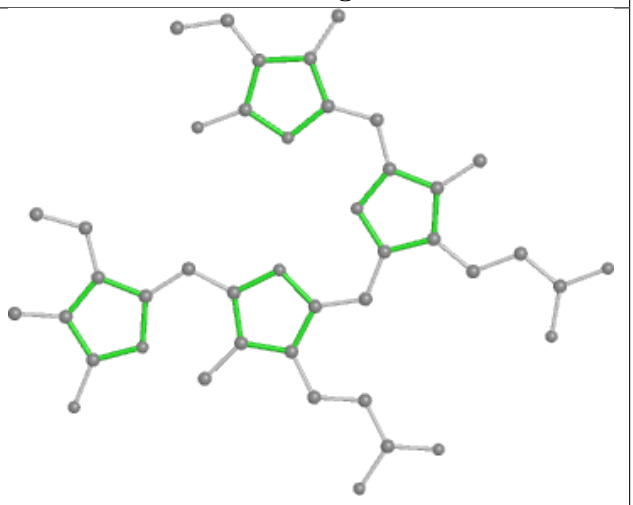

Rings

Ligand PEB h4 201

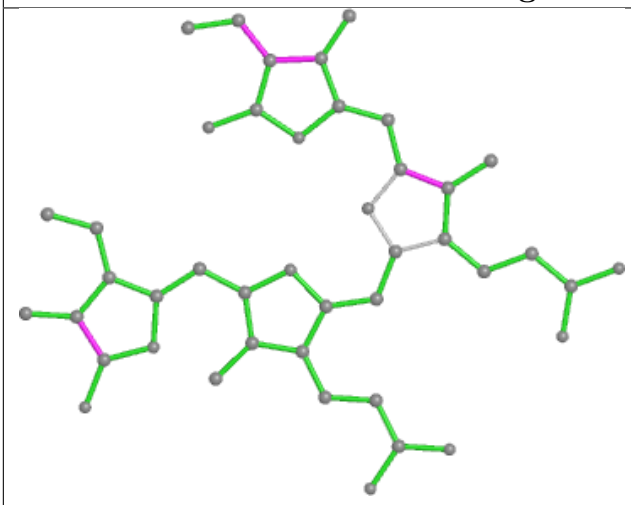

Bond lengths

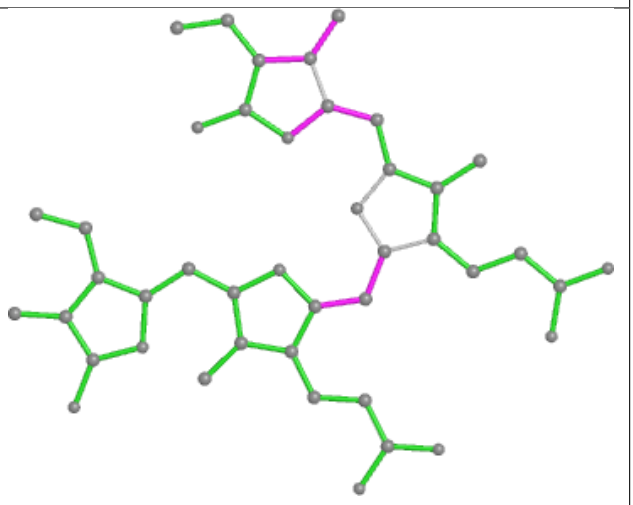

Bond angles

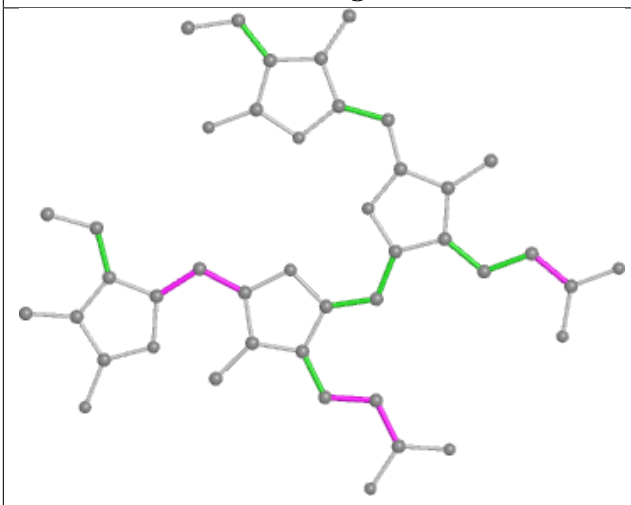

Torsions

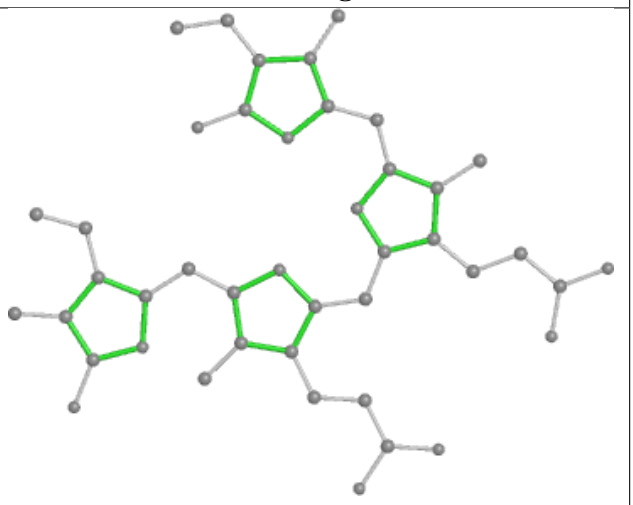

Rings

Ligand PUB gi 203

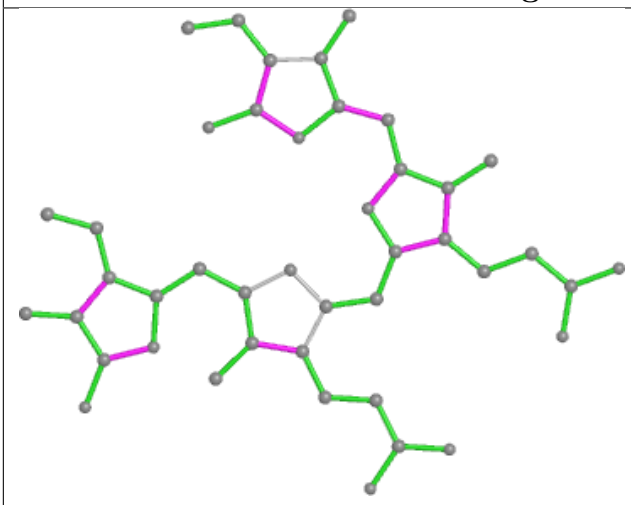

Bond lengths

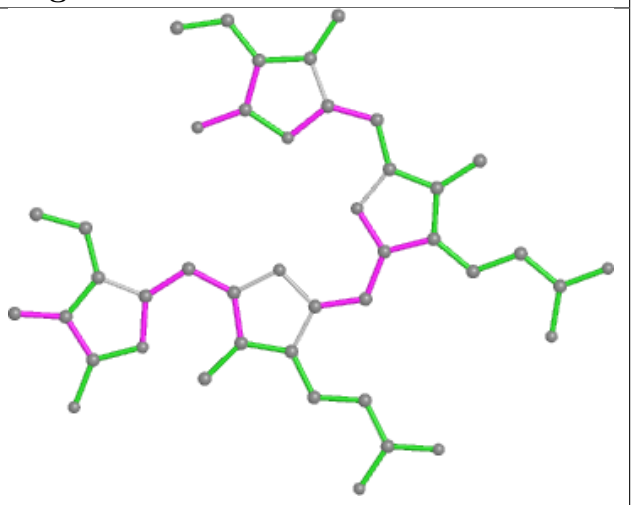

Bond angles

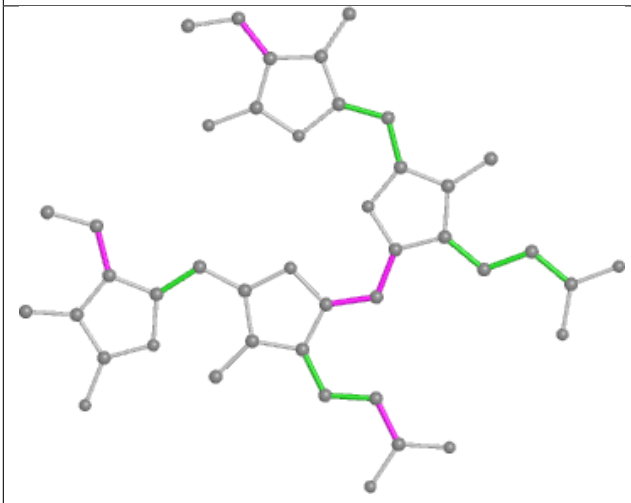

Torsions

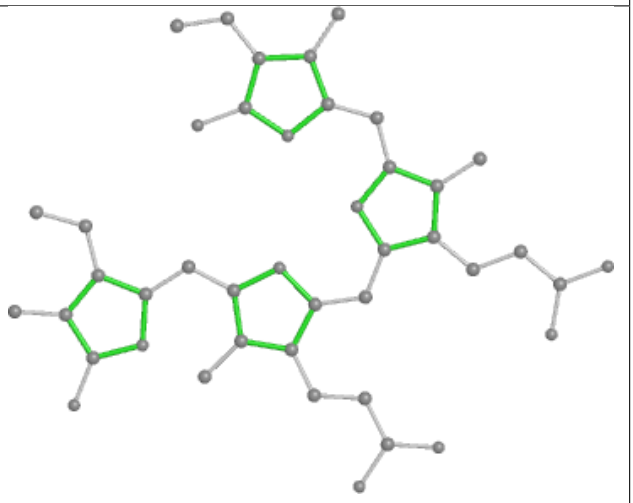

Rings

Ligand PEB bv 202

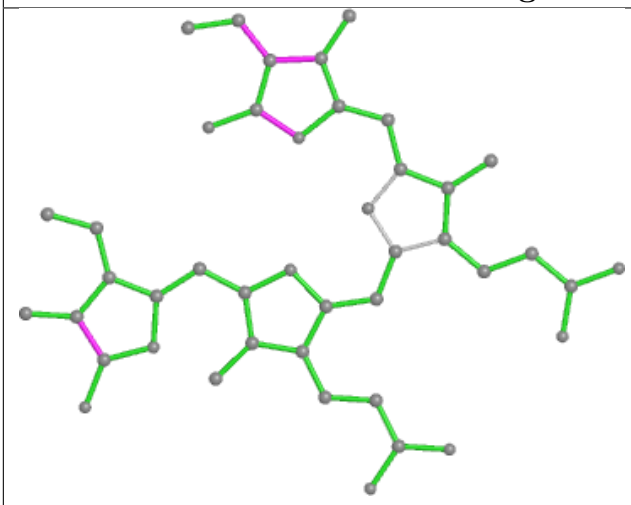

Bond lengths

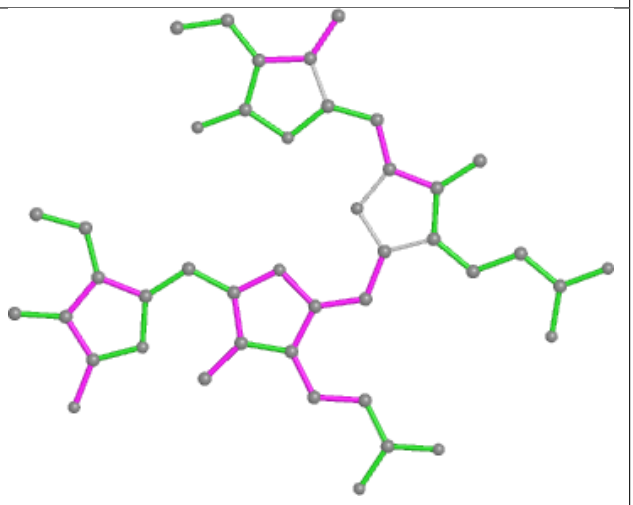

Bond angles

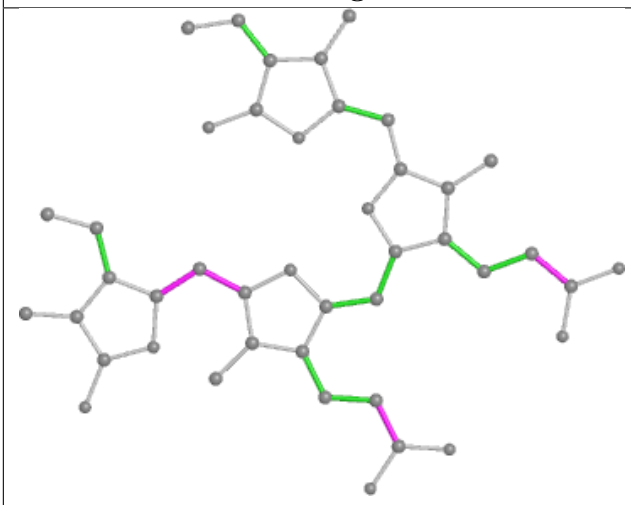

Torsions

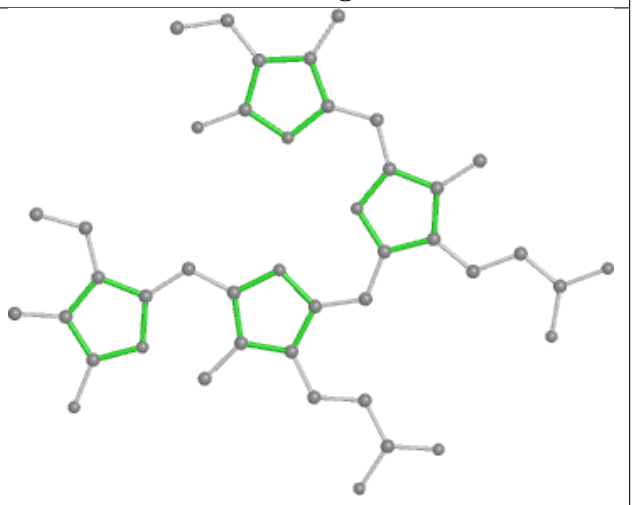

Rings

Ligand PEB bK 1002

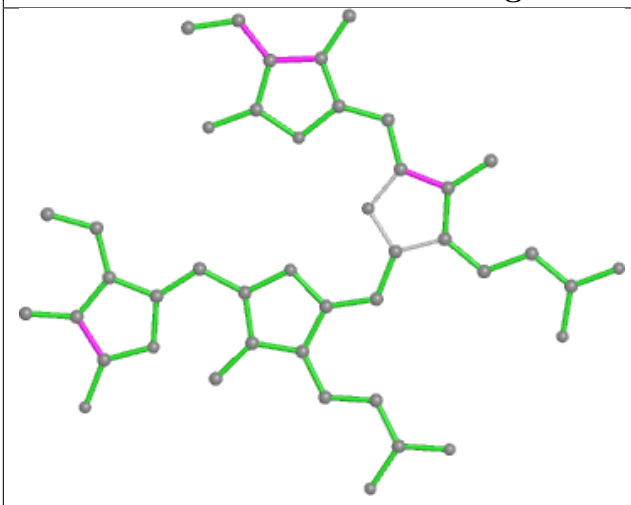

Bond lengths

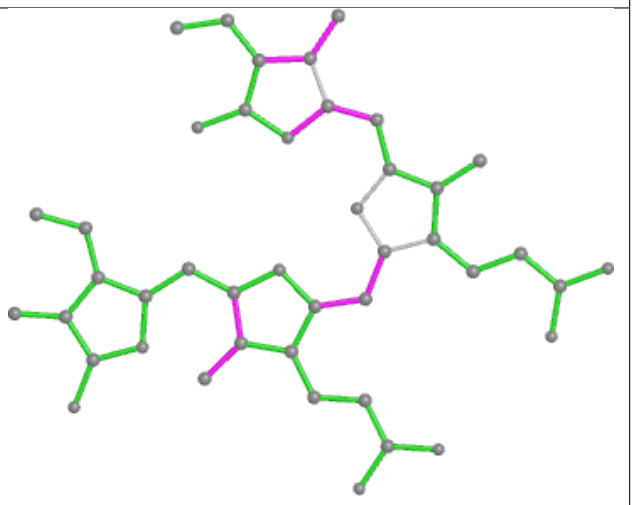

Bond angles

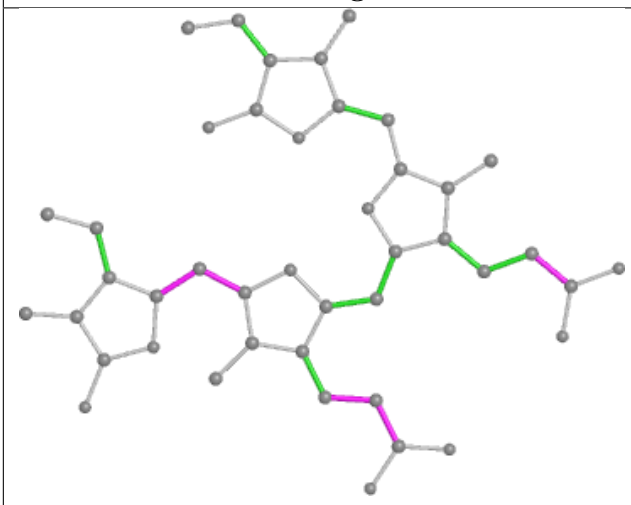

Torsions

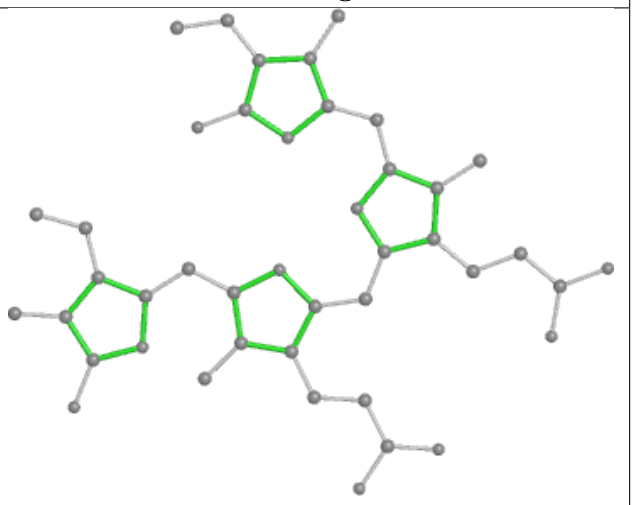

Rings

Ligand PEB bU 202

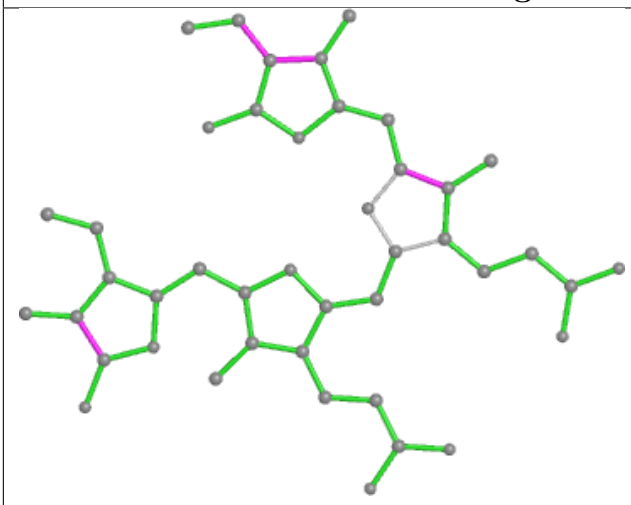

Bond lengths

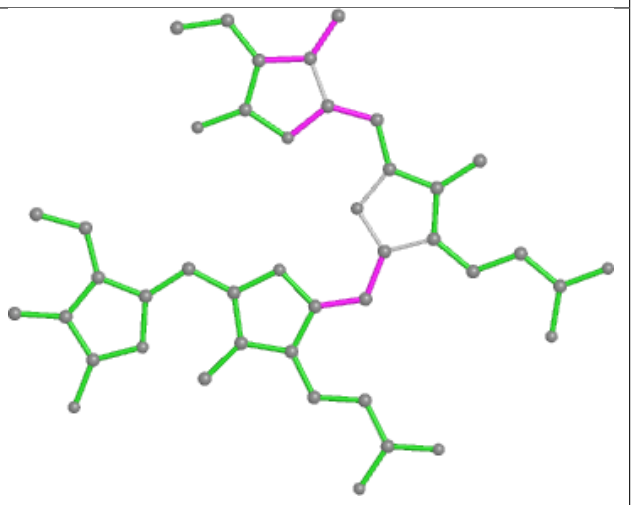

Bond angles

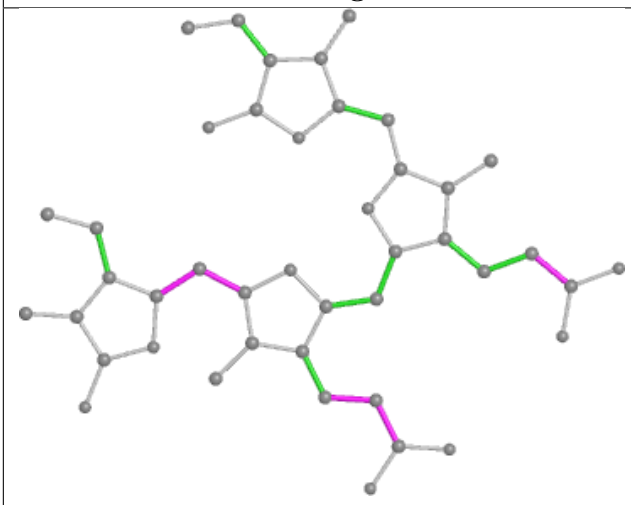

Torsions

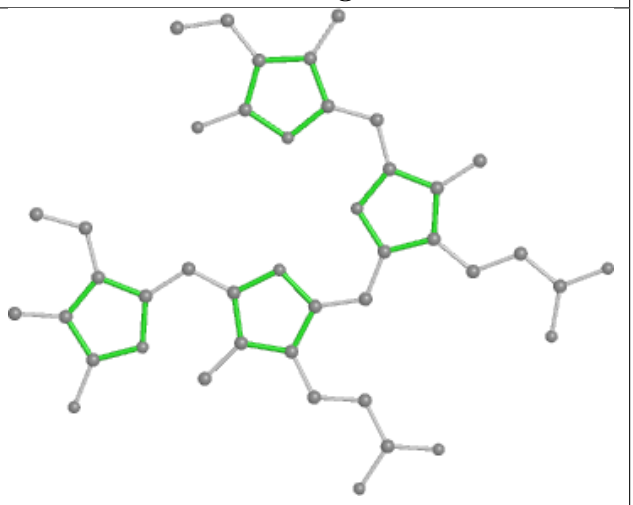

Rings

Ligand PEB dx 401

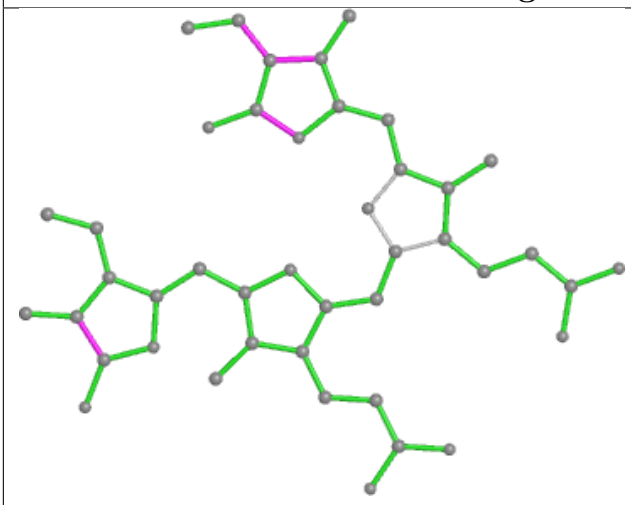

Bond lengths

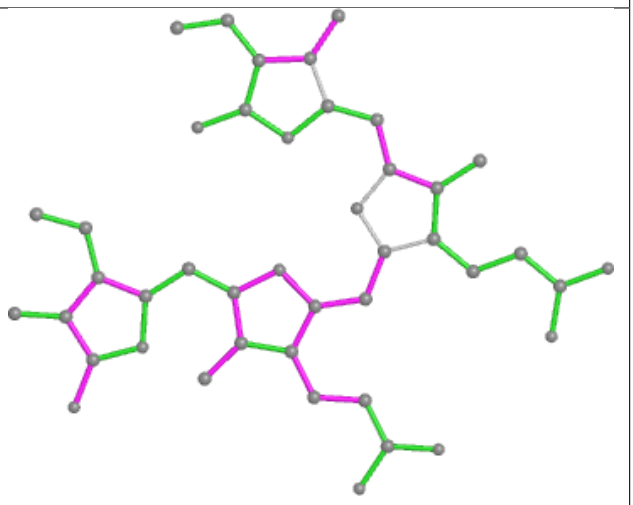

Bond angles

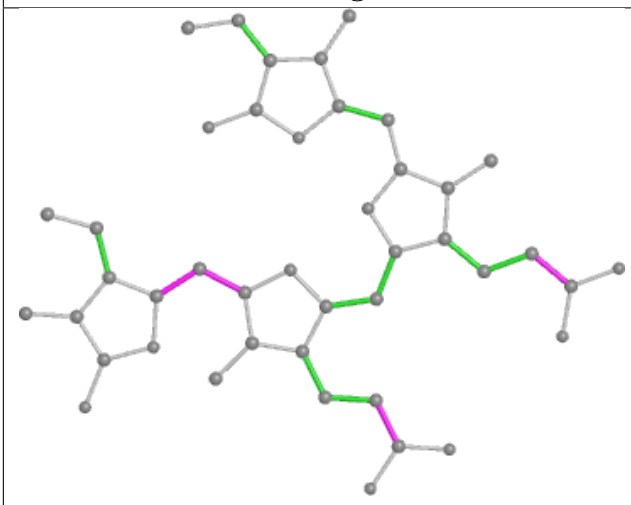

Torsions

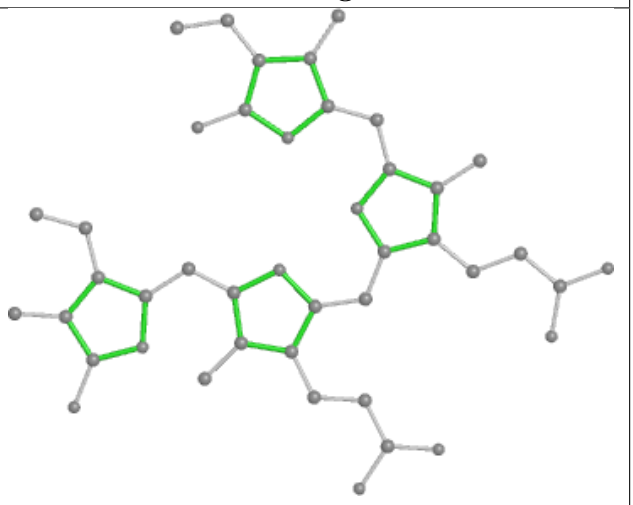

Rings

Ligand PEB eF 201

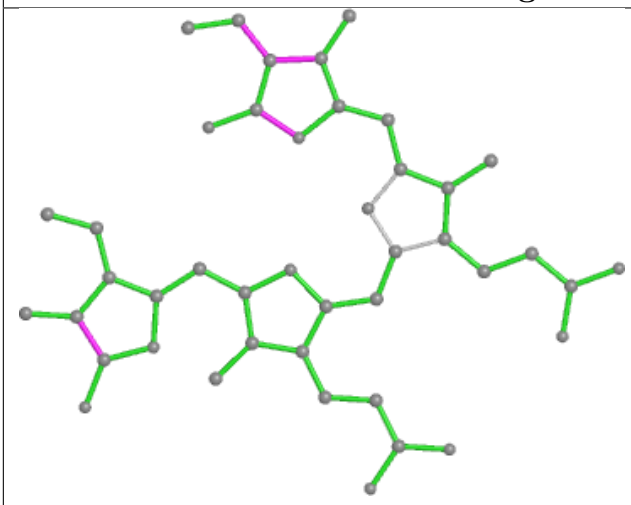

Bond lengths

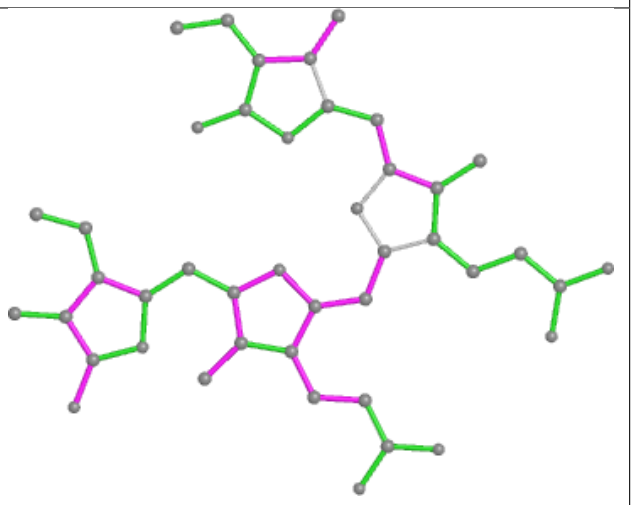

Bond angles

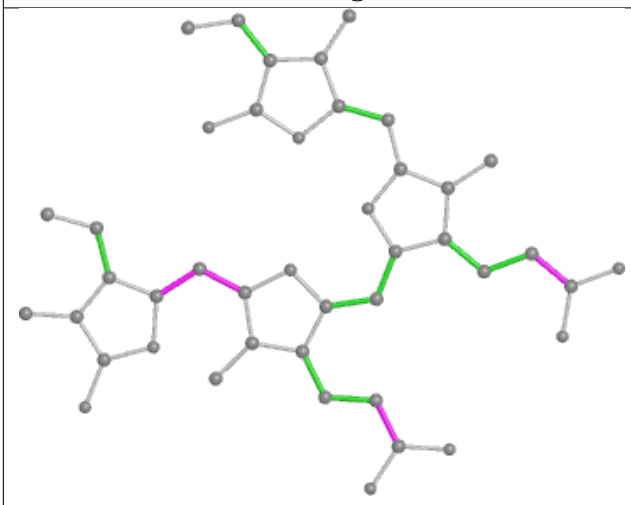

Torsions

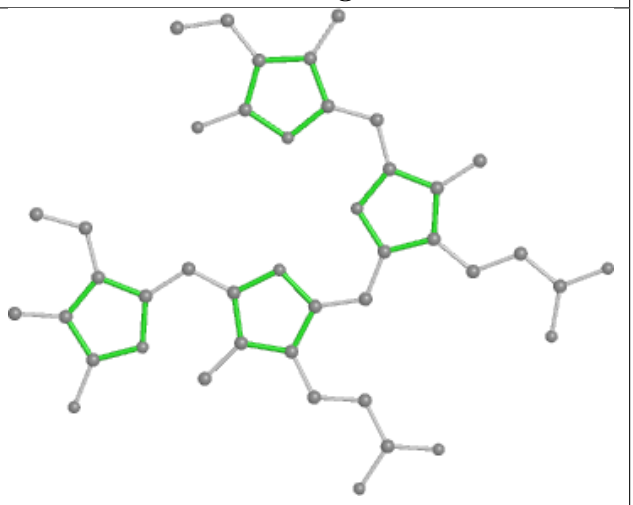

Rings

Ligand PUB az 203

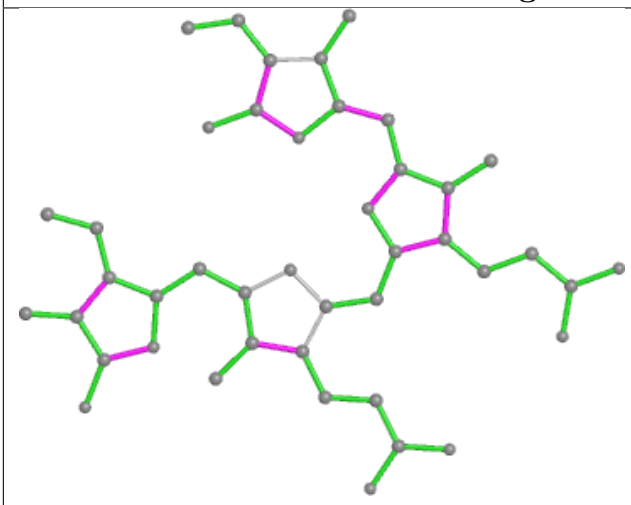

Bond lengths

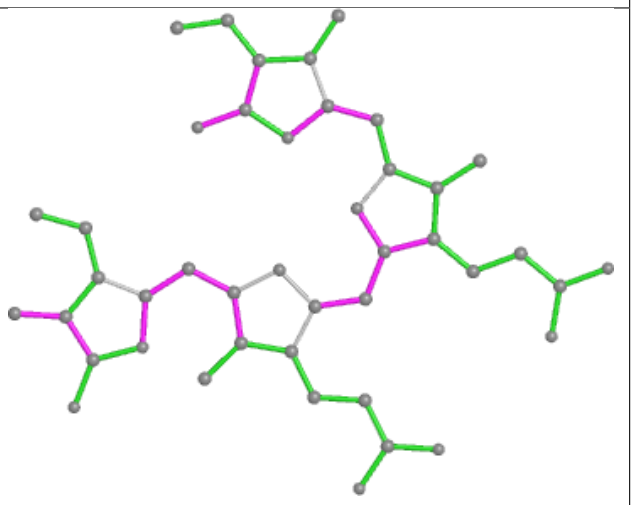

Bond angles

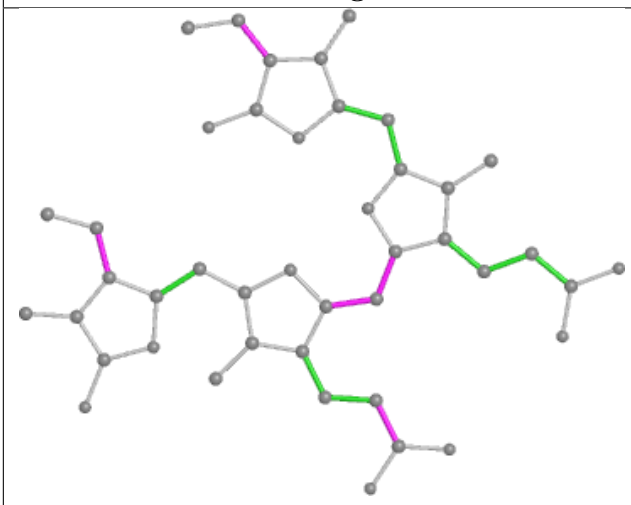

Torsions

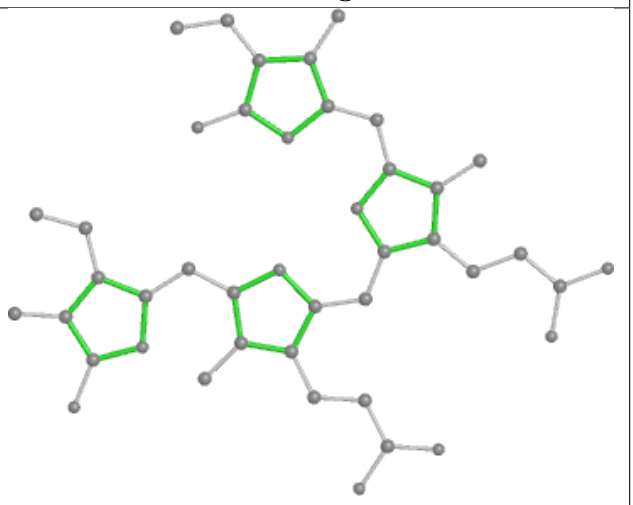

Rings

Ligand PEB bg 201

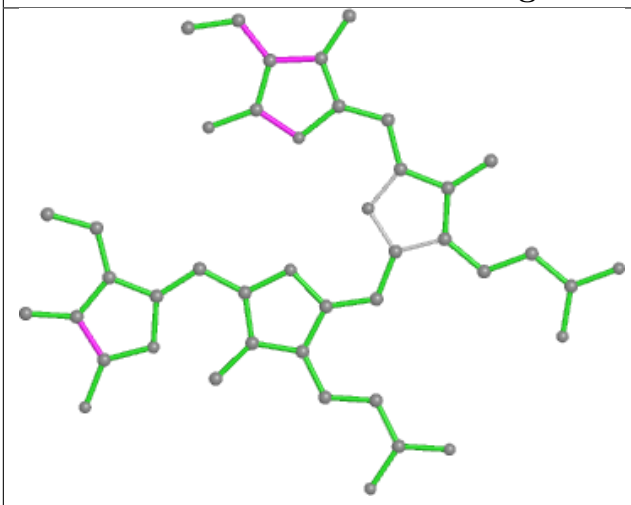

Bond lengths

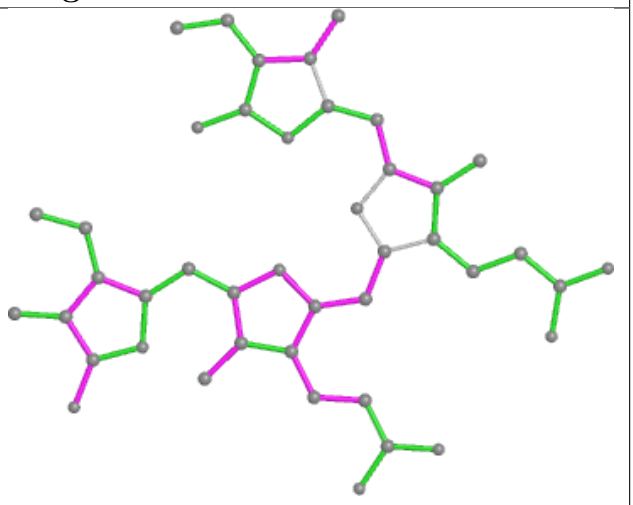

Bond angles

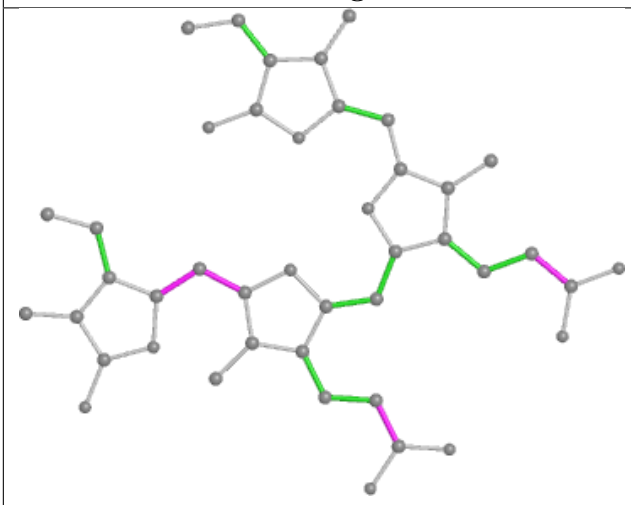

Torsions

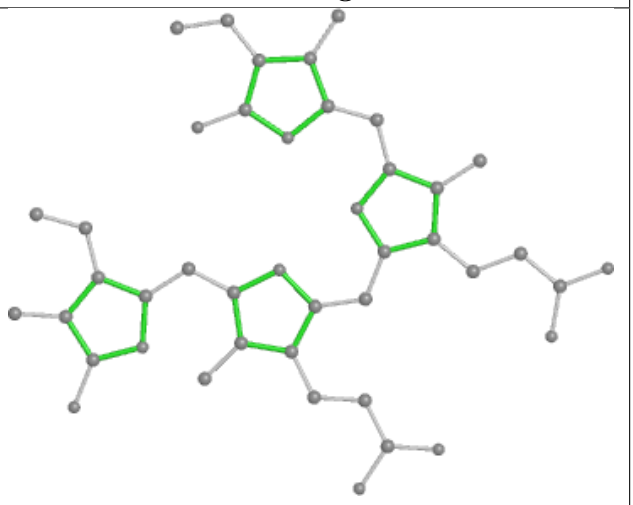

Rings

Ligand PEB U8 1003

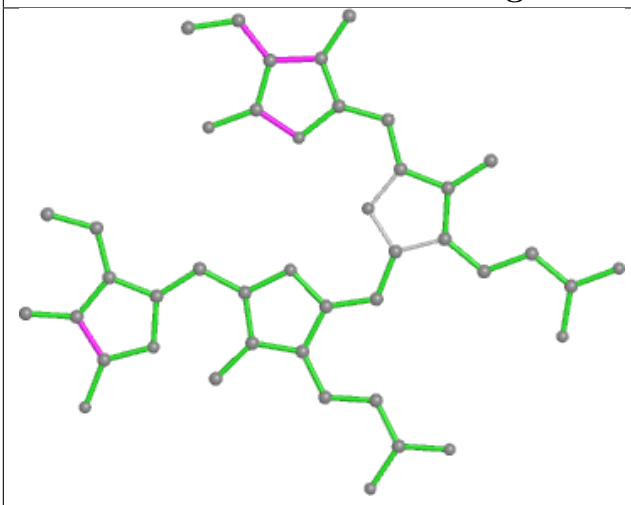

Bond lengths

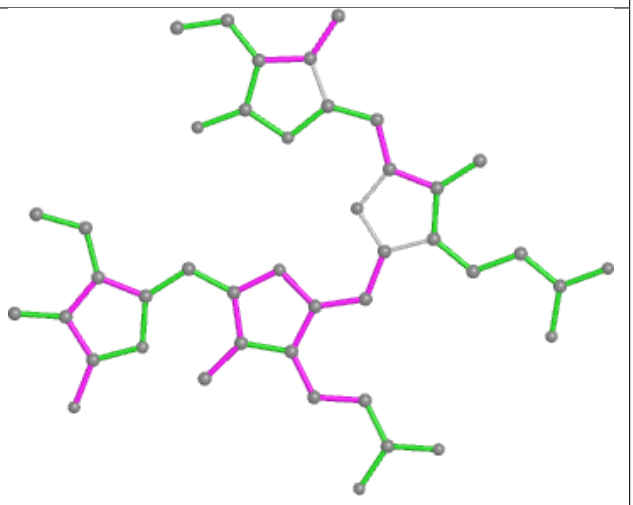

Bond angles

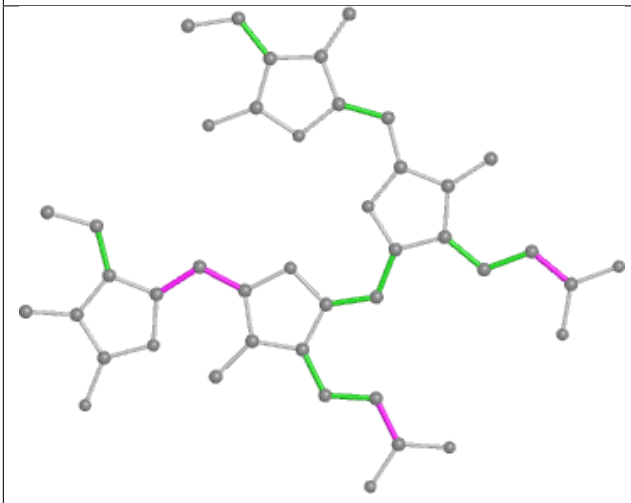

Torsions

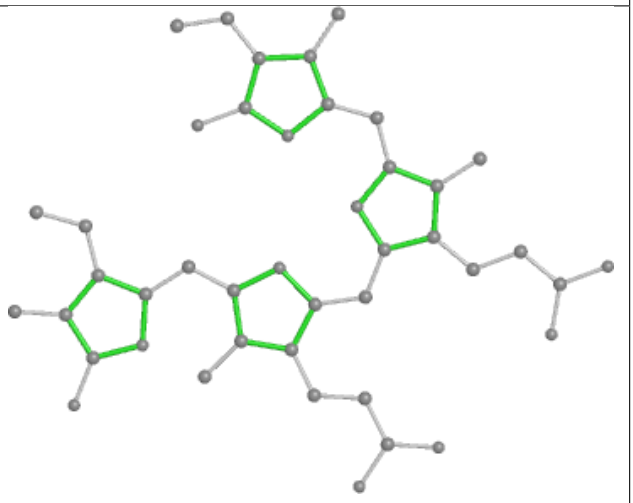

Rings

Ligand PUB P9 203

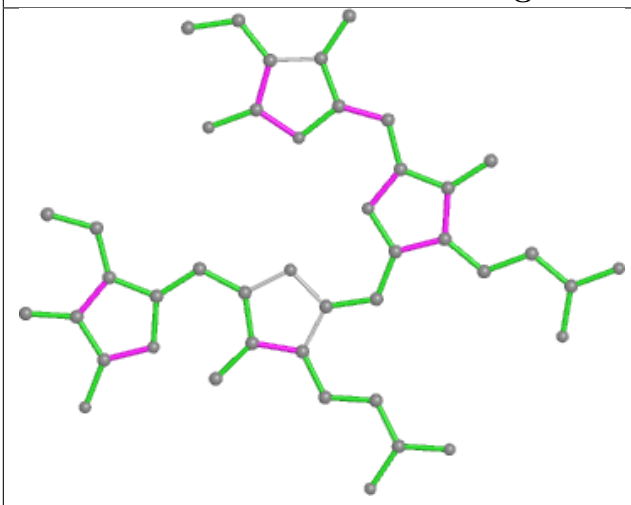

Bond lengths

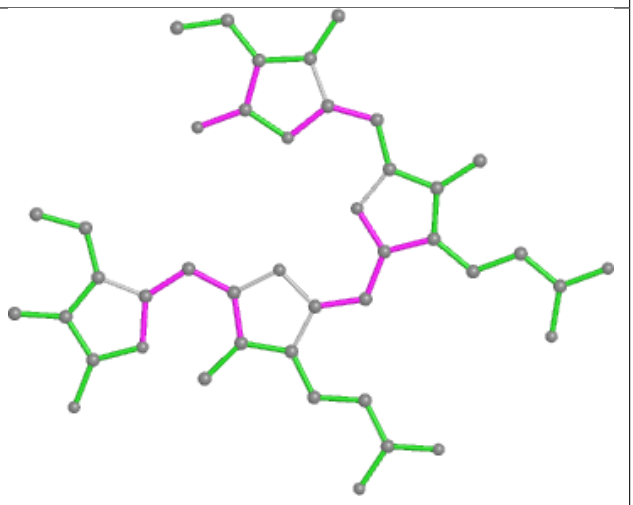

Bond angles

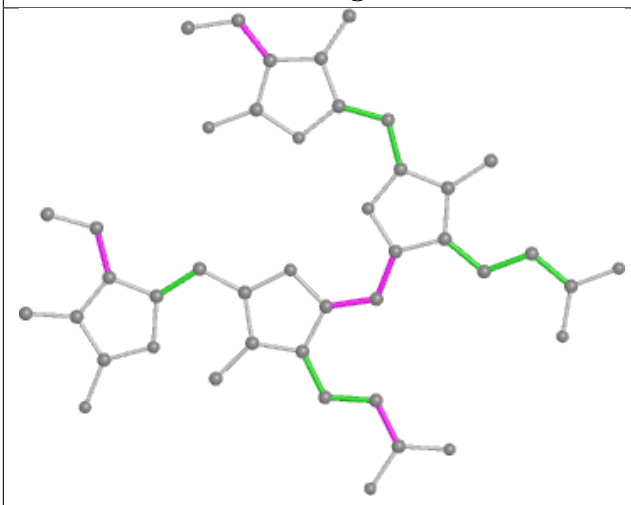

Torsions

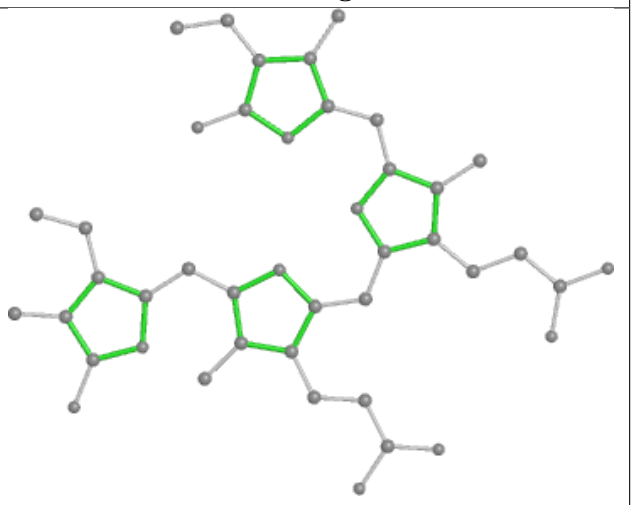

Rings

Ligand PEB eW 202

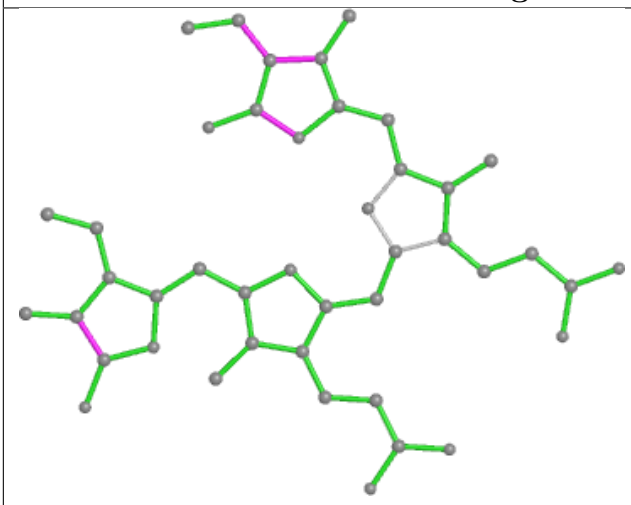

Bond lengths

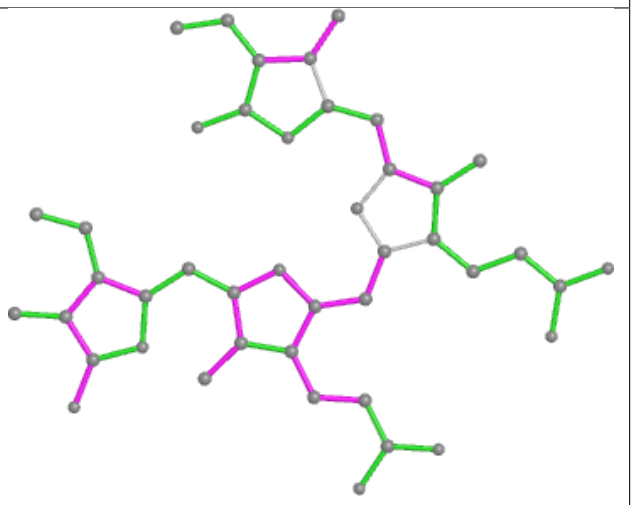

Bond angles

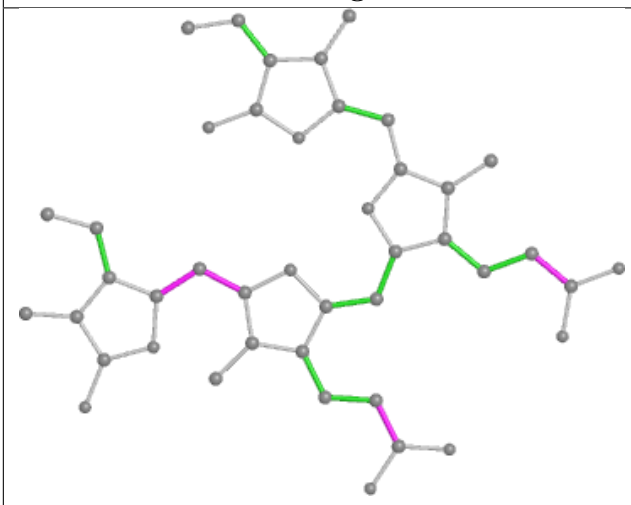

Torsions

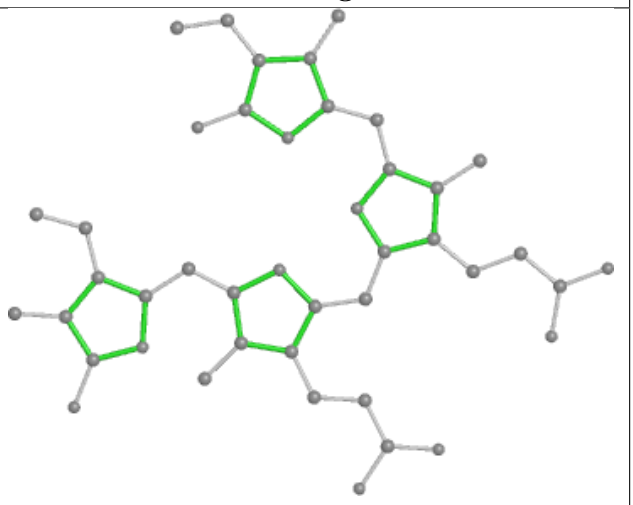

Rings

Ligand PEB bF 202

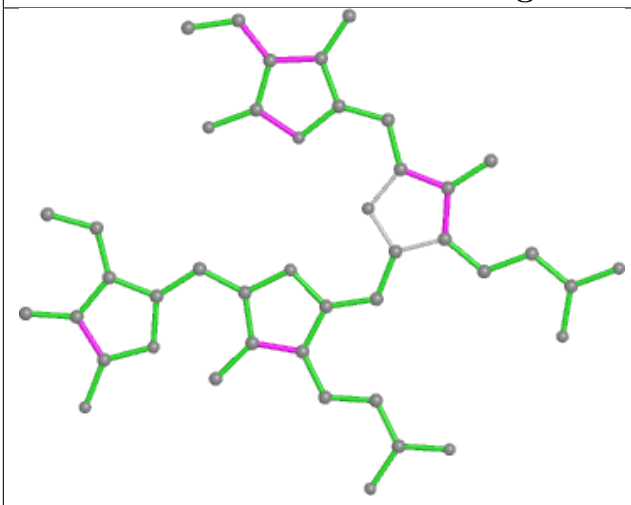

Bond lengths

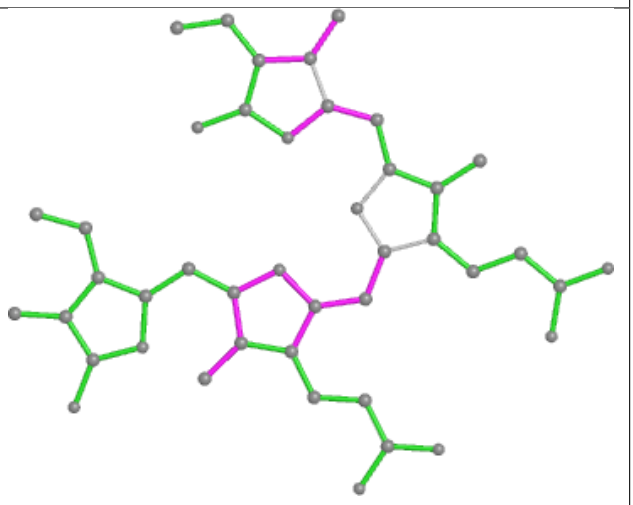

Bond angles

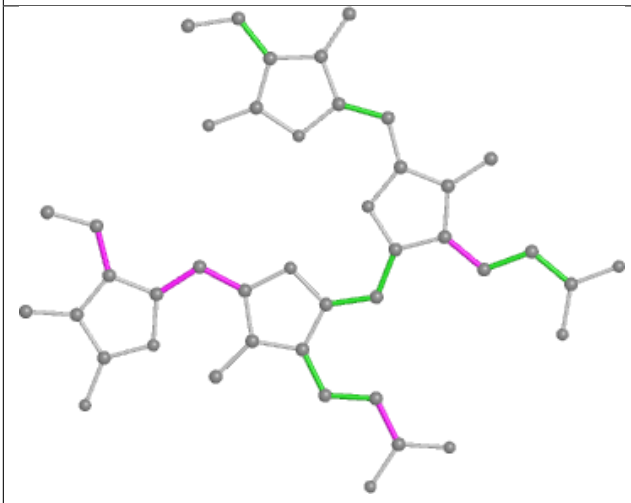

Torsions

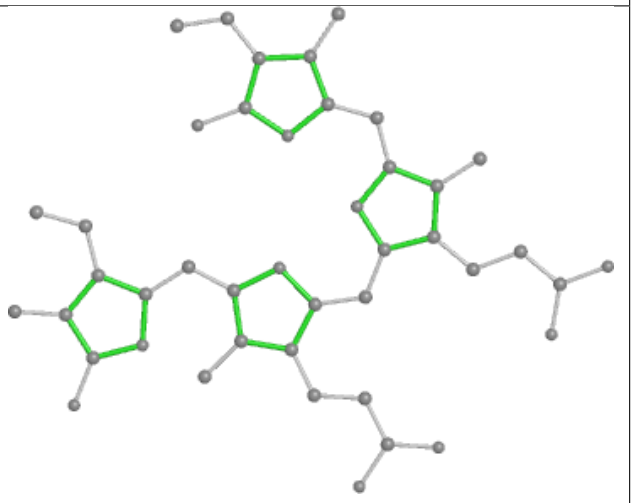

Rings

Ligand PEB l4 201

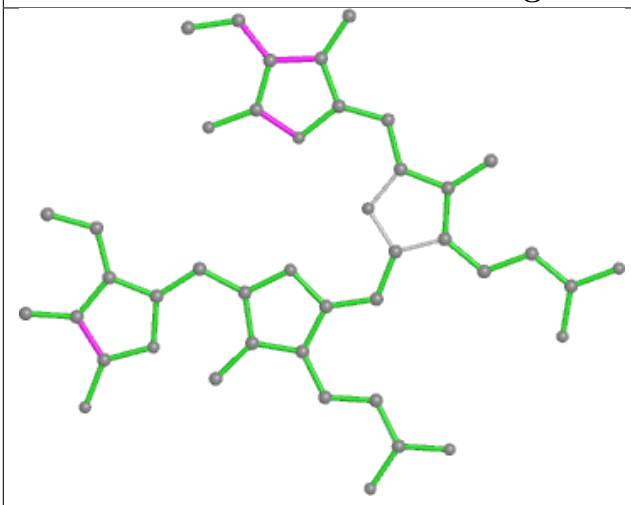

Bond lengths

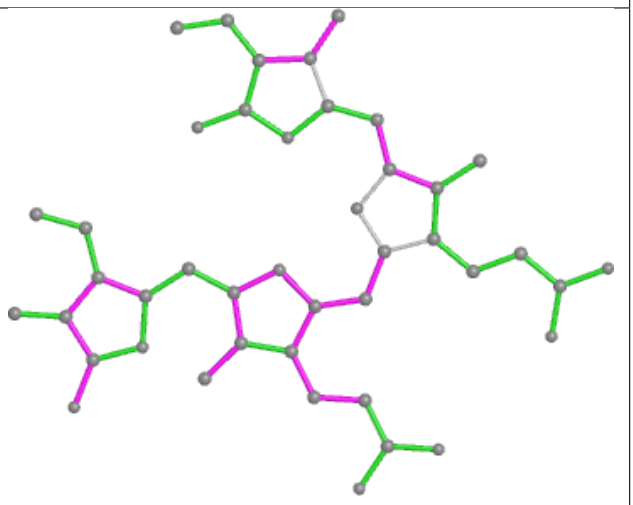

Bond angles

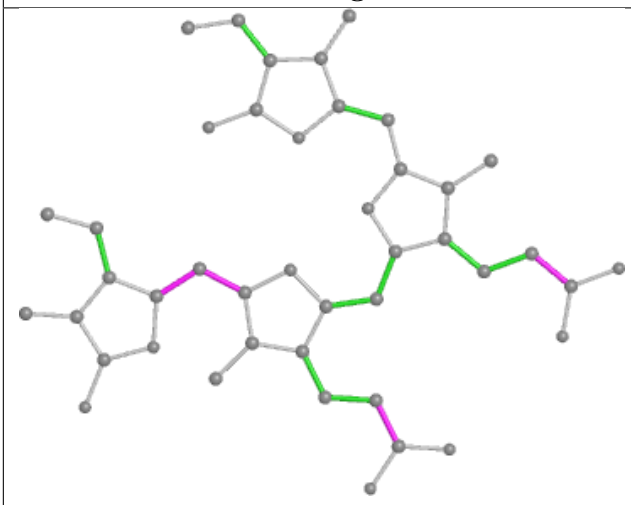

Torsions

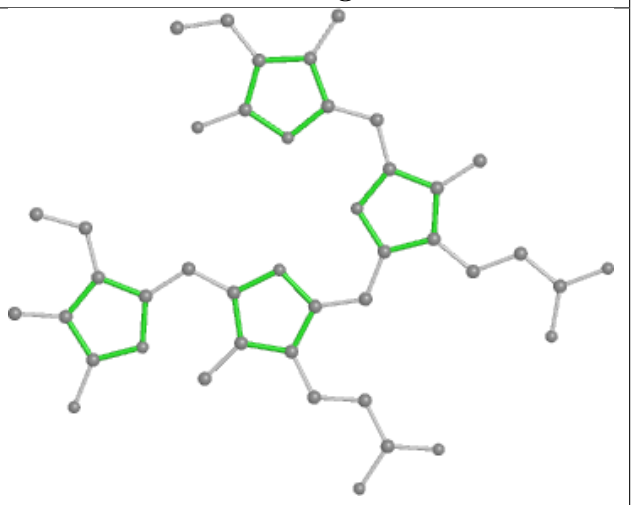

Rings

Ligand PUB lr 203

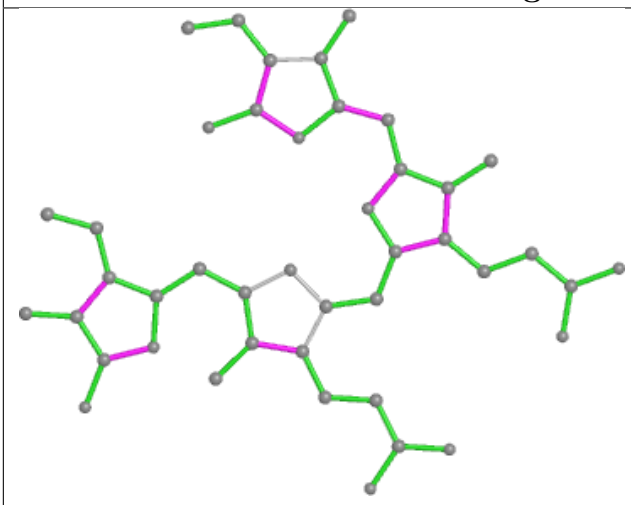

Bond lengths

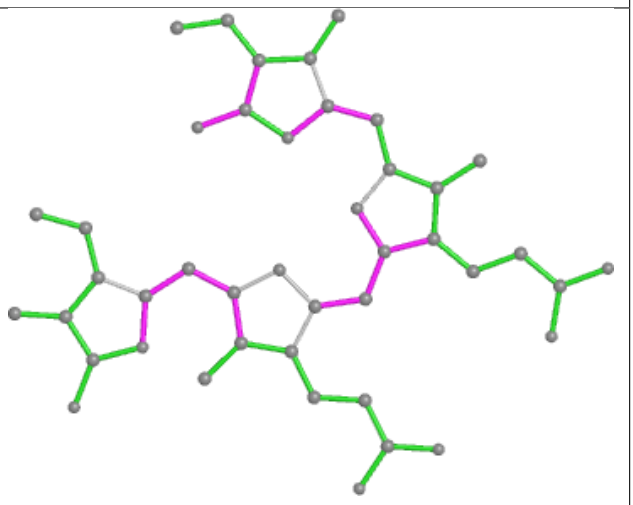

Bond angles

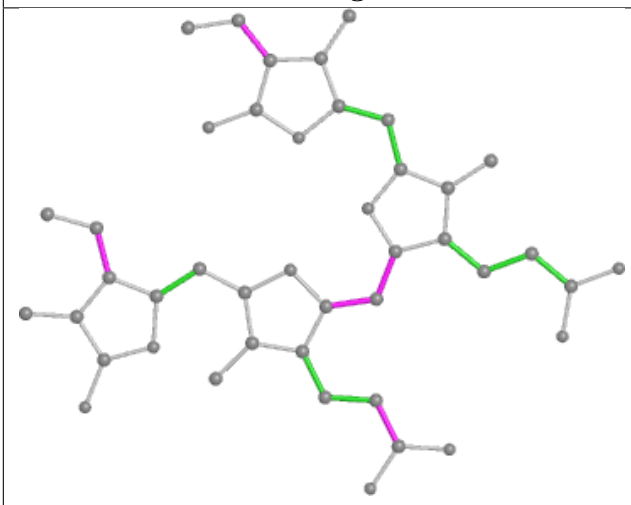

Torsions

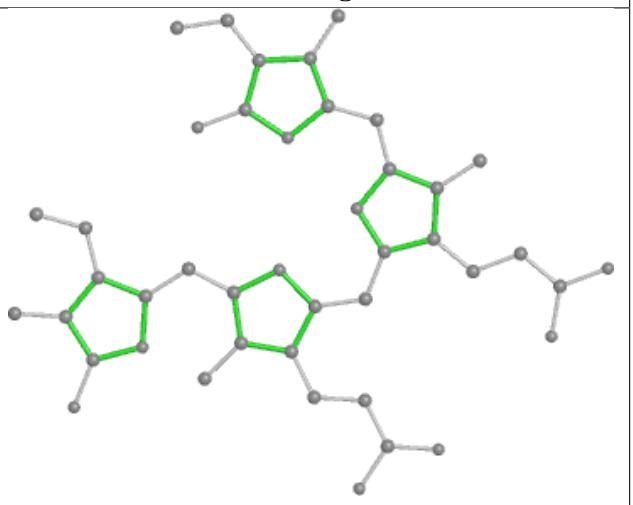

Rings

Ligand PUB D2 304

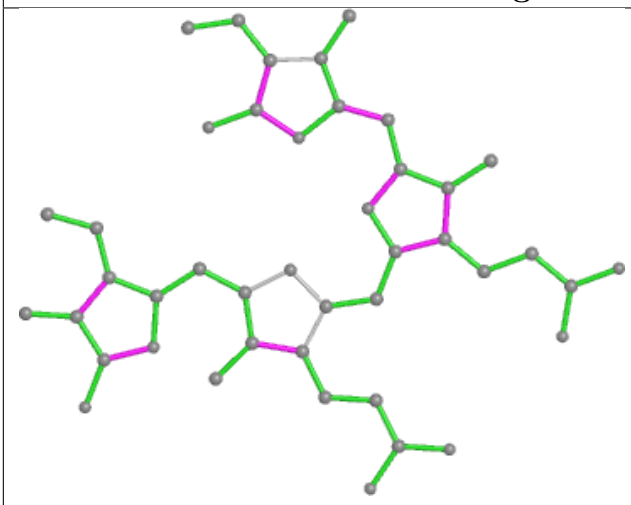

Bond lengths

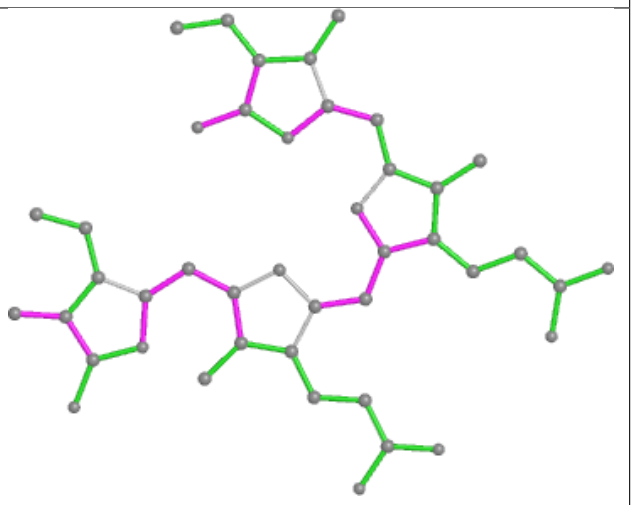

Bond angles

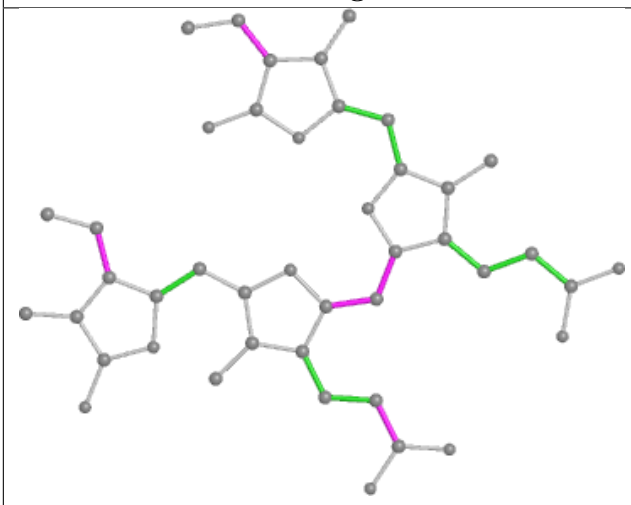

Torsions

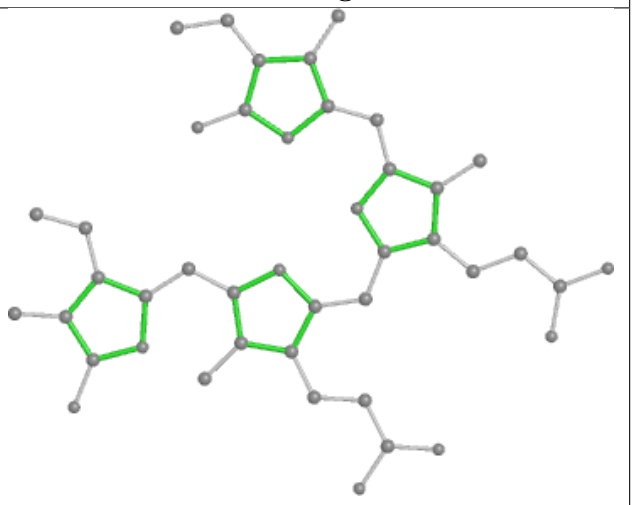

Rings

Ligand PEB dQ 202

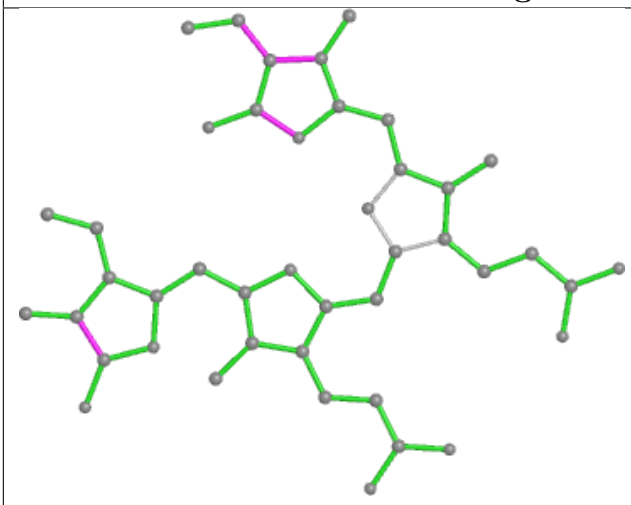

Bond lengths

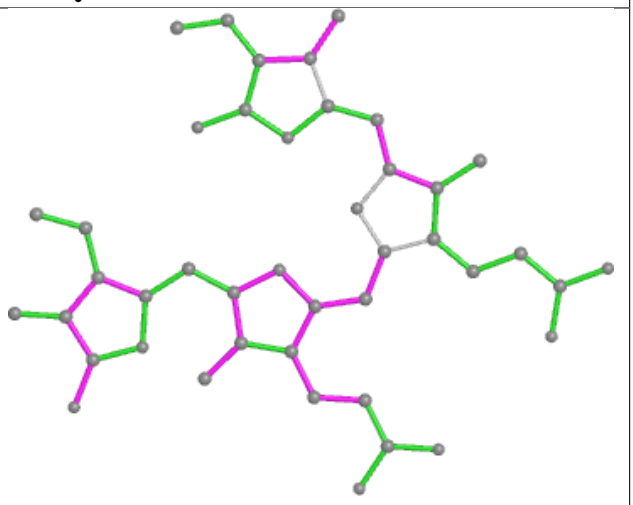

Bond angles

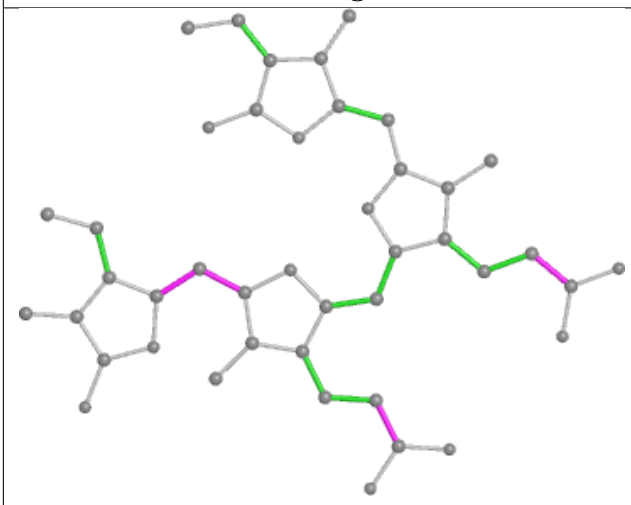

Torsions

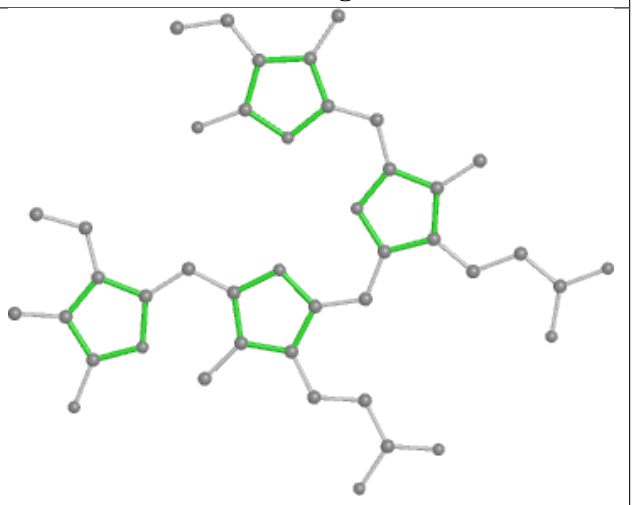

Rings

Ligand PEB e7 201

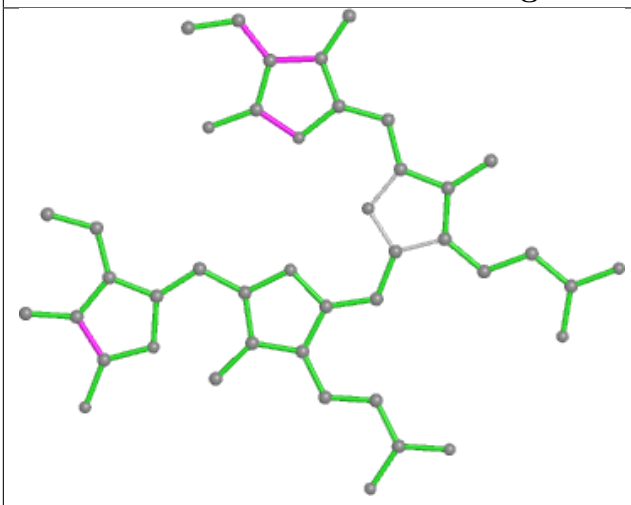

Bond lengths

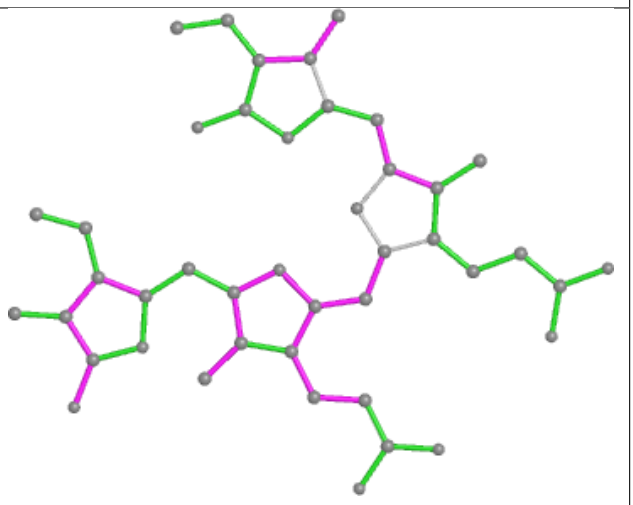

Bond angles

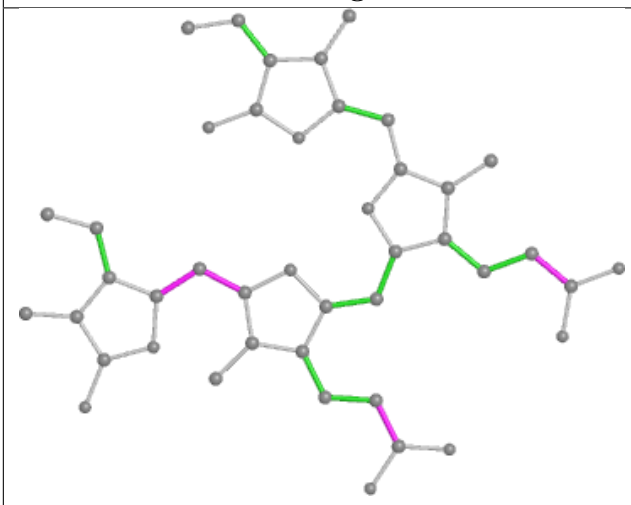

Torsions

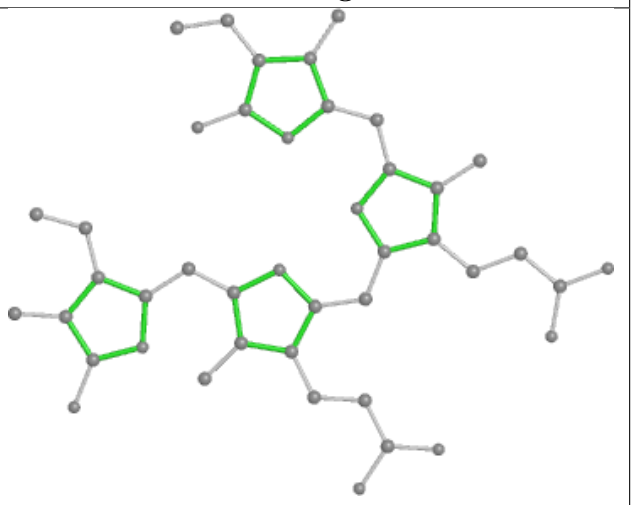

Rings

Ligand PEB Y7 1001

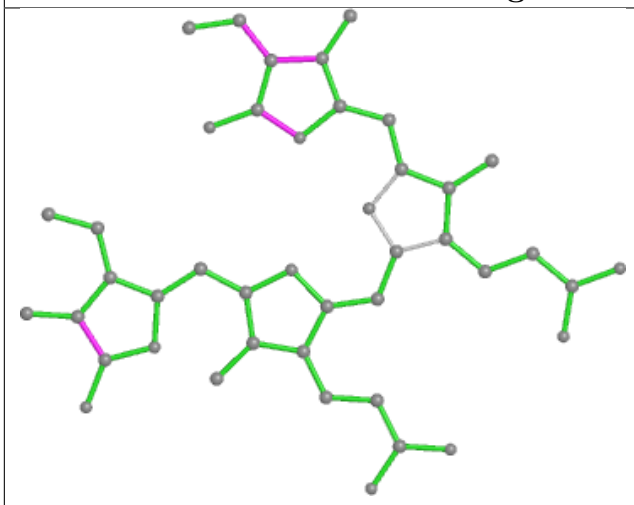

Bond lengths

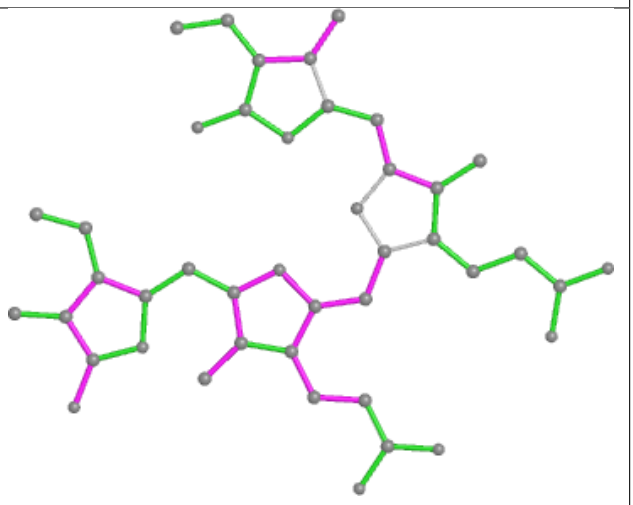

Bond angles

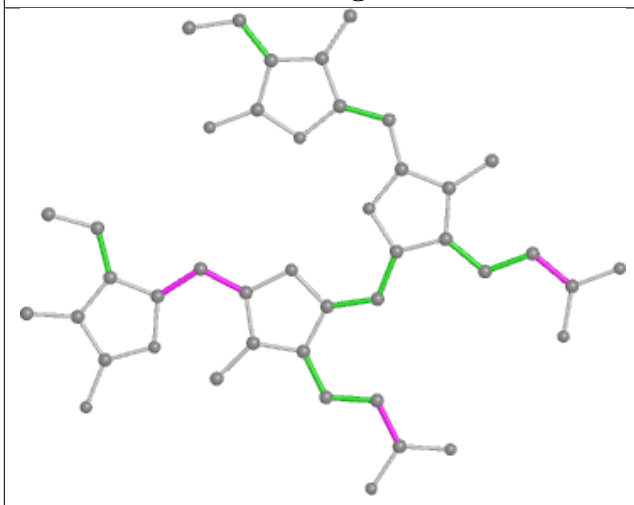

Torsions

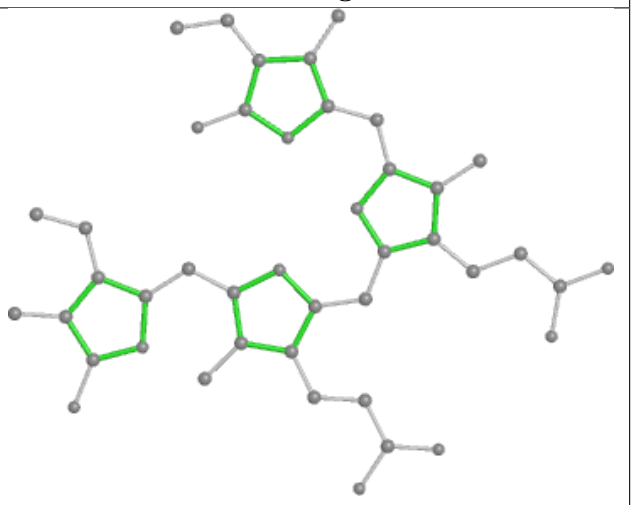

Rings

Ligand PEB du 201

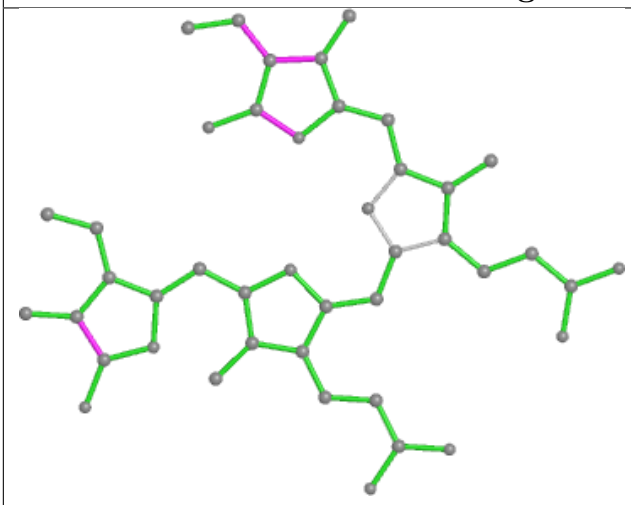

Bond lengths

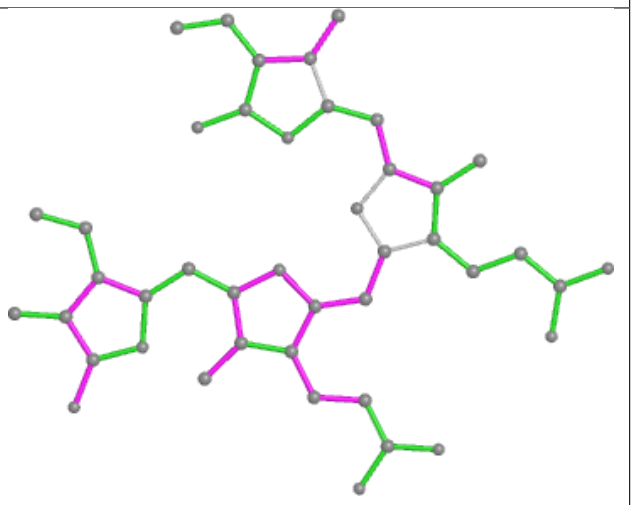

Bond angles

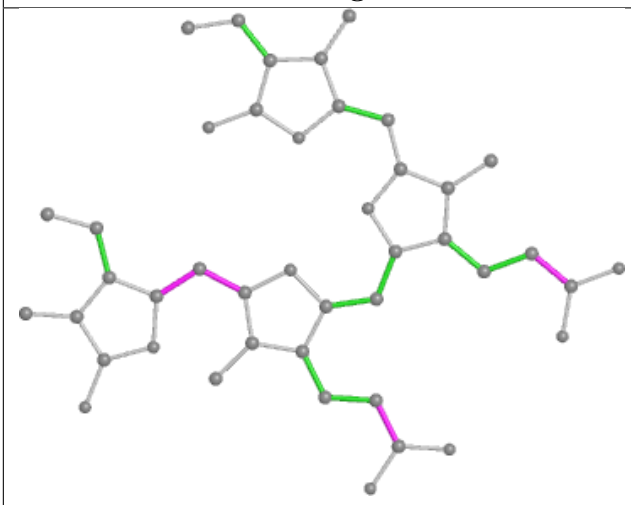

Torsions

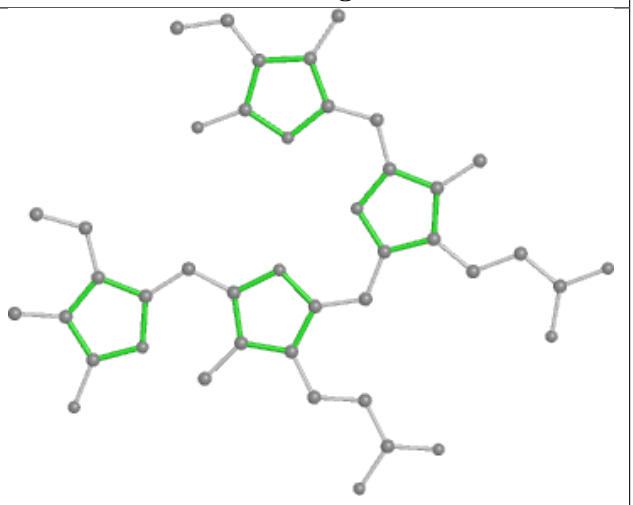

Rings

Ligand PEB d9 302

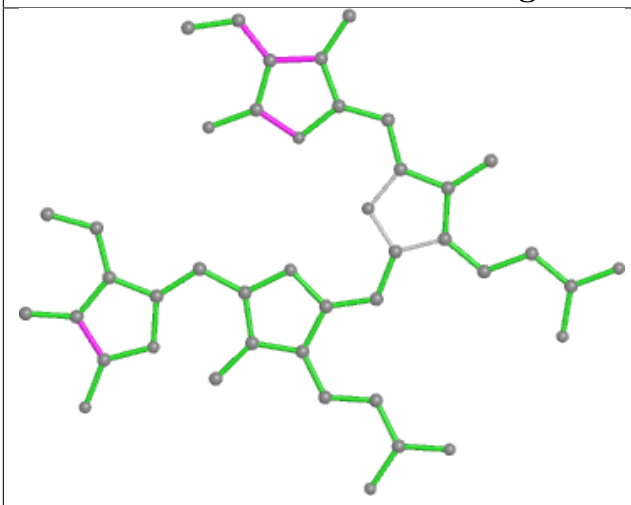

Bond lengths

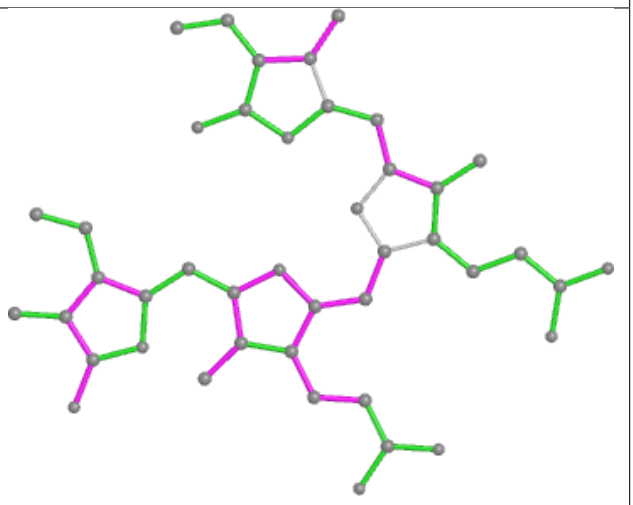

Bond angles

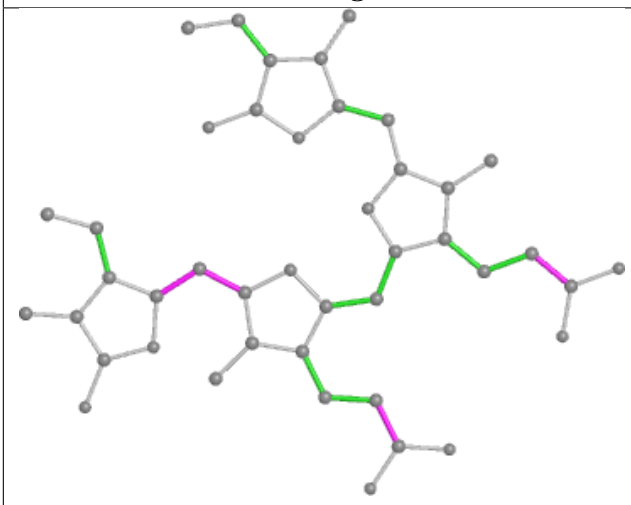

Torsions

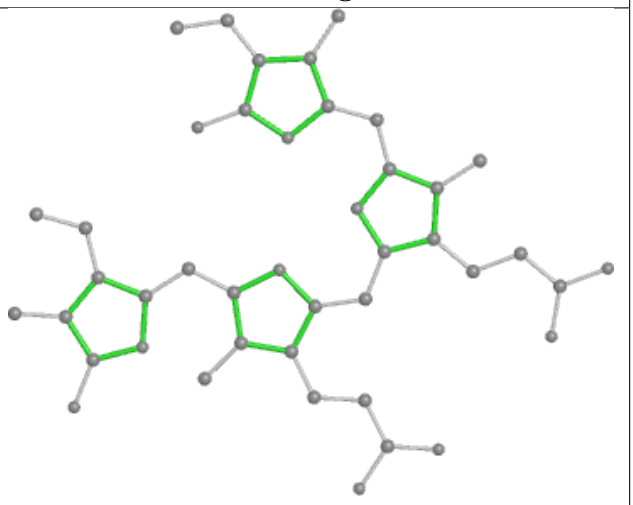

Rings

Ligand PEB Z9 1003

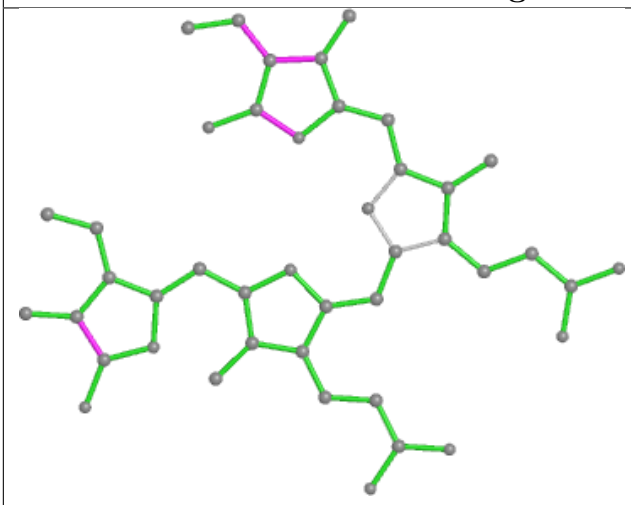

Bond lengths

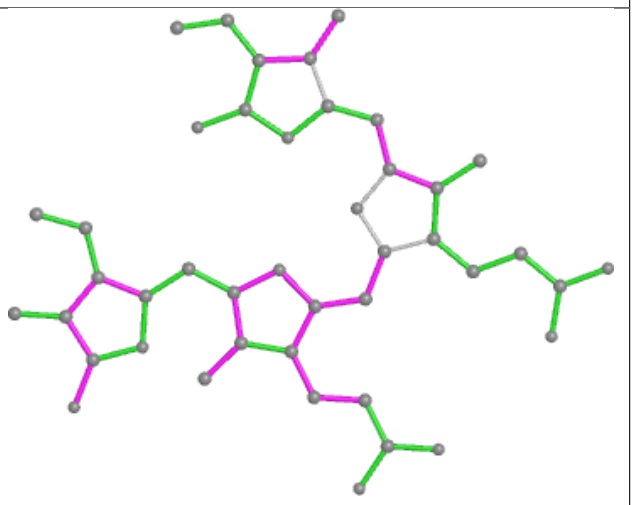

Bond angles

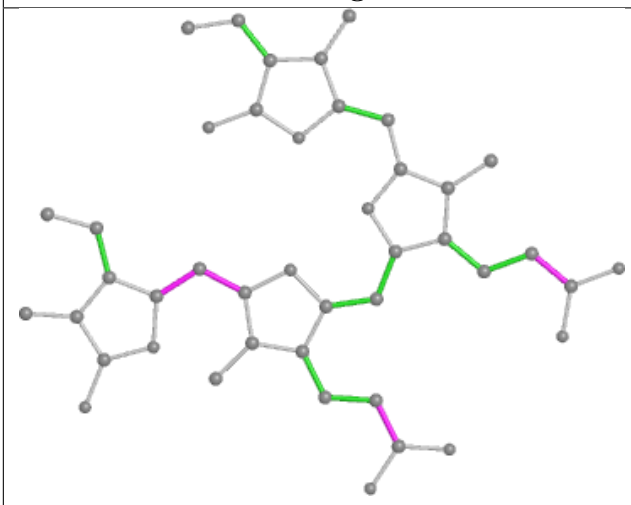

Torsions

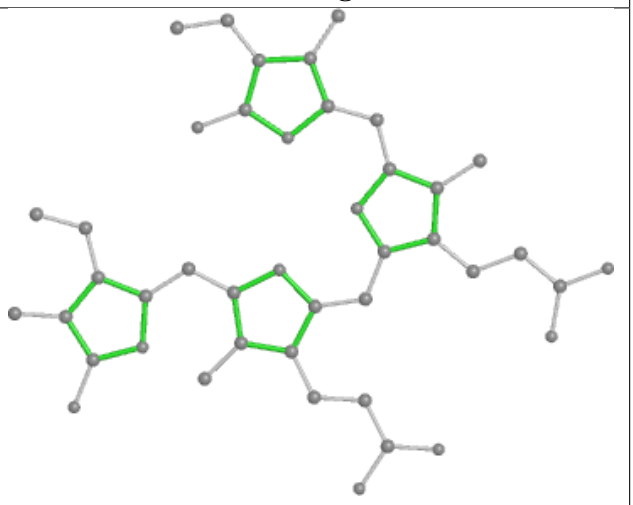

Rings

Ligand PEB Z7 201

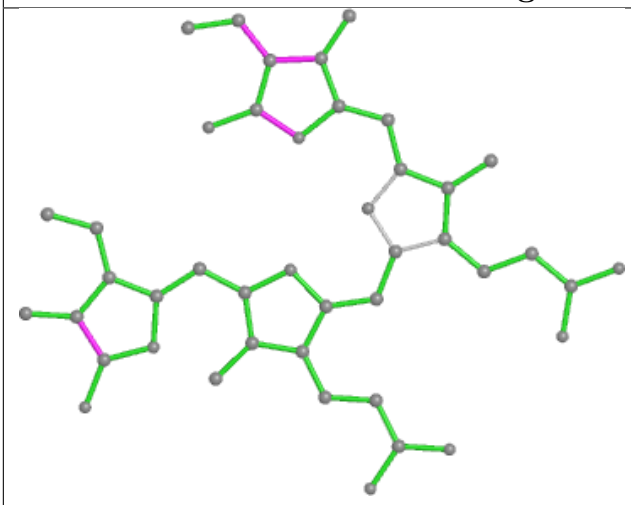

Bond lengths

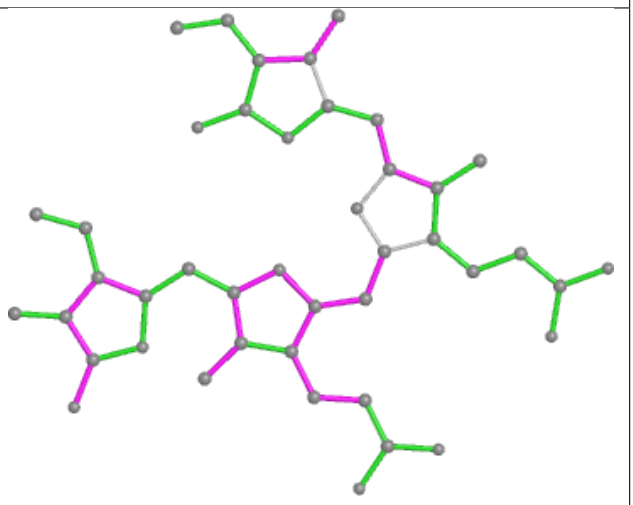

Bond angles

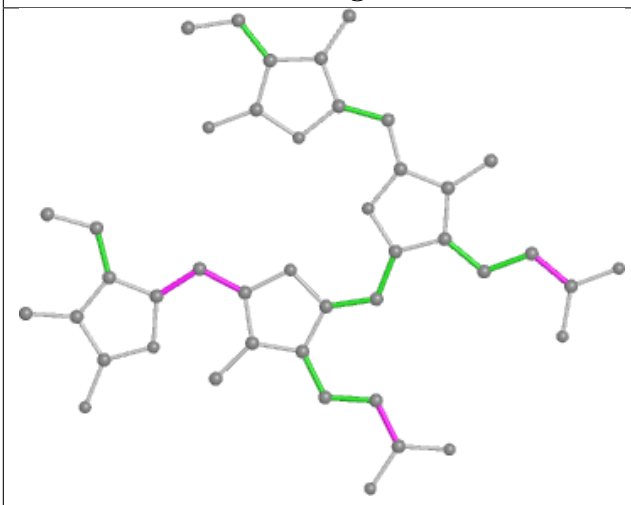

Torsions

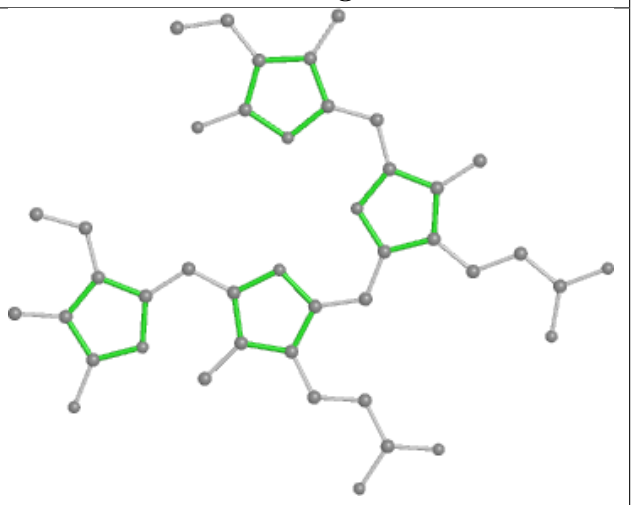

Rings

Ligand PEB fp 202

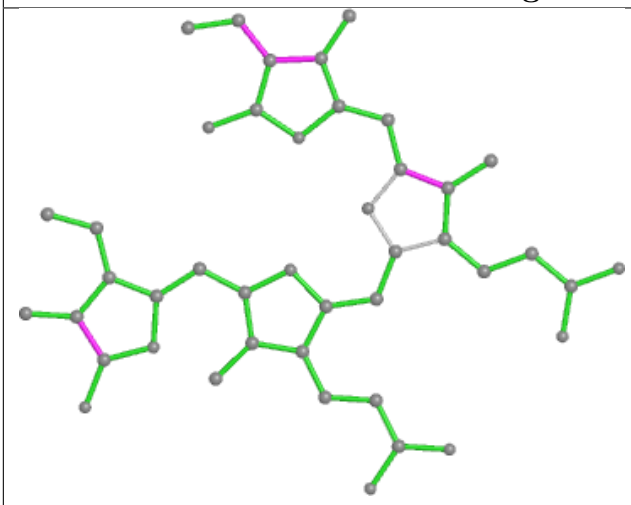

Bond lengths

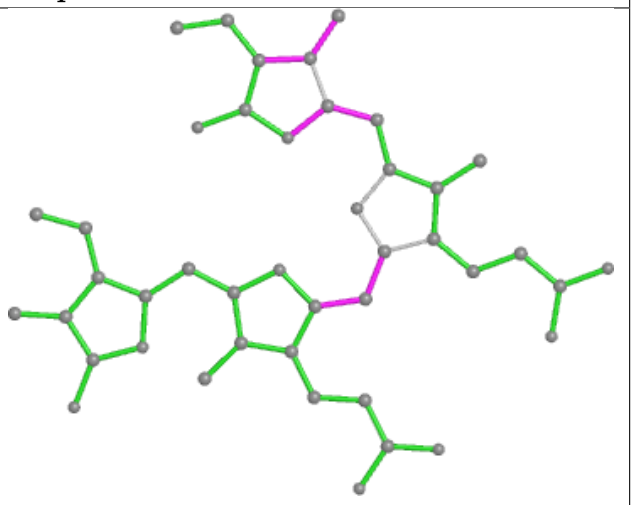

Bond angles

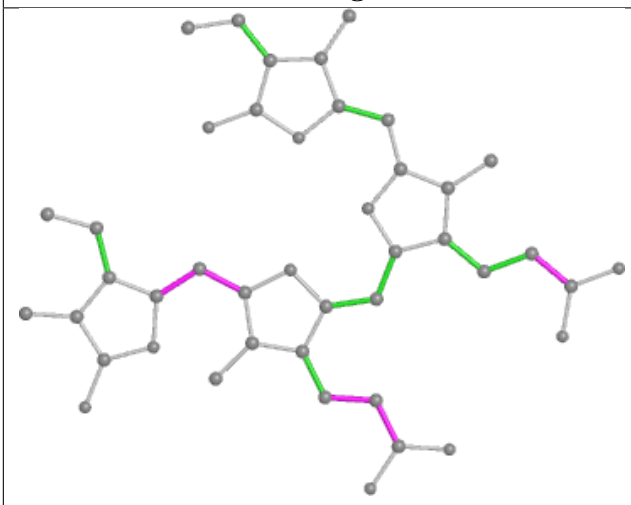

Torsions

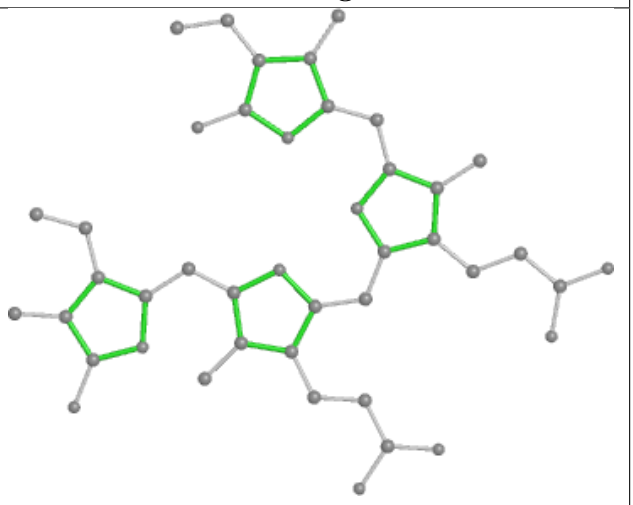

Rings

Ligand PEB gs 201

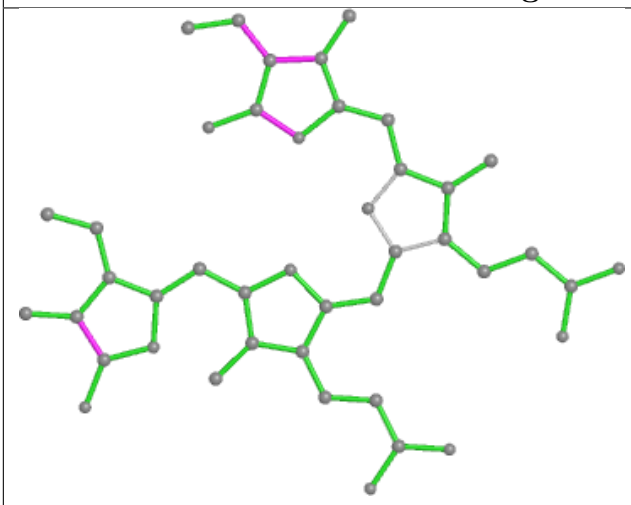

Bond lengths

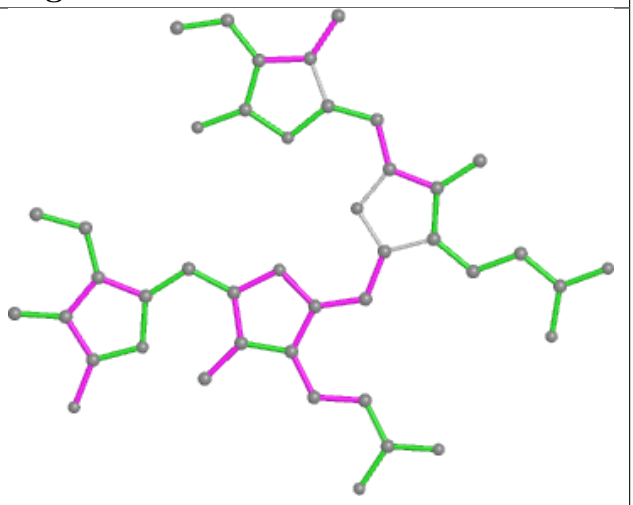

Bond angles

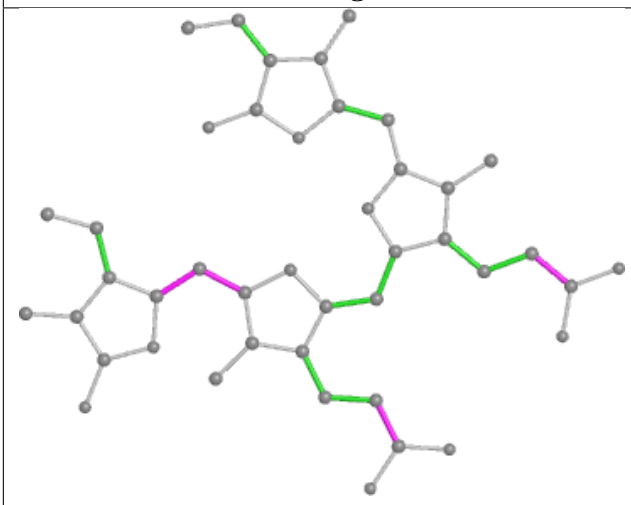

Torsions

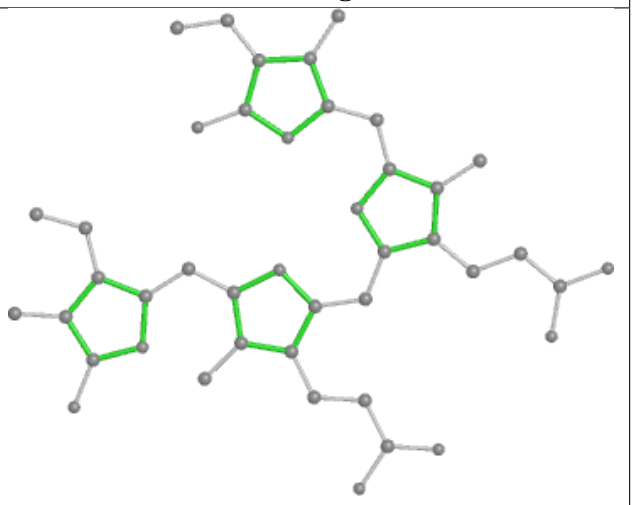

Rings

Ligand PEB dG 201

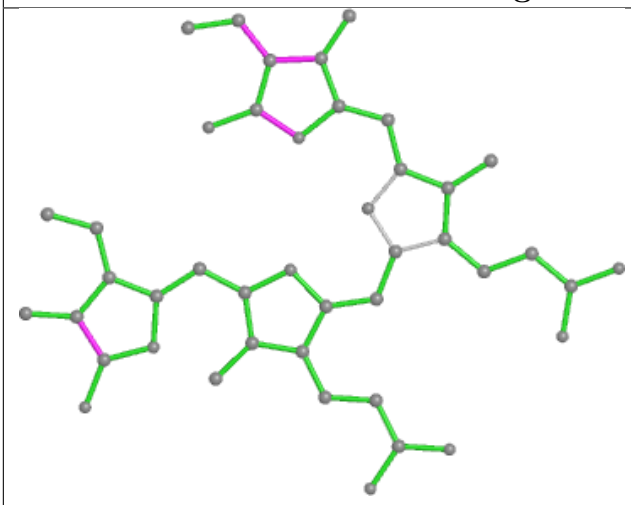

Bond lengths

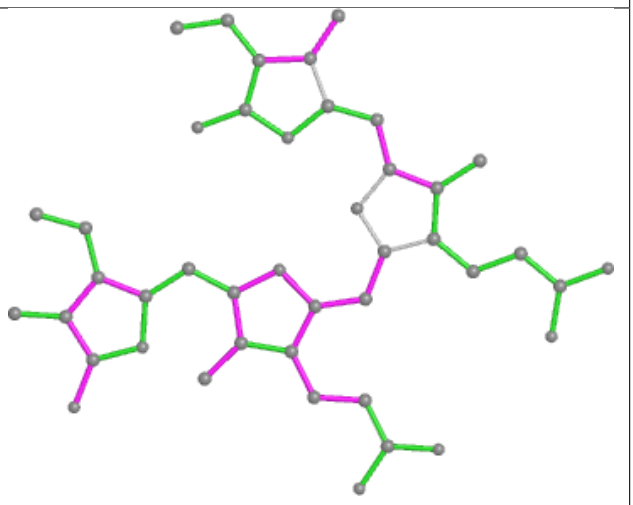

Bond angles

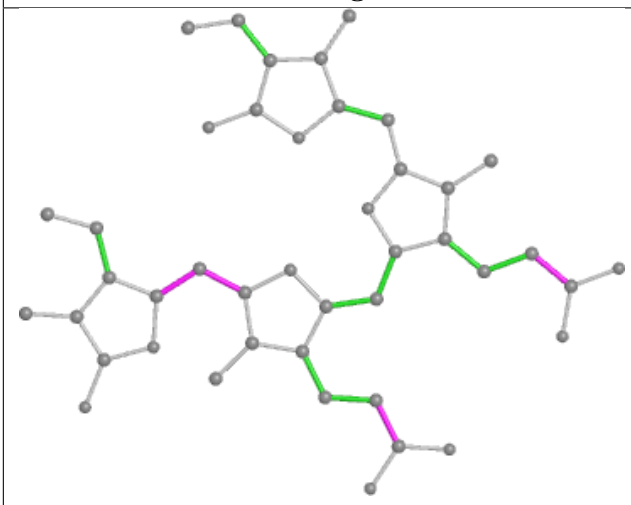

Torsions

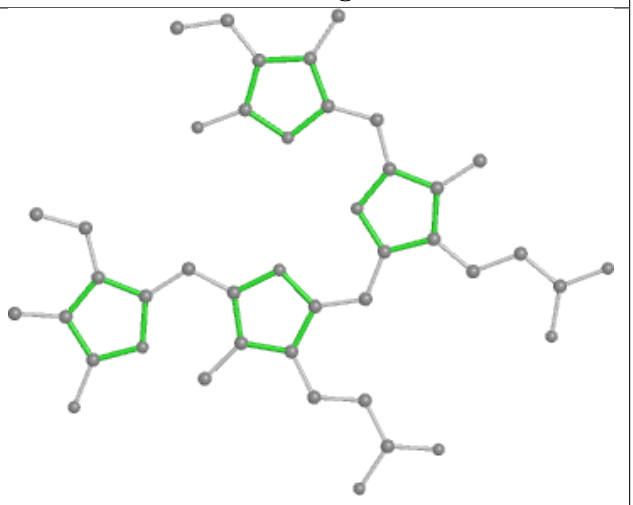

Rings

Ligand PEB h4 202

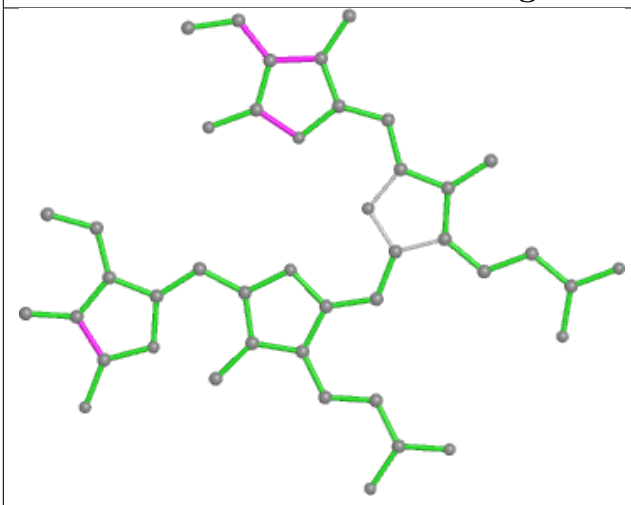

Bond lengths

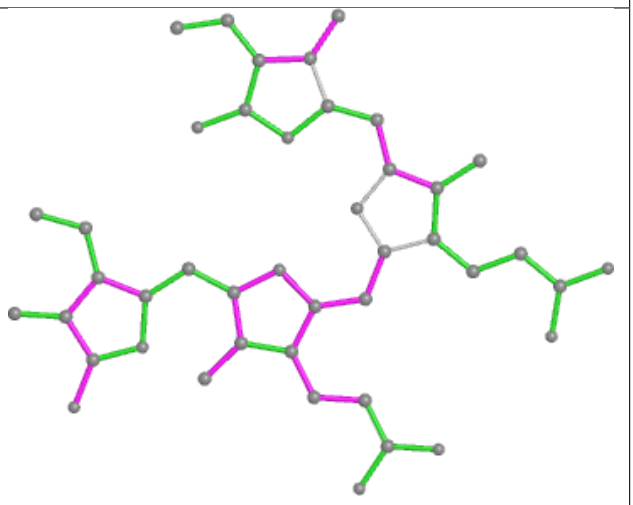

Bond angles

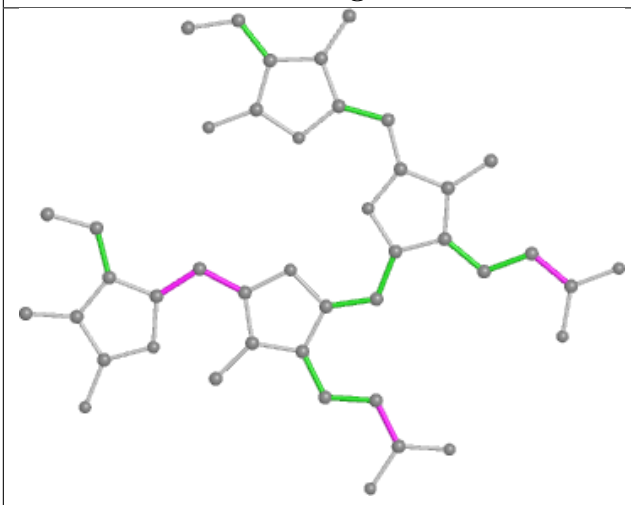

Torsions

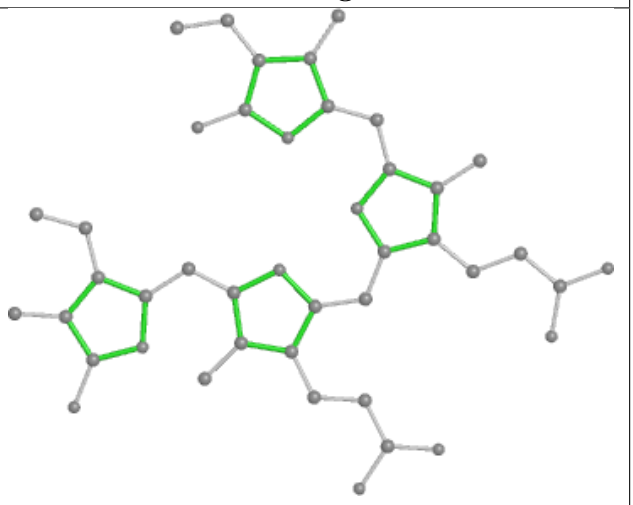

Rings

Ligand PEB m2 202

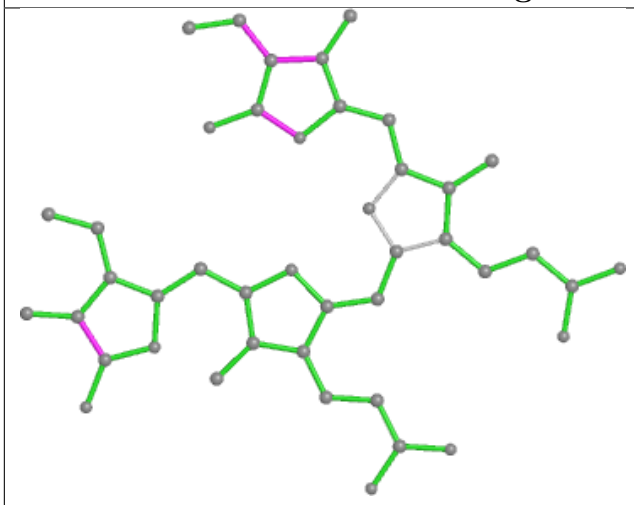

Bond lengths

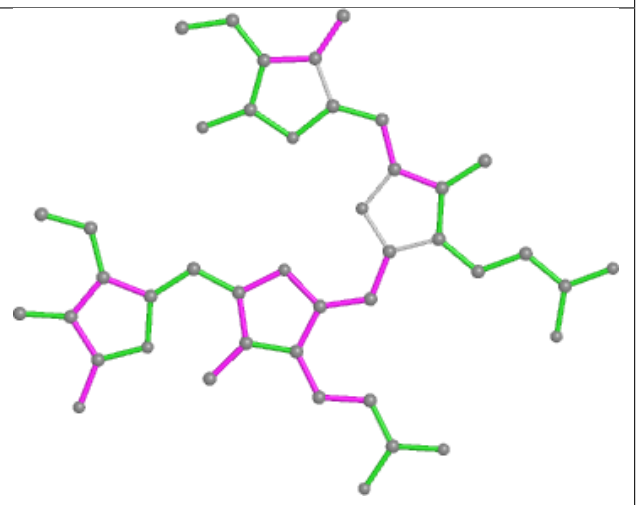

Bond angles

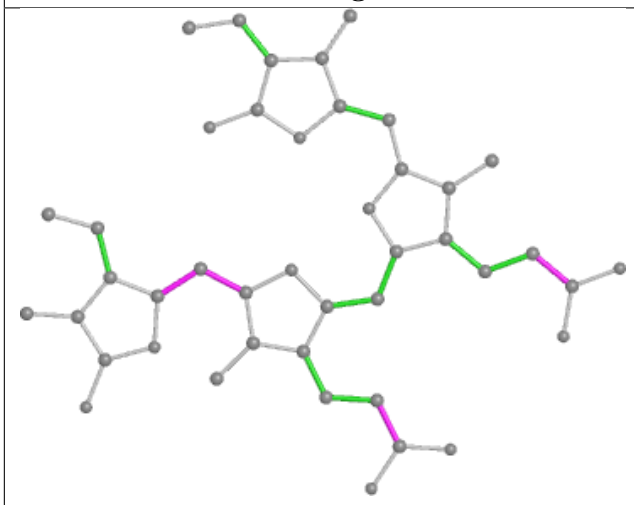

Torsions

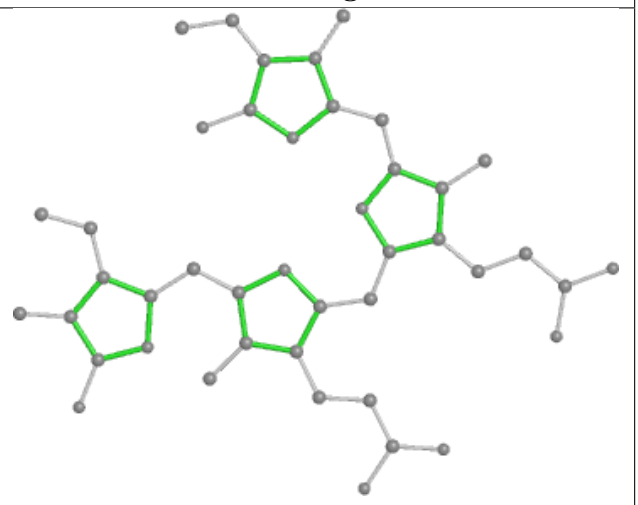

Rings

Ligand PEB t7 202

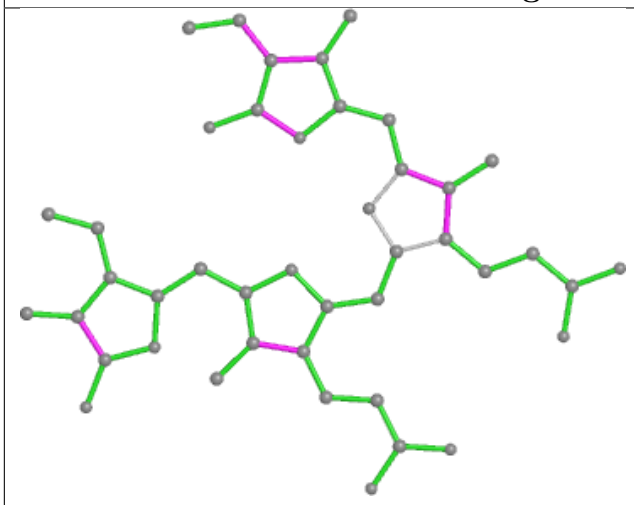

Bond lengths

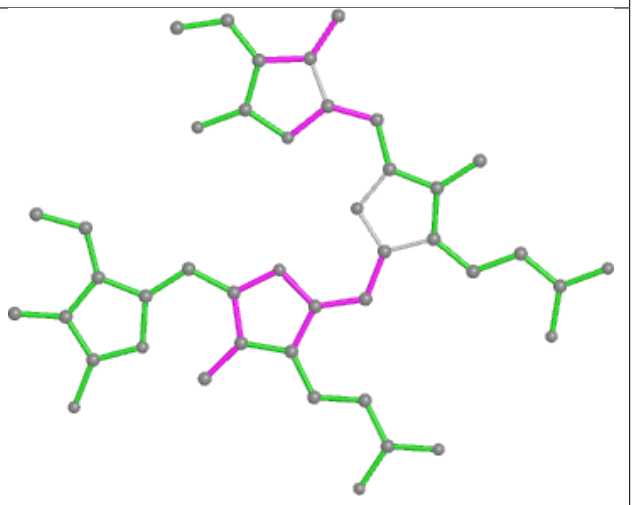

Bond angles

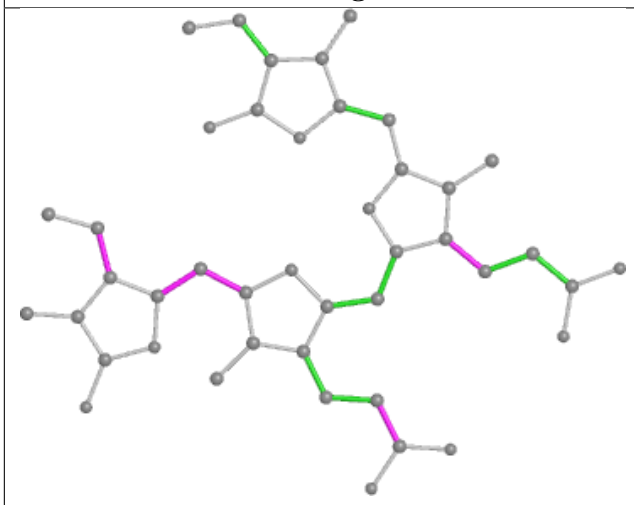

Torsions

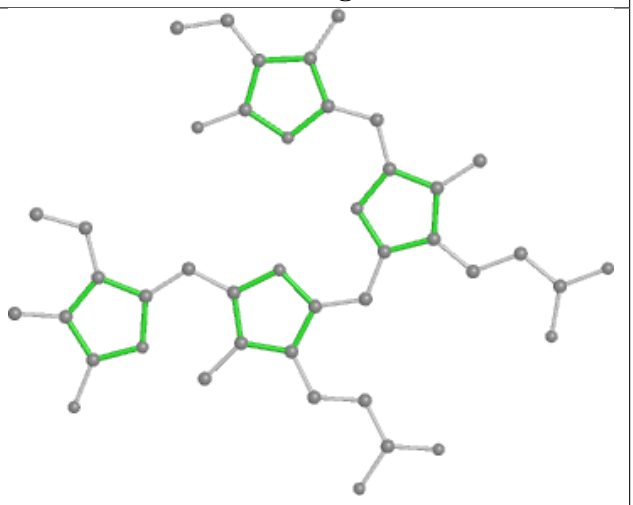

Rings

Ligand PEB en 202

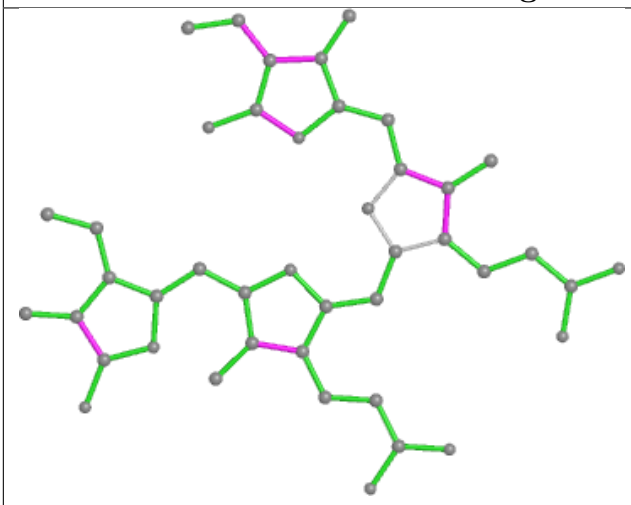

Bond lengths

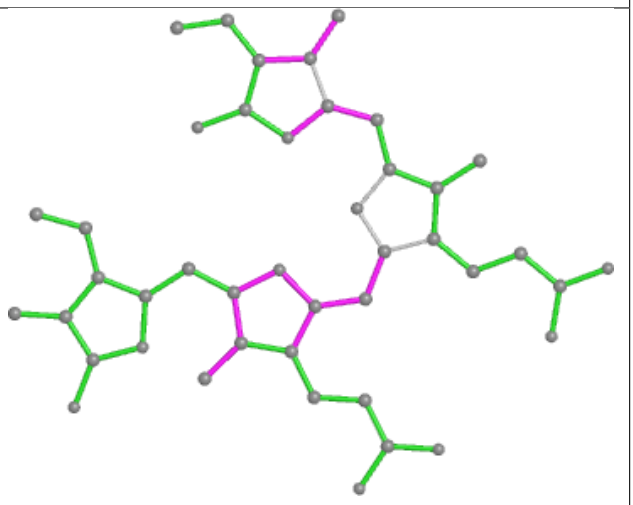

Bond angles

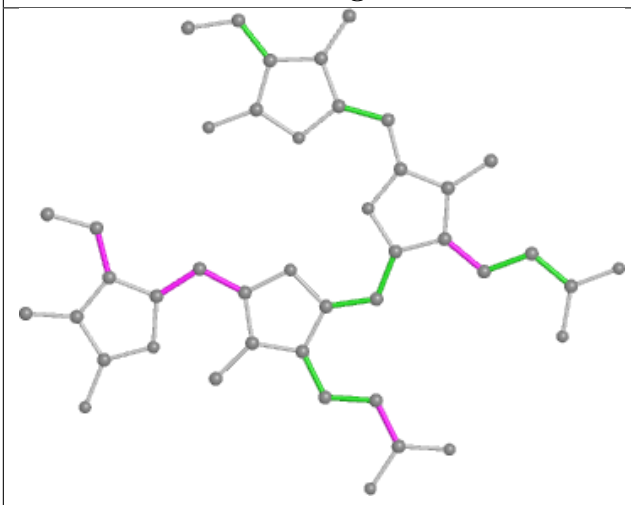

Torsions

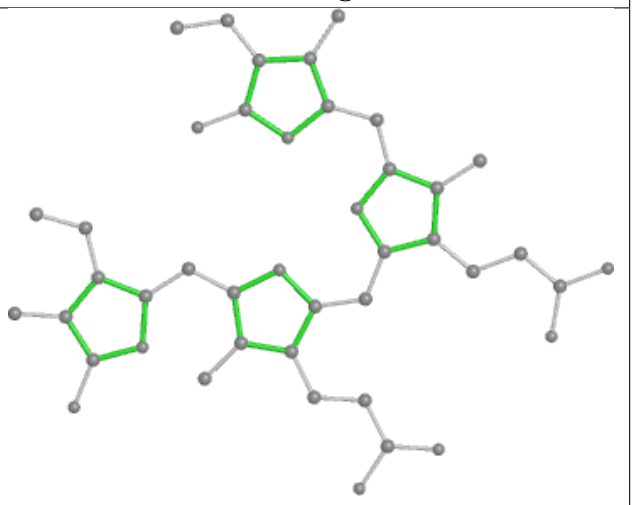

Rings

Ligand PEB ed 202

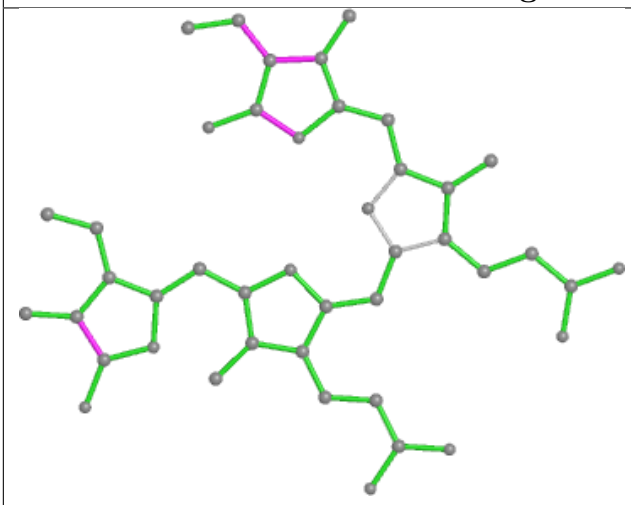

Bond lengths

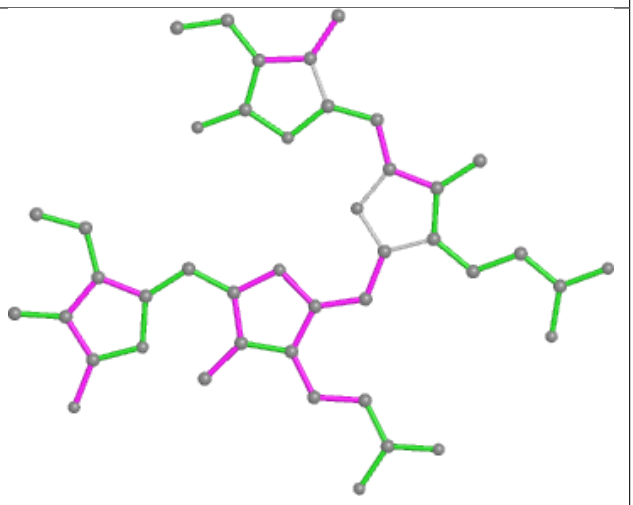

Bond angles

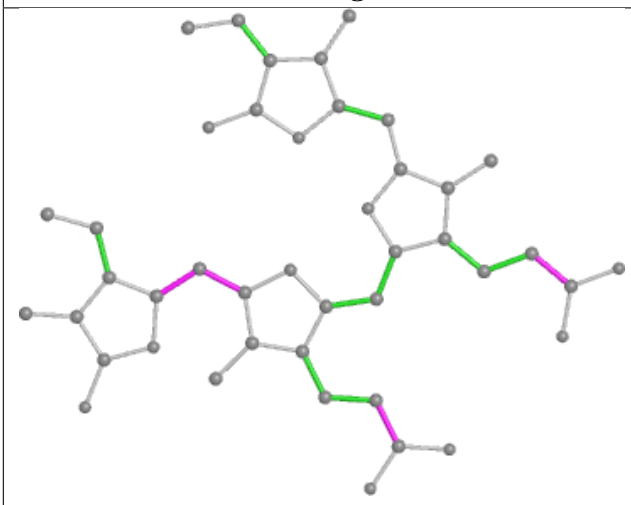

Torsions

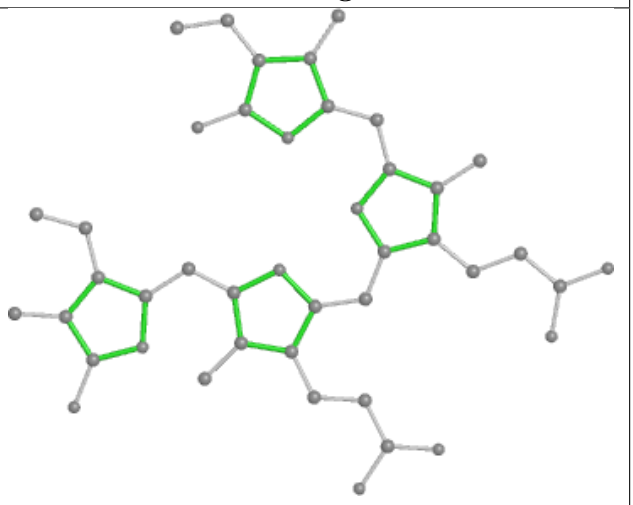

Rings

Ligand PEB da 1002

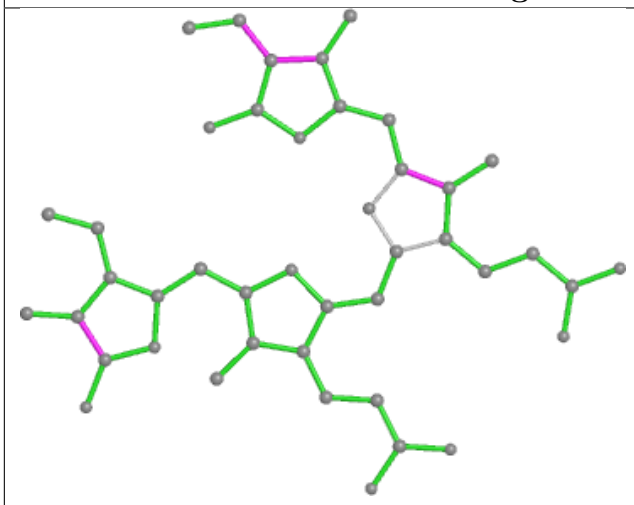

Bond lengths

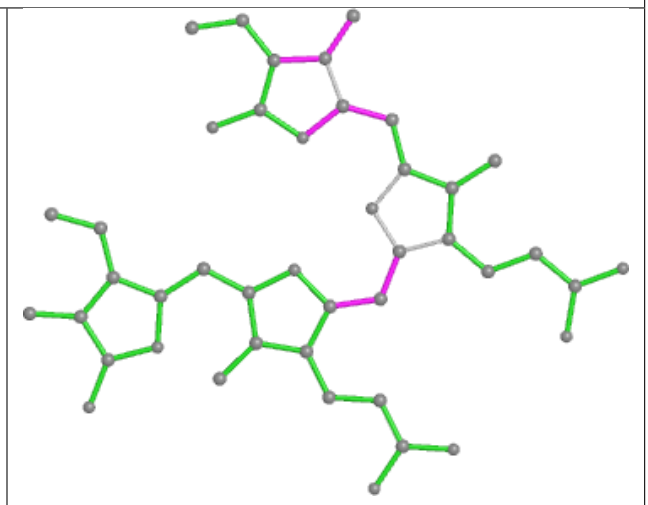

Bond angles

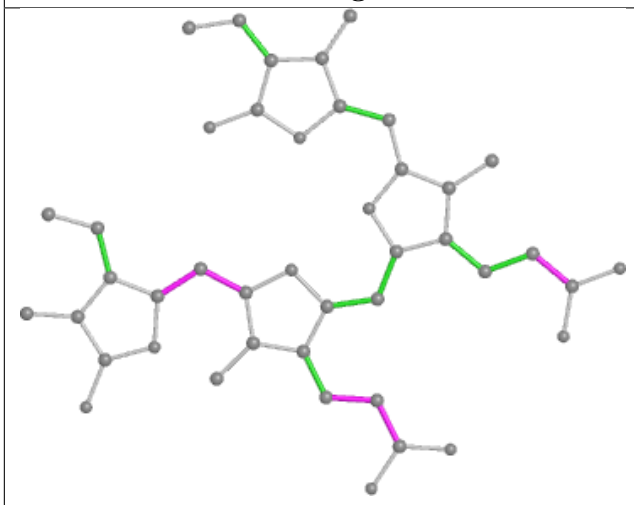

Torsions

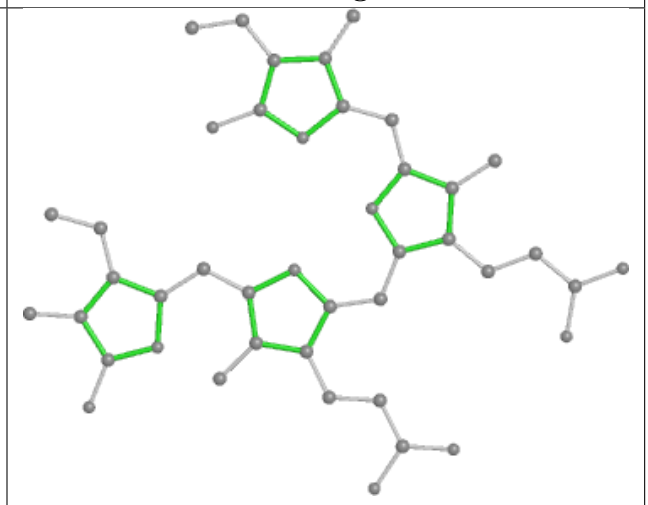

Rings

Ligand PEB hP 201

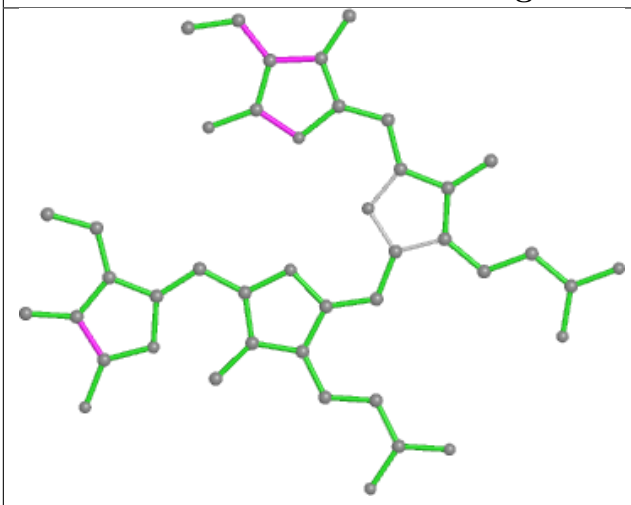

Bond lengths

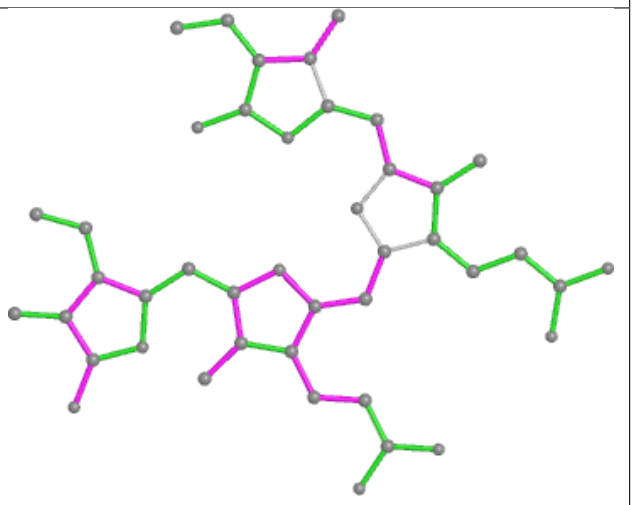

Bond angles

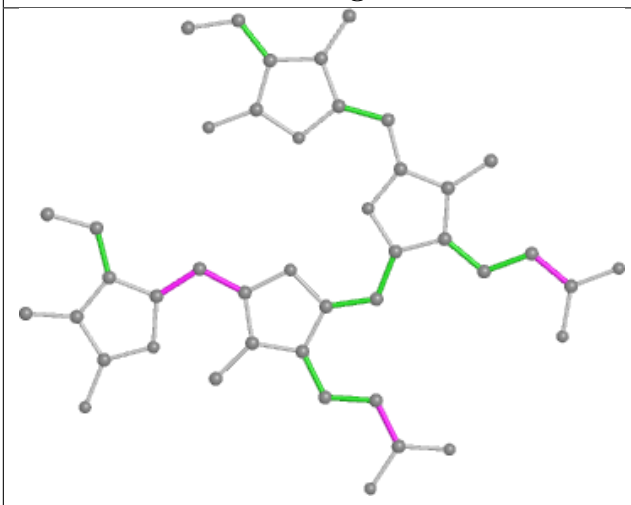

Torsions

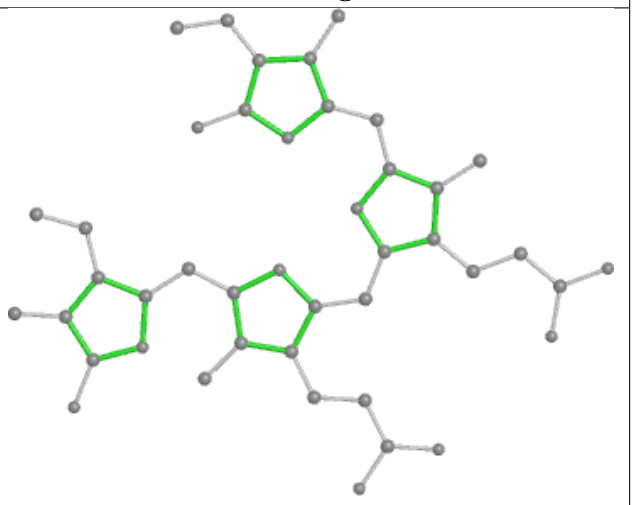

Rings

Ligand PEB h8 201

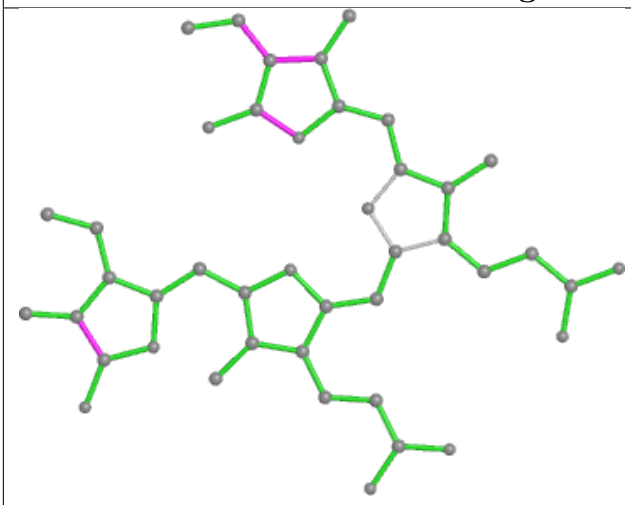

Bond lengths

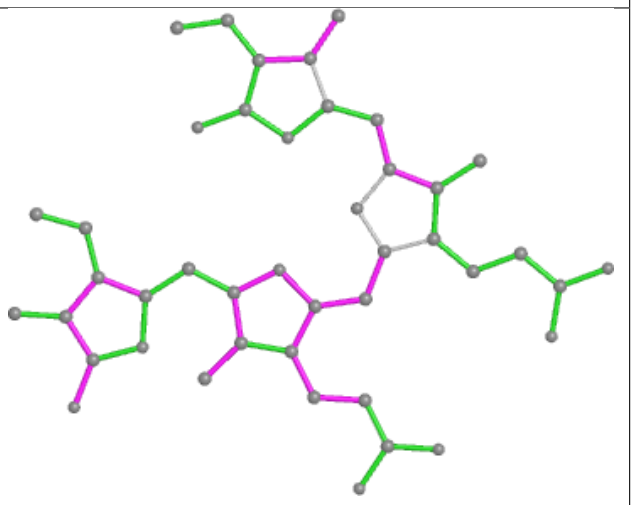

Bond angles

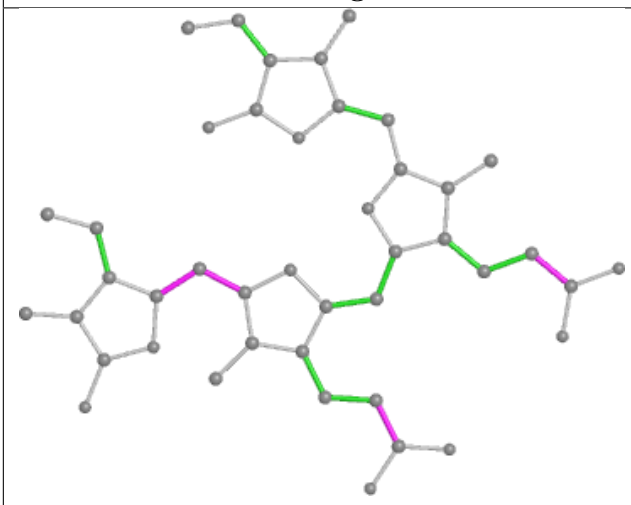

Torsions

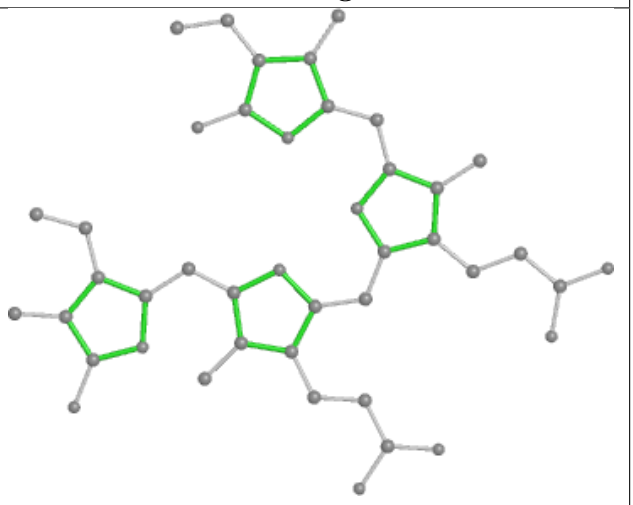

Rings

Ligand PUB x4 202

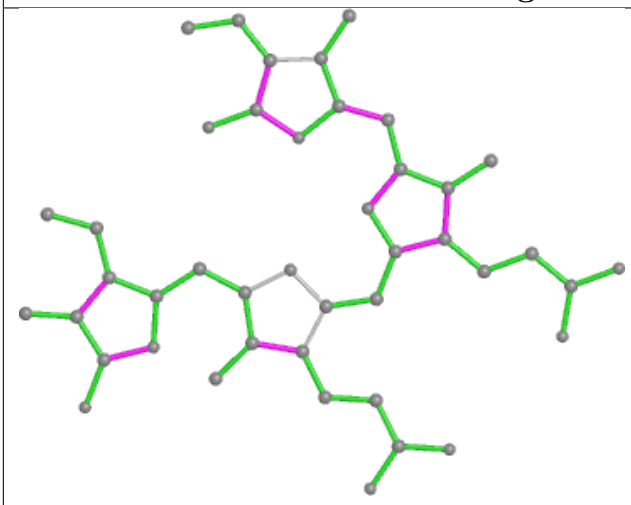

Bond lengths

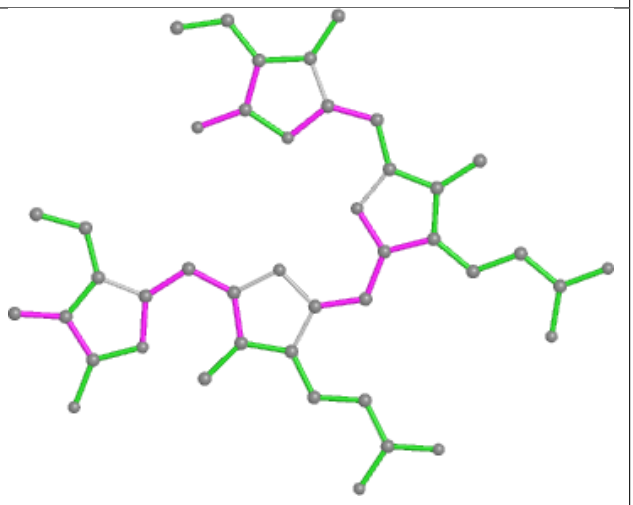

Bond angles

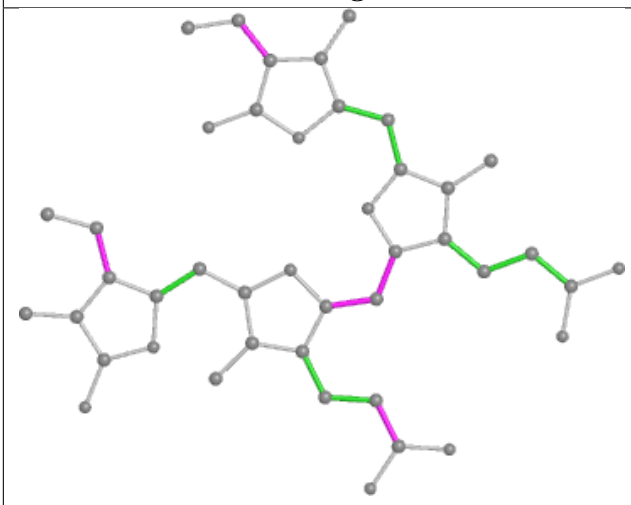

Torsions

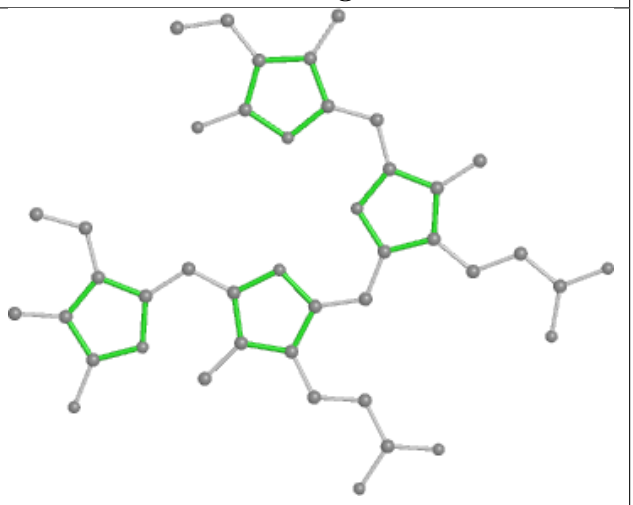

Rings

Ligand PUB gv 203

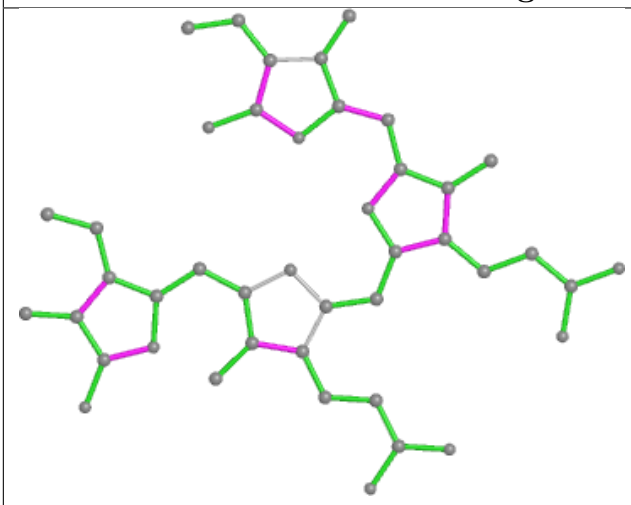

Bond lengths

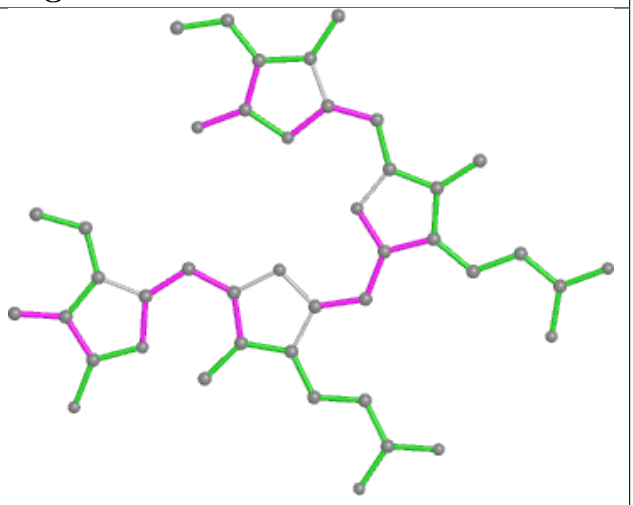

Bond angles

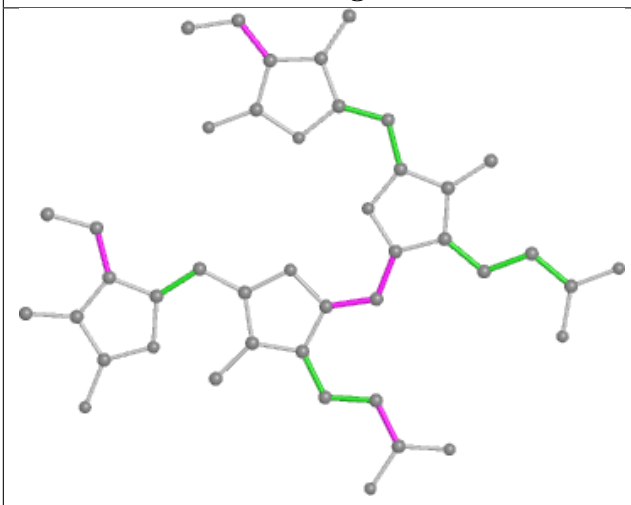

Torsions

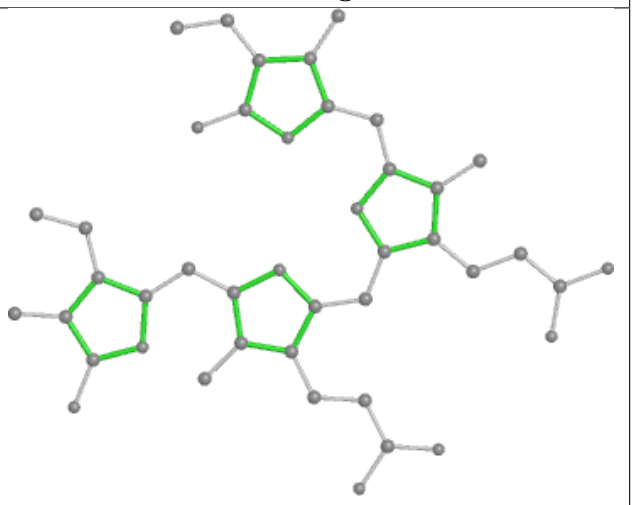

Rings

Ligand PEB d8 302

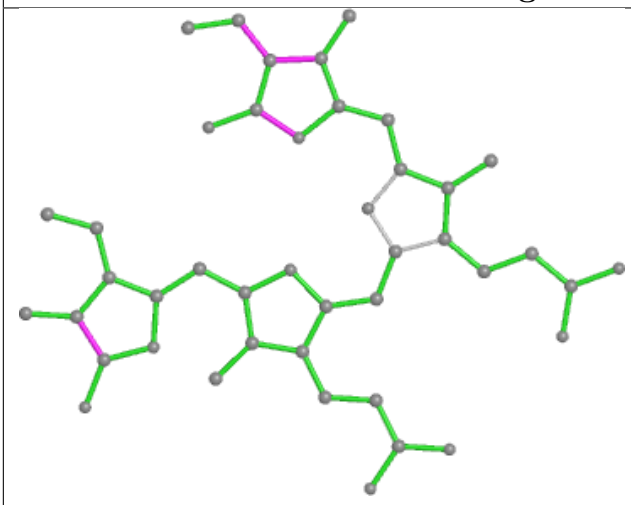

Bond lengths

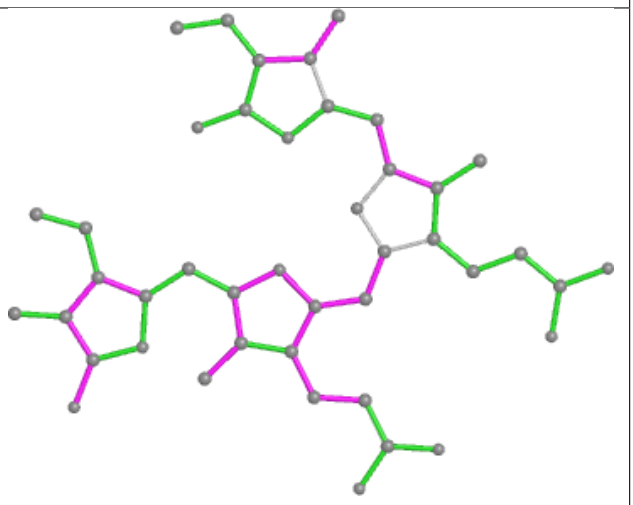

Bond angles

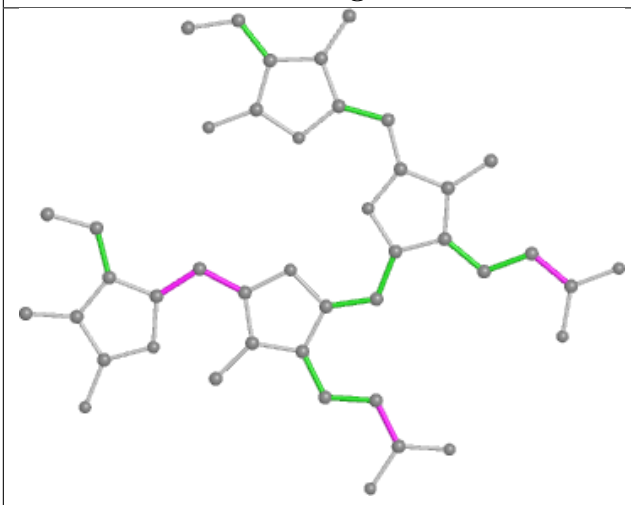

Torsions

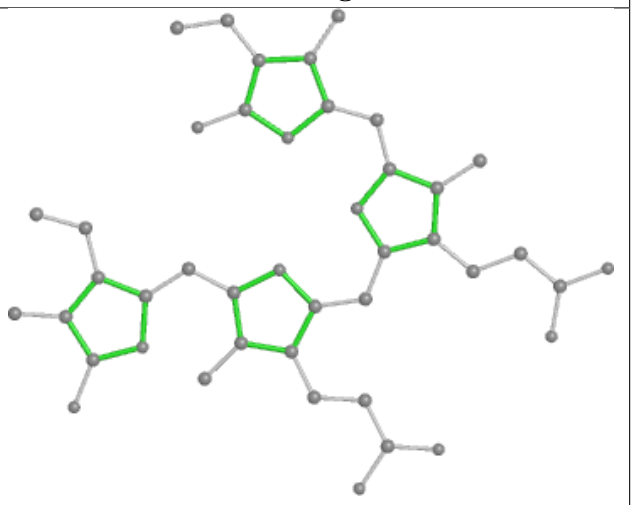

Rings

Ligand PEB ez 1001

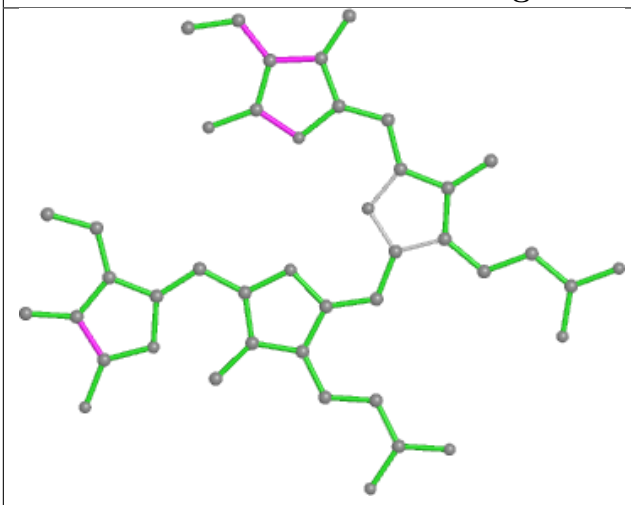

Bond lengths

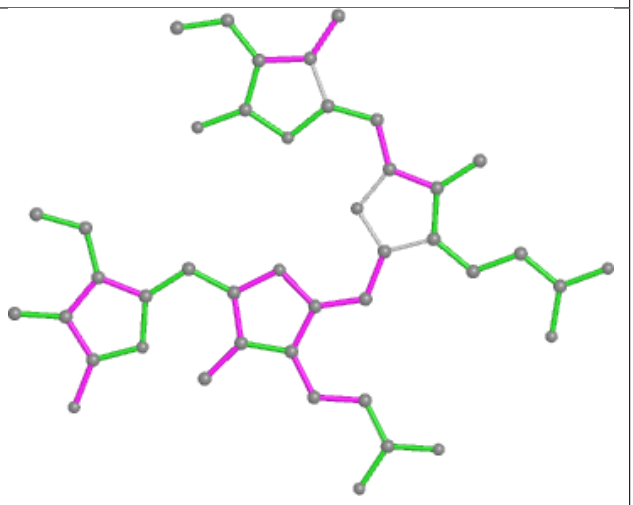

Bond angles

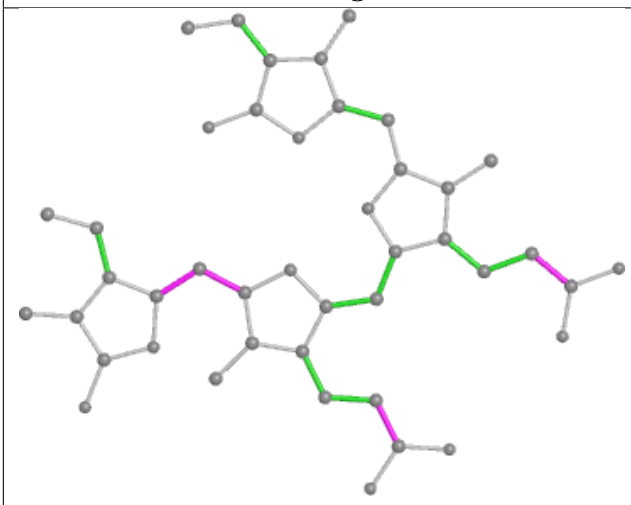

Torsions

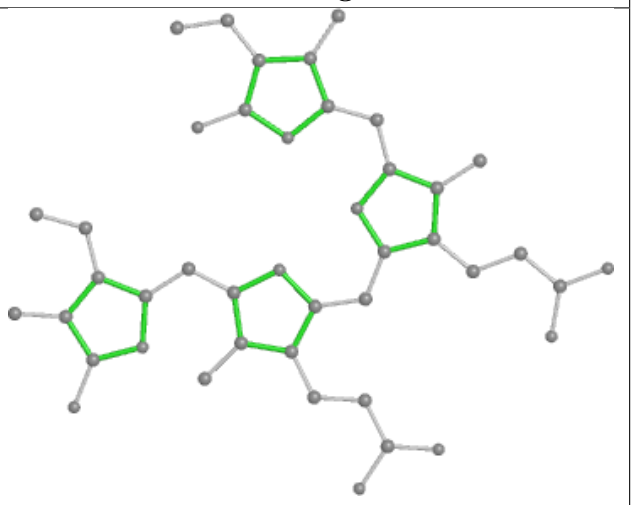

Rings

Ligand PUB D7 203

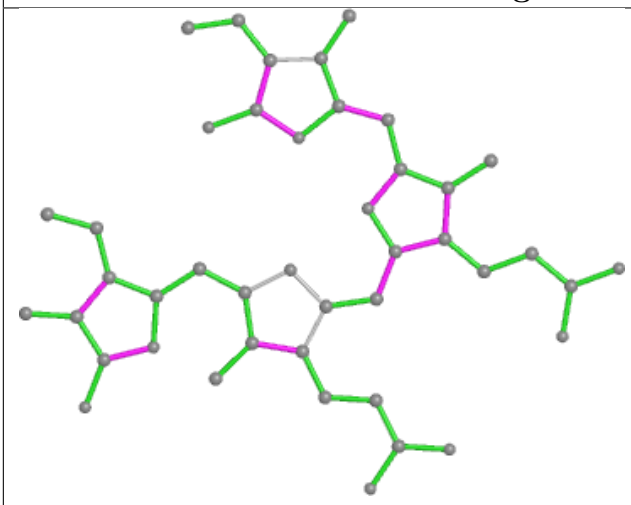

Bond lengths

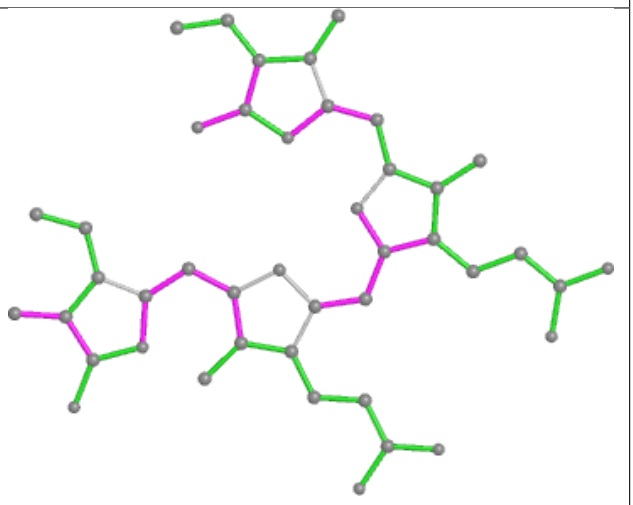

Bond angles

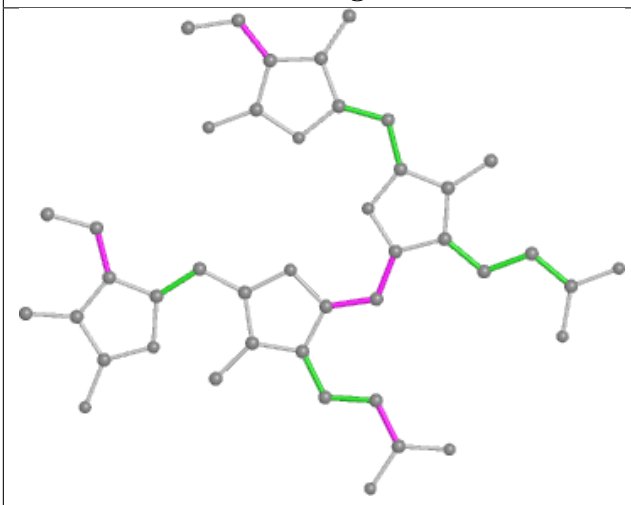

Torsions

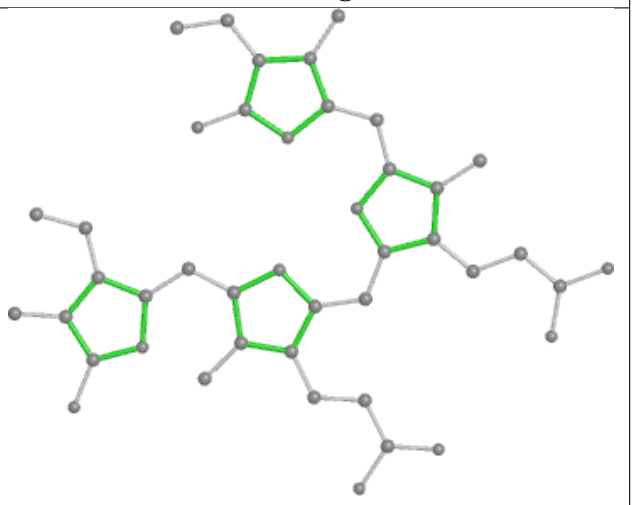

Rings

Ligand PEB cu 202

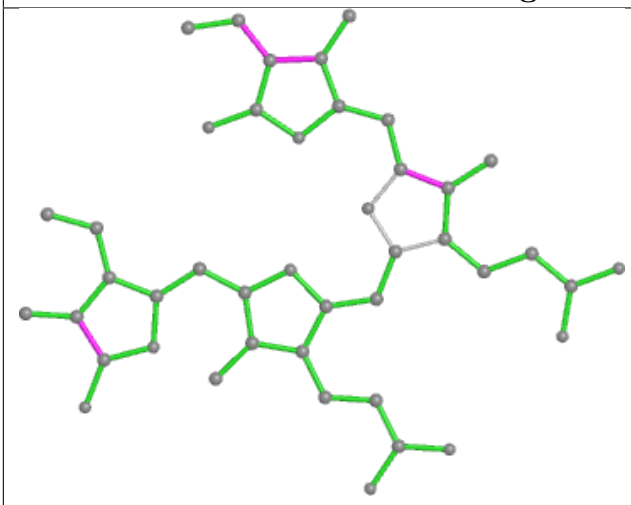

Bond lengths

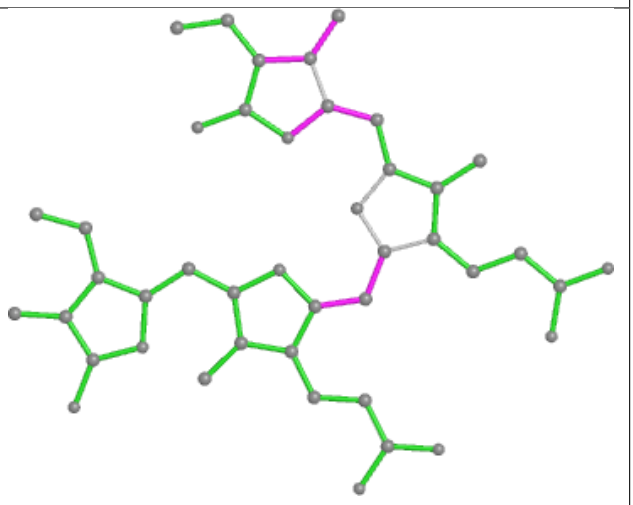

Bond angles

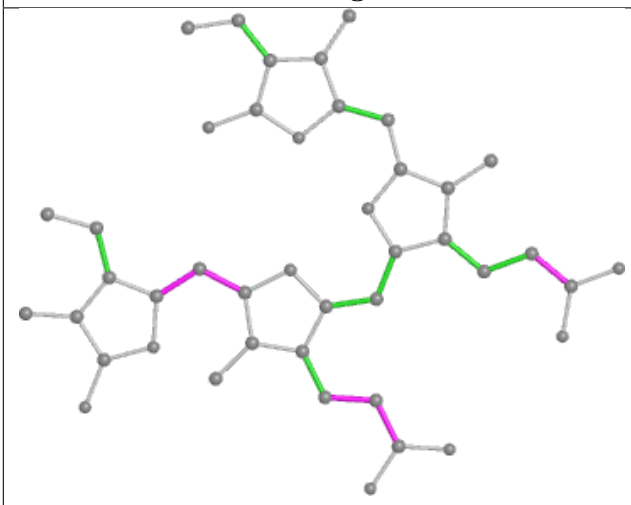

Torsions

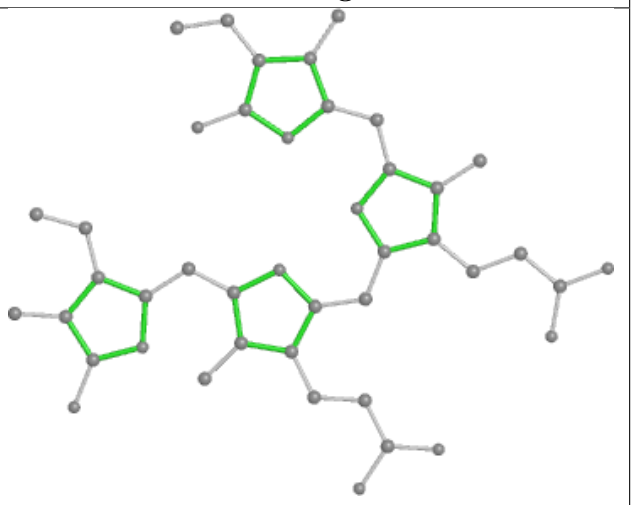

Rings

Ligand PEB z8 202

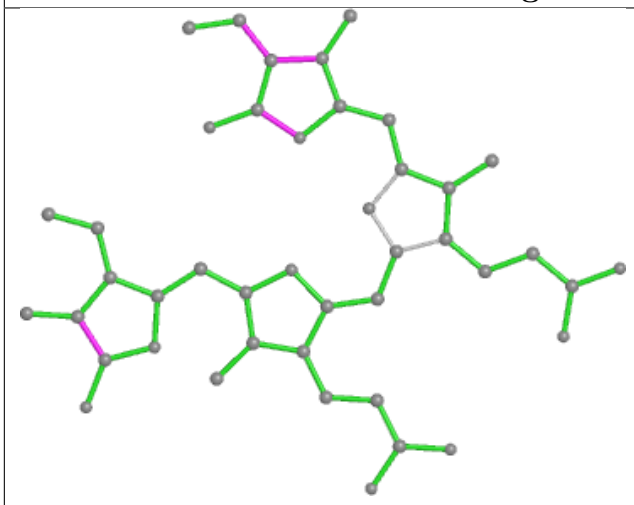

Bond lengths

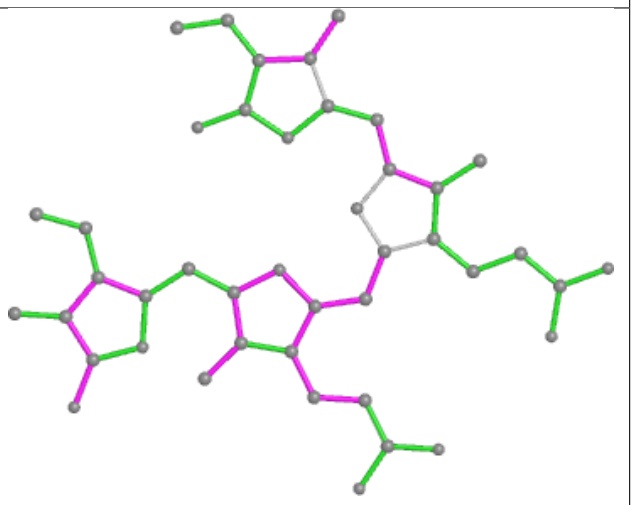

Bond angles

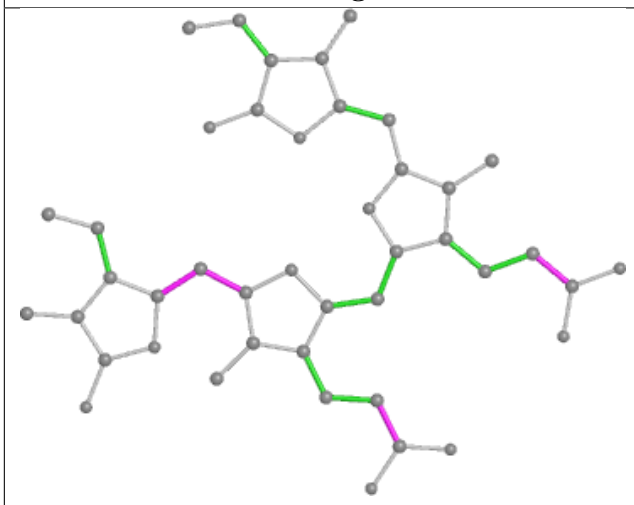

Torsions

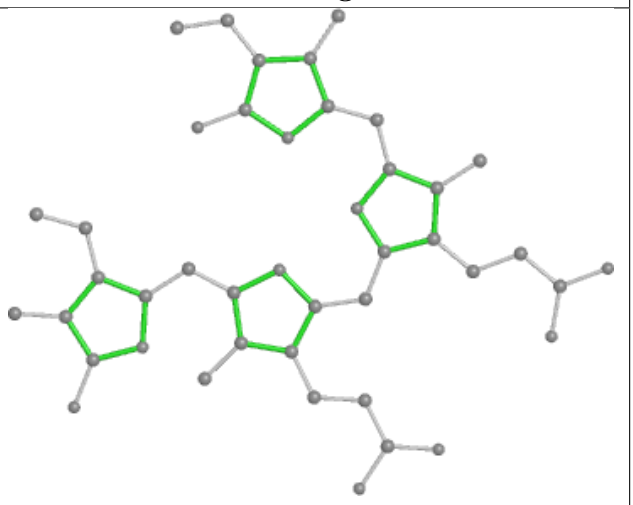

Rings

Ligand PEB kS 1002

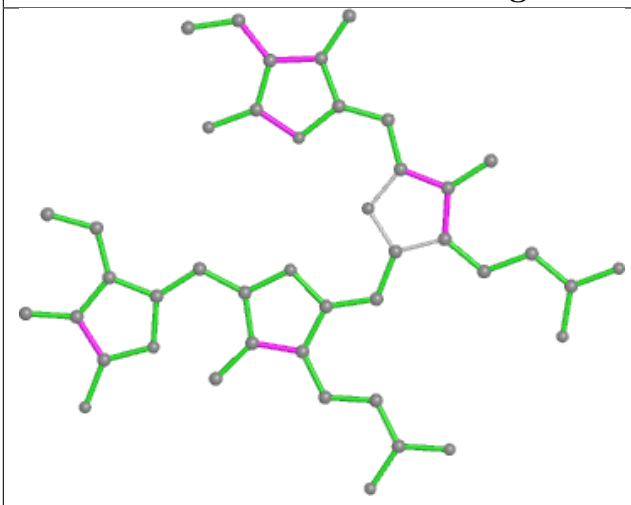

Bond lengths

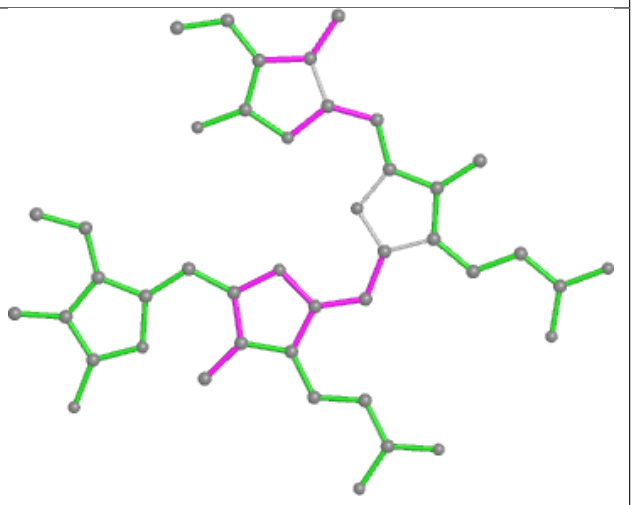

Bond angles

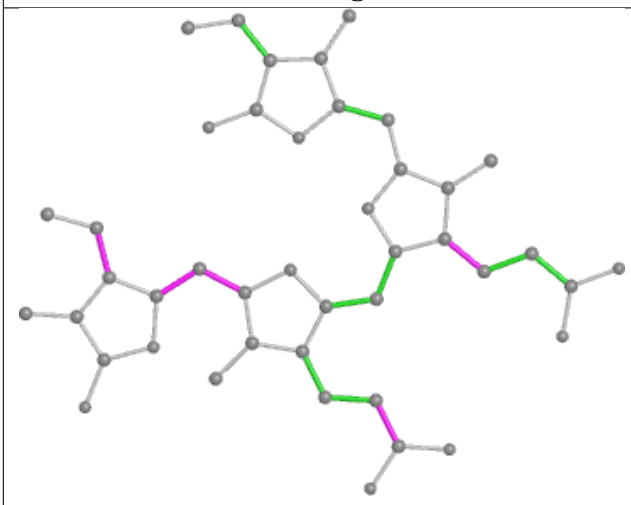

Torsions

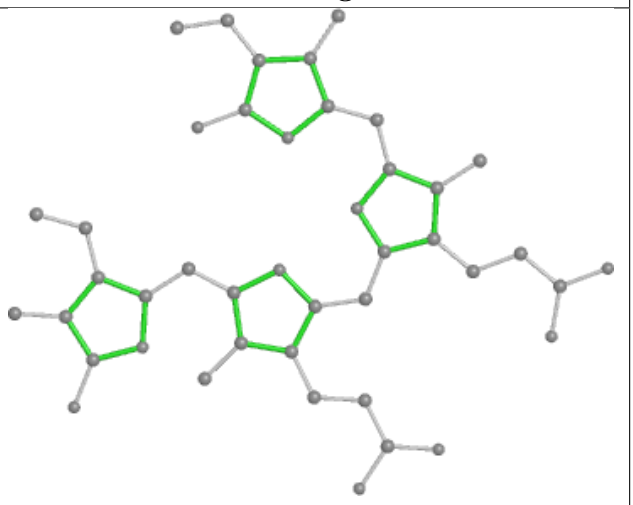

Rings

Ligand PEB K6 202

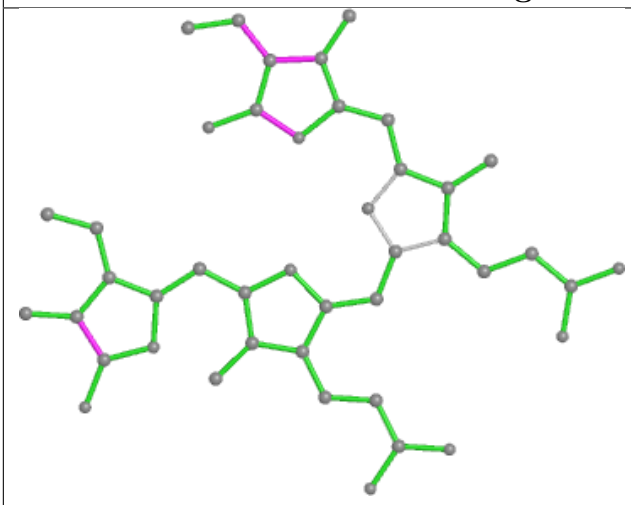

Bond lengths

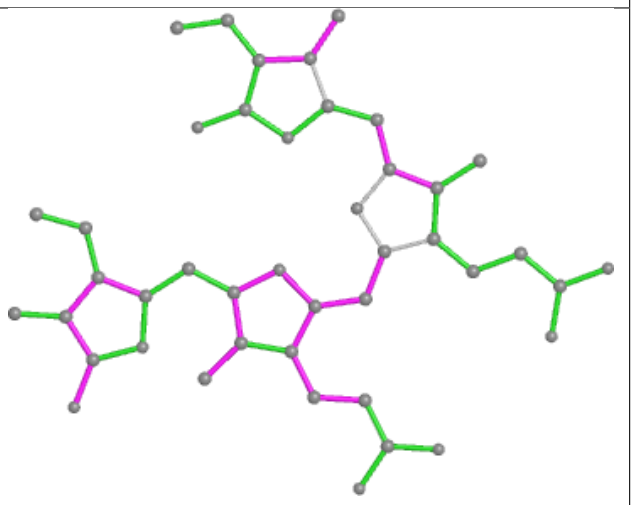

Bond angles

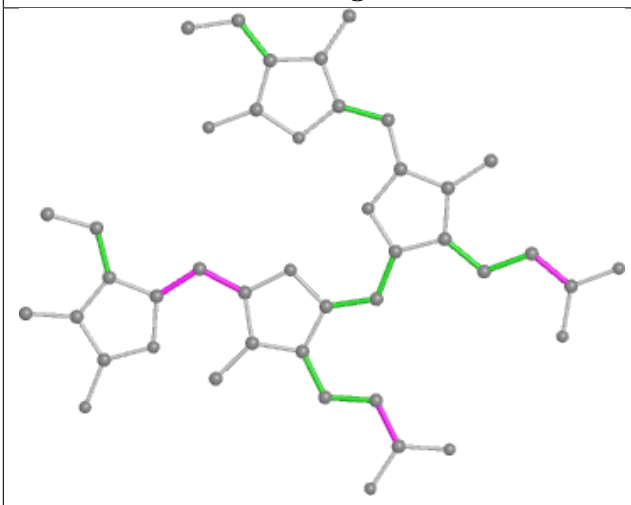

Torsions

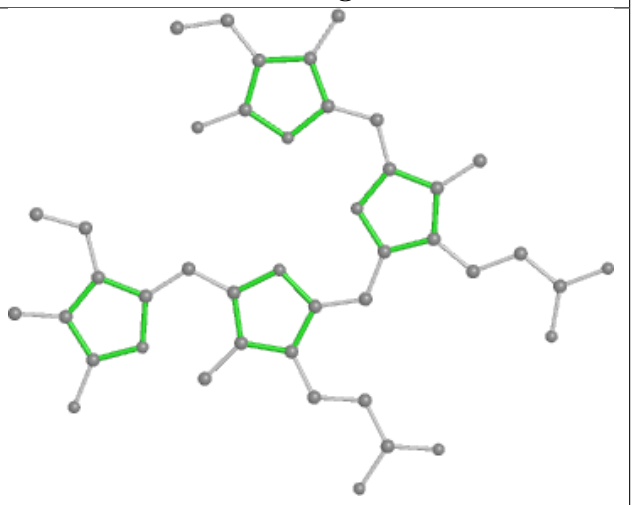

Rings

Ligand PUB jO 1003

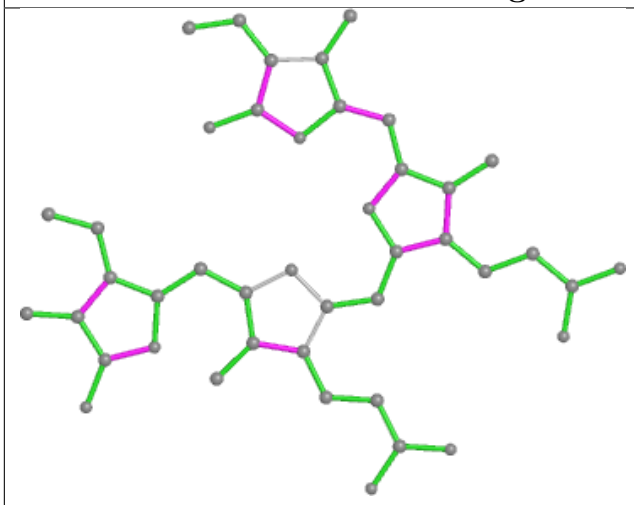

Bond lengths

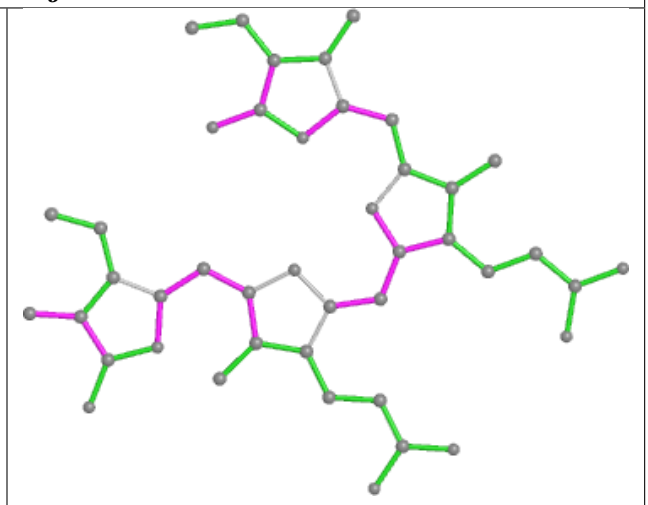

Bond angles

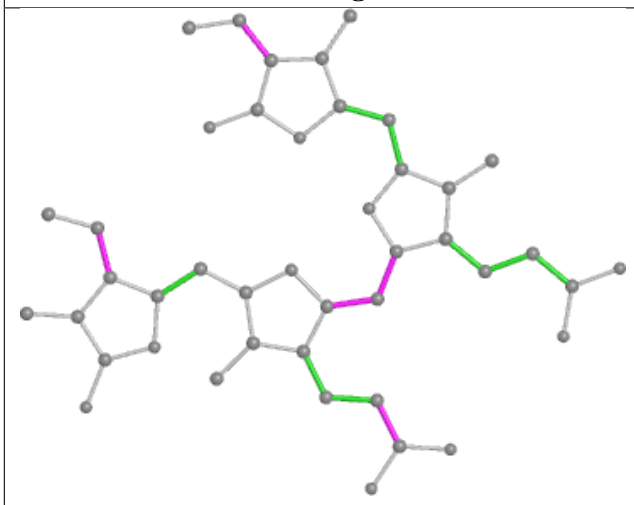

Torsions

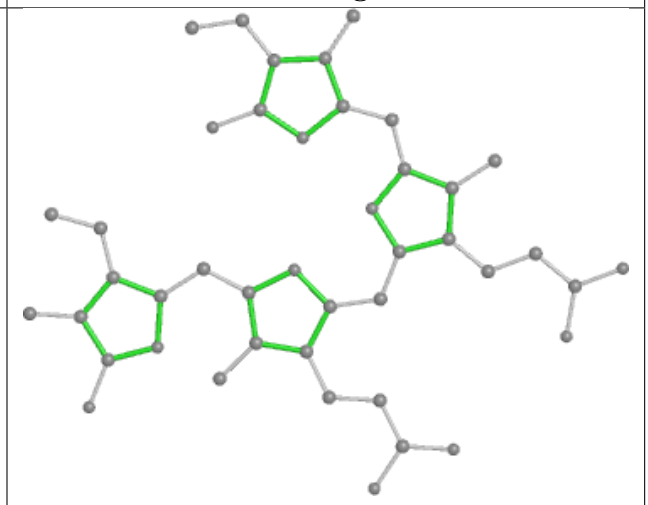

Rings

Ligand PEB dO 202

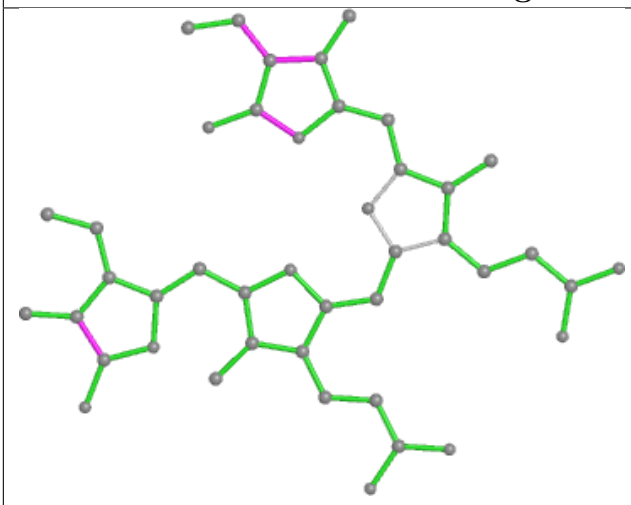

Bond lengths

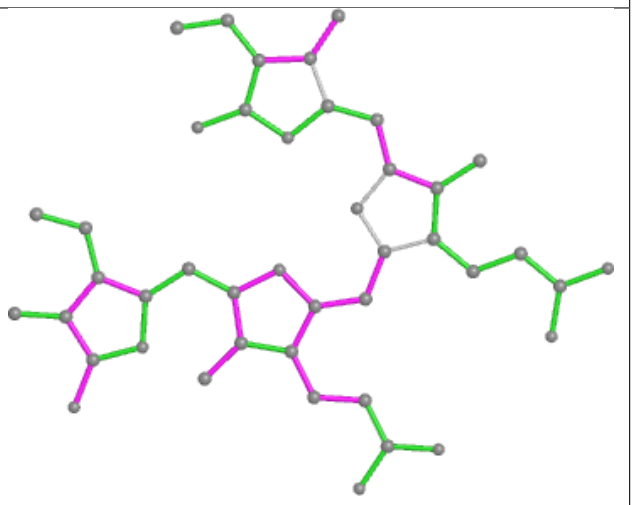

Bond angles

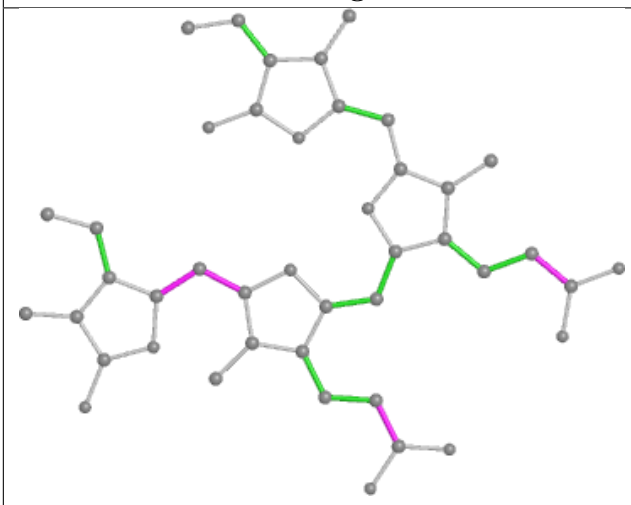

Torsions

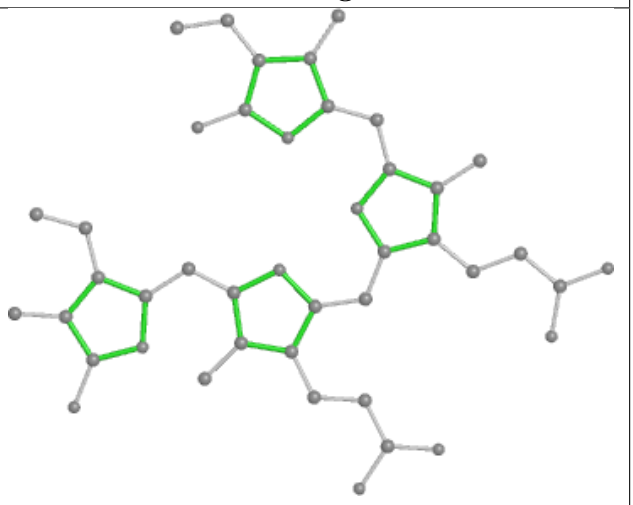

Rings

Ligand PUB J7 202

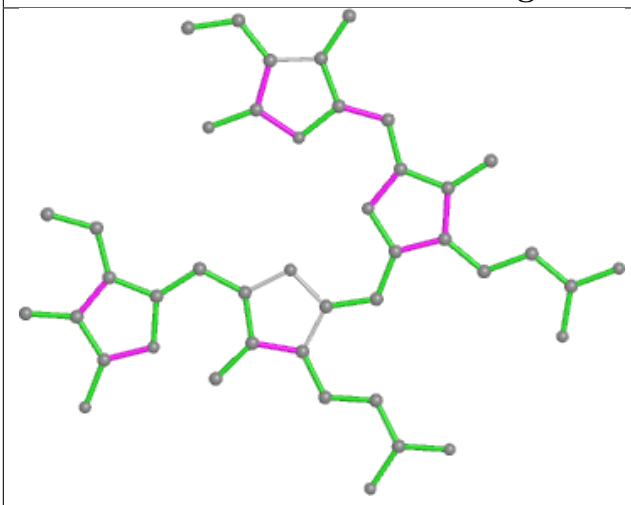

Bond lengths

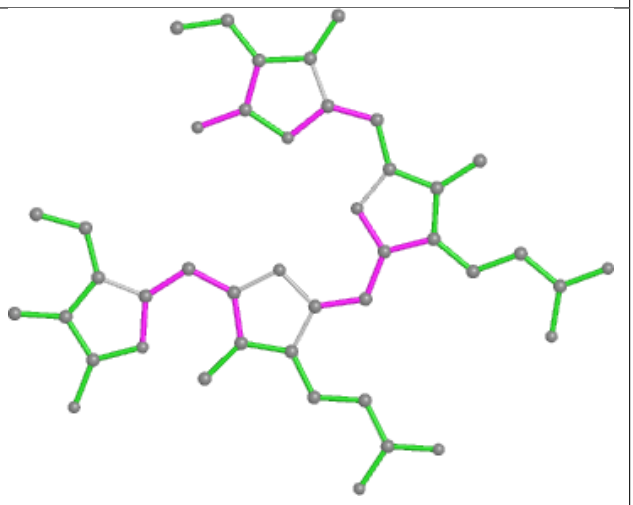

Bond angles

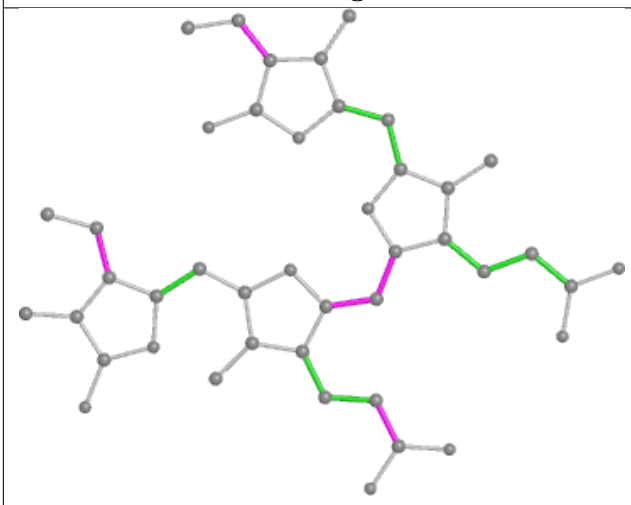

Torsions

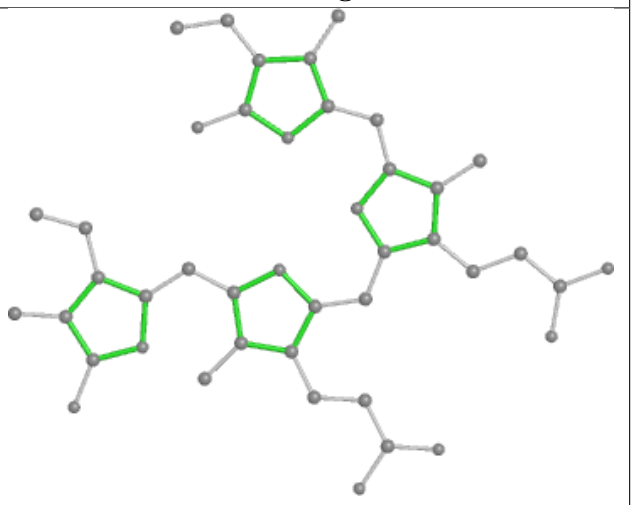

Rings

Ligand PEB d6 201

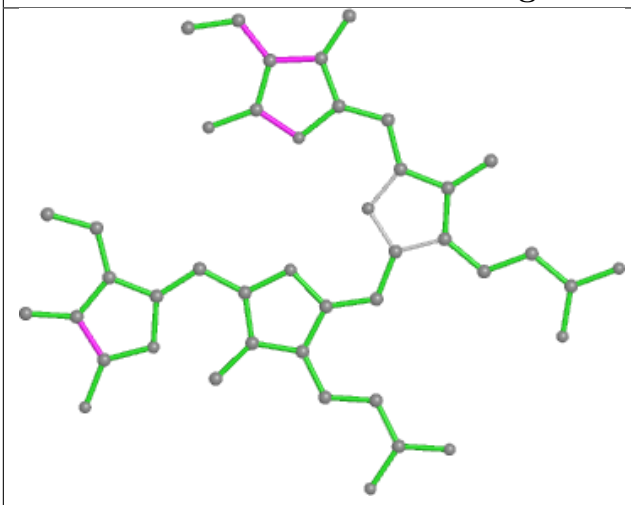

Bond lengths

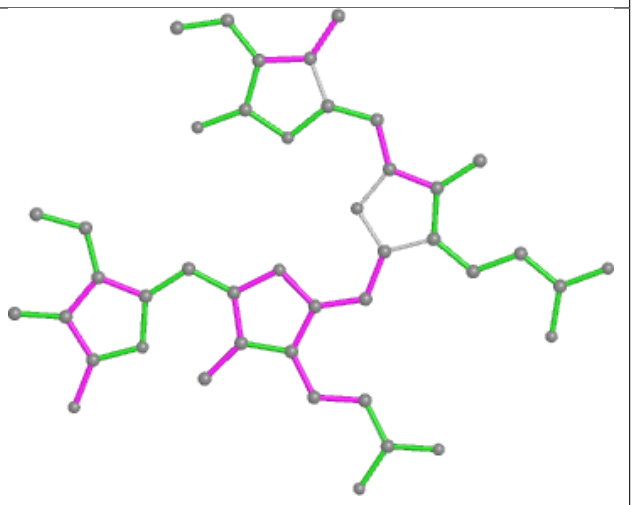

Bond angles

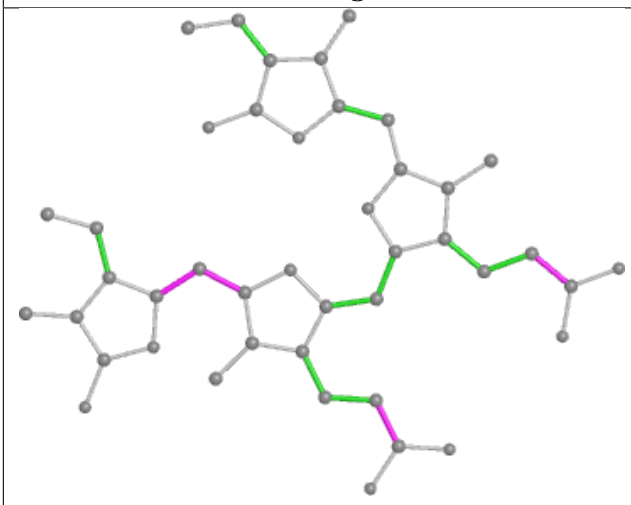

Torsions

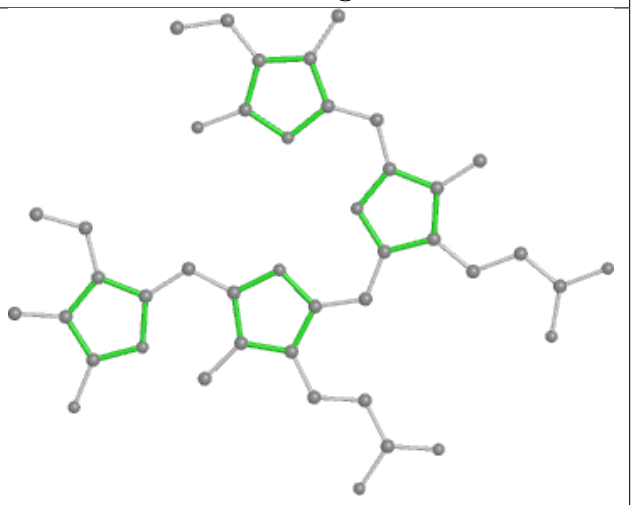

Rings

Ligand PEB l6 201

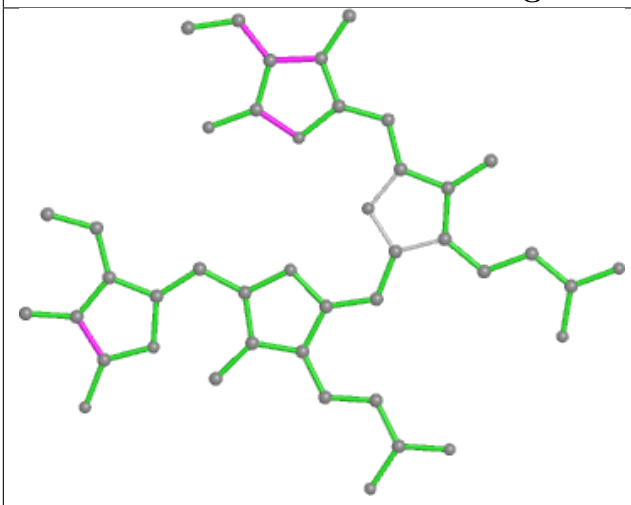

Bond lengths

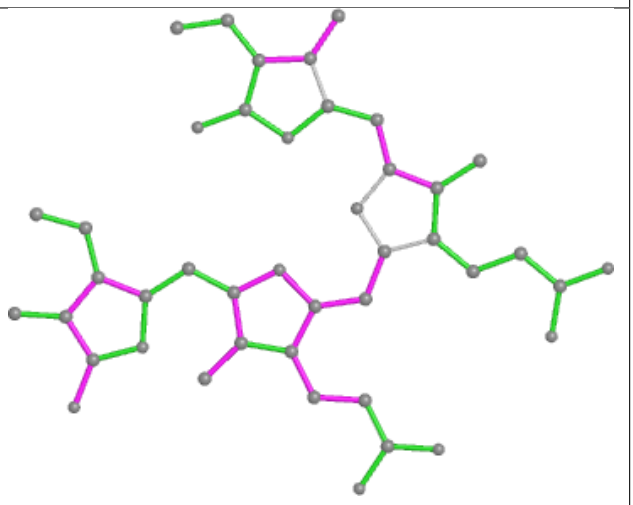

Bond angles

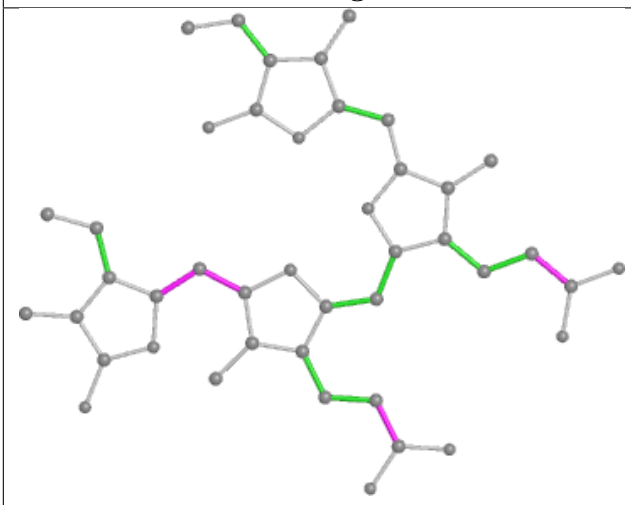

Torsions

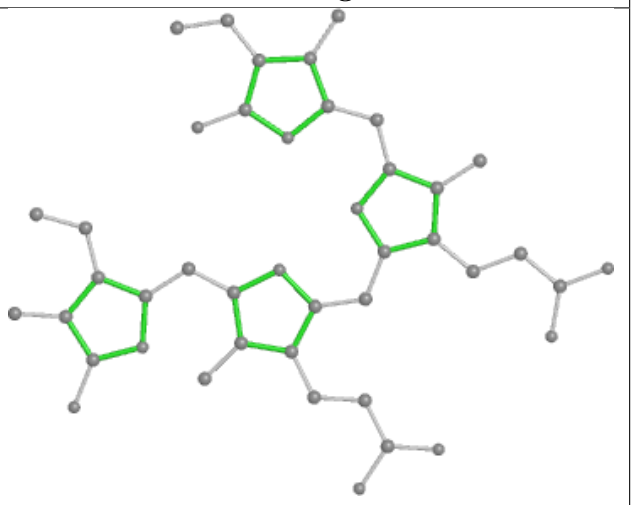

Rings

Ligand PEB G4 202

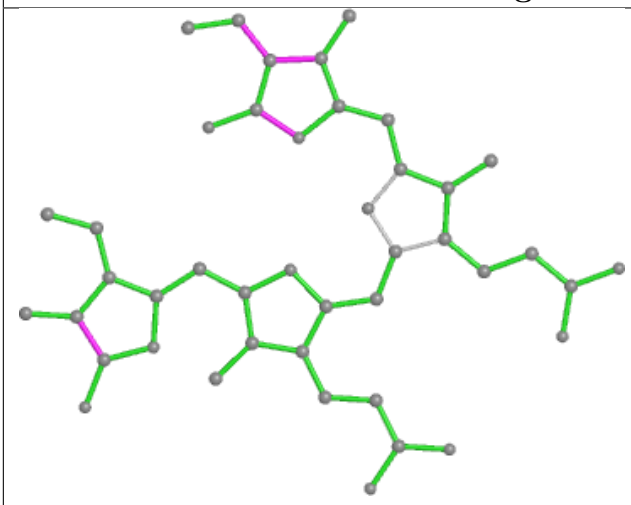

Bond lengths

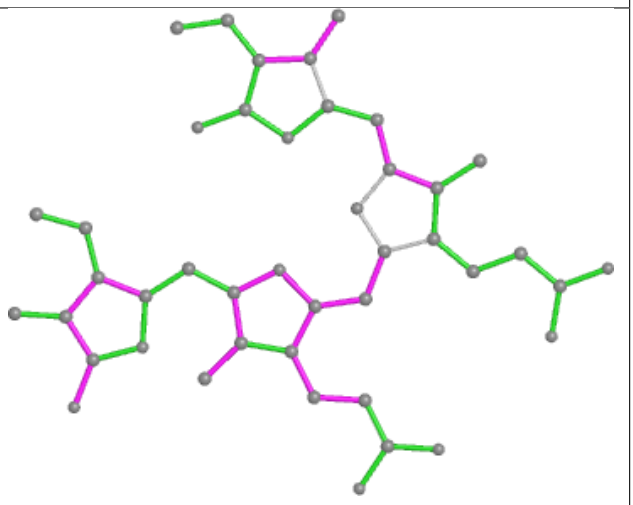

Bond angles

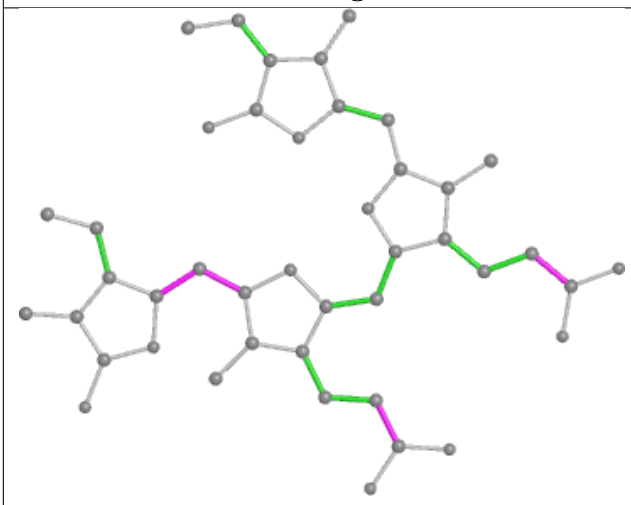

Torsions

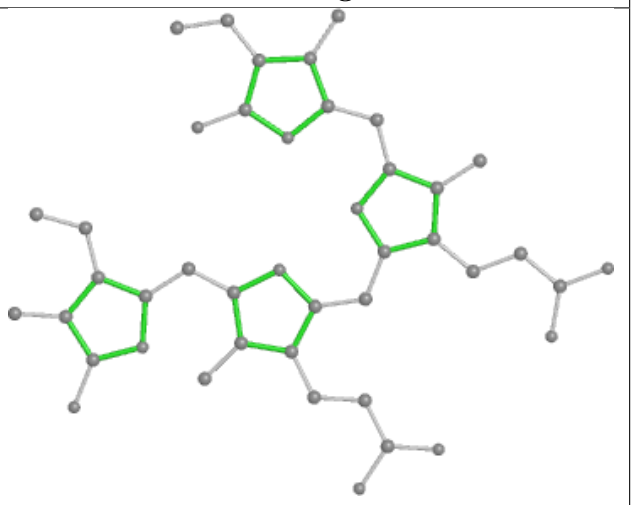

Rings

Ligand PEB M4 201

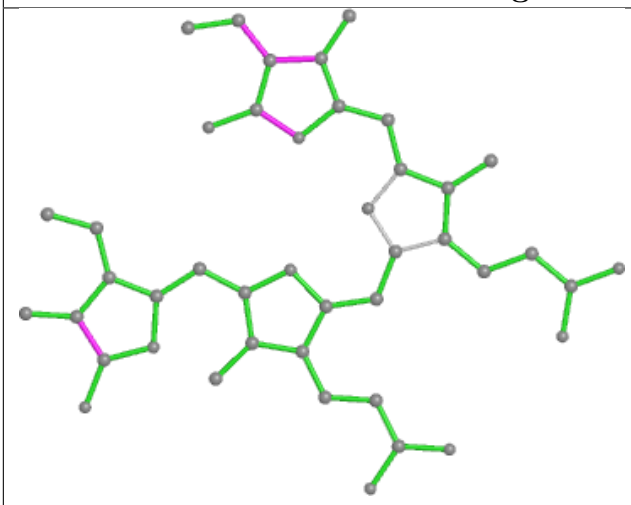

Bond lengths

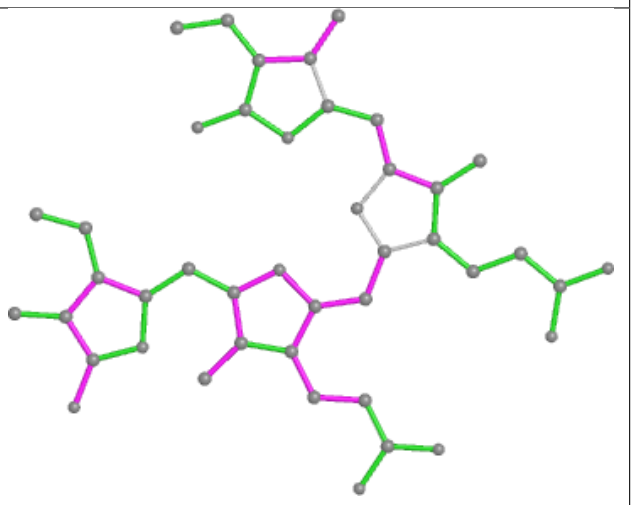

Bond angles

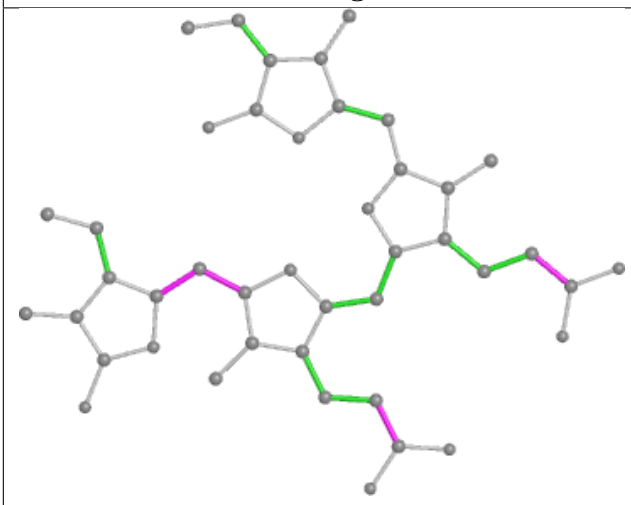

Torsions

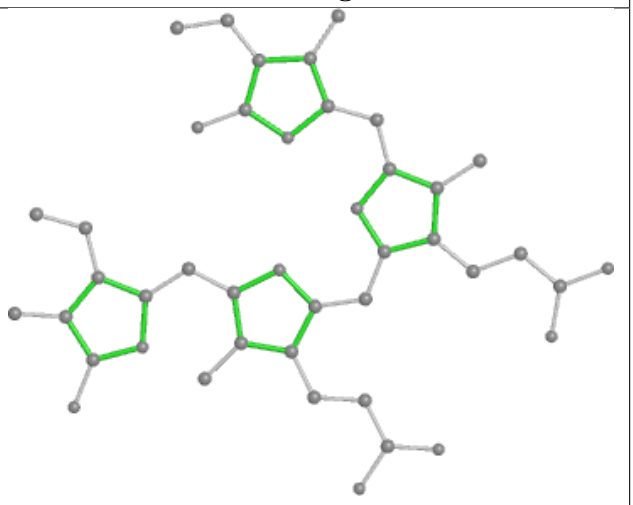

Rings

Ligand PUB hY 405

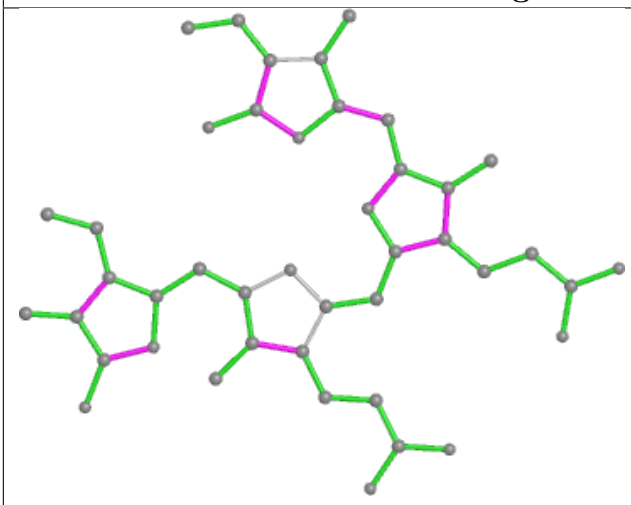

Bond lengths

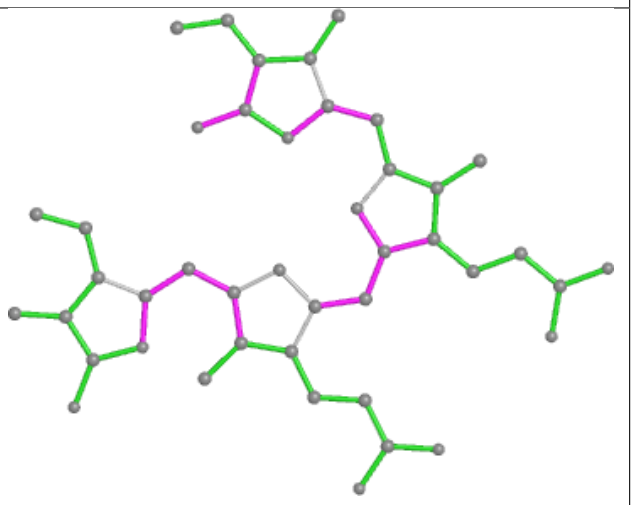

Bond angles

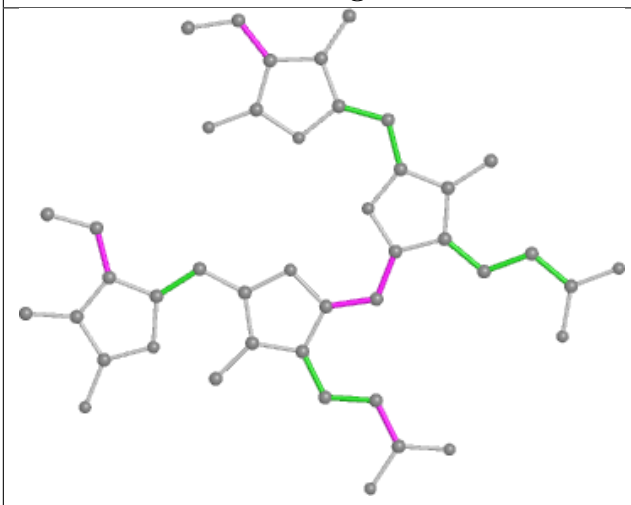

Torsions

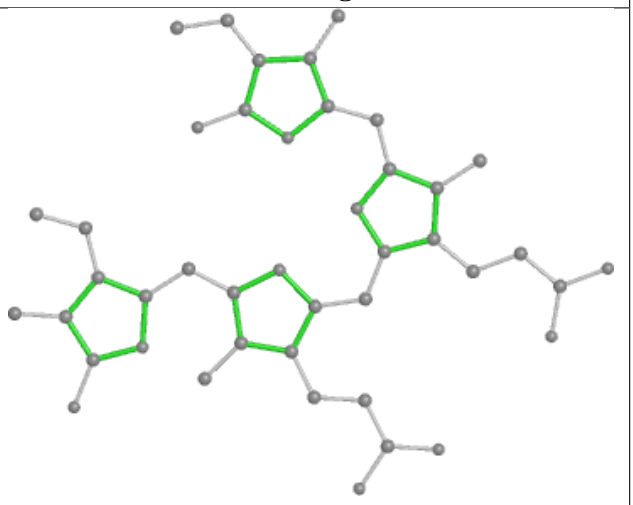

Rings

Ligand PEB cV 201

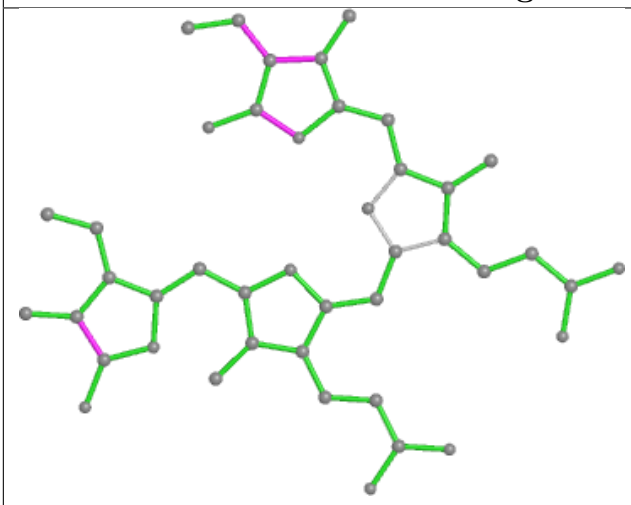

Bond lengths

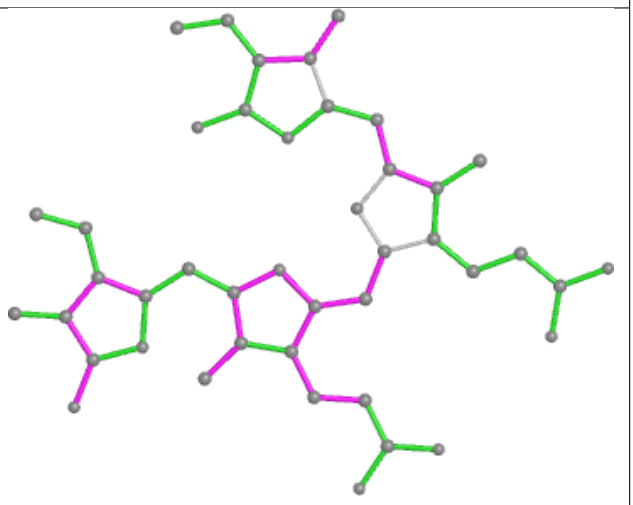

Bond angles

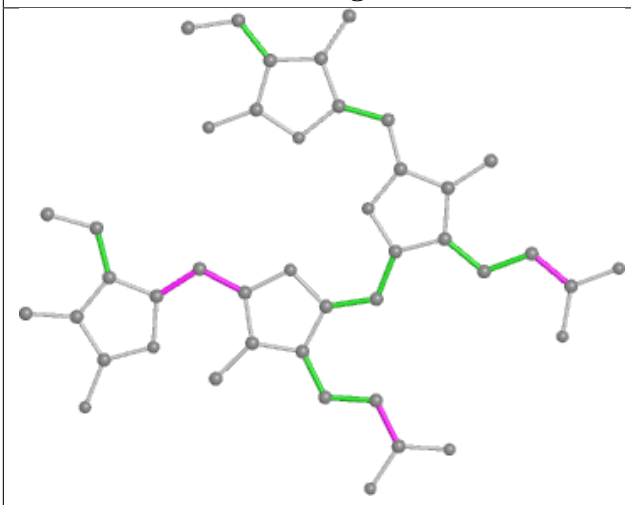

Torsions

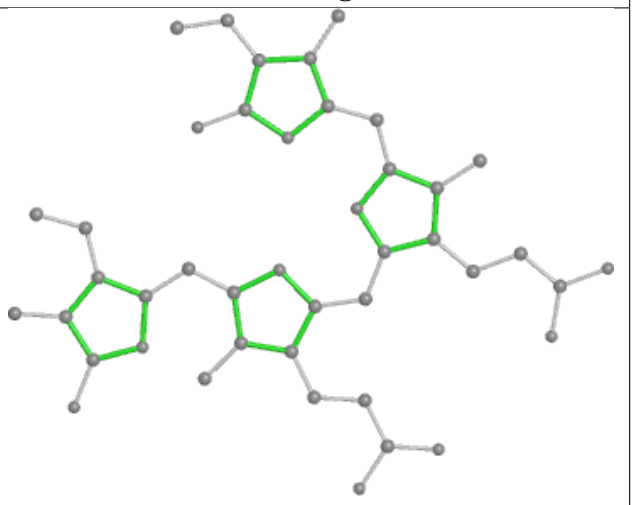

Rings

Ligand PEB m5 1001

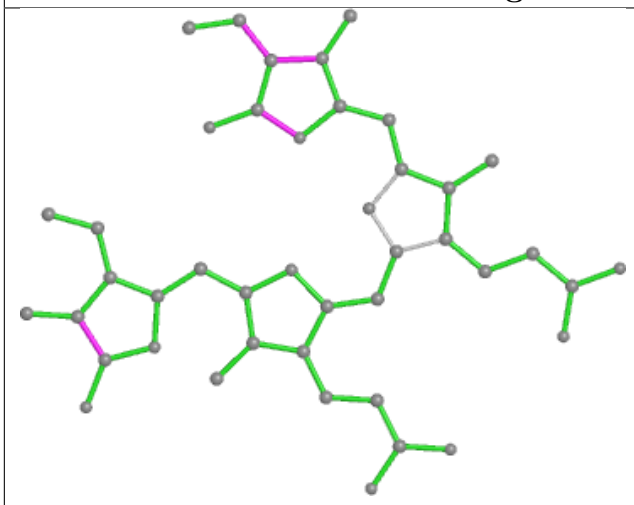

Bond lengths

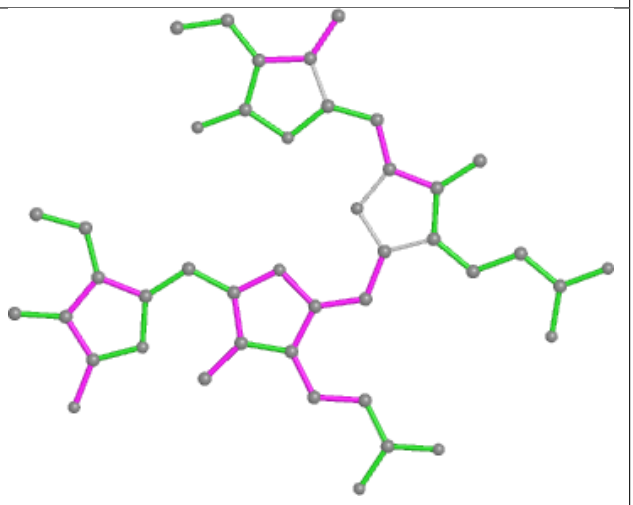

Bond angles

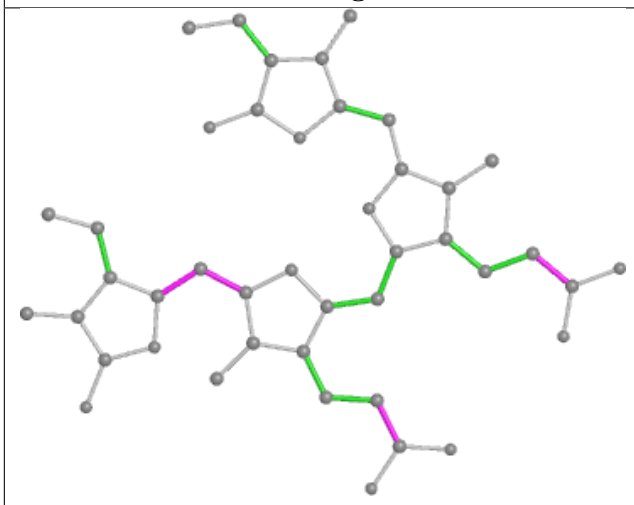

Torsions

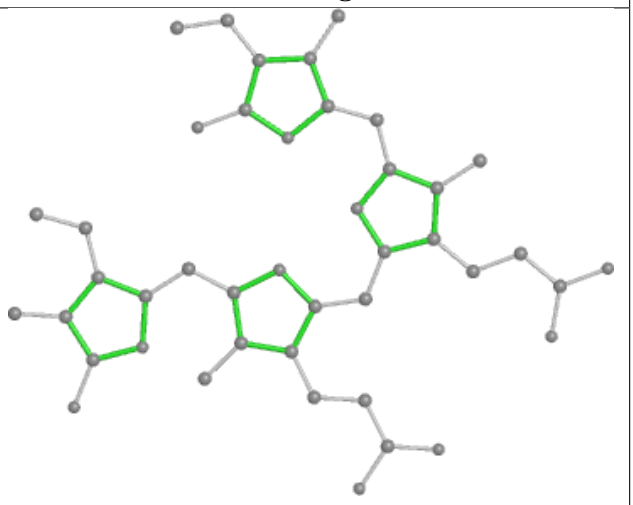

Rings

Ligand PEB f9 202

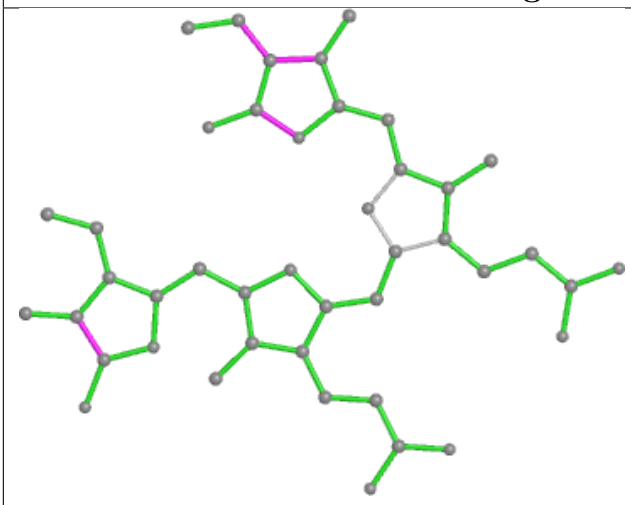

Bond lengths

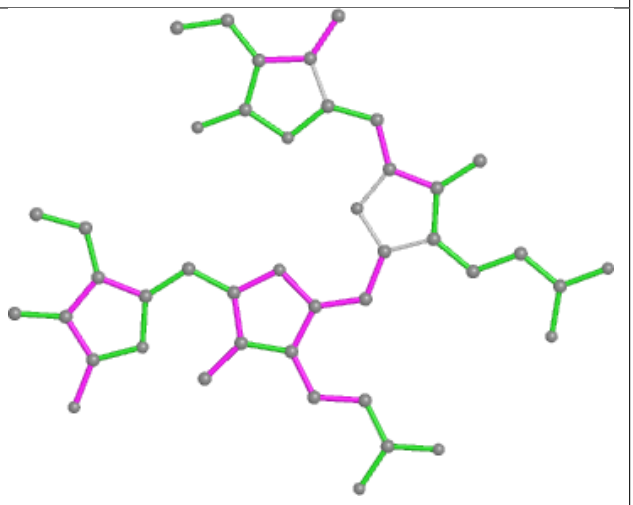

Bond angles

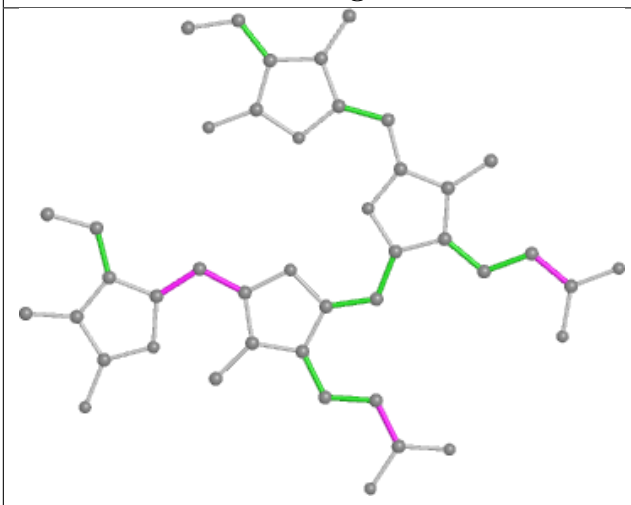

Torsions

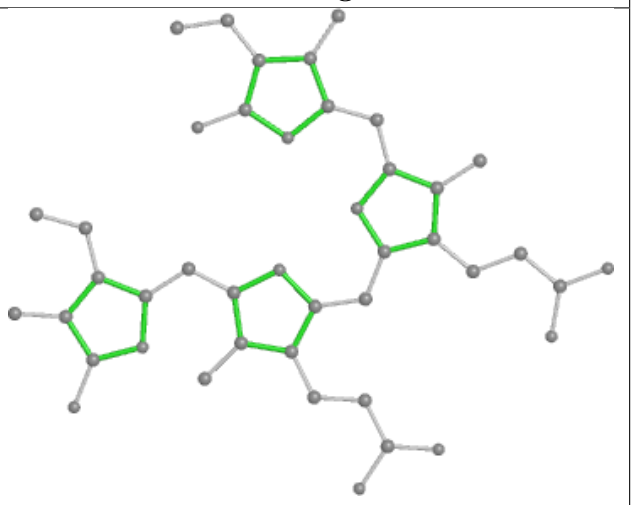

Rings

Ligand PEB jK 1002

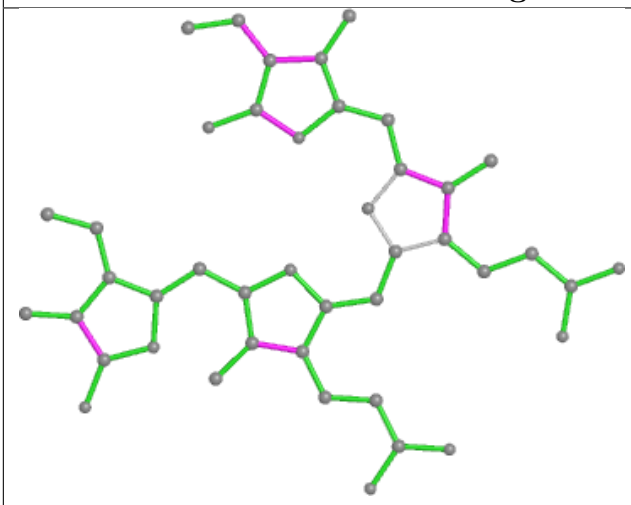

Bond lengths

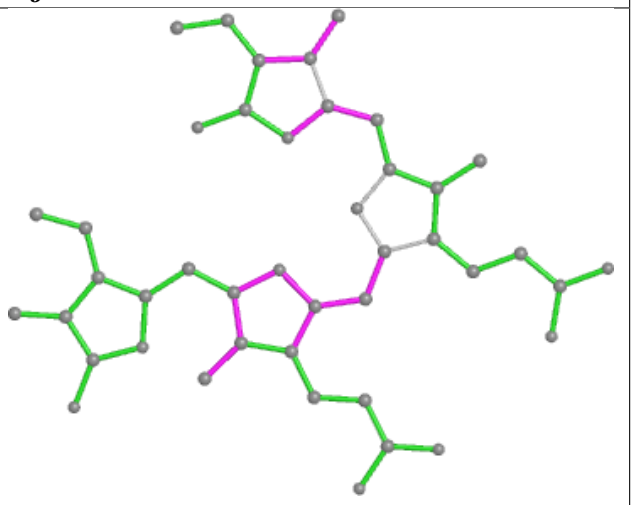

Bond angles

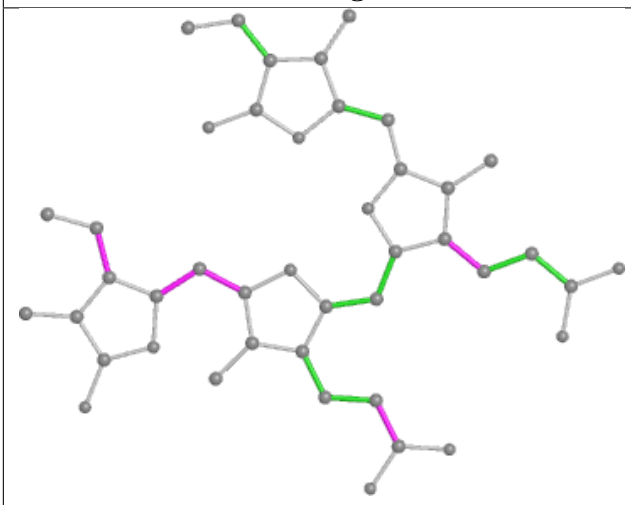

Torsions

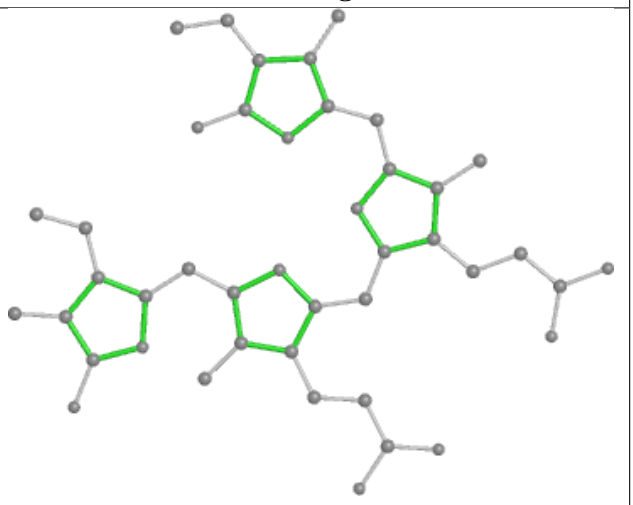

Rings

Ligand PUB r4 202

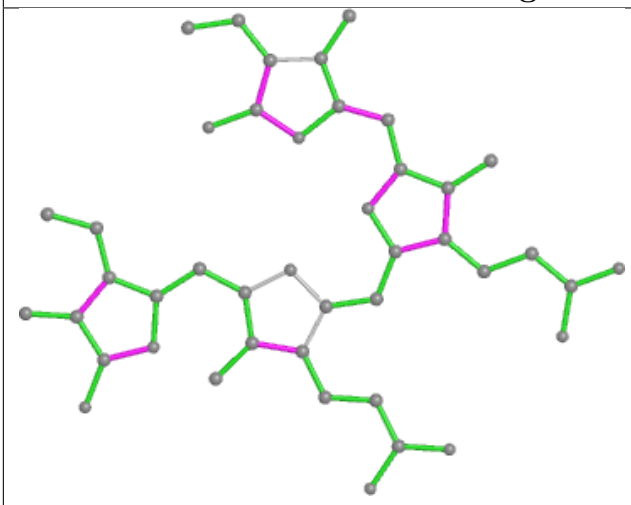

Bond lengths

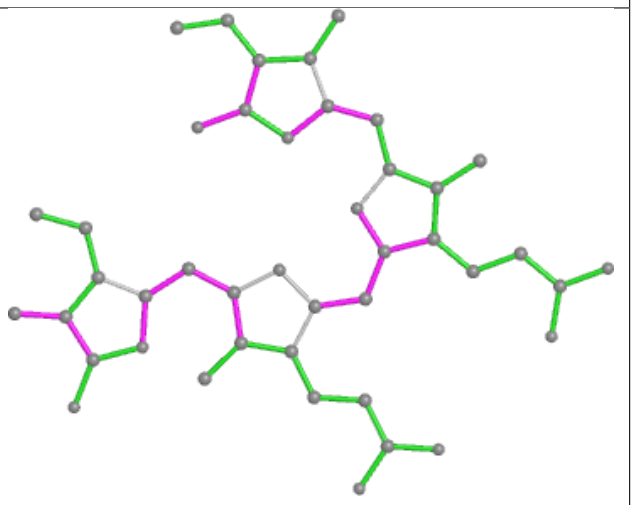

Bond angles

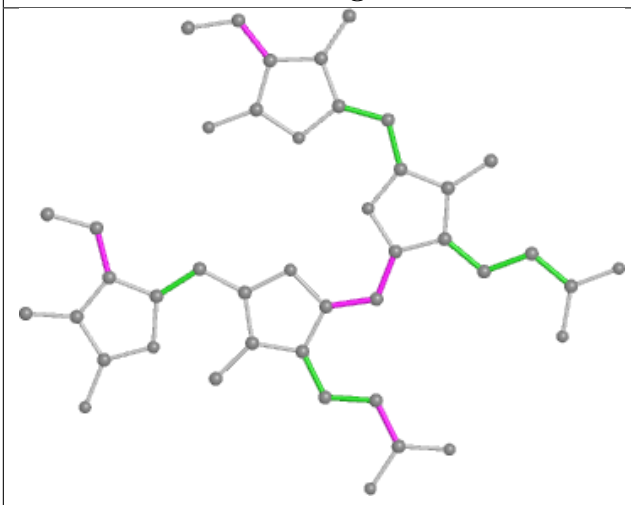

Torsions

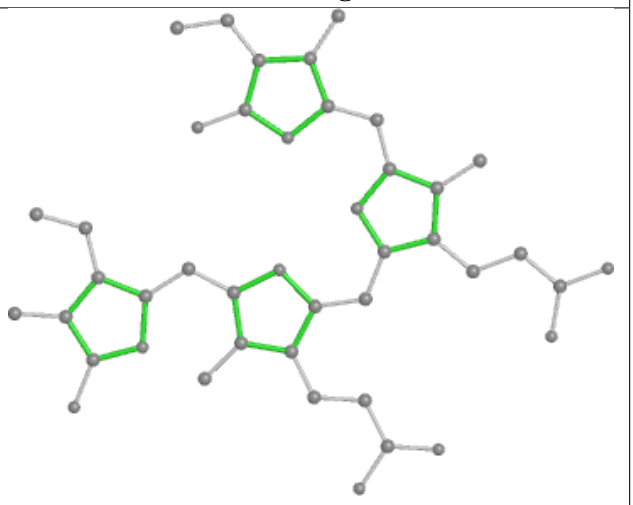

Rings

Ligand PEB aZ 301

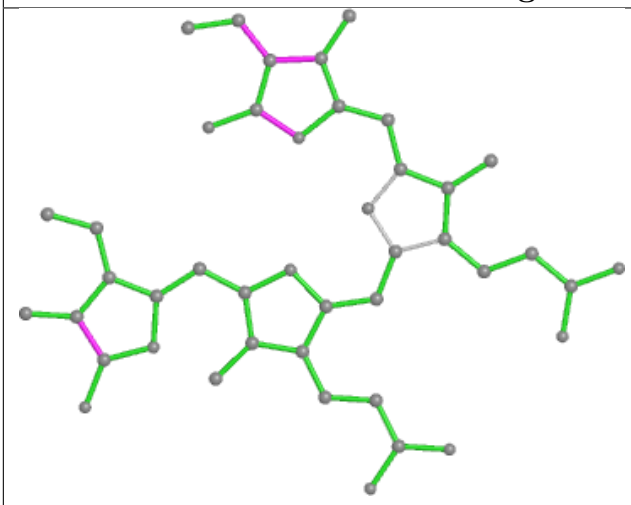

Bond lengths

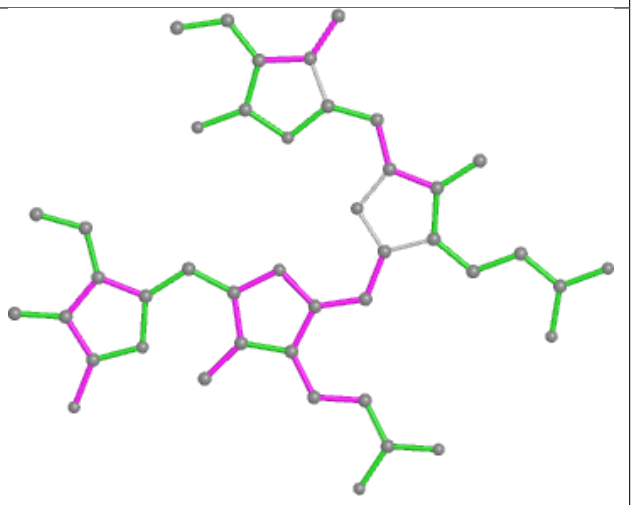

Bond angles

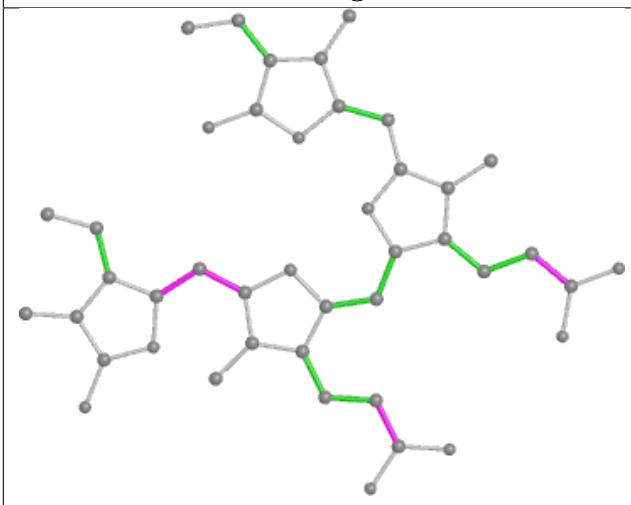

Torsions

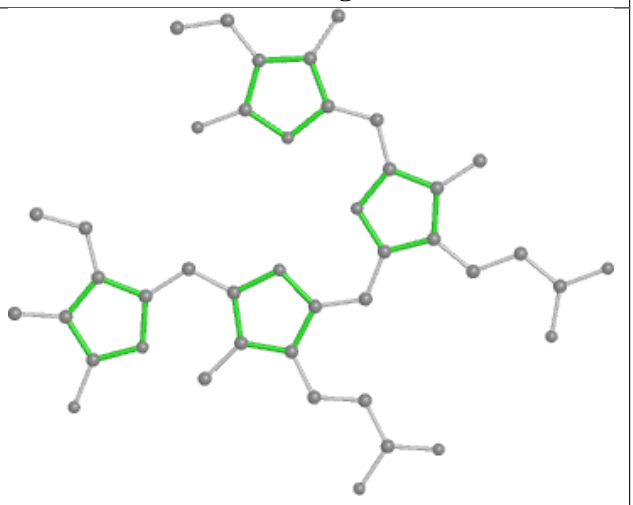

Rings

Ligand PEB P3 201

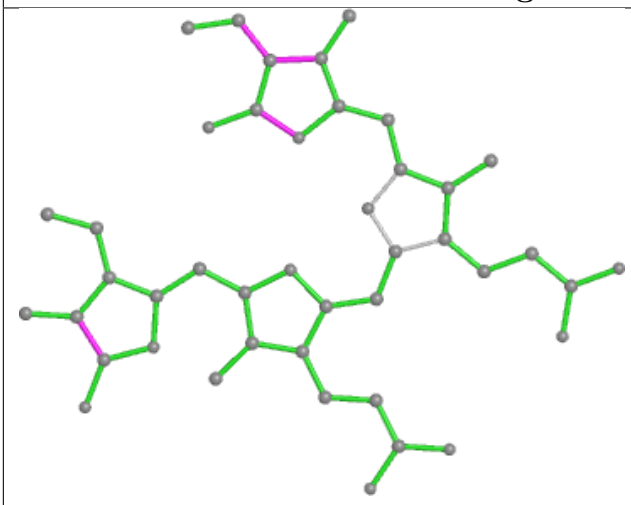

Bond lengths

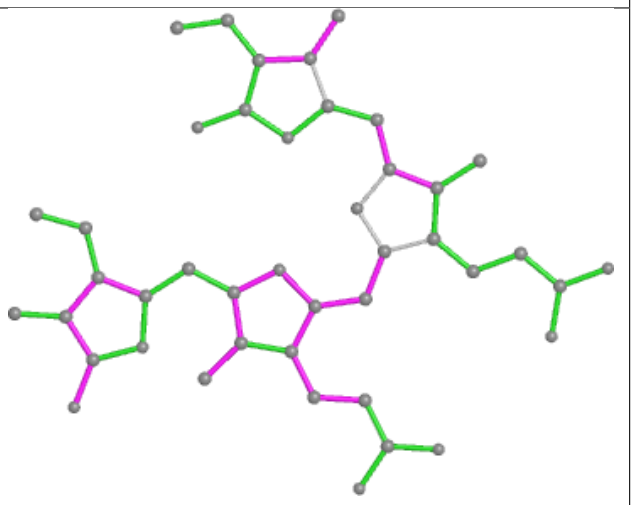

Bond angles

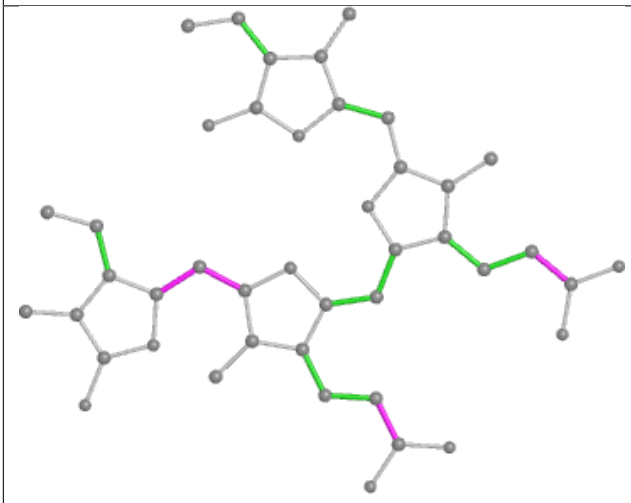

Torsions

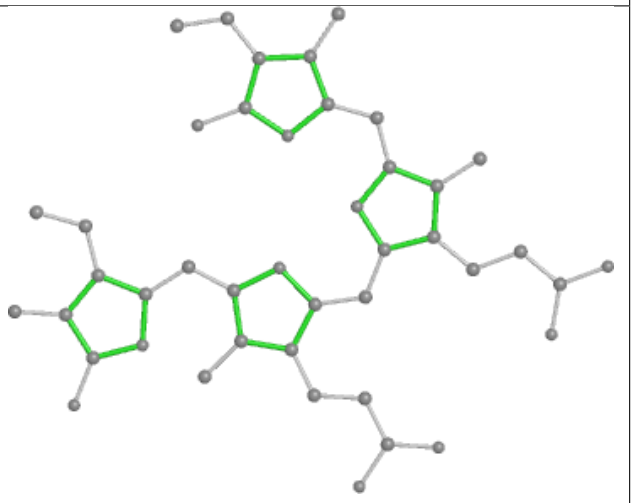

Rings

Ligand PEB cI 201

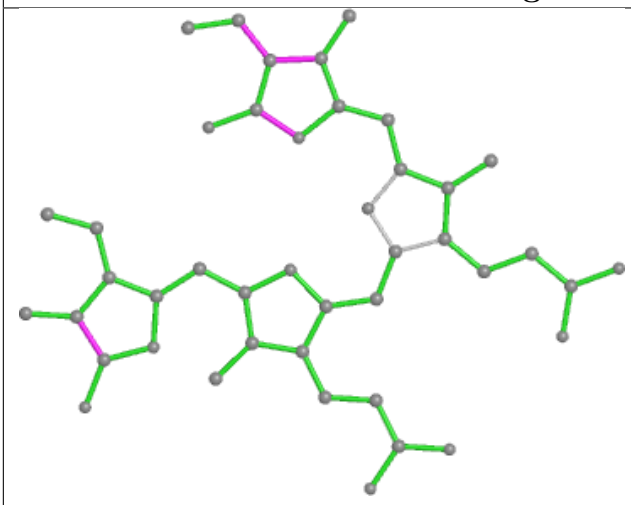

Bond lengths

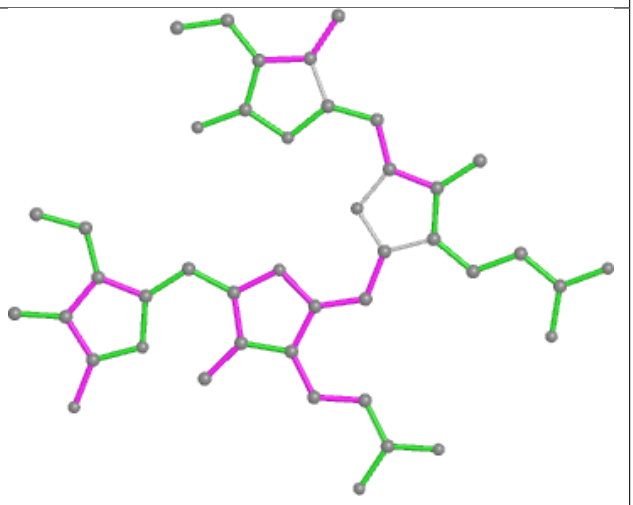

Bond angles

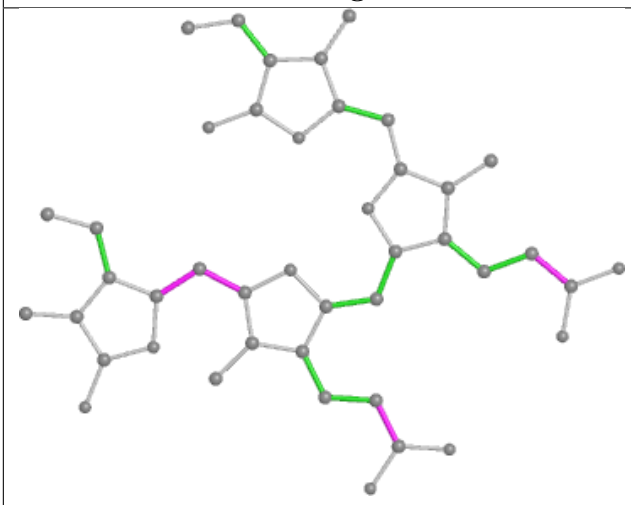

Torsions

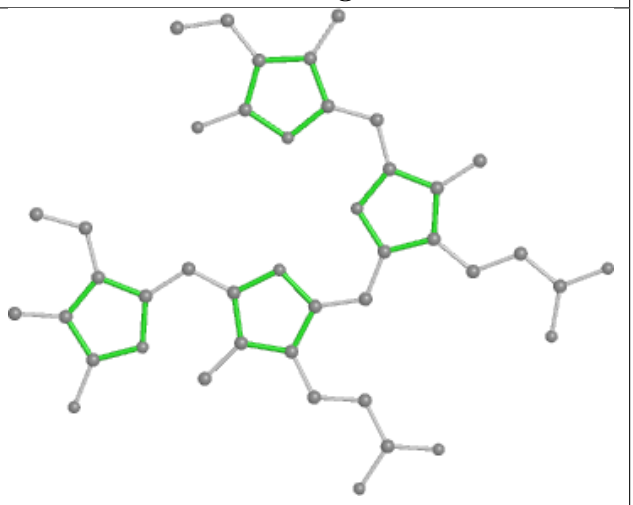

Rings

Ligand PEB k5 201

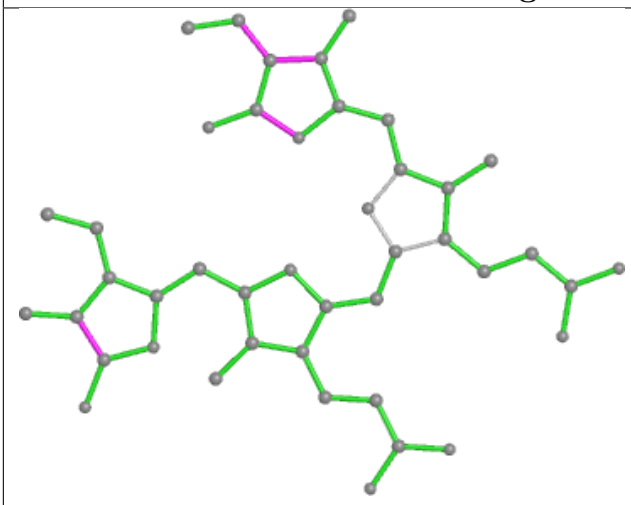

Bond lengths

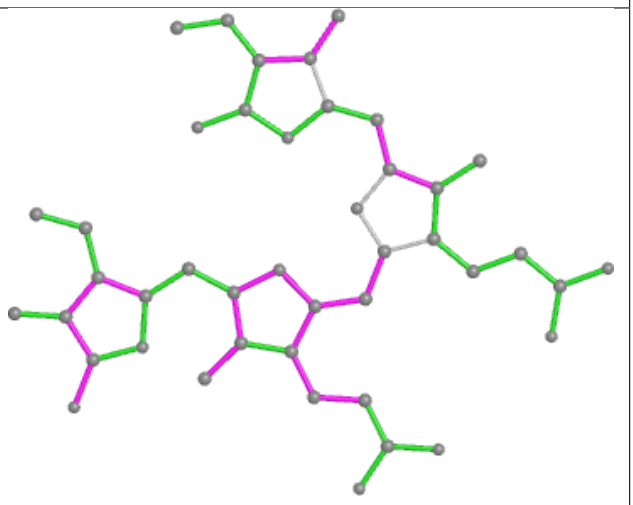

Bond angles

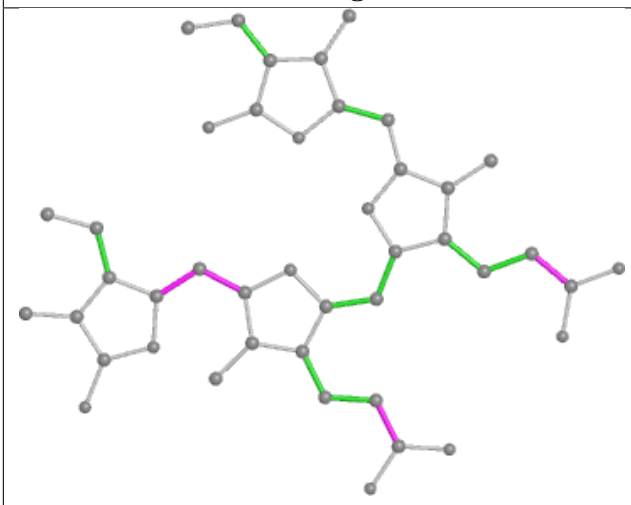

Torsions

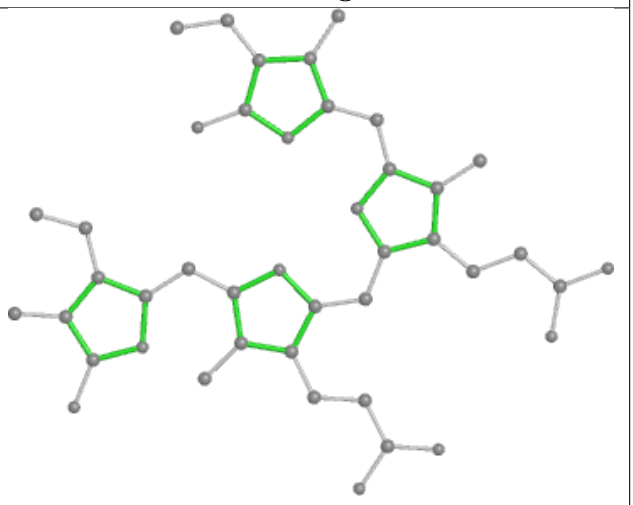

Rings

Ligand PUB T3 203

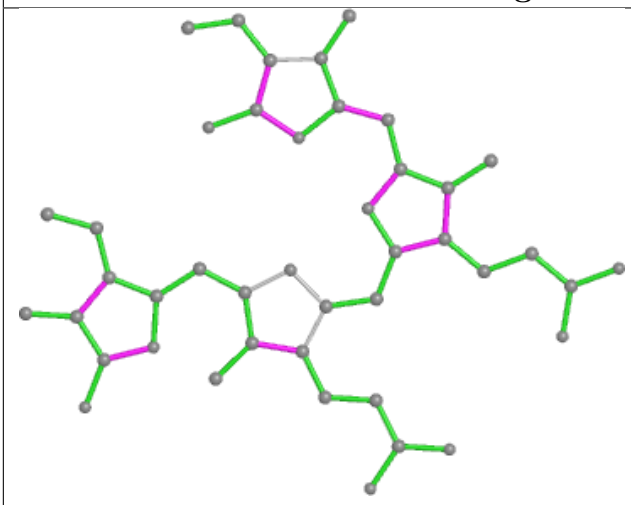

Bond lengths

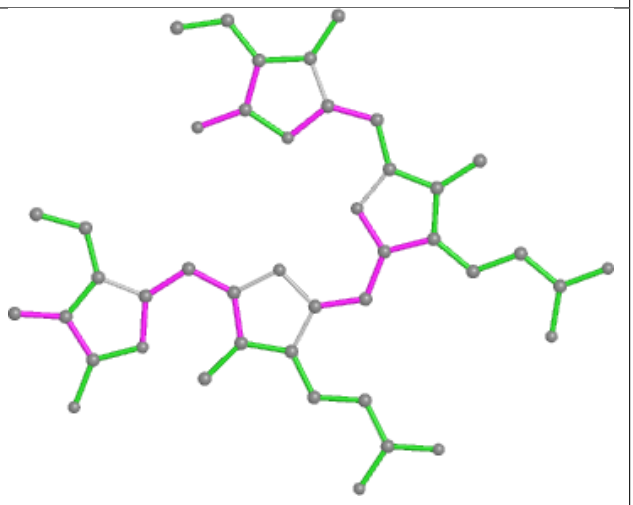

Bond angles

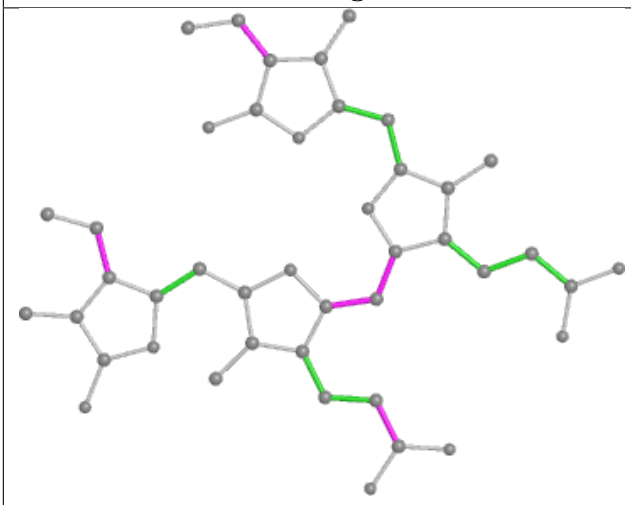

Torsions

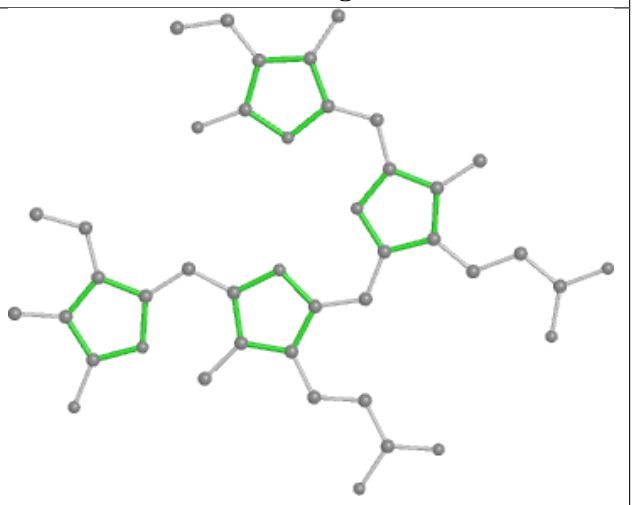

Rings

Ligand PEB aY 402

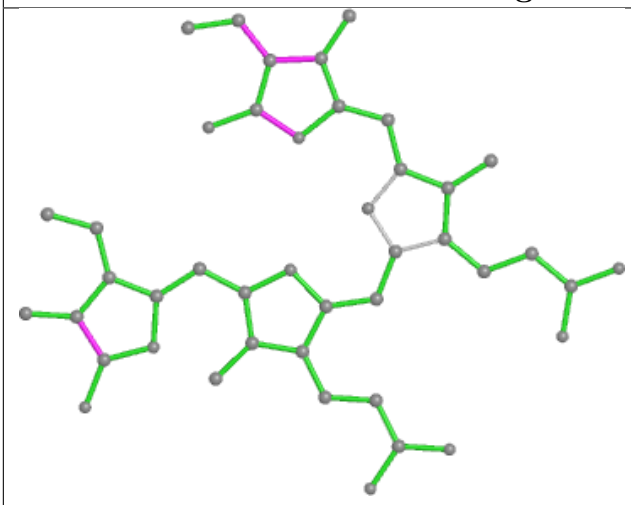

Bond lengths

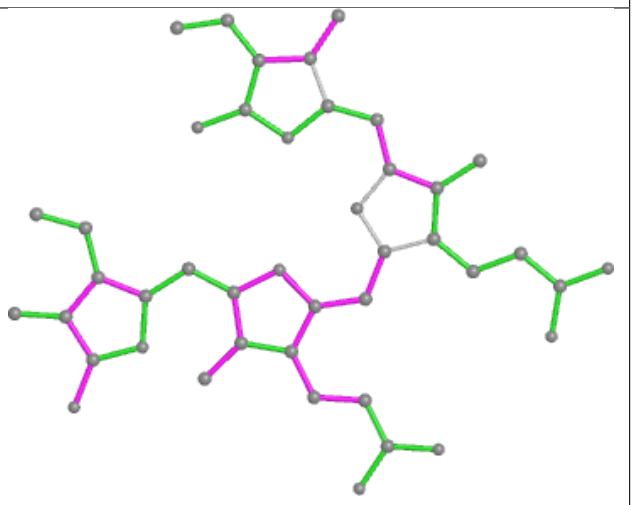

Bond angles

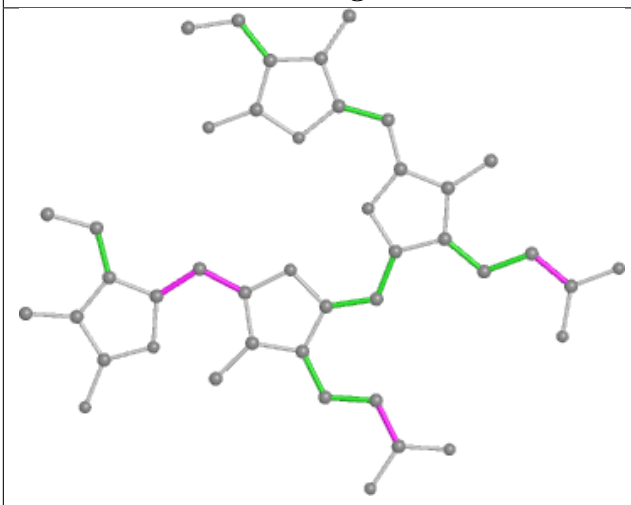

Torsions

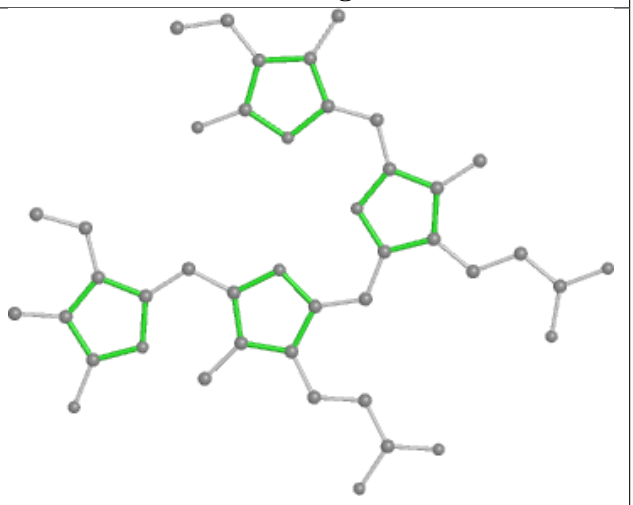

Rings

Ligand PUB dT 203

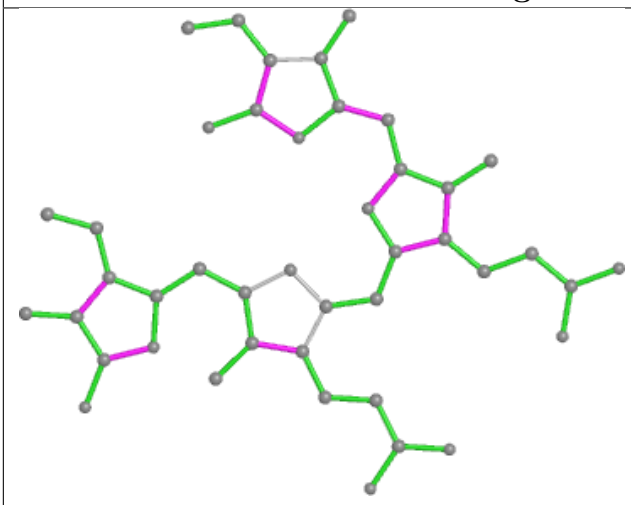

Bond lengths

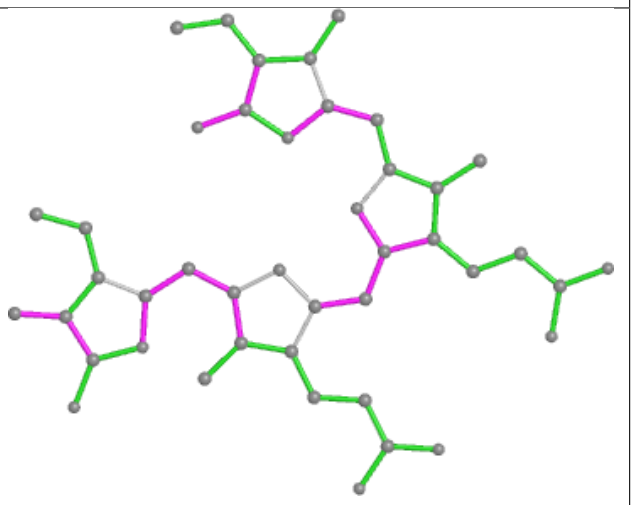

Bond angles

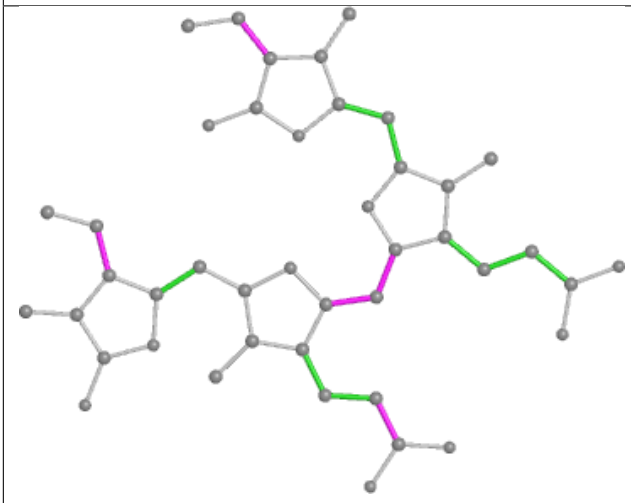

Torsions

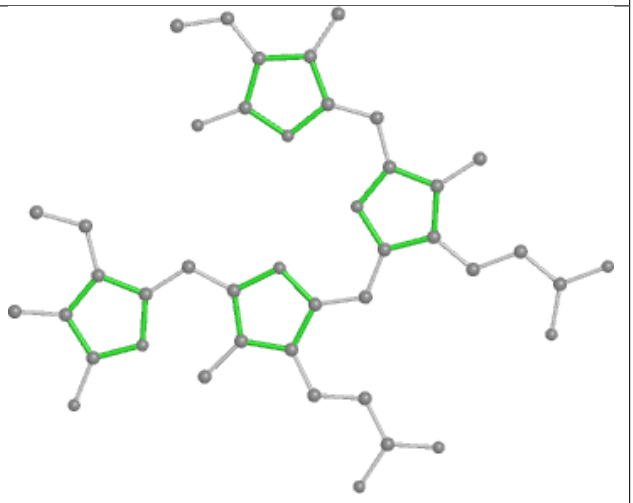

Rings

Ligand PEB bu 202

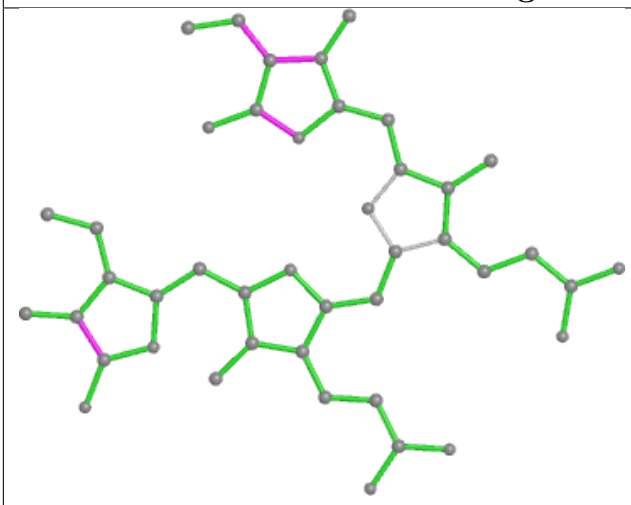

Bond lengths

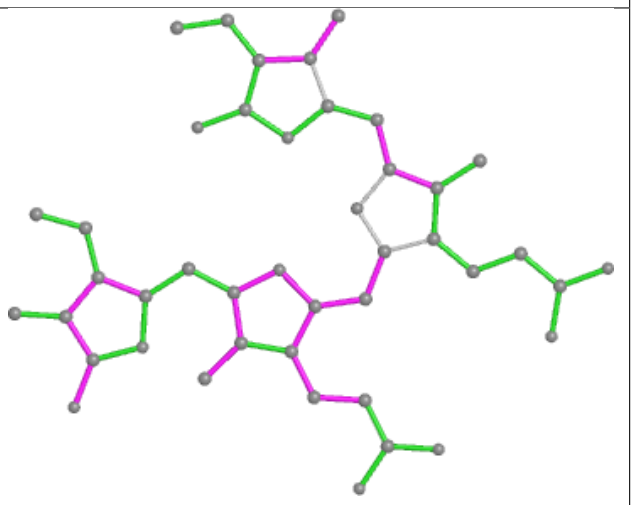

Bond angles

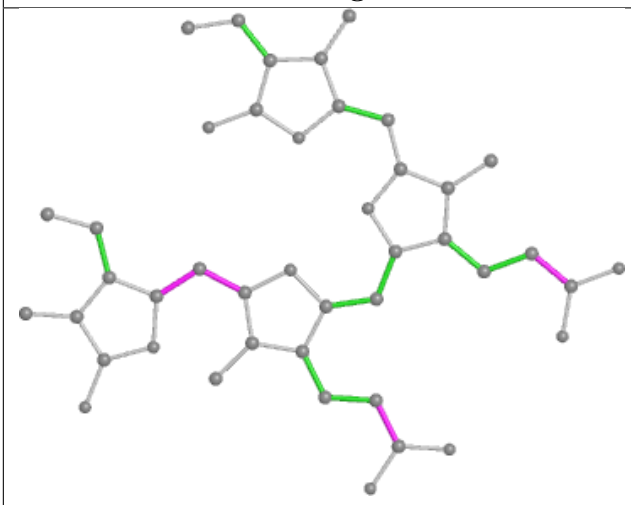

Torsions

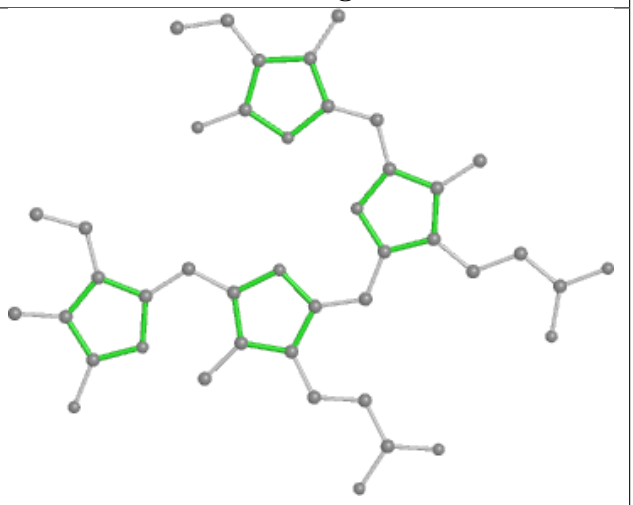

Rings

Ligand PEB m7 202

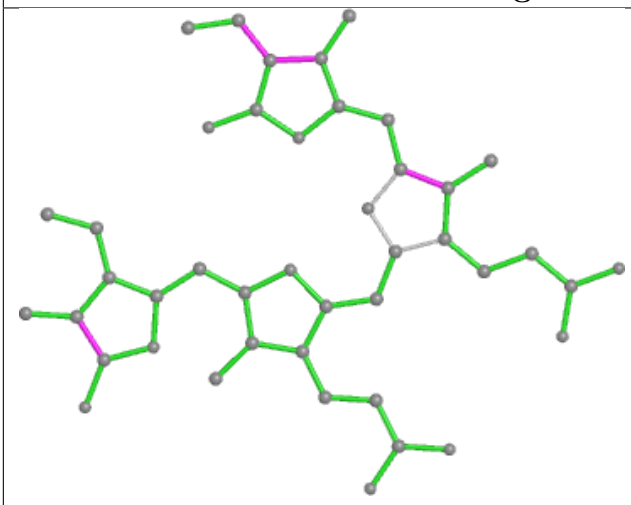

Bond lengths

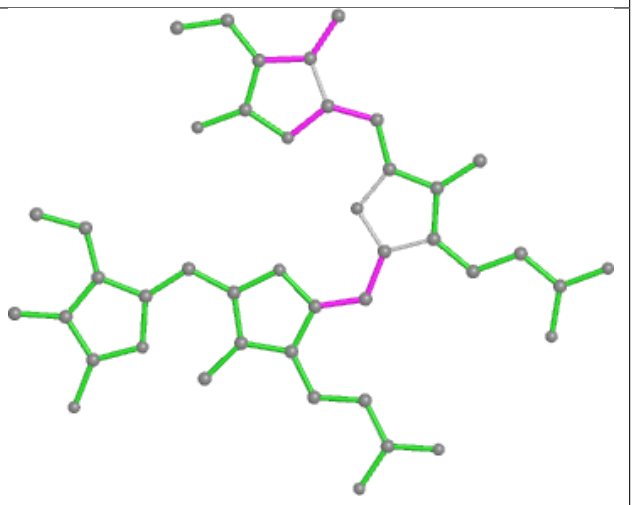

Bond angles

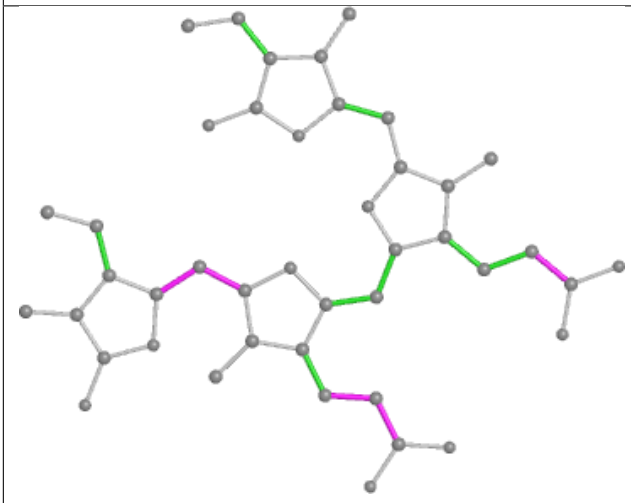

Torsions

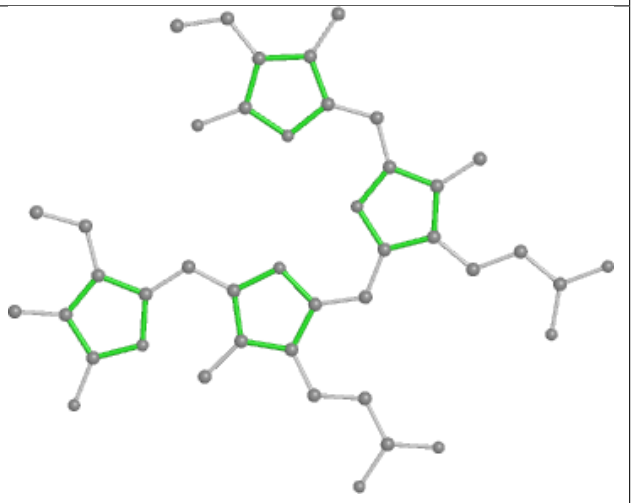

Rings

Ligand PEB dT 202

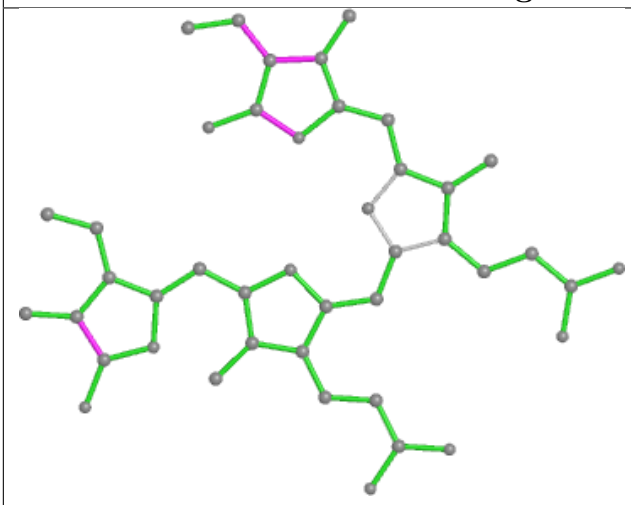

Bond lengths

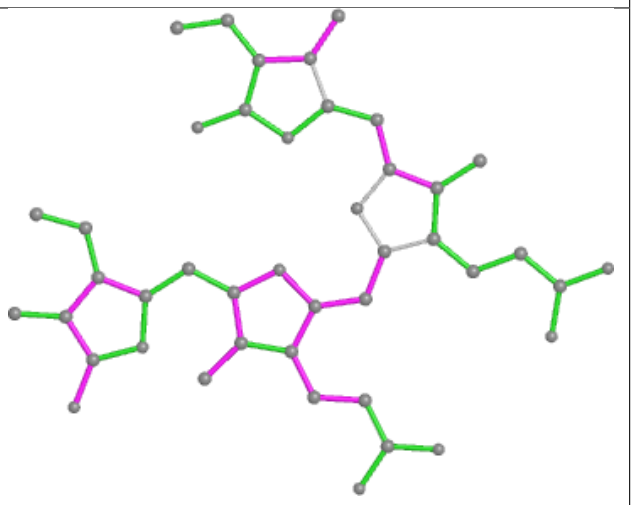

Bond angles

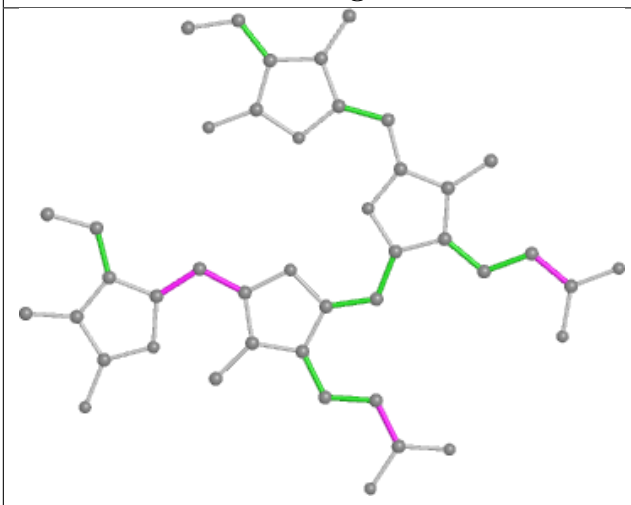

Torsions

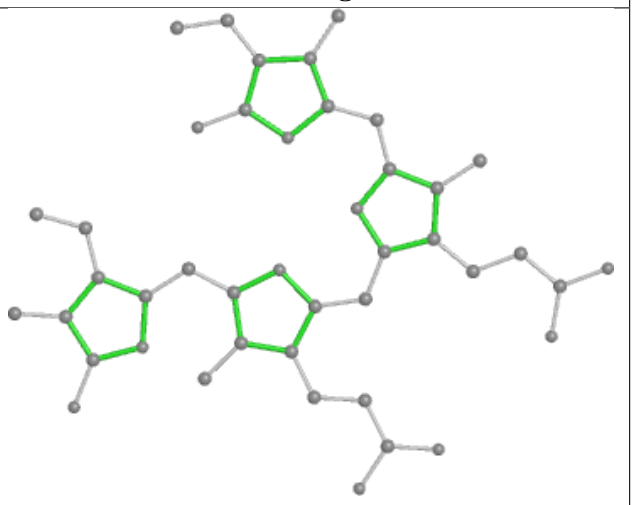

Rings

Ligand PUB dB 202

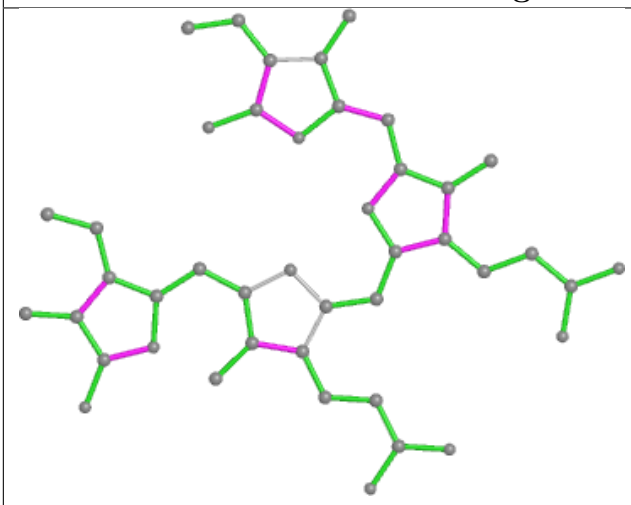

Bond lengths

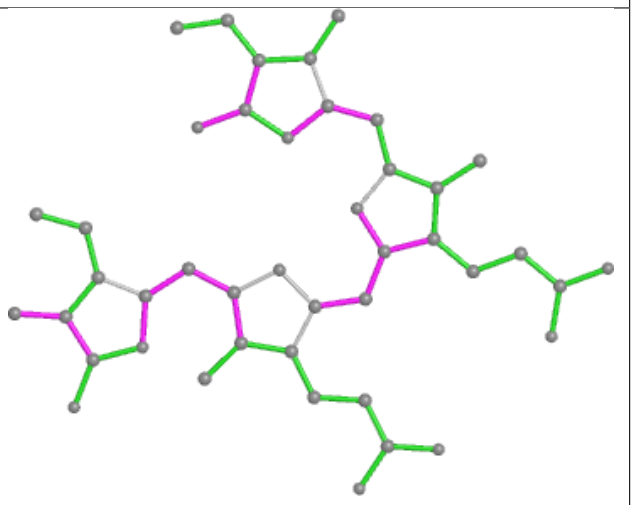

Bond angles

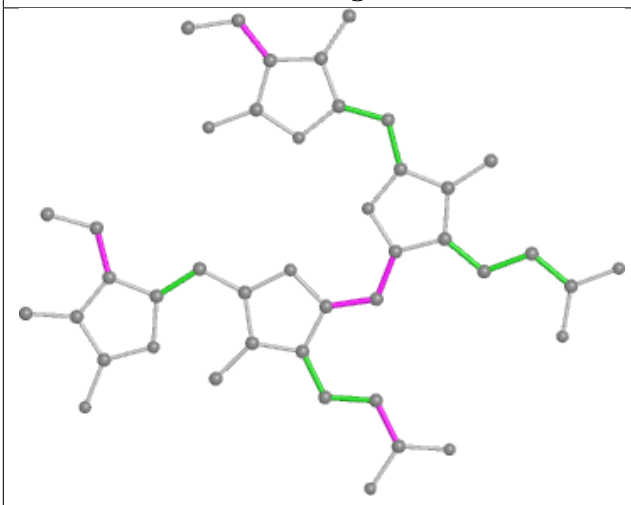

Torsions

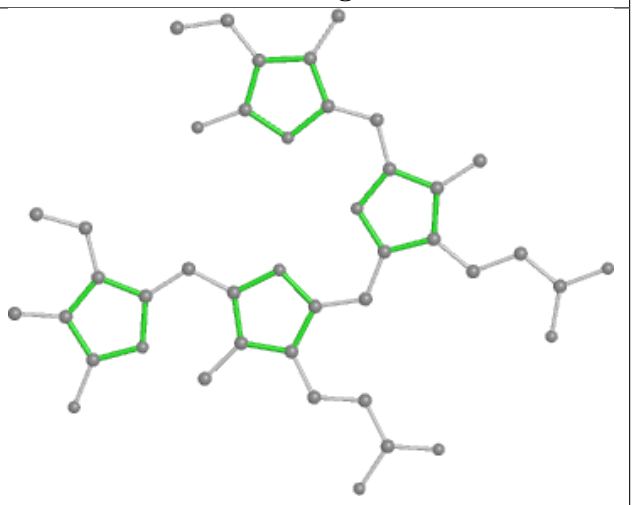

Rings

Ligand PEB as 202

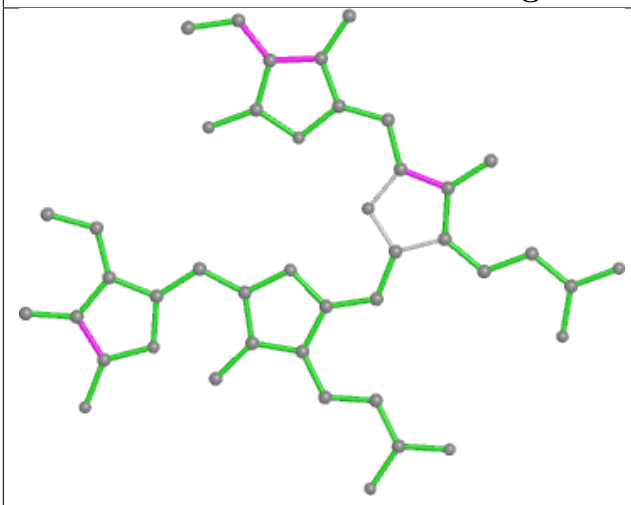

Bond lengths

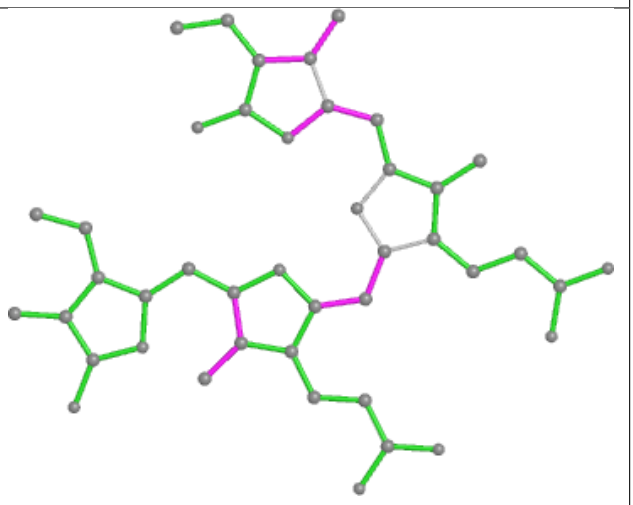

Bond angles

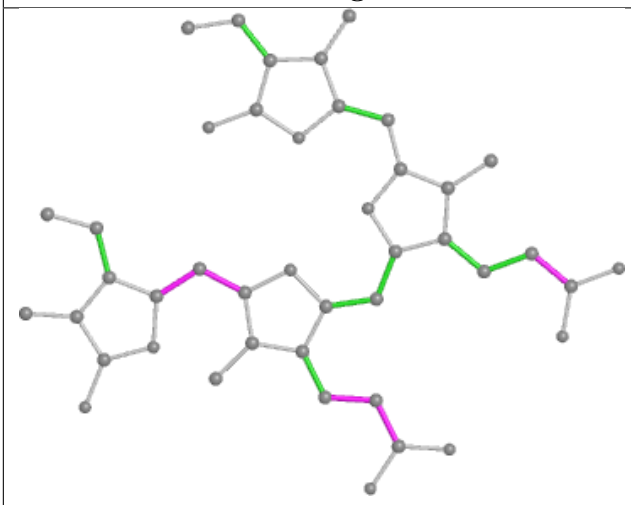

Torsions

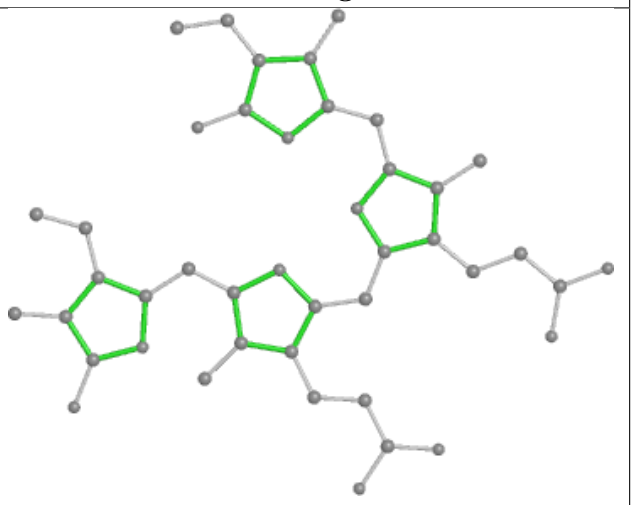

Rings

Ligand PEB j6 202

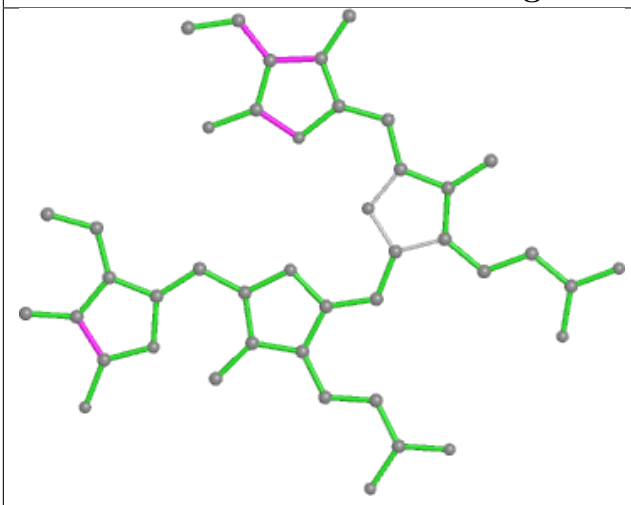

Bond lengths

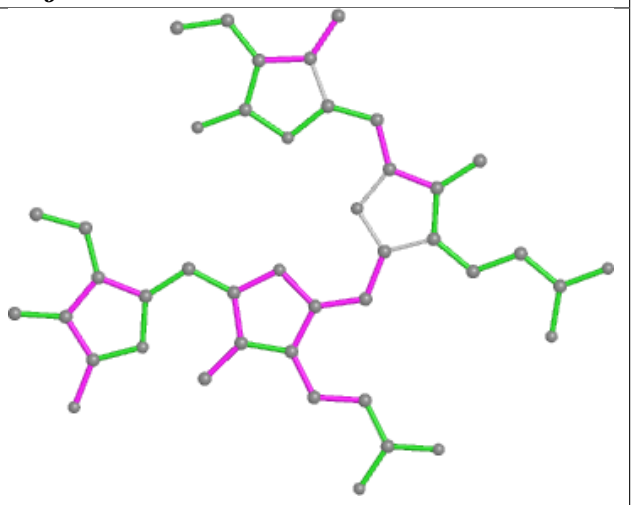

Bond angles

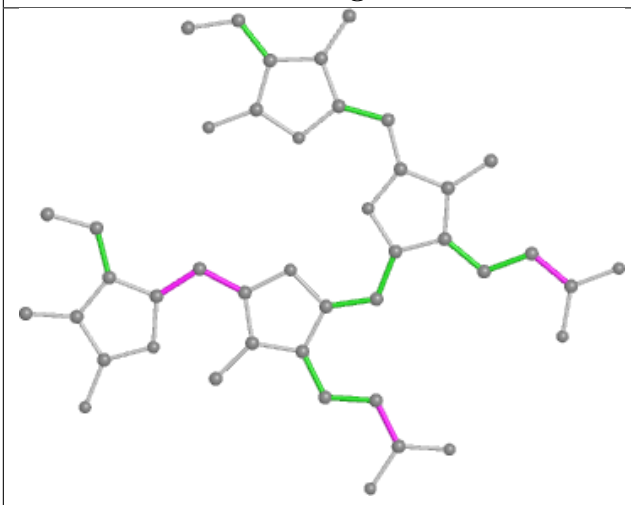

Torsions

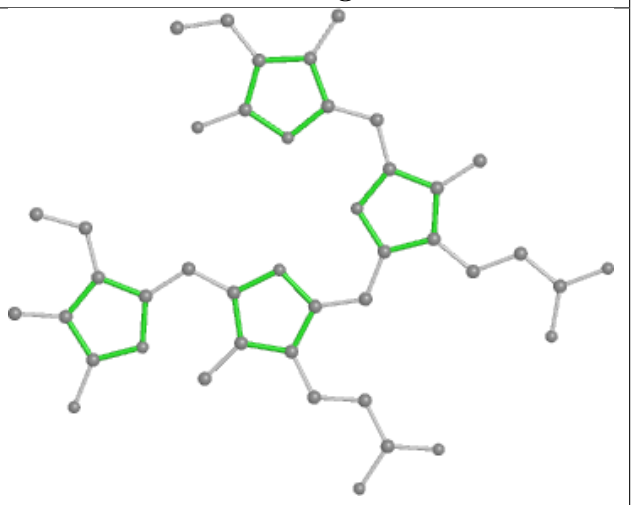

Rings

Ligand PEB cV 202

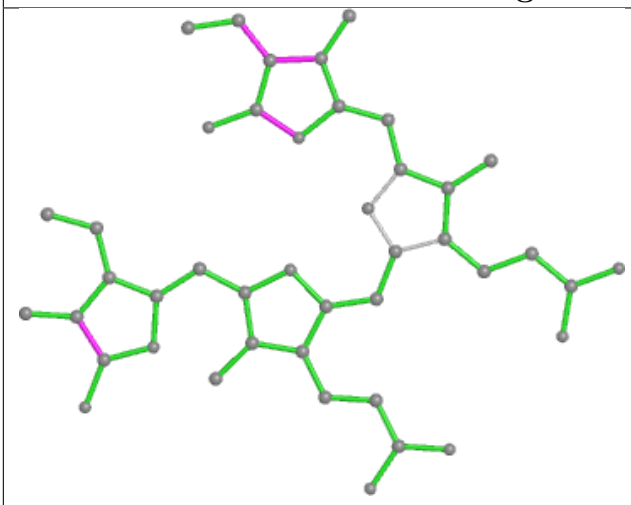

Bond lengths

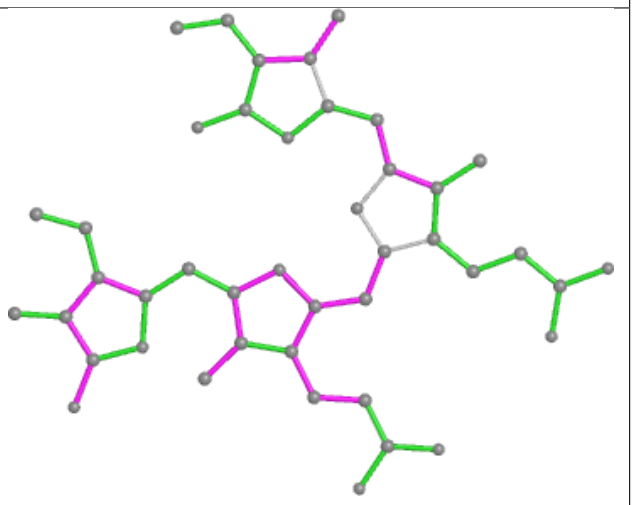

Bond angles

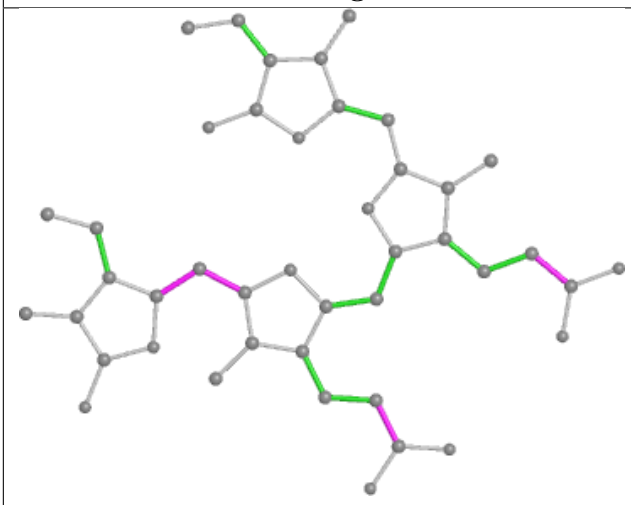

Torsions

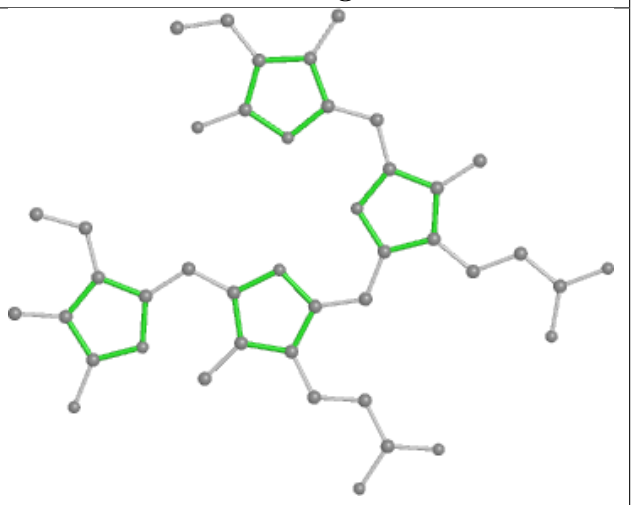

Rings

Ligand PEB x7 202

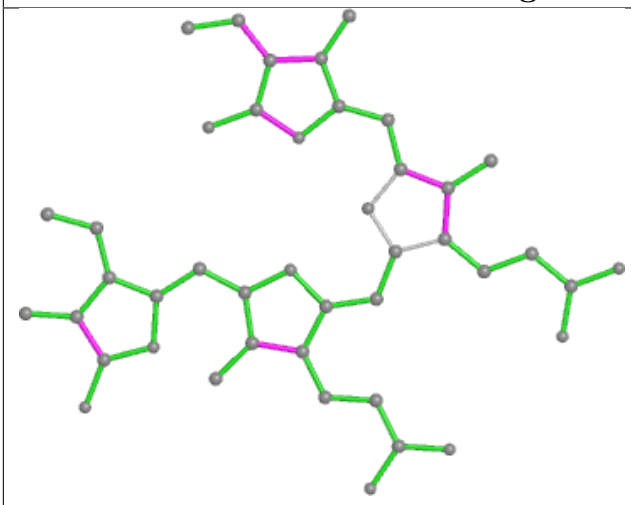

Bond lengths

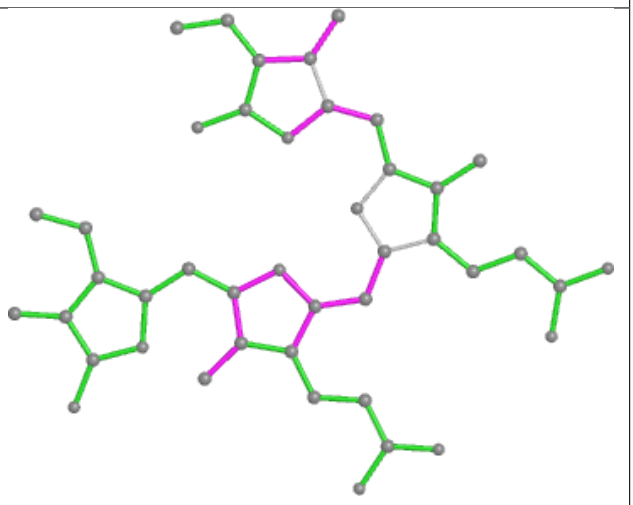

Bond angles

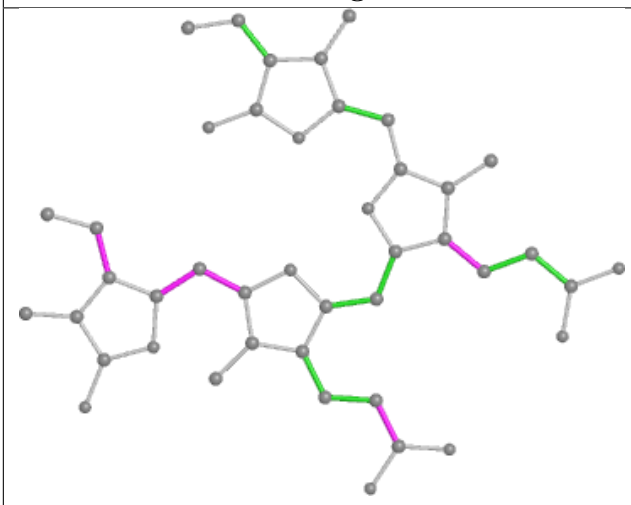

Torsions

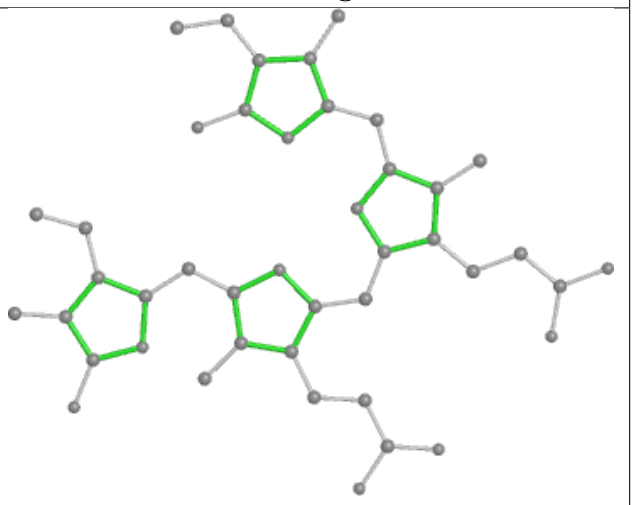

Rings

Ligand PEB f7 202

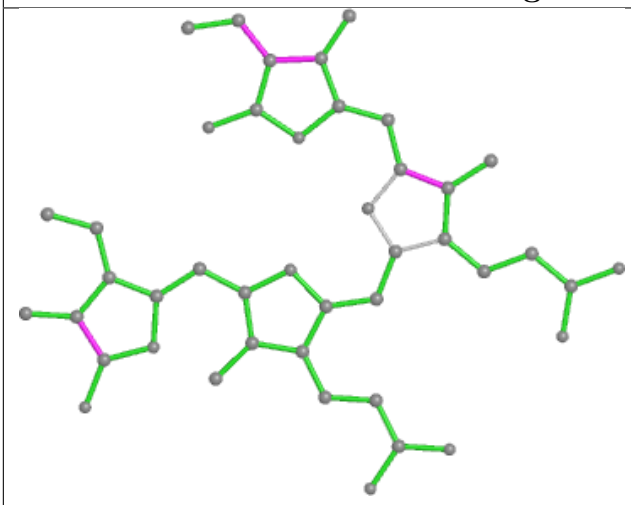

Bond lengths

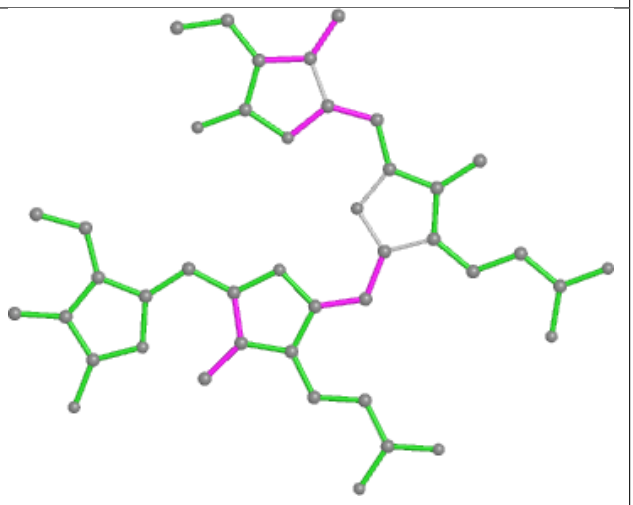

Bond angles

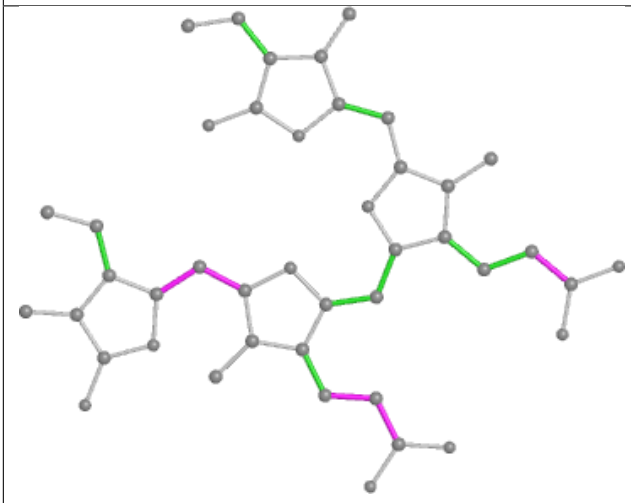

Torsions

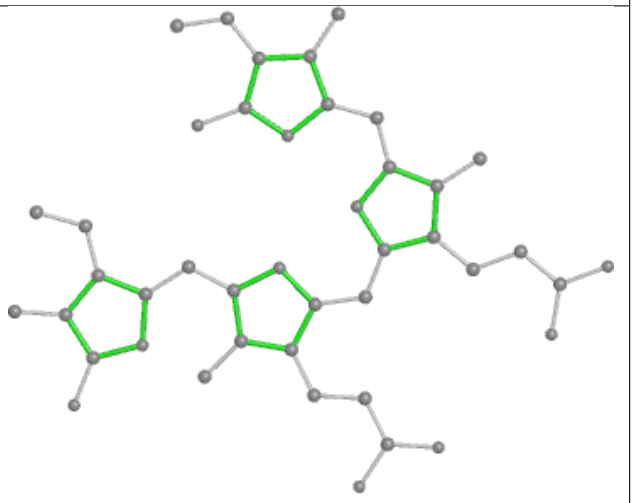

Rings

Ligand PEB el 202

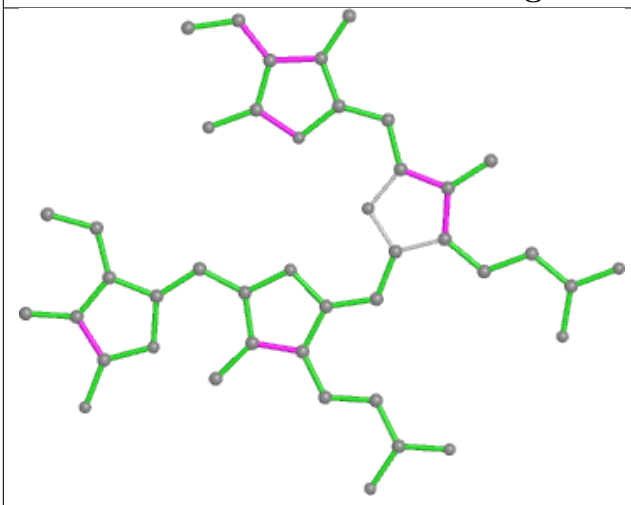

Bond lengths

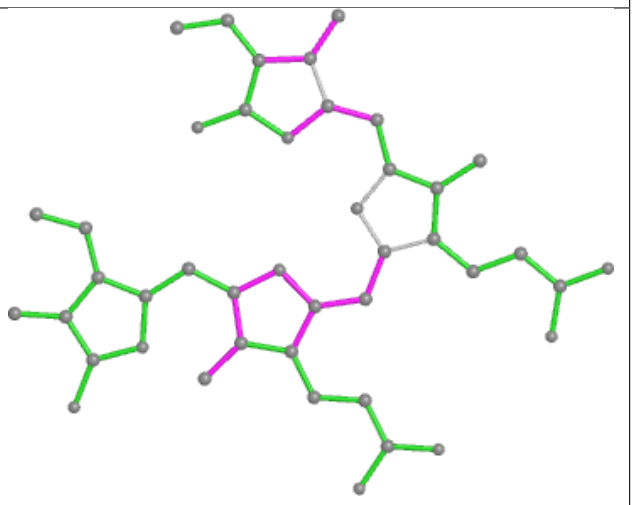

Bond angles

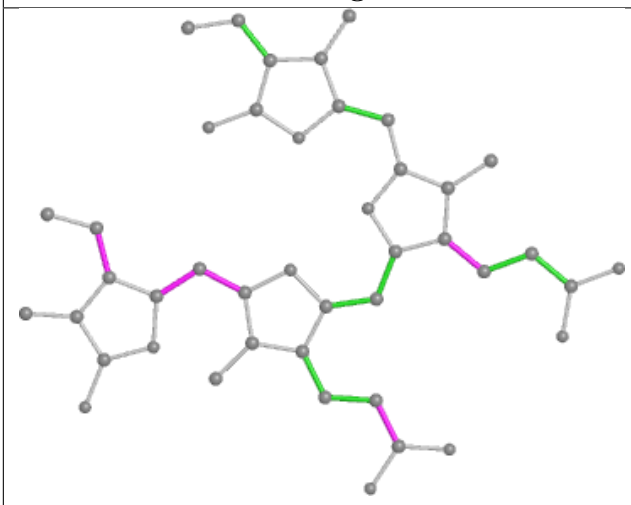

Torsions

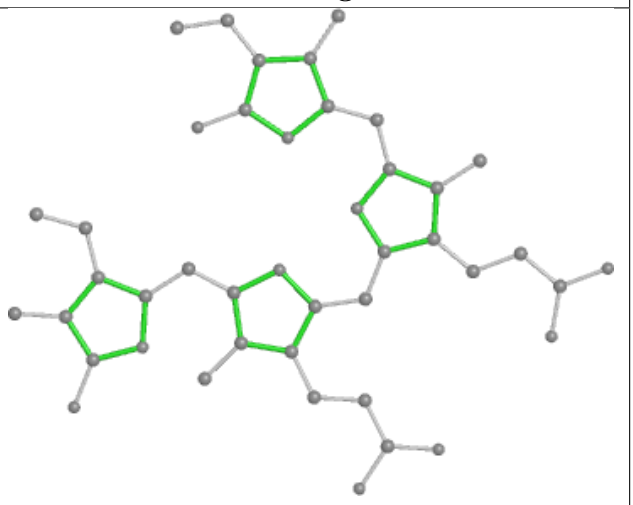

Rings

Ligand PEB hY 402

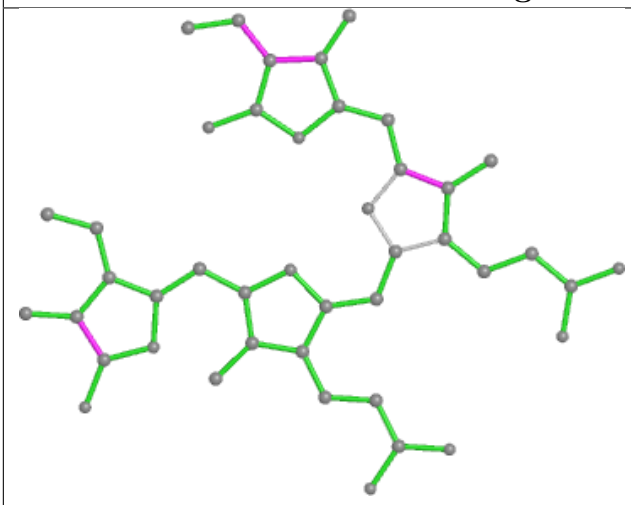

Bond lengths

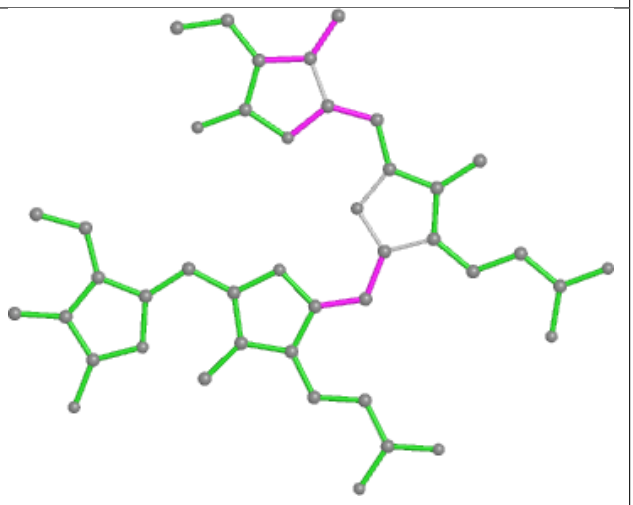

Bond angles

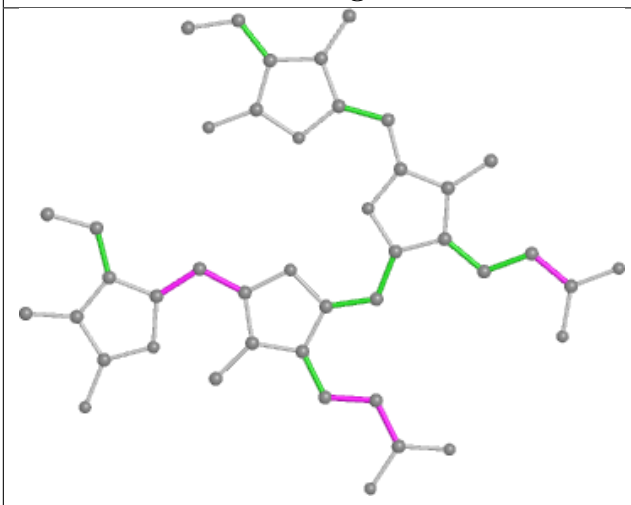

Torsions

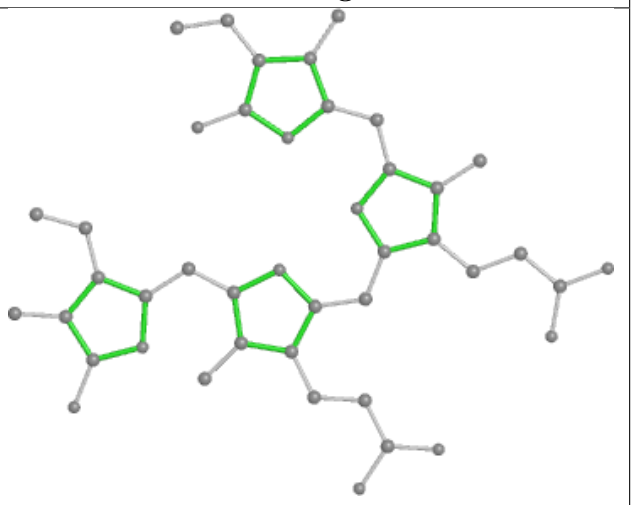

Rings

Ligand PEB A4 201

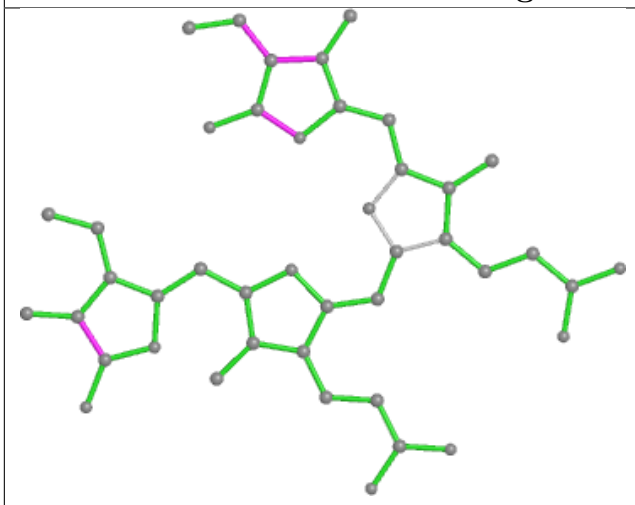

Bond lengths

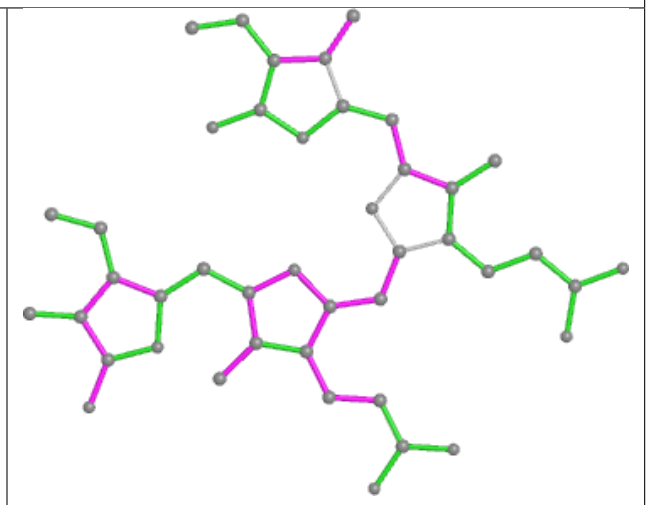

Bond angles

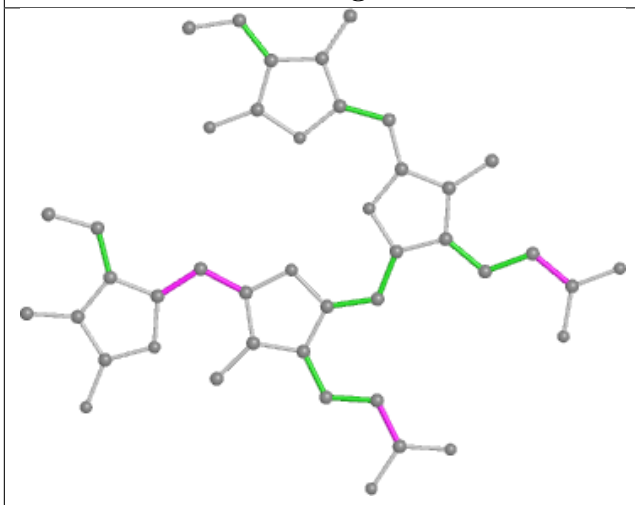

Torsions

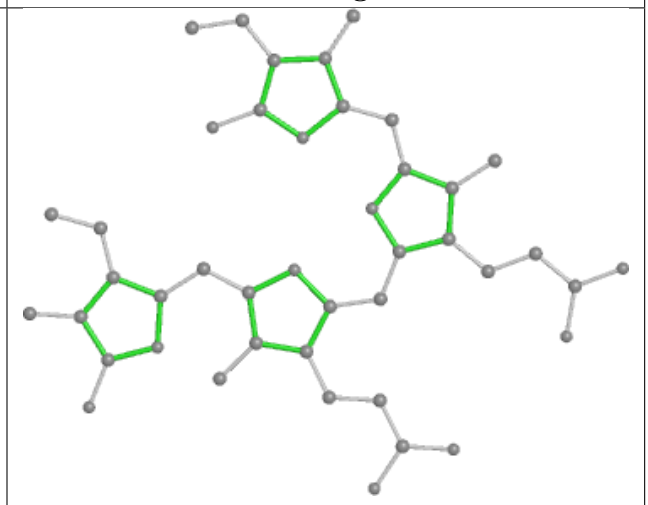

Rings

Ligand PEB 34 1002

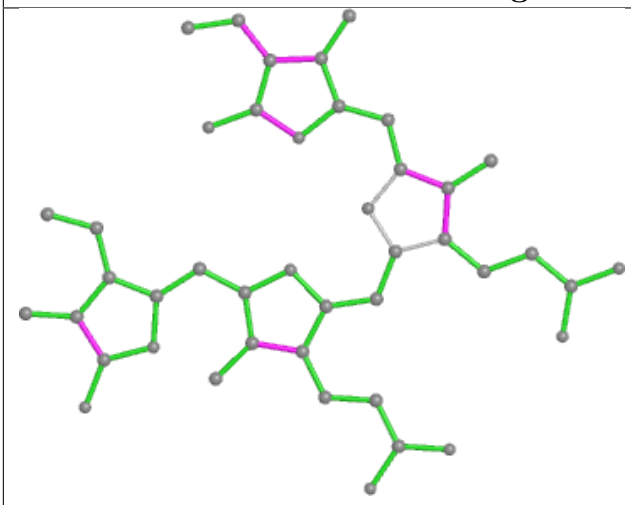

Bond lengths

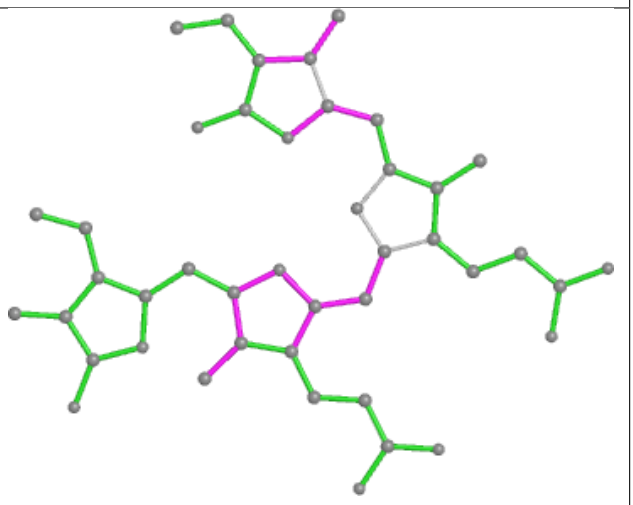

Bond angles

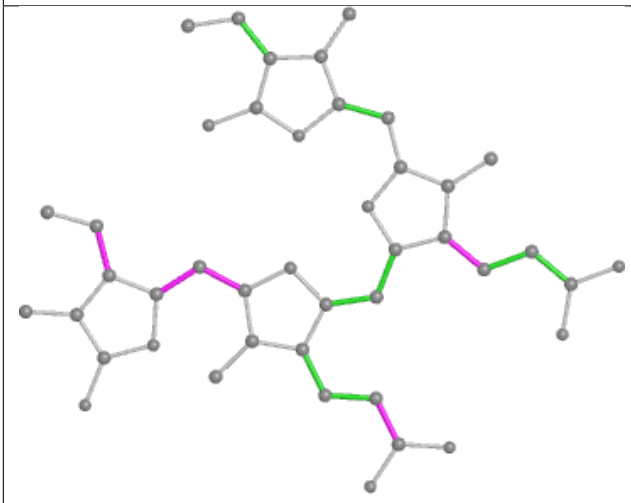

Torsions

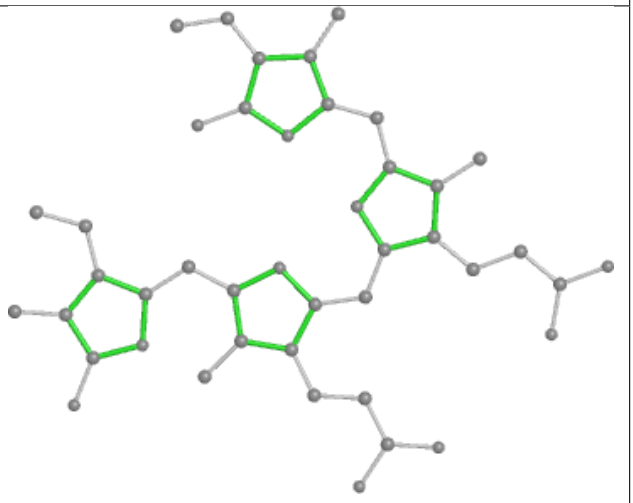

Rings

Ligand PEB k6 1001

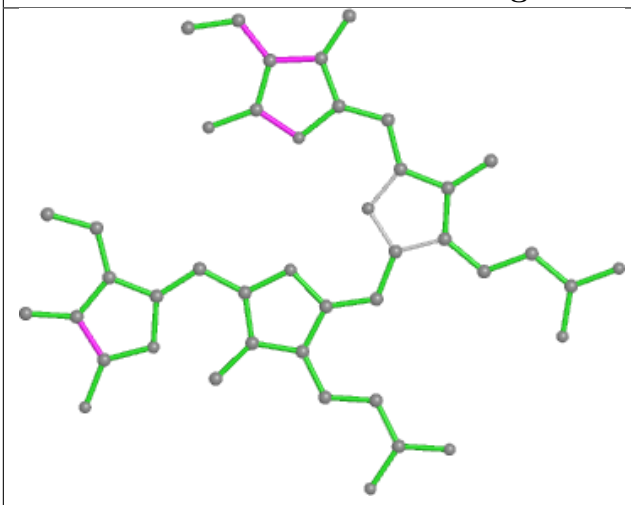

Bond lengths

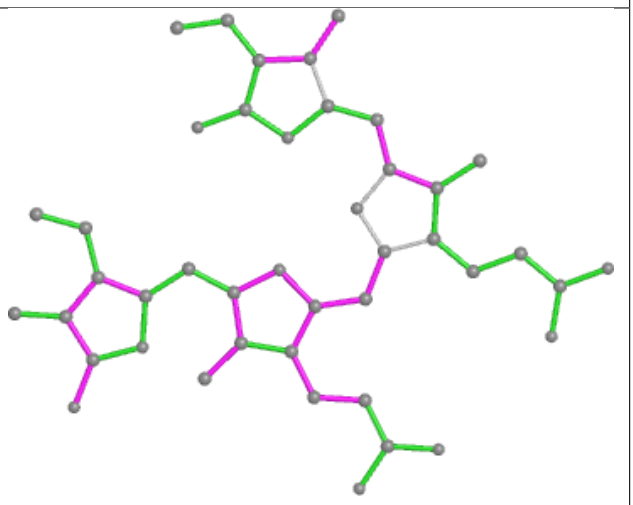

Bond angles

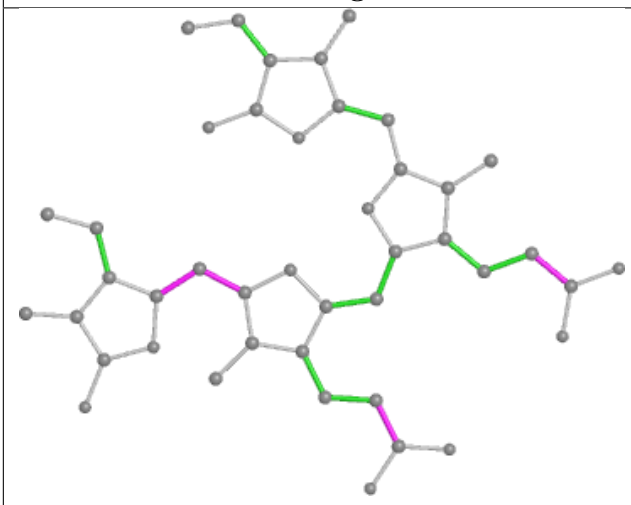

Torsions

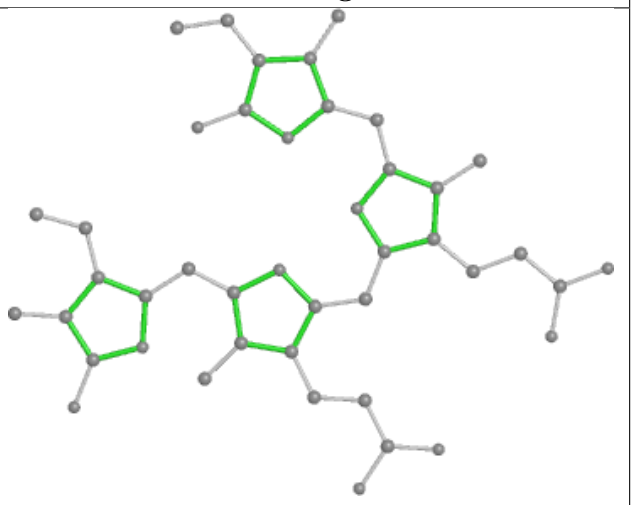

Rings

Ligand PUB D3 203

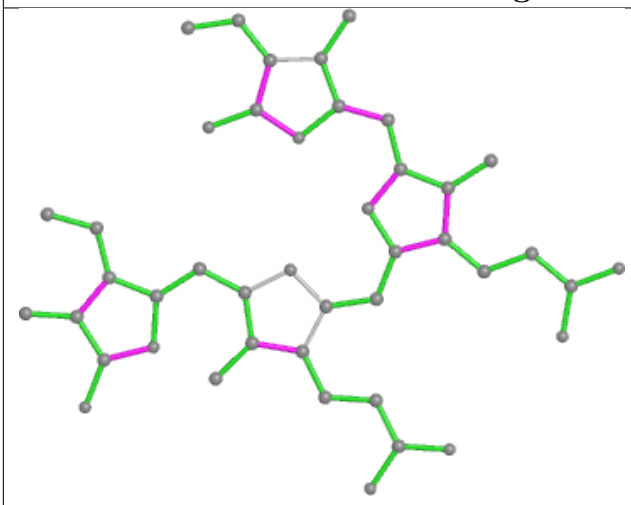

Bond lengths

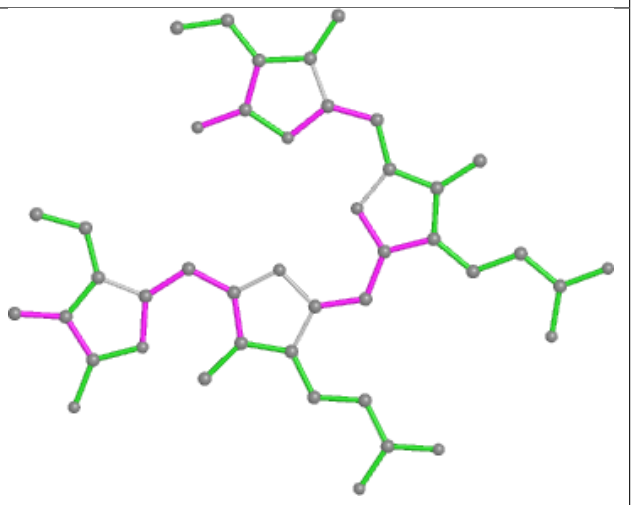

Bond angles

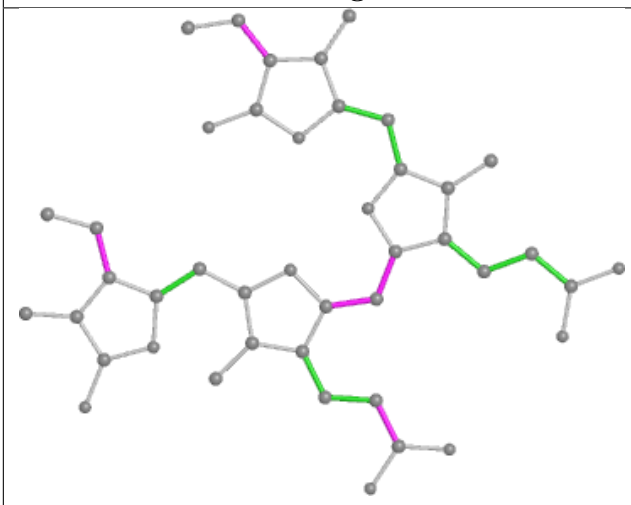

Torsions

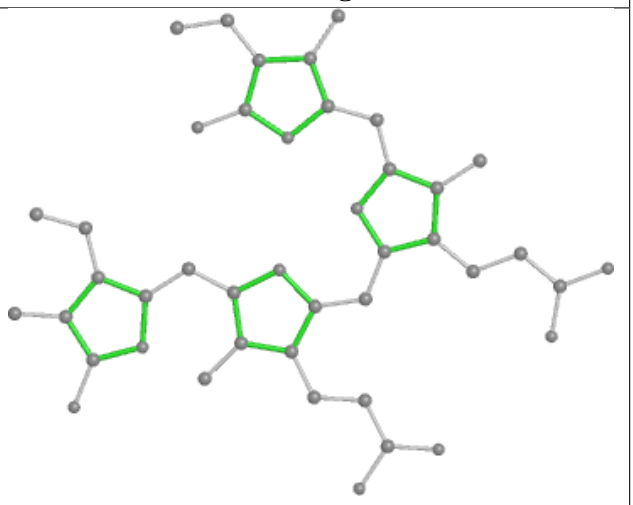

Rings

Ligand PUB d9 305

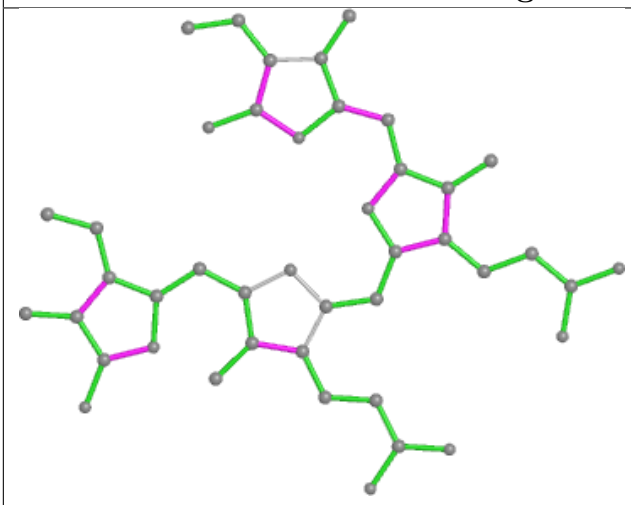

Bond lengths

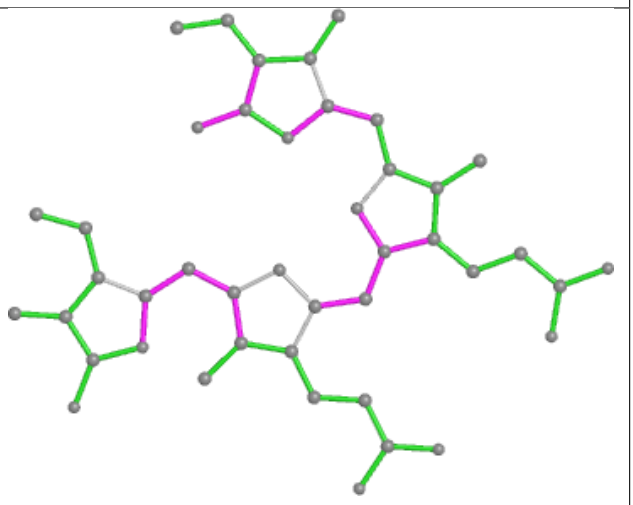

Bond angles

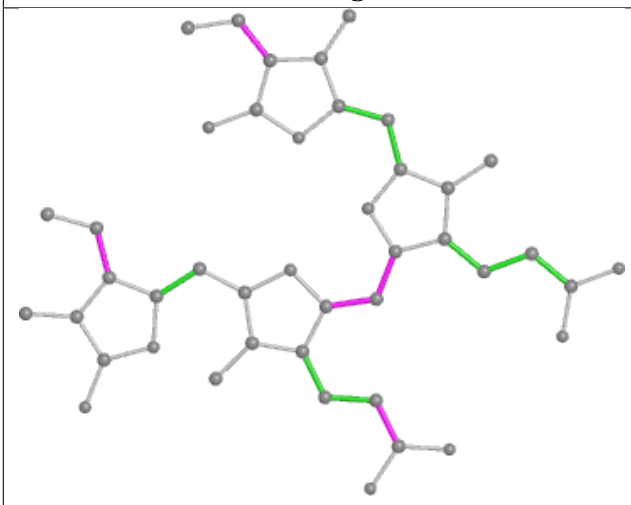

Torsions

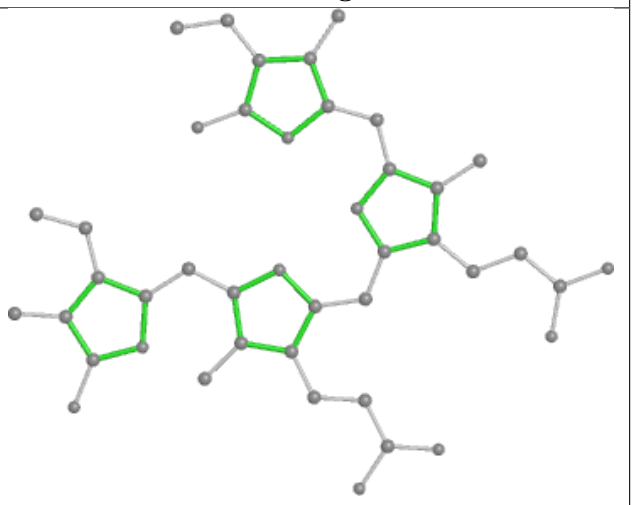

Rings

Ligand PEB aJ 201

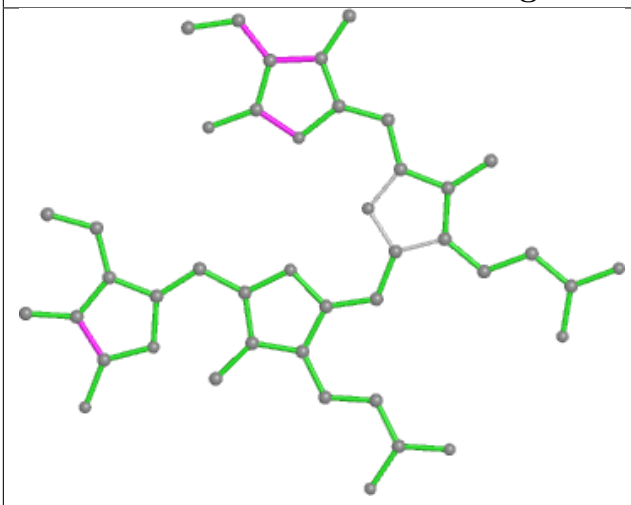

Bond lengths

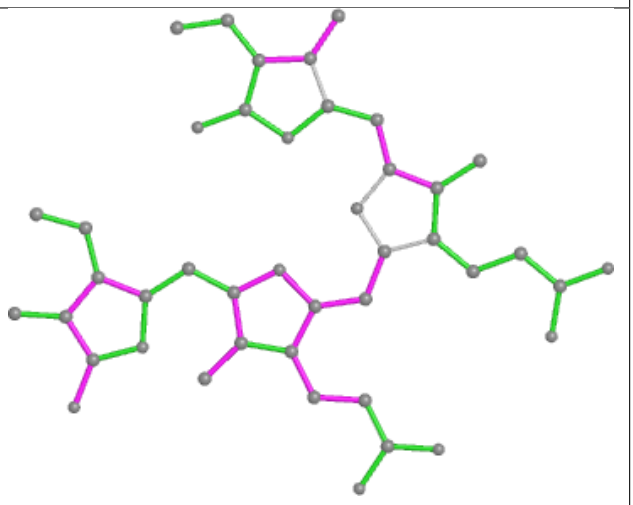

Bond angles

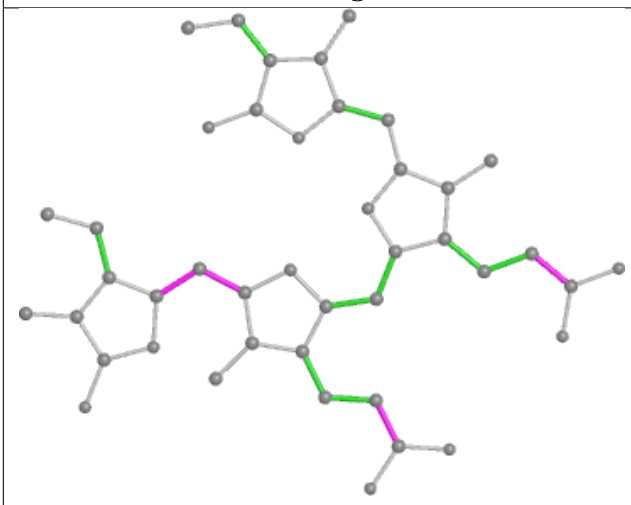

Torsions

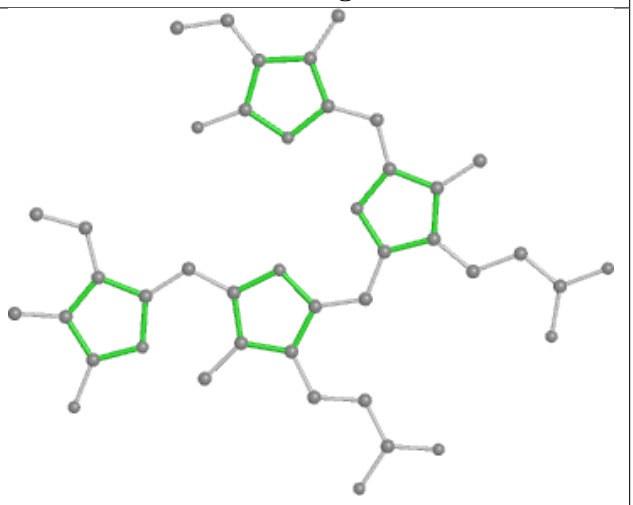

Rings

Ligand PEB iC 1002

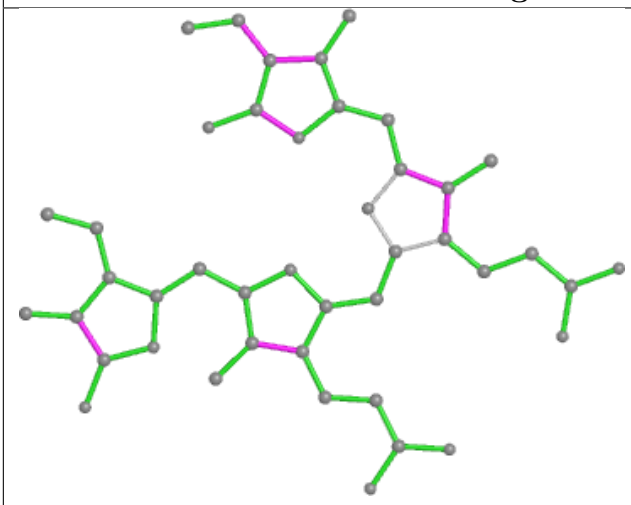

Bond lengths

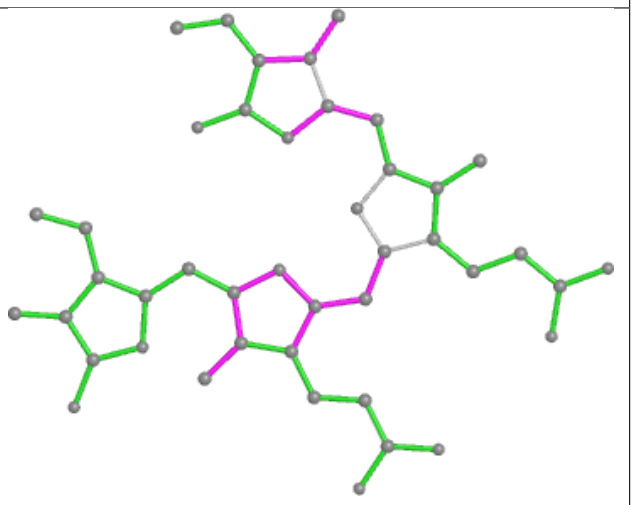

Bond angles

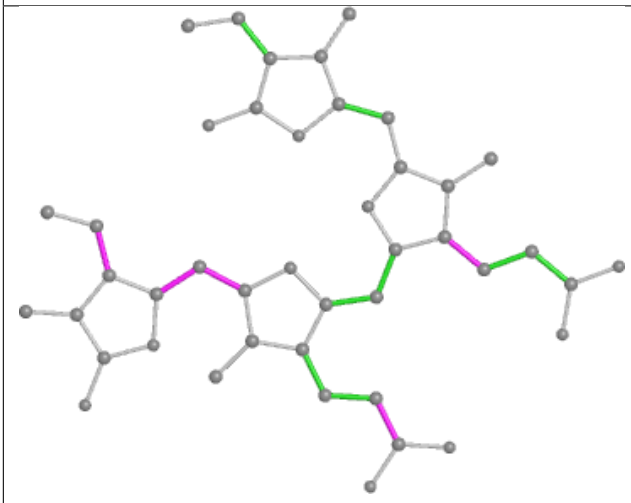

Torsions

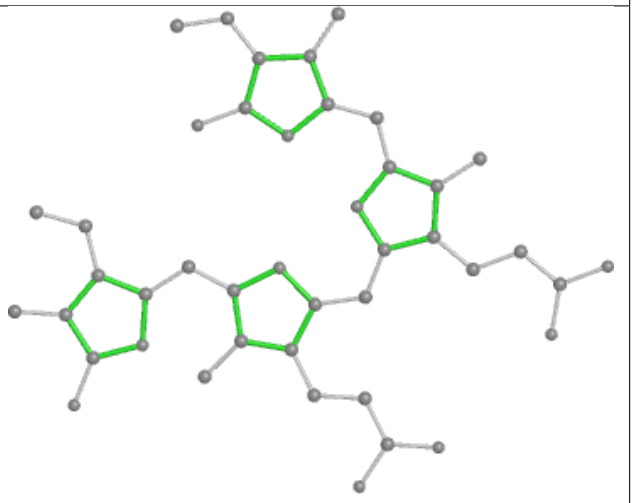

Rings

Ligand PUB p9 203

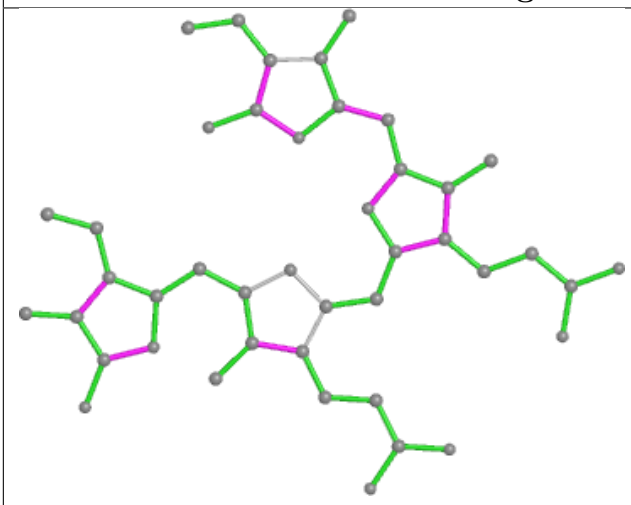

Bond lengths

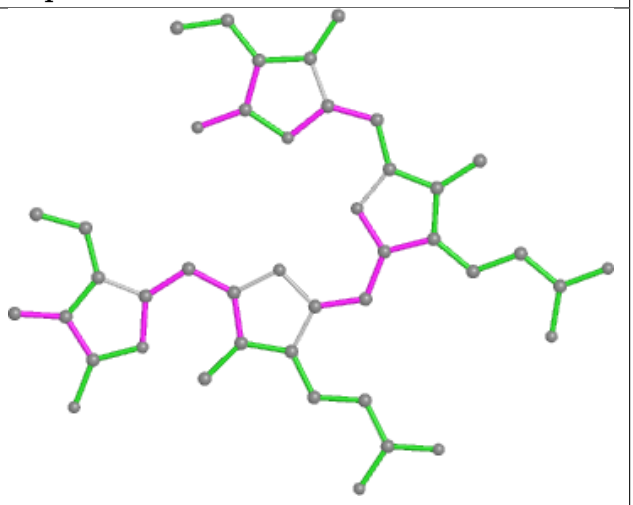

Bond angles

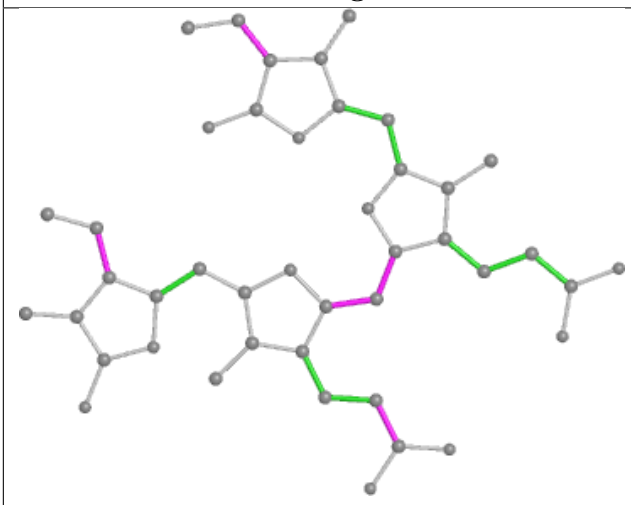

Torsions

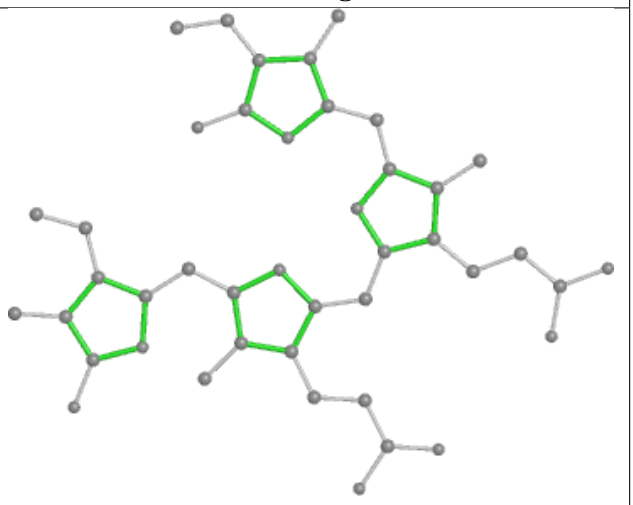

Rings

Ligand PEB bs 1002

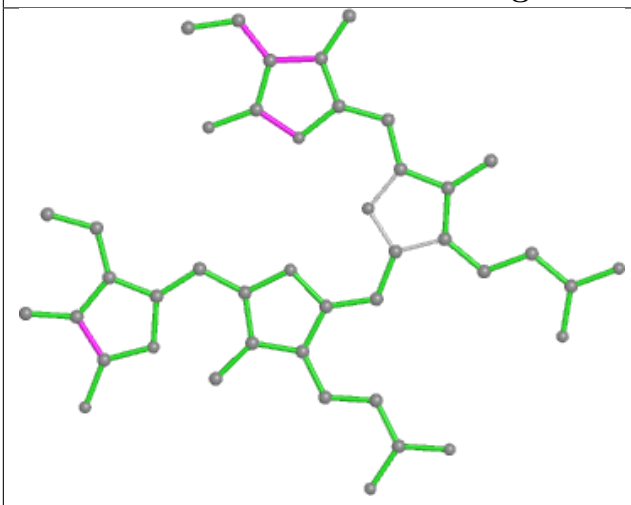

Bond lengths

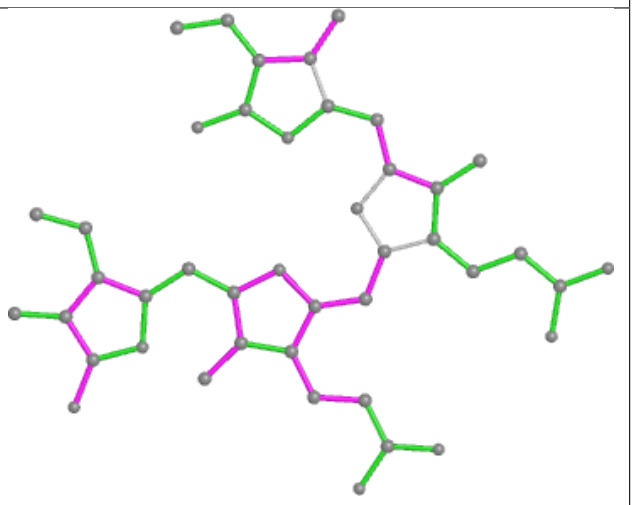

Bond angles

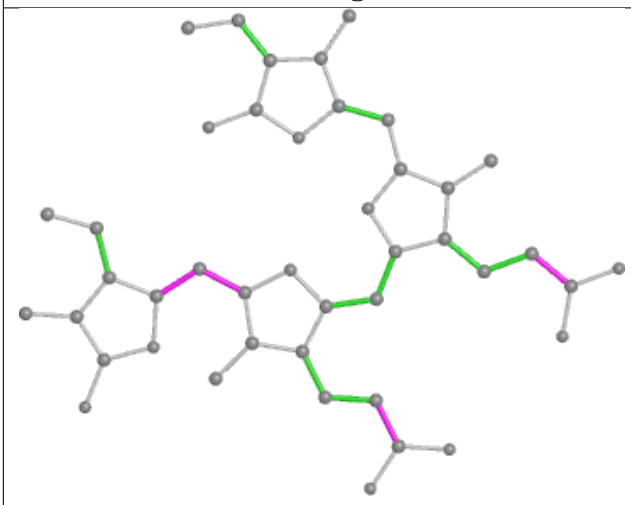

Torsions

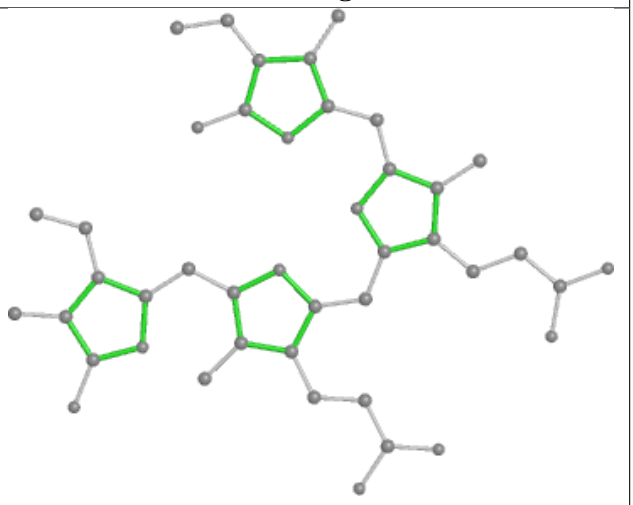

Rings

Ligand PUB D5 203

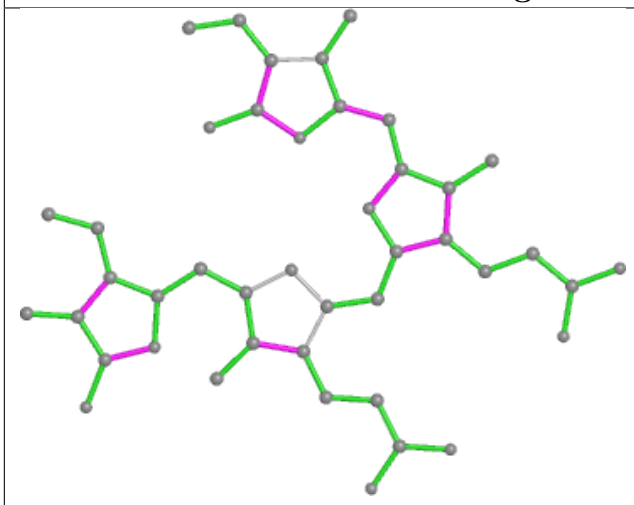

Bond lengths

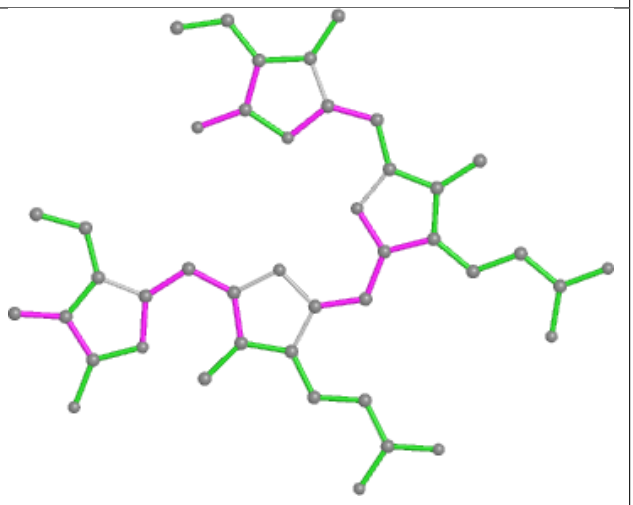

Bond angles

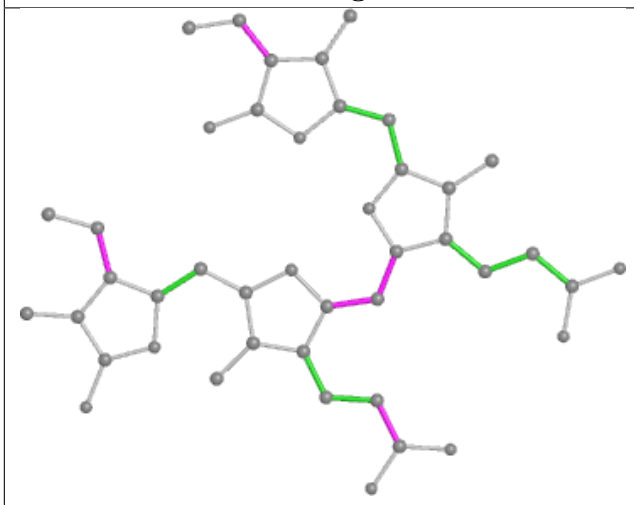

Torsions

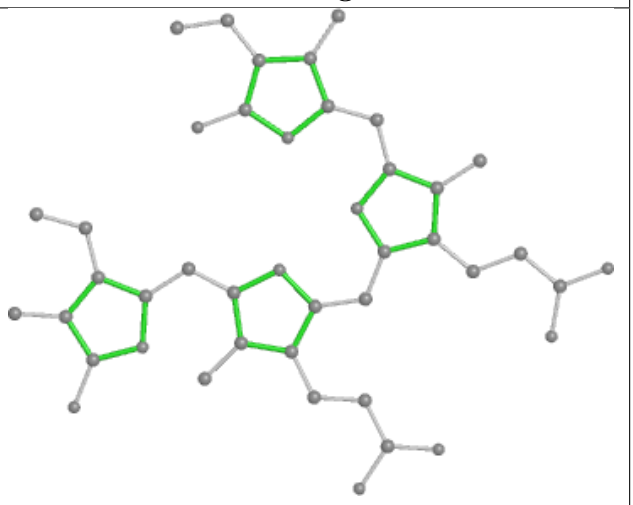

Rings

Ligand PEB hT 204

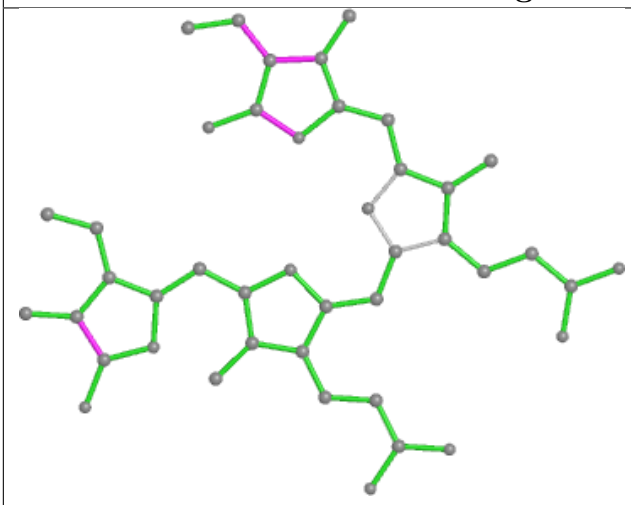

Bond lengths

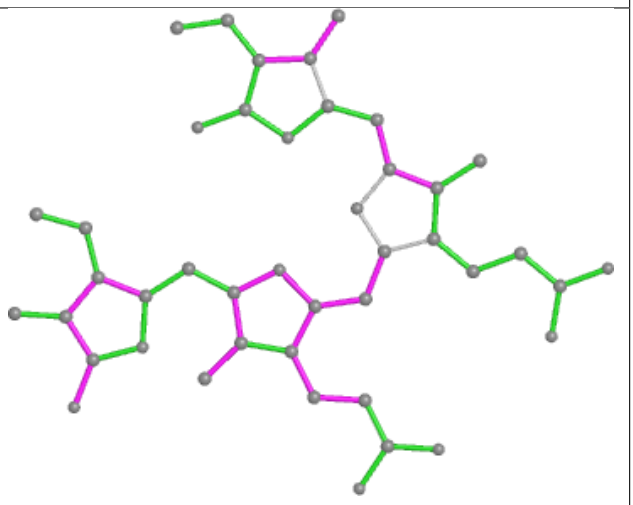

Bond angles

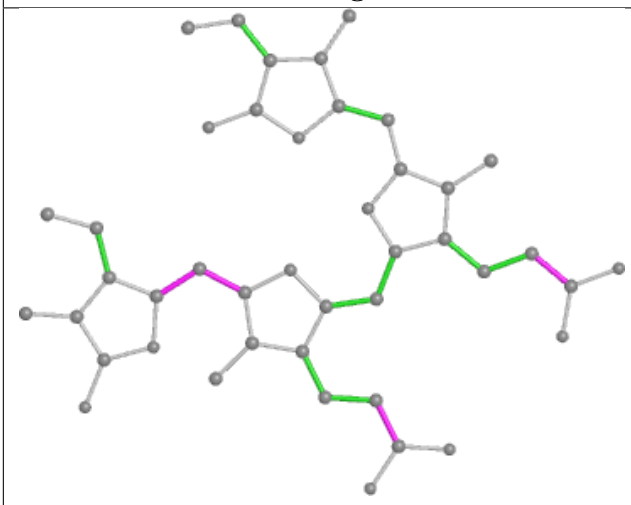

Torsions

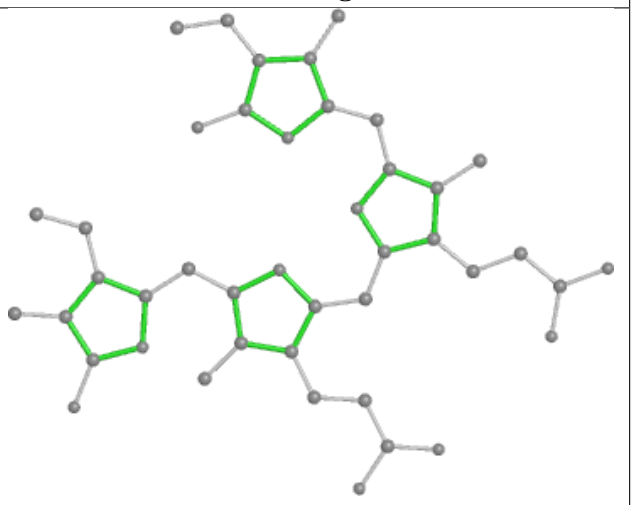

Rings

Ligand PEB g2 201

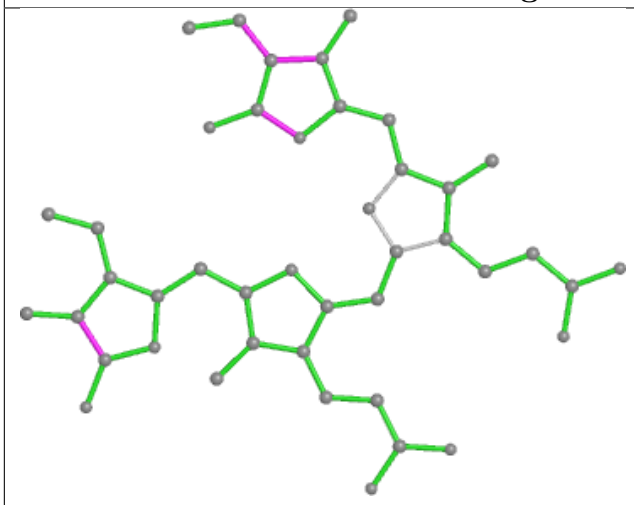

Bond lengths

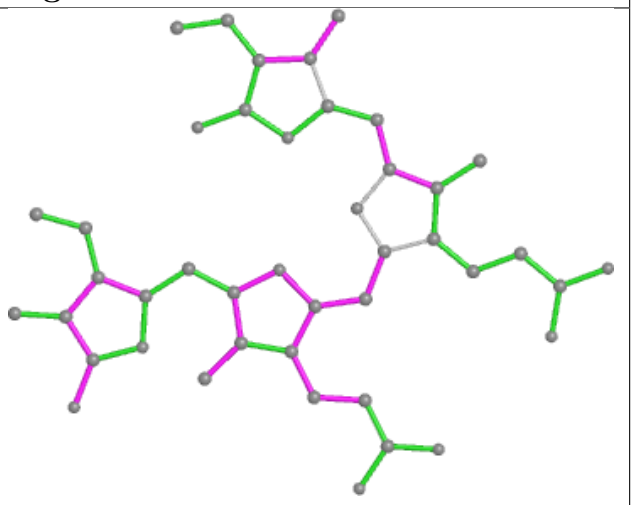

Bond angles

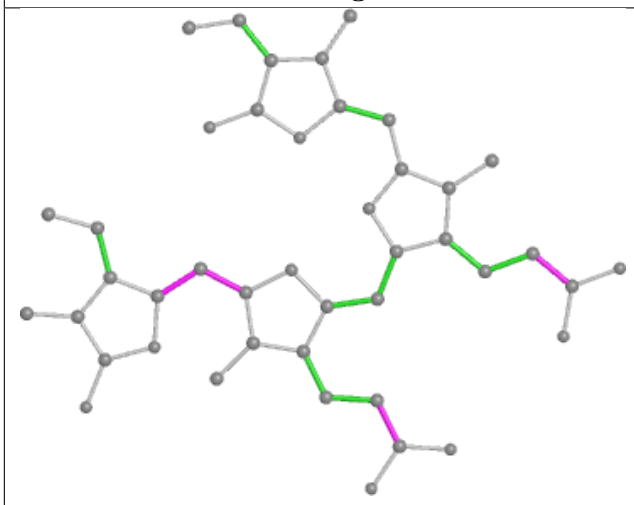

Torsions

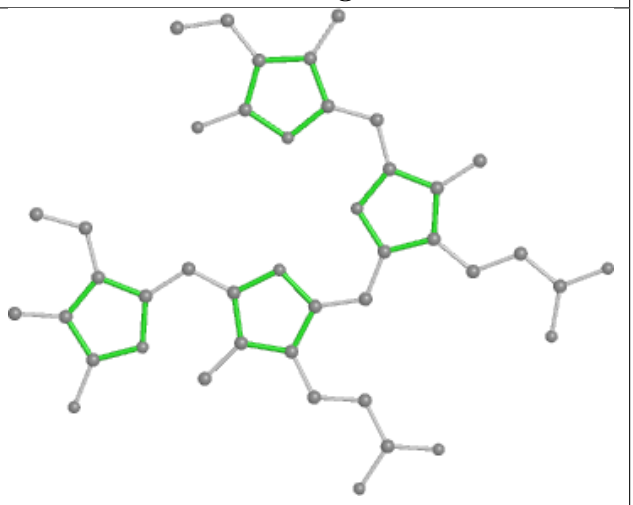

Rings

Ligand PVN 44 303

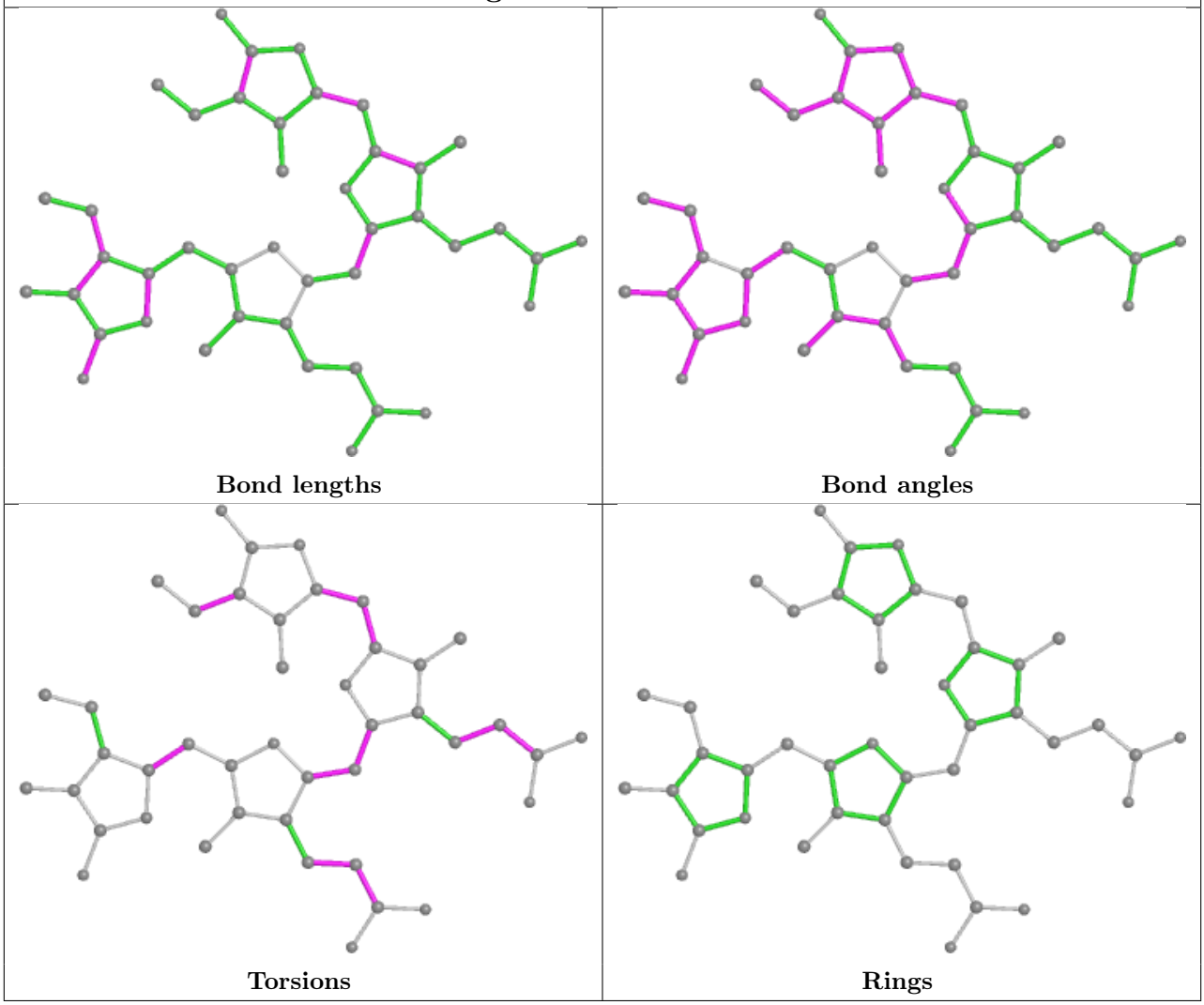

Ligand PEB aL 201

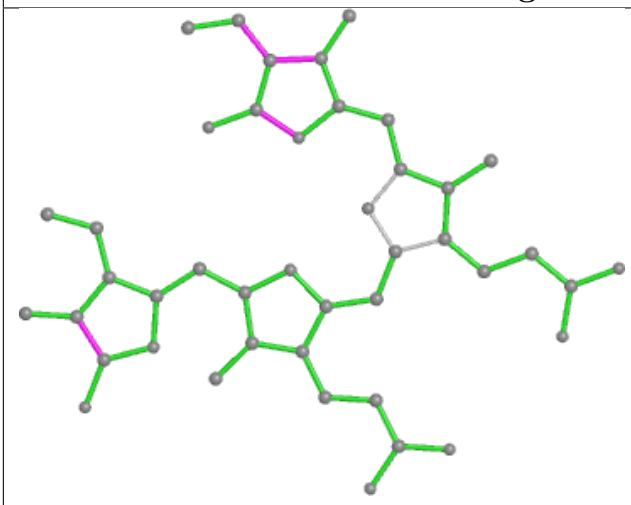

Bond lengths

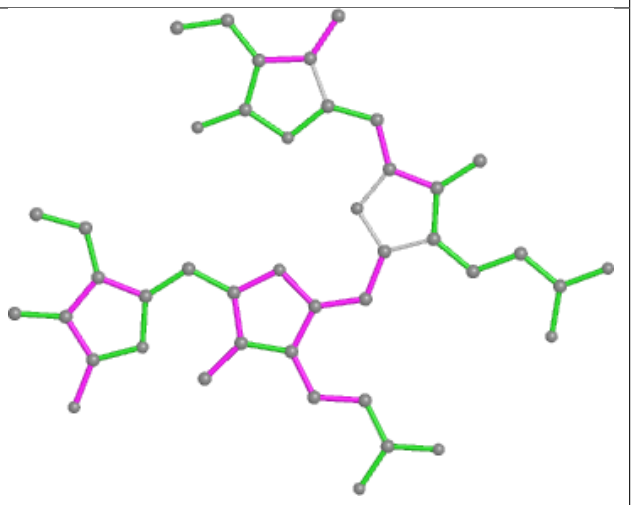

Bond angles

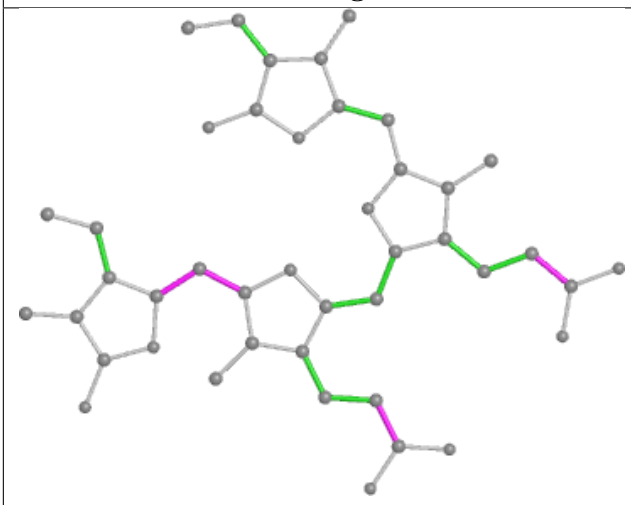

Torsions

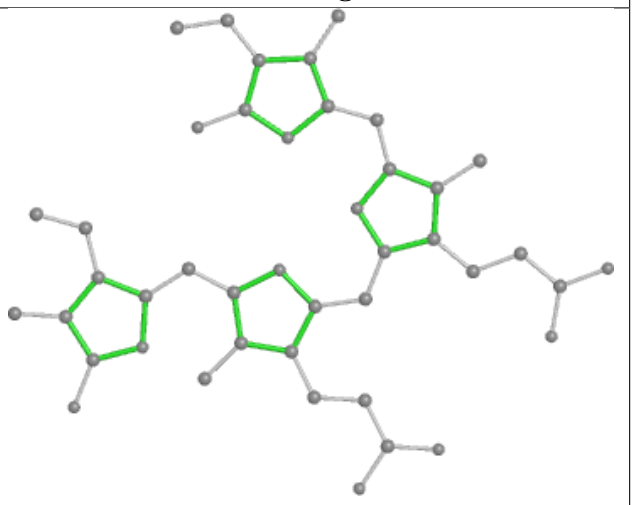

Rings

Ligand CYC t1 201

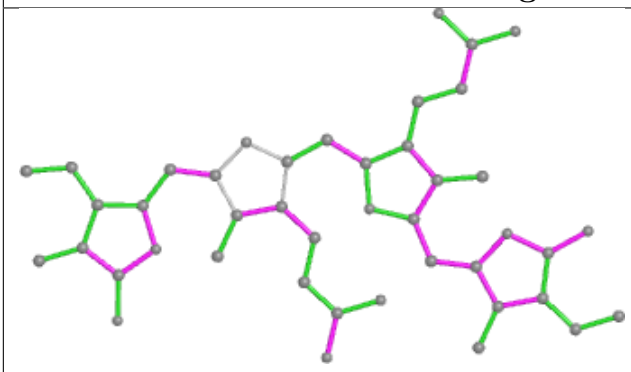

Bond lengths

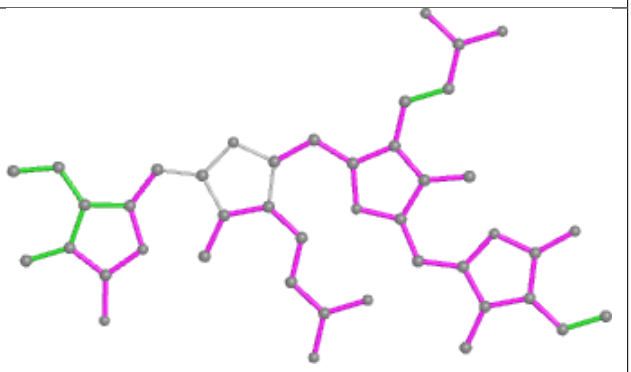

Bond angles

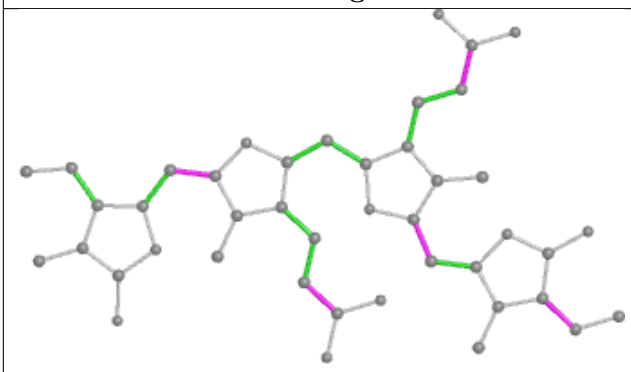

Torsions

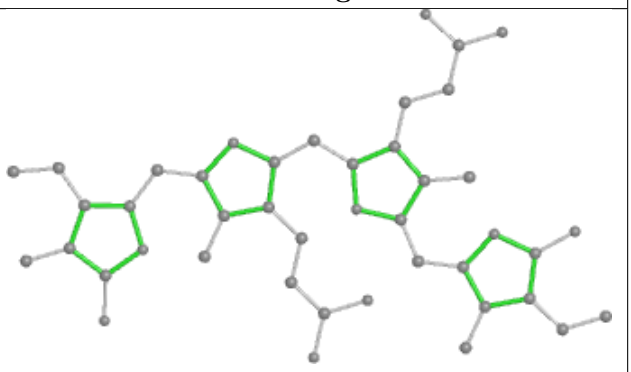

Rings

Ligand PEB V2 201

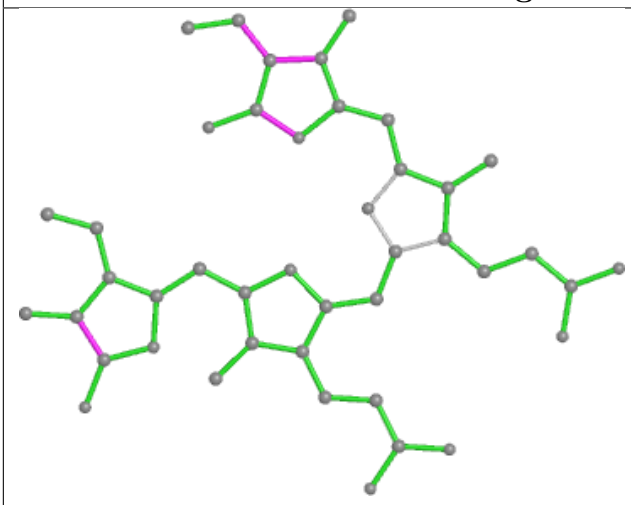

Bond lengths

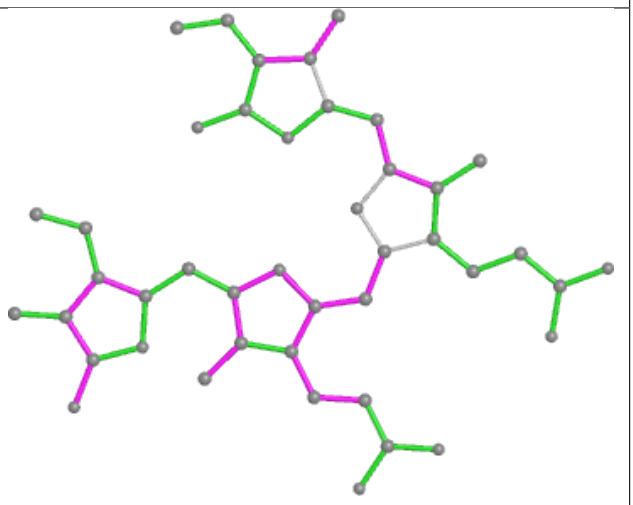

Bond angles

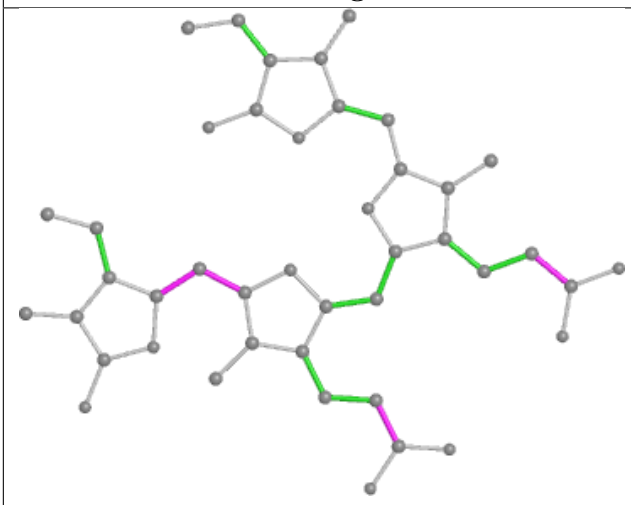

Torsions

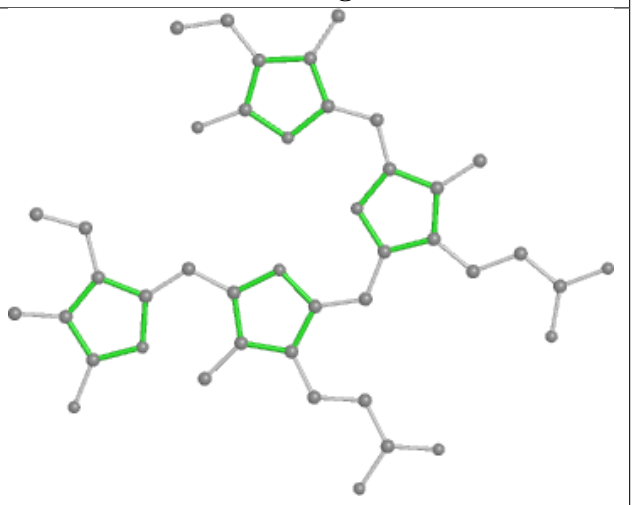

Rings

Ligand PEB R5 202

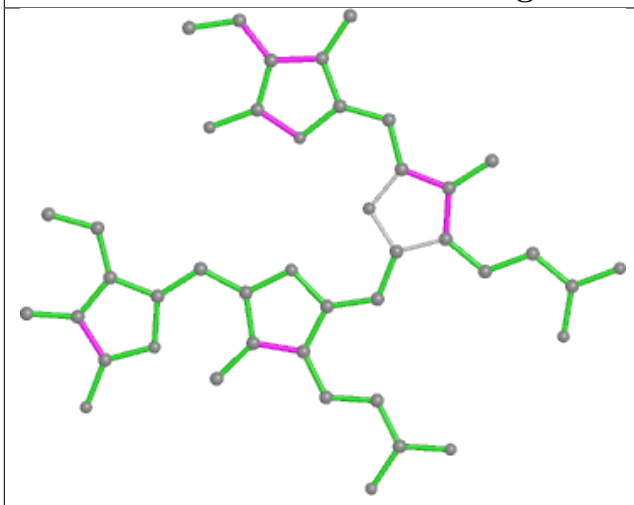

Bond lengths

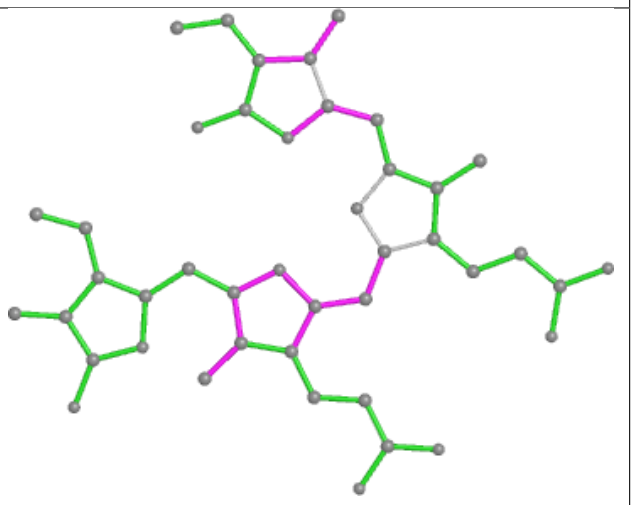

Bond angles

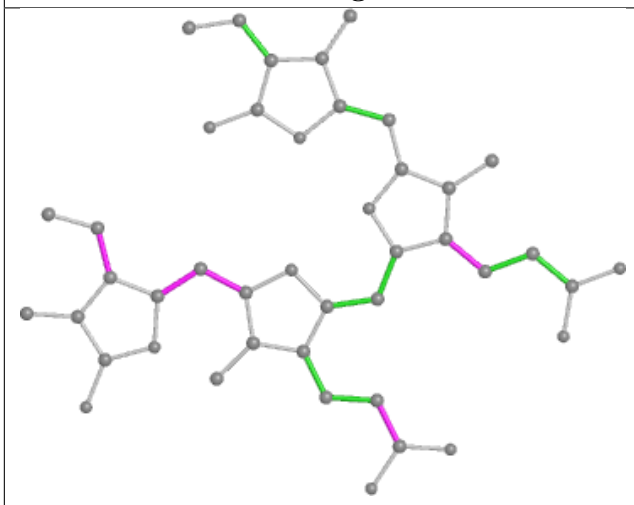

Torsions

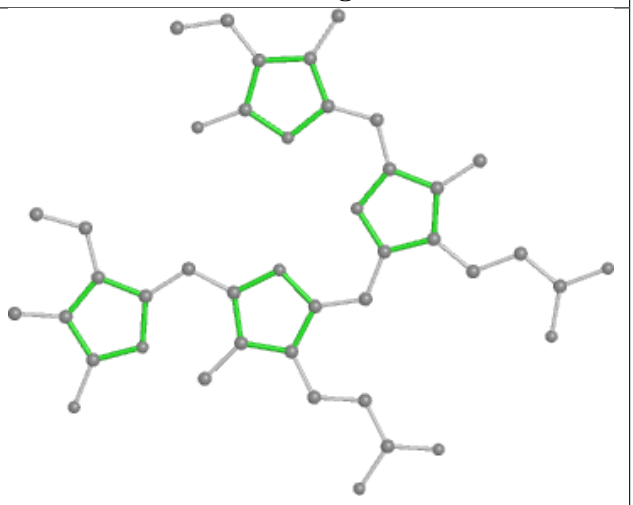

Rings

Ligand PEB dr 201

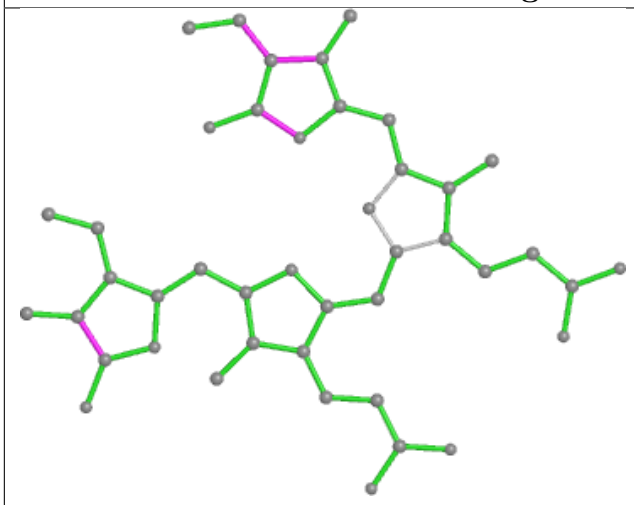

Bond lengths

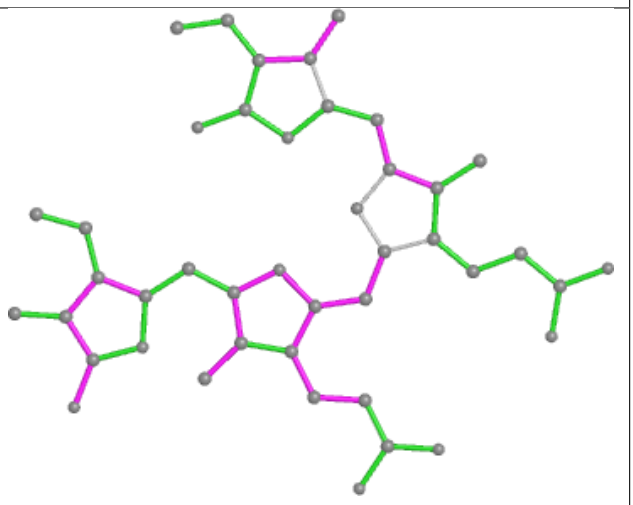

Bond angles

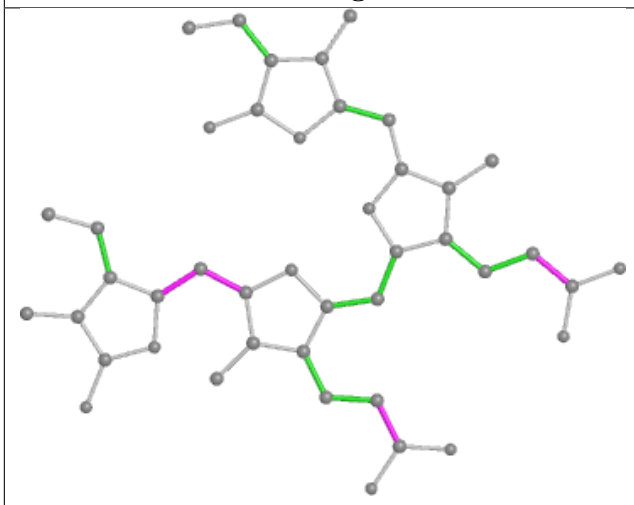

Torsions

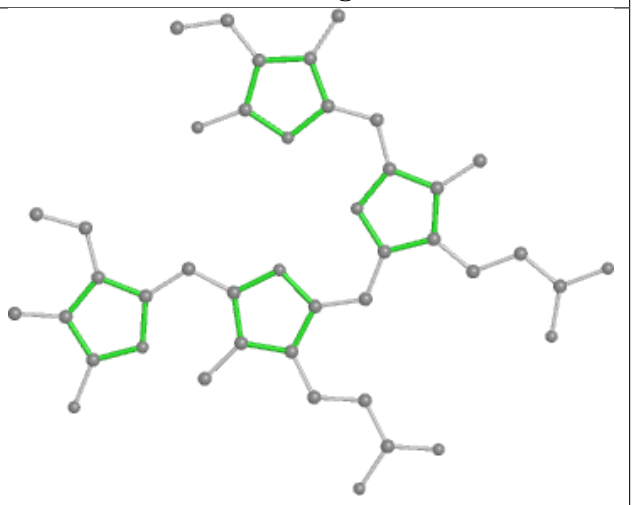

Rings

Ligand PEB cS 202

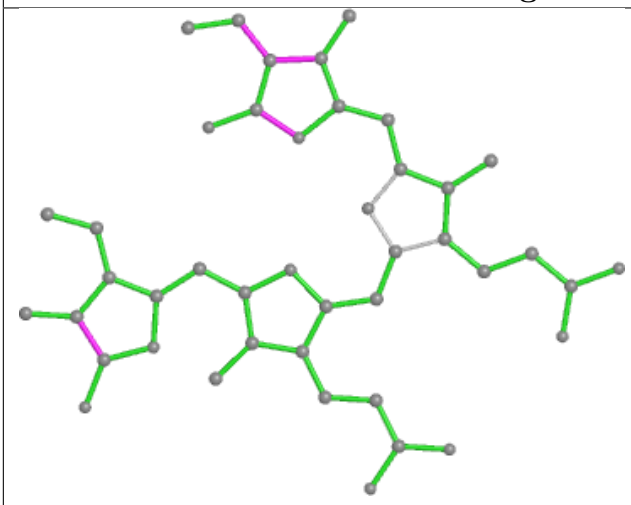

Bond lengths

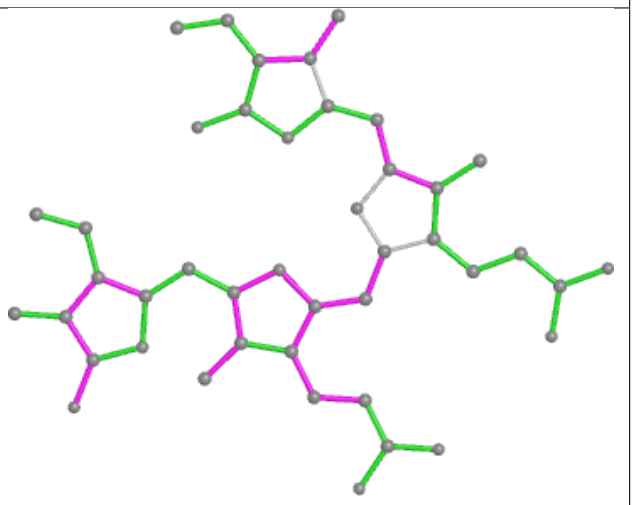

Bond angles

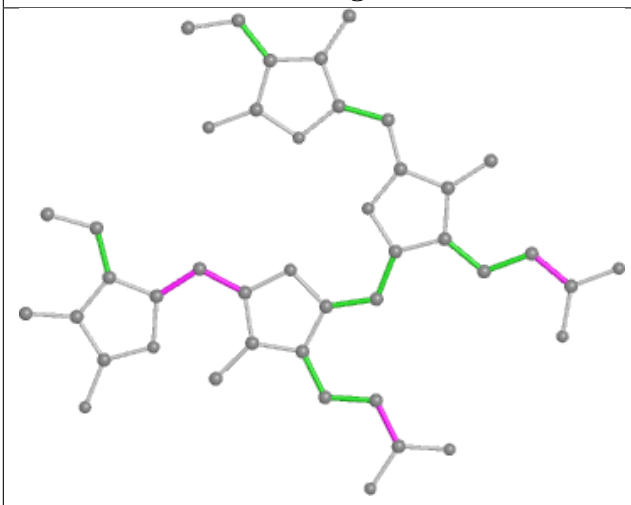

Torsions

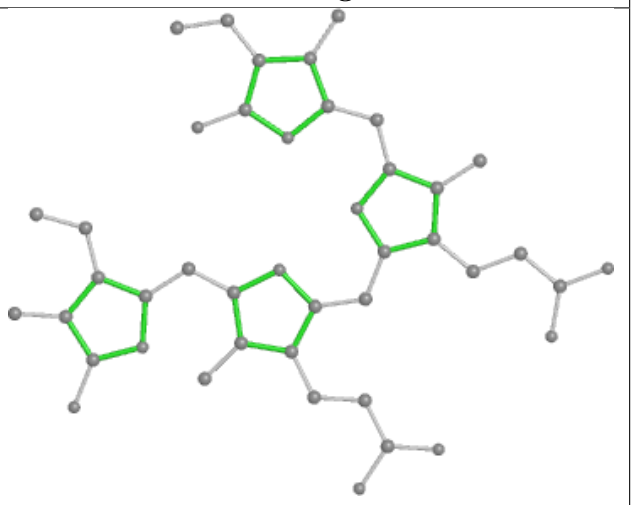

Rings

Ligand PEB Q5 201

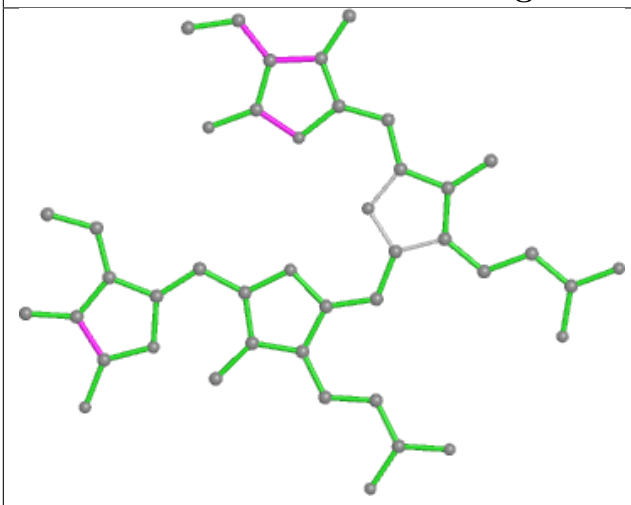

Bond lengths

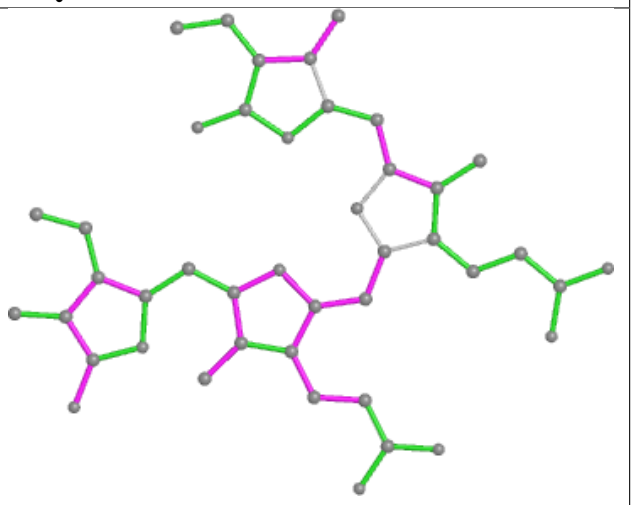

Bond angles

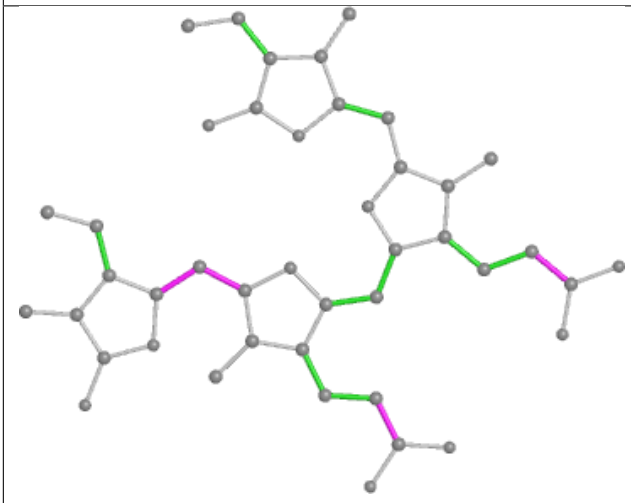

Torsions

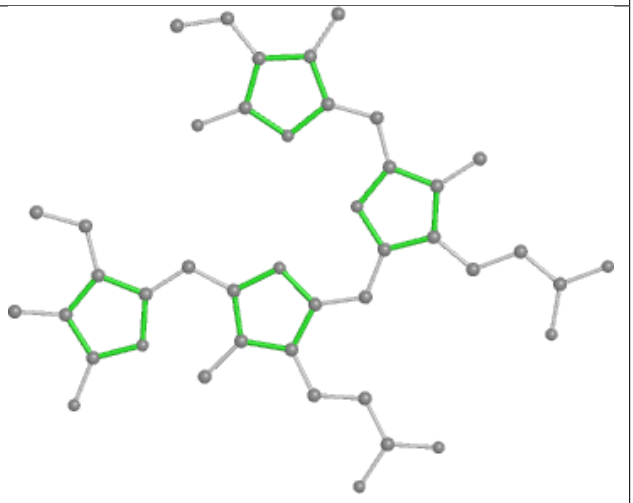

Rings

Ligand PEB ep 201

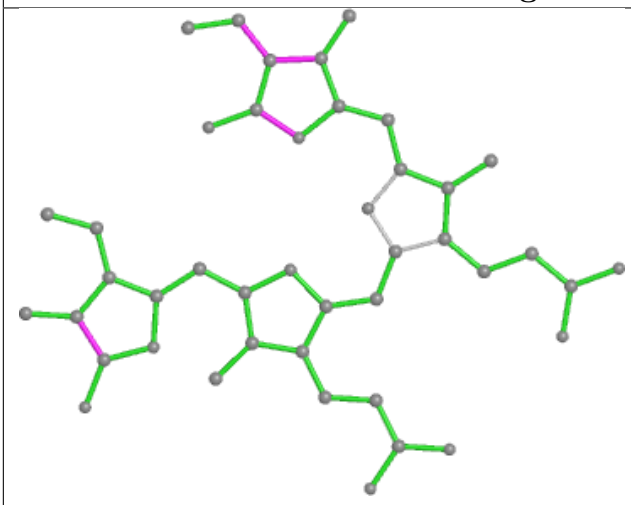

Bond lengths

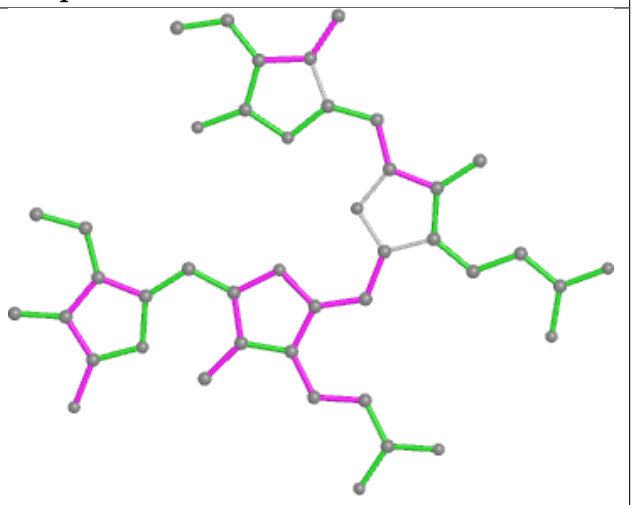

Bond angles

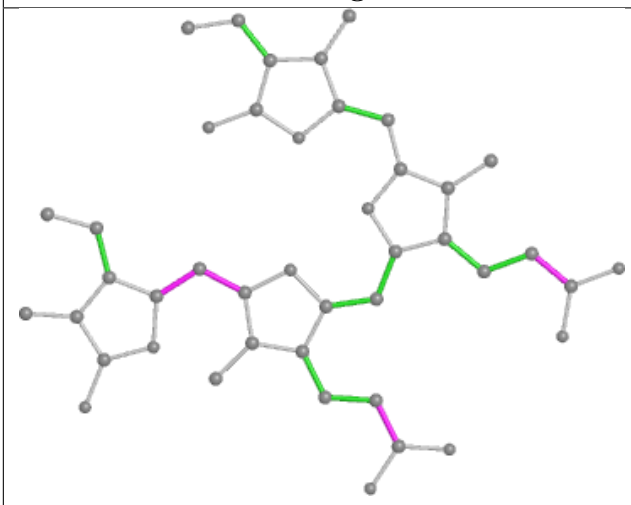

Torsions

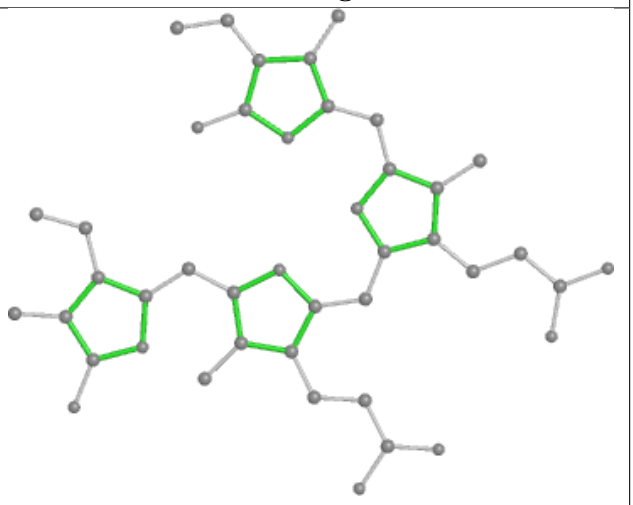

Rings

Ligand PEB bz 202

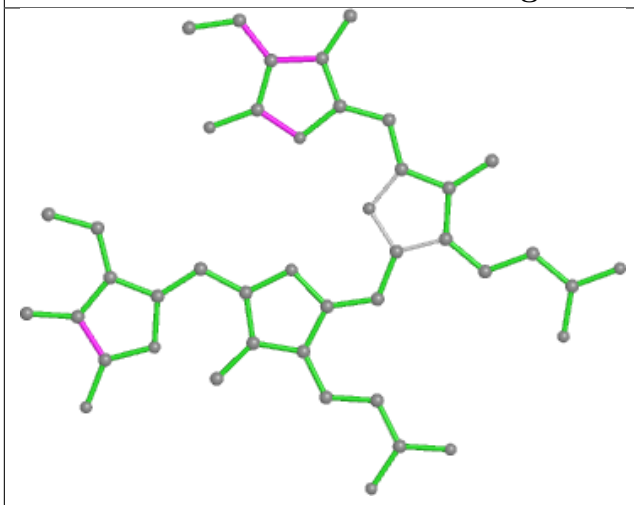

Bond lengths

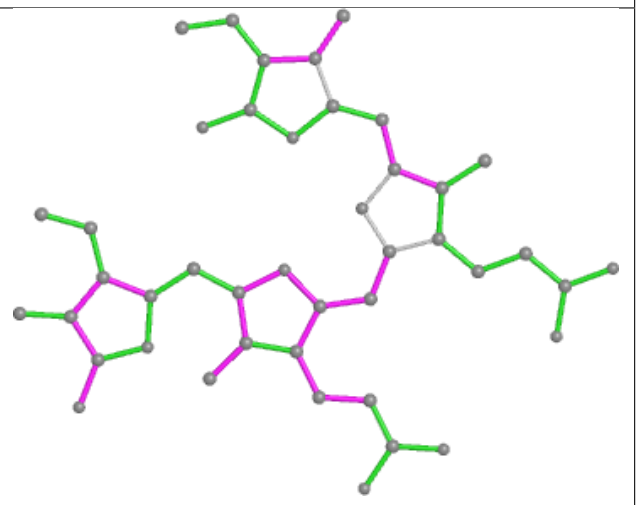

Bond angles

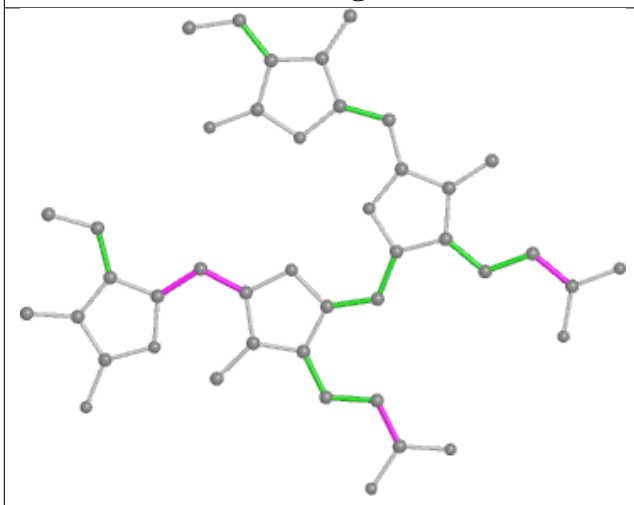

Torsions

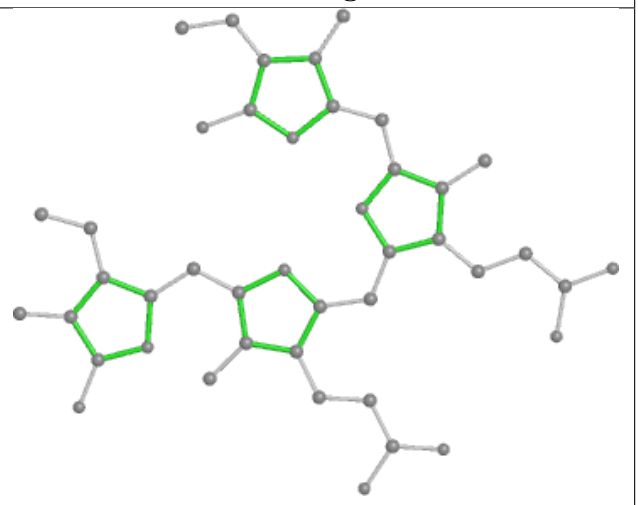

Rings

Ligand PUB dL 203

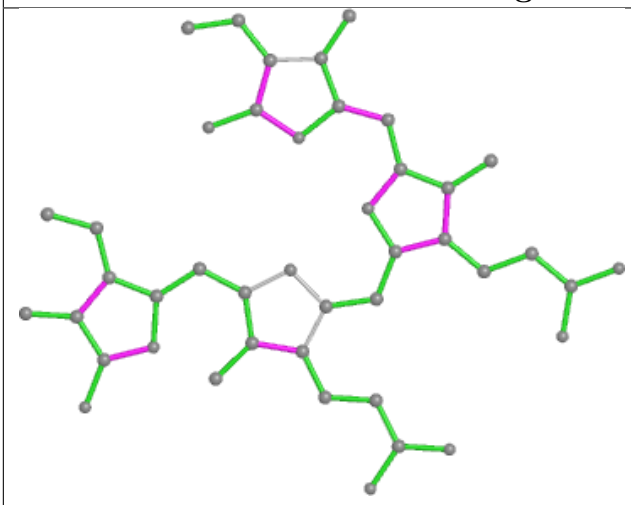

Bond lengths

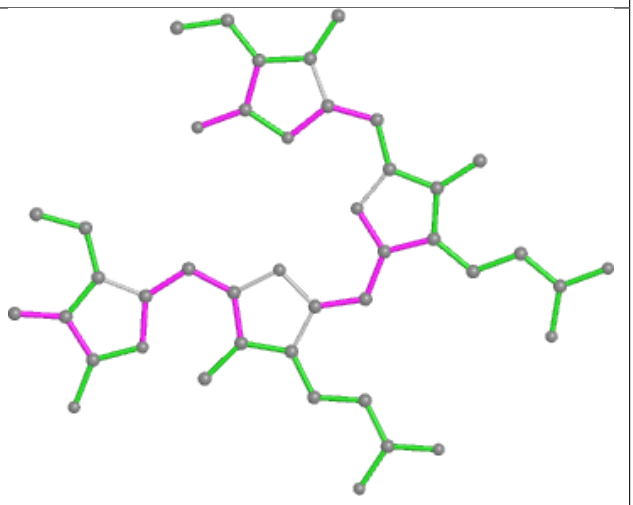

Bond angles

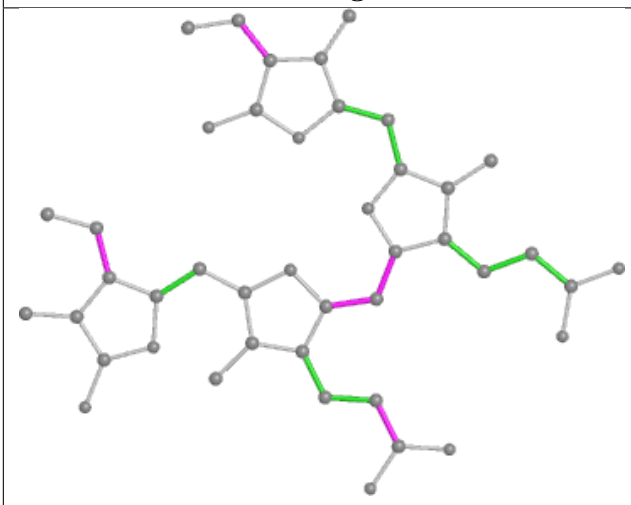

Torsions

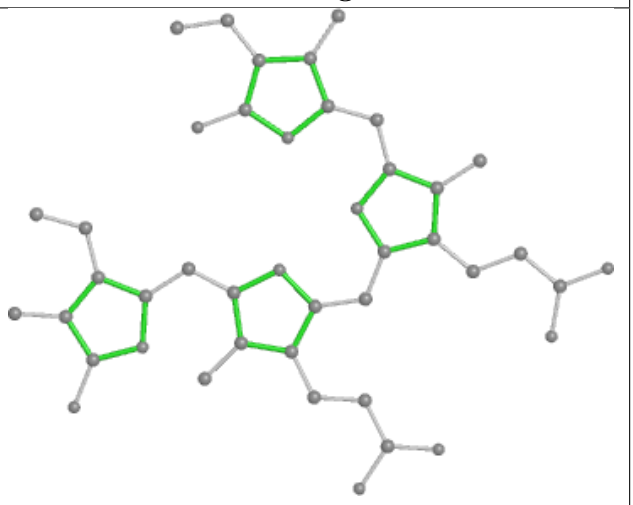

Rings

Ligand PEB j8 201

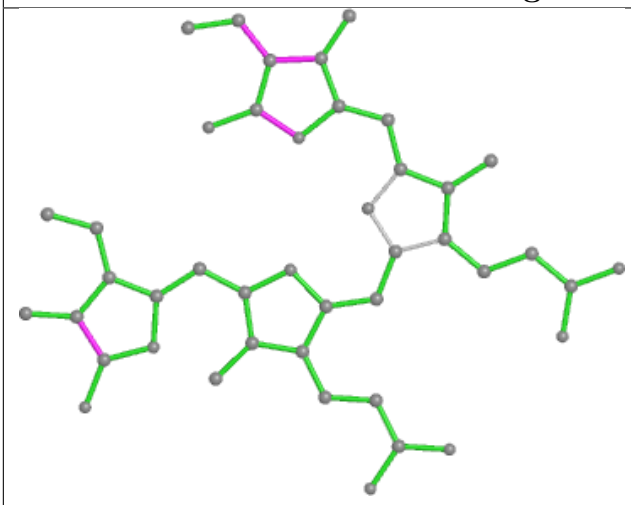

Bond lengths

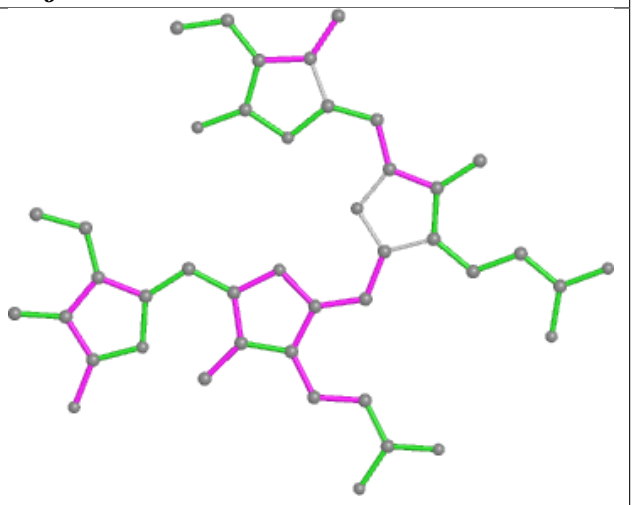

Bond angles

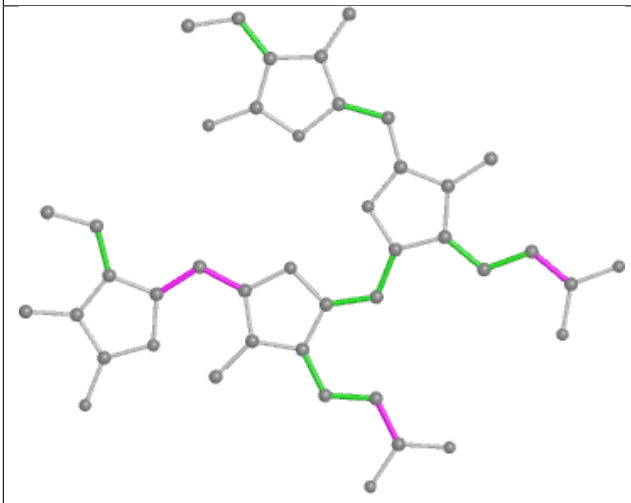

Torsions

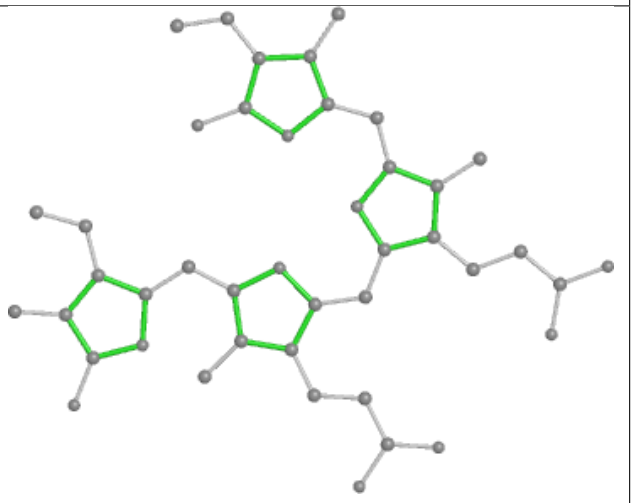

Rings

Ligand PEB z9 202

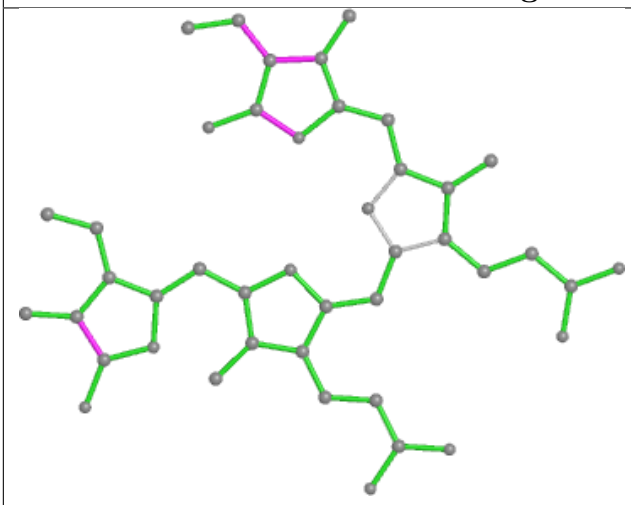

Bond lengths

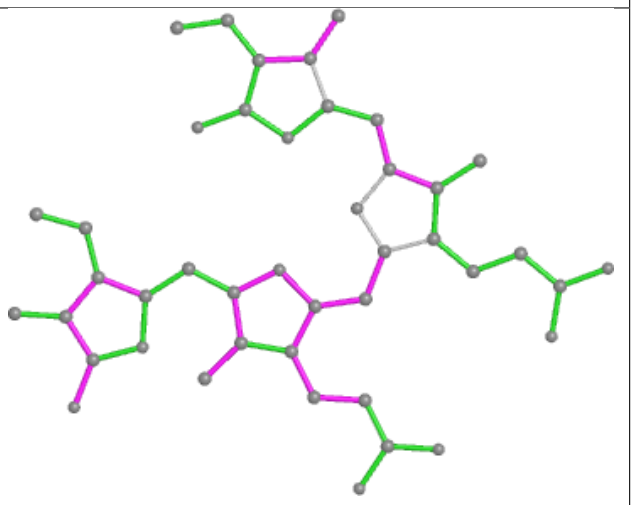

Bond angles

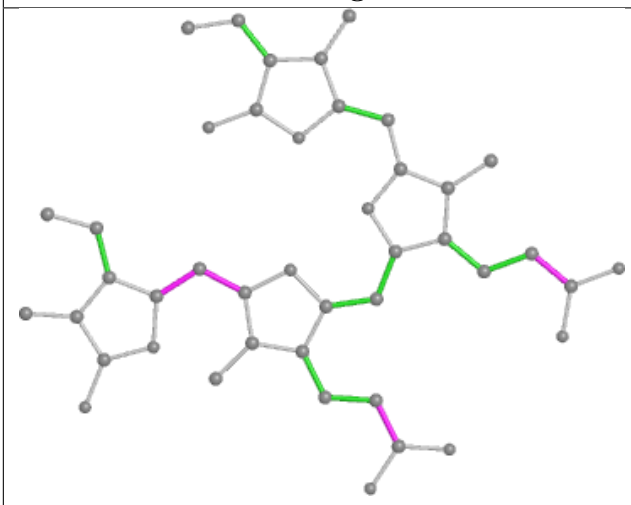

Torsions

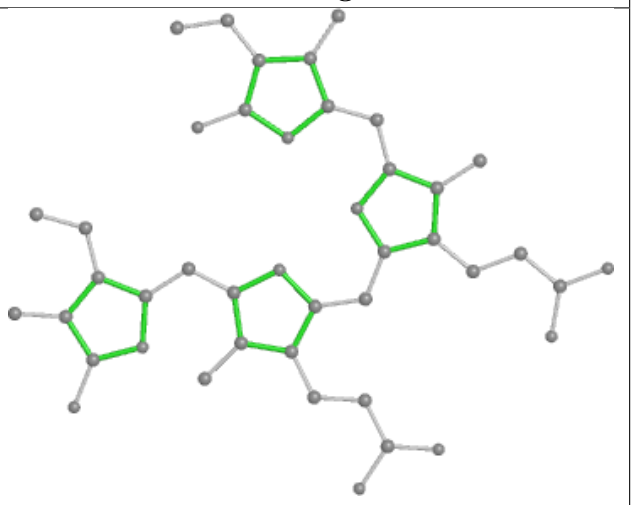

Rings

Ligand PEB ei 201

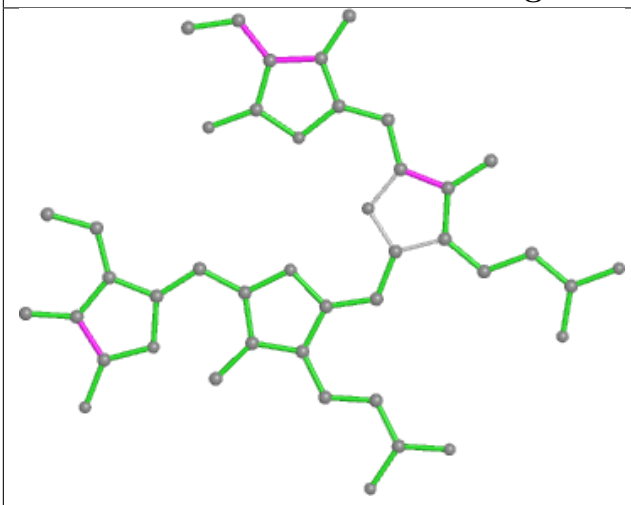

Bond lengths

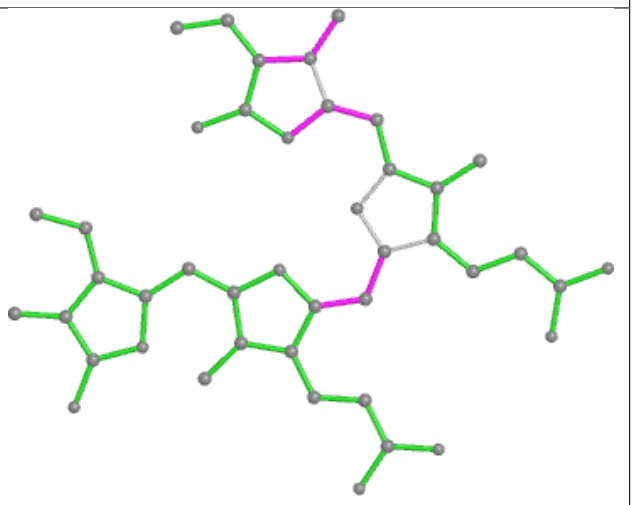

Bond angles

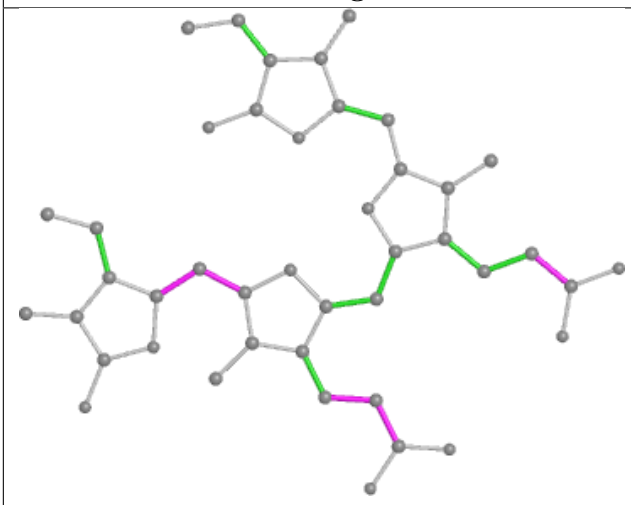

Torsions

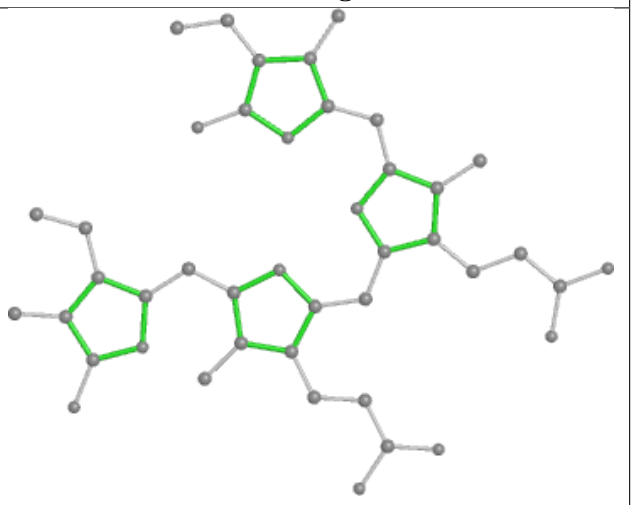

Rings

Ligand CYC w1 201

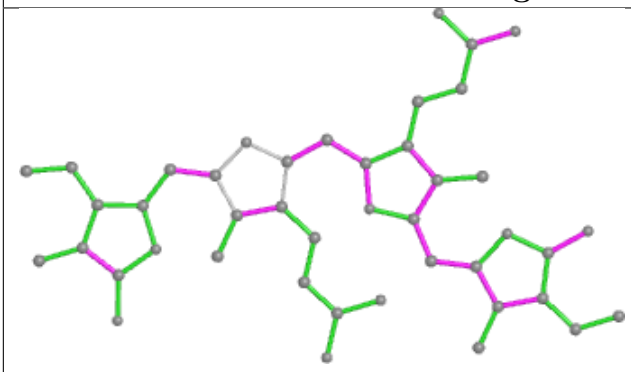

Bond lengths

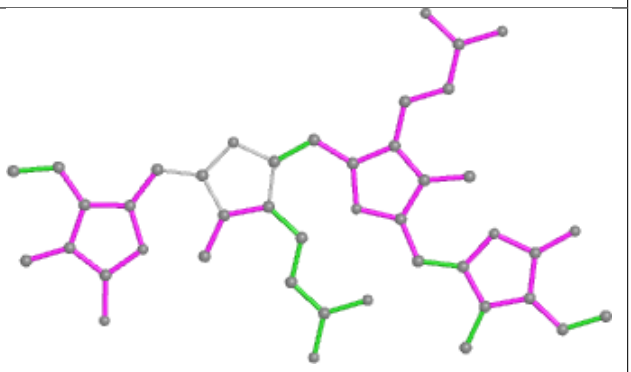

Bond angles

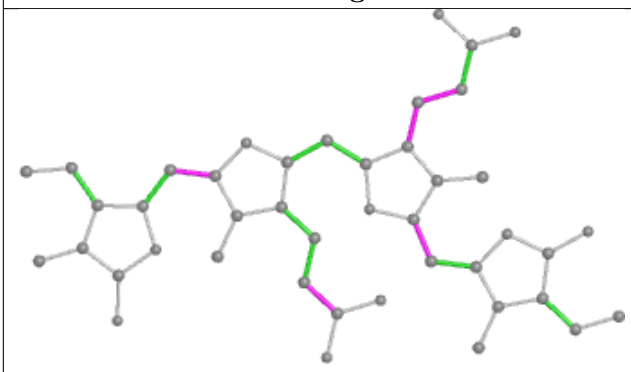

Torsions

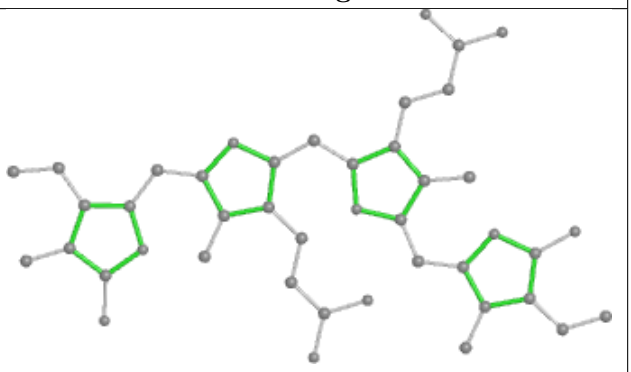

Rings

Ligand PEB bd 201

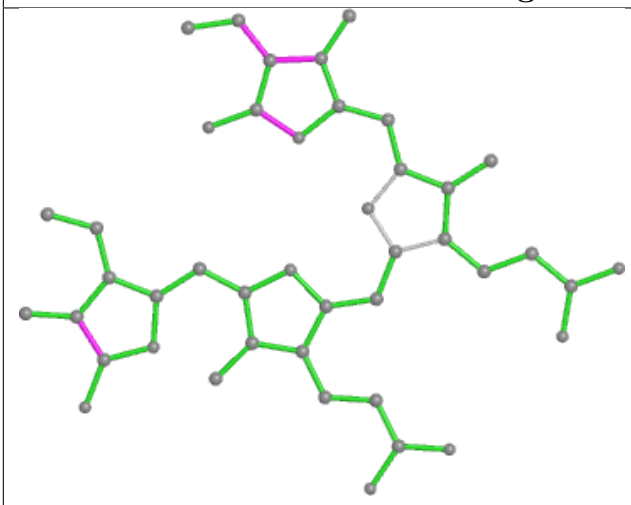

Bond lengths

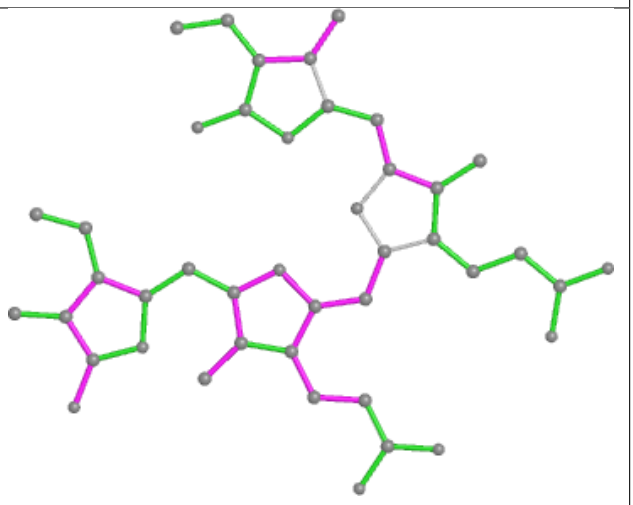

Bond angles

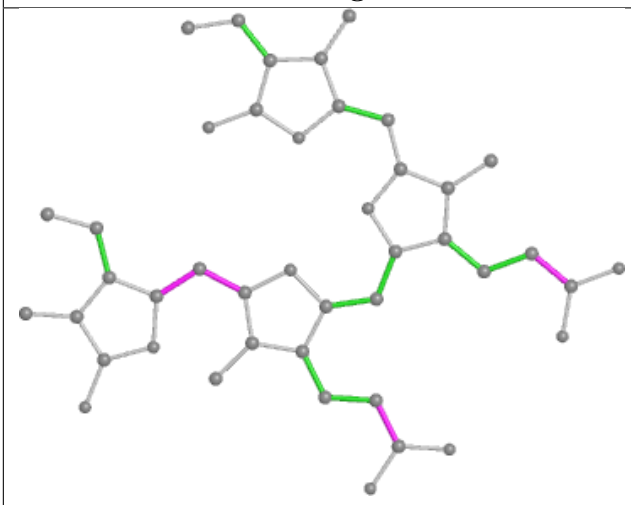

Torsions

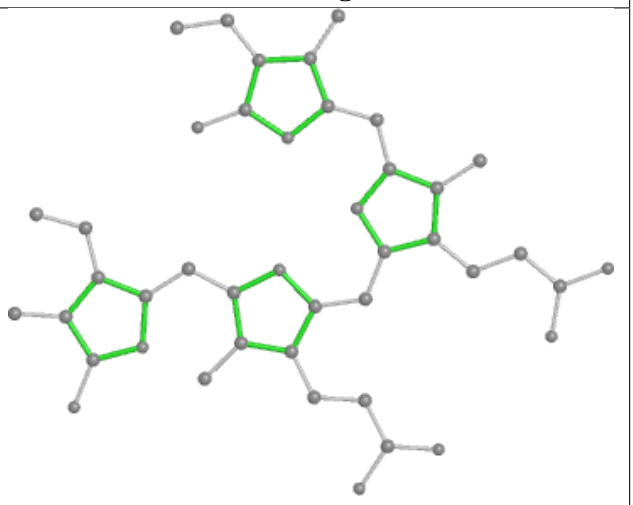

Rings

Ligand PEB ff 202

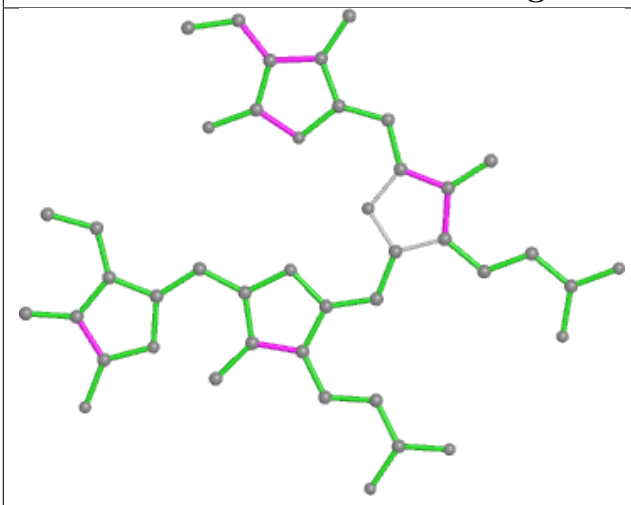

Bond lengths

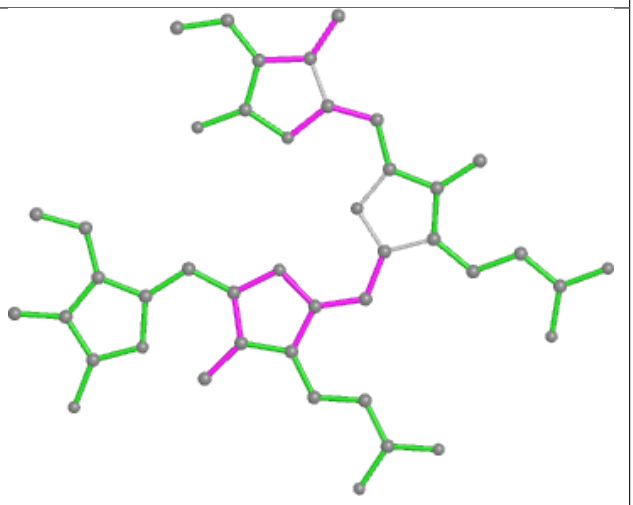

Bond angles

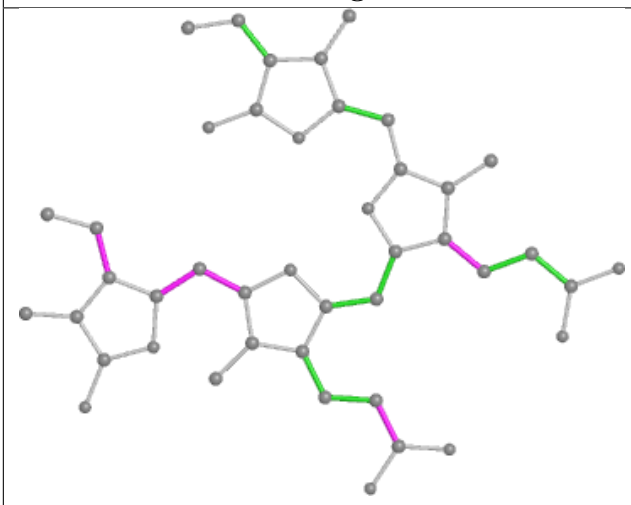

Torsions

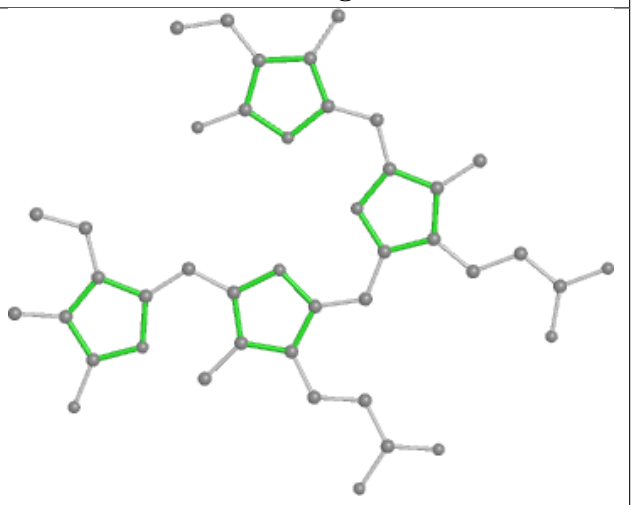

Rings

Ligand PUB b9 407

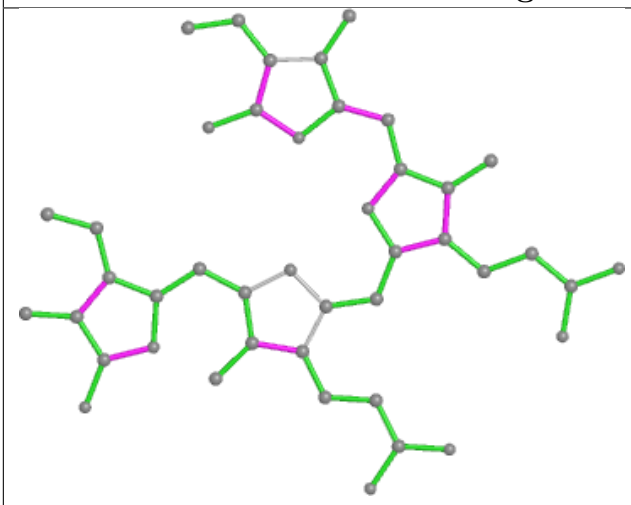

Bond lengths

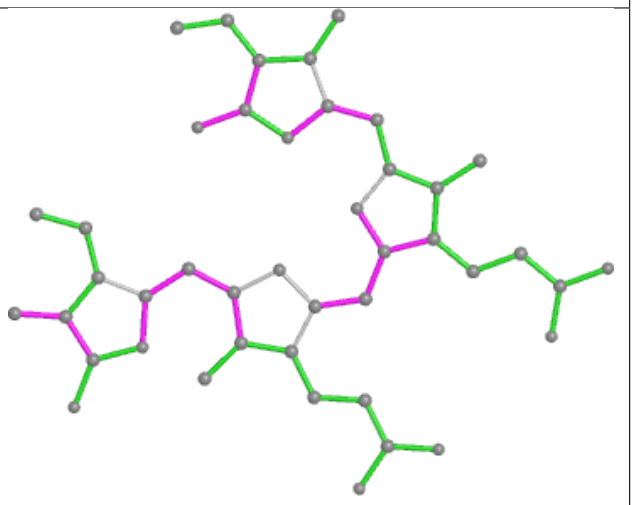

Bond angles

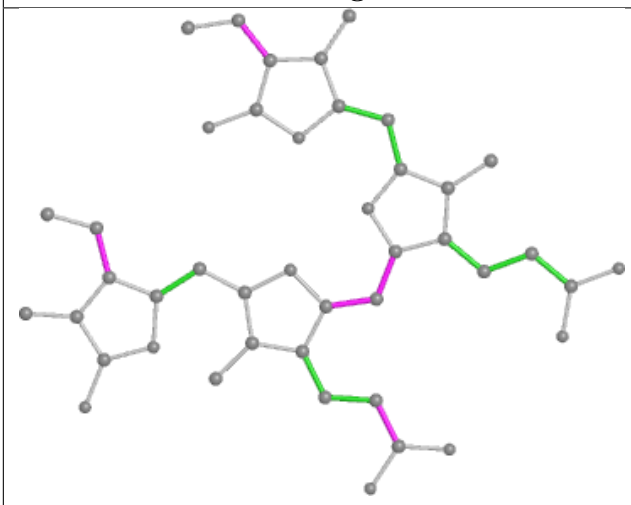

Torsions

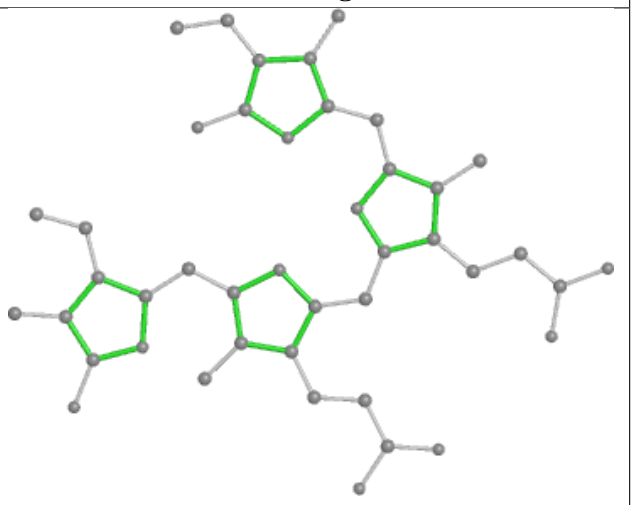

Rings

Ligand PEB aj 201

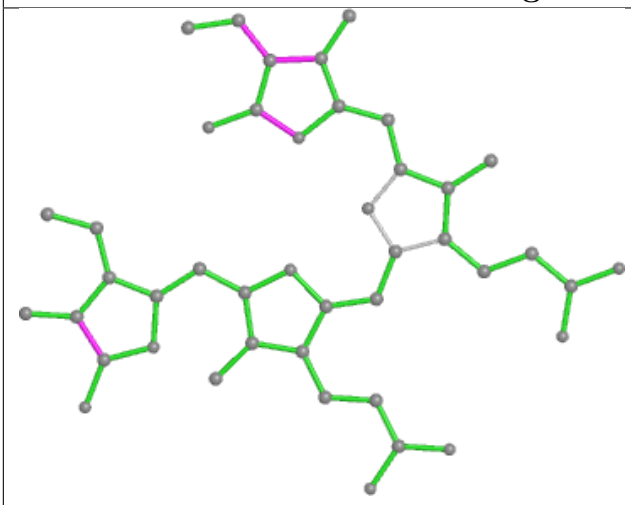

Bond lengths

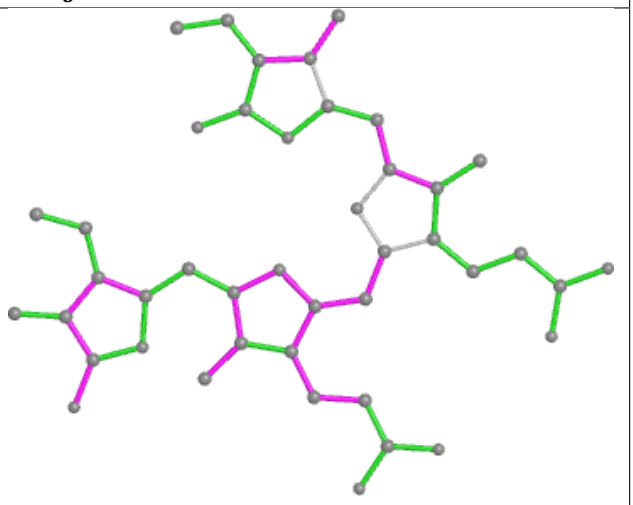

Bond angles

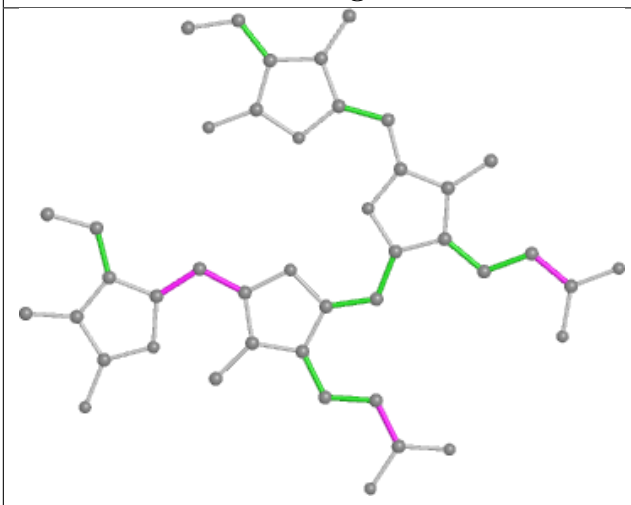

Torsions

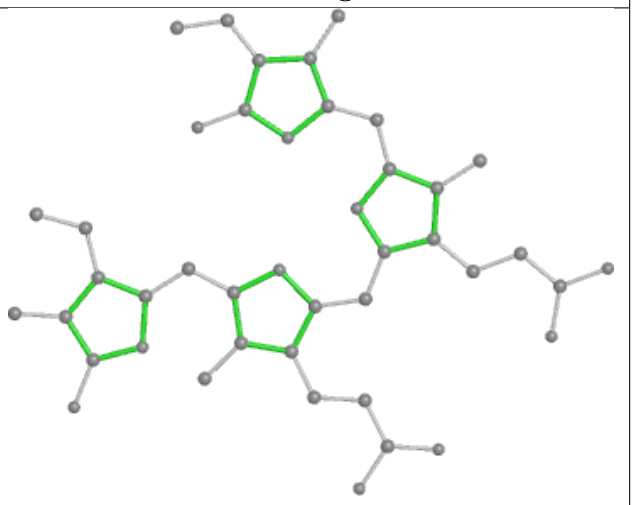

Rings

Ligand PEB go 202

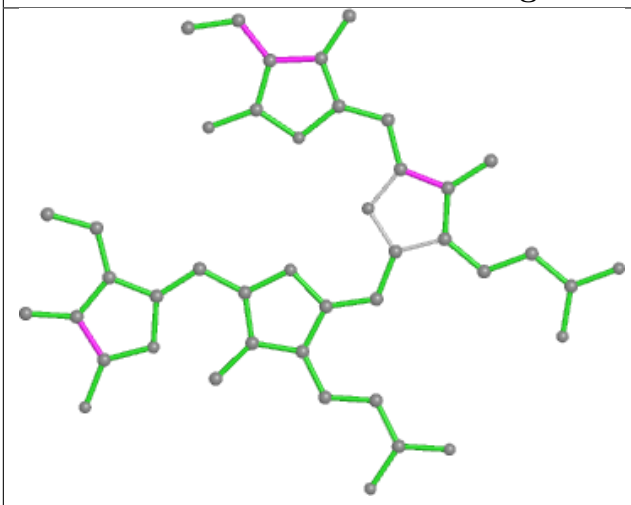

Bond lengths

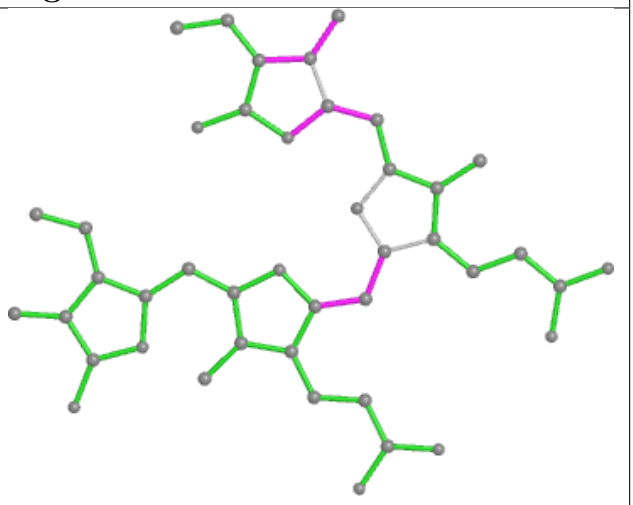

Bond angles

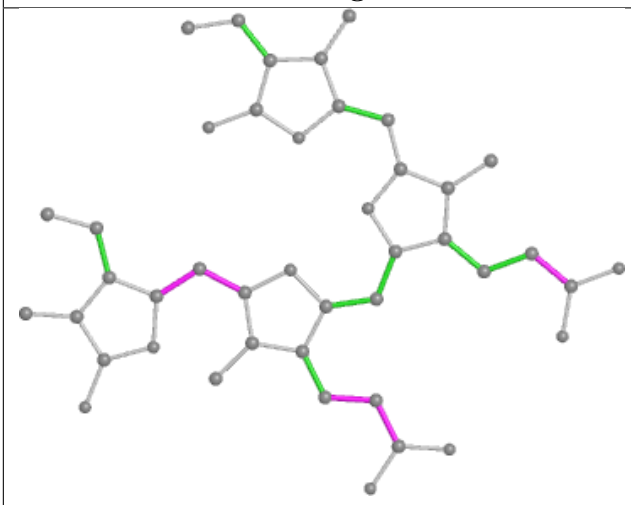

Torsions

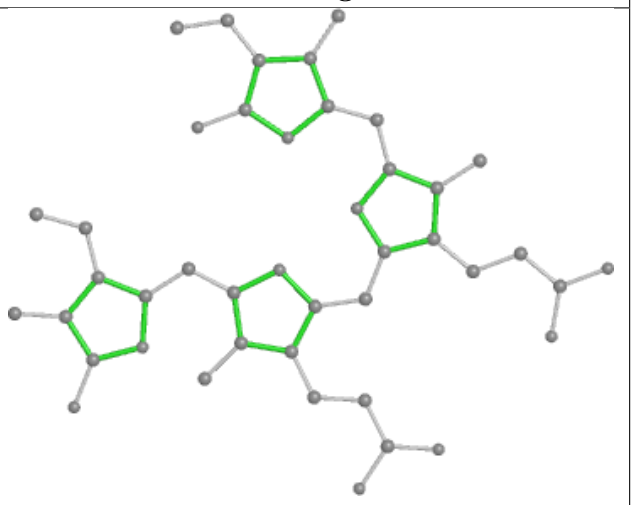

Rings

Ligand PEB e4 202

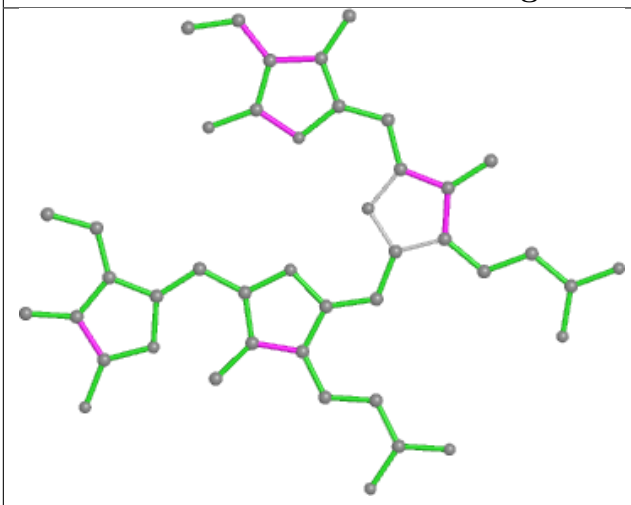

Bond lengths

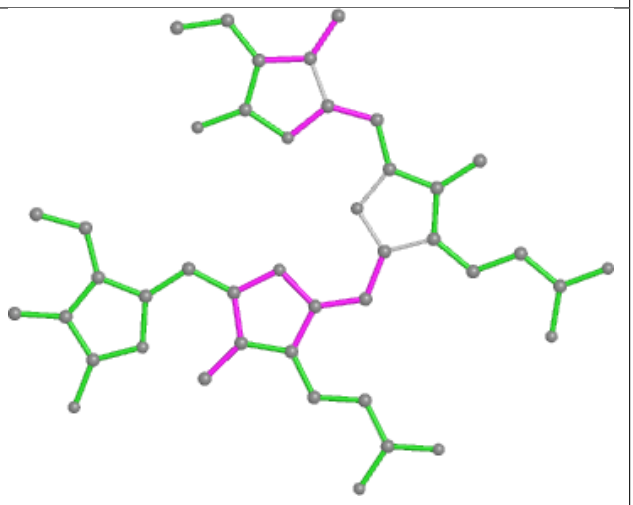

Bond angles

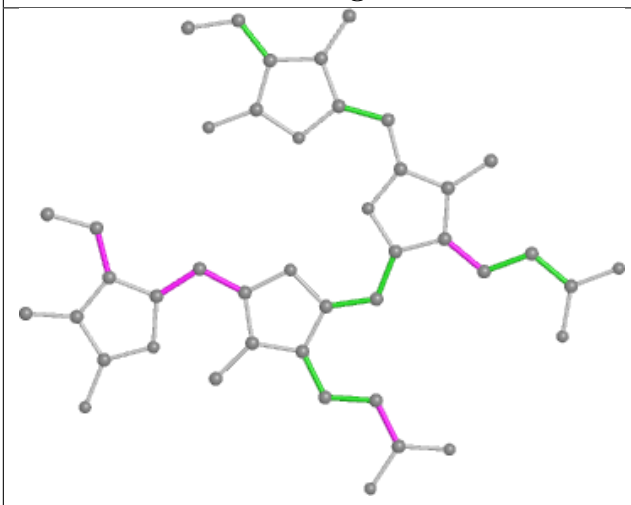

Torsions

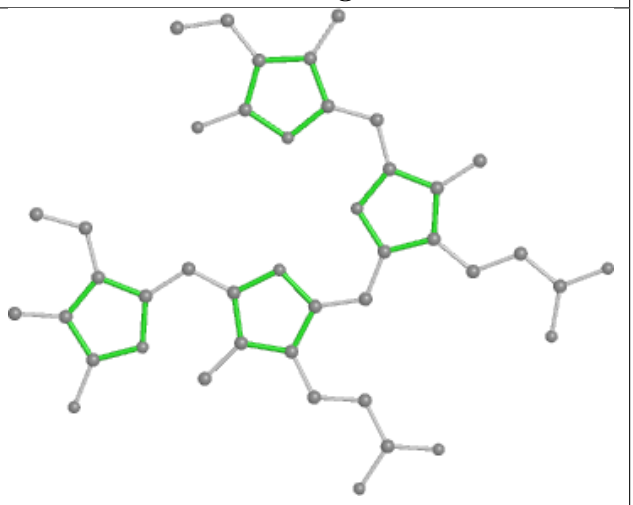

Rings

Ligand PUB kR 1003

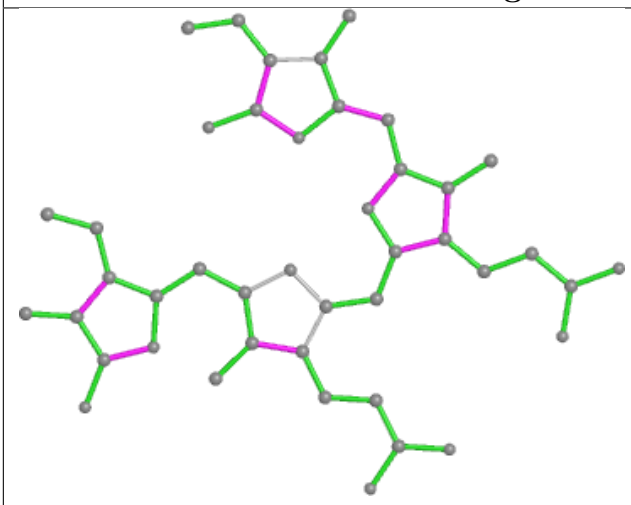

Bond lengths

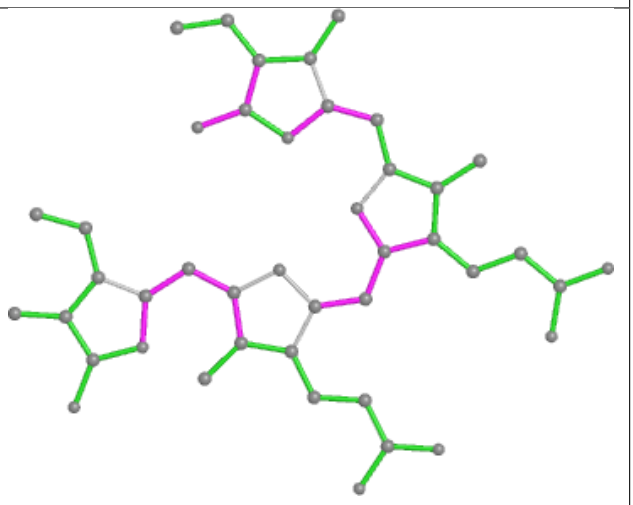

Bond angles

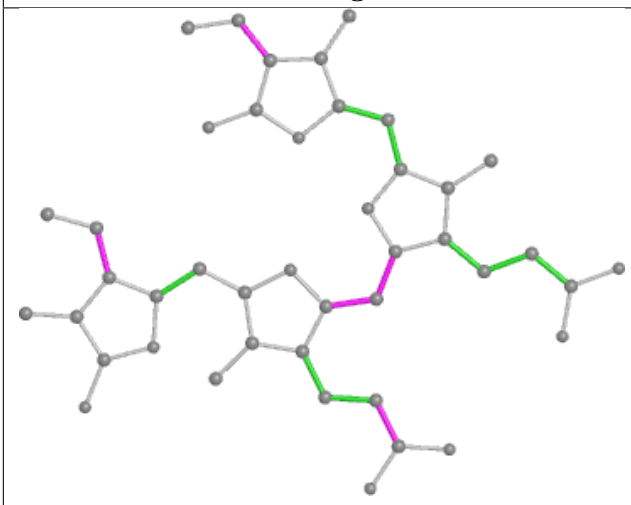

Torsions

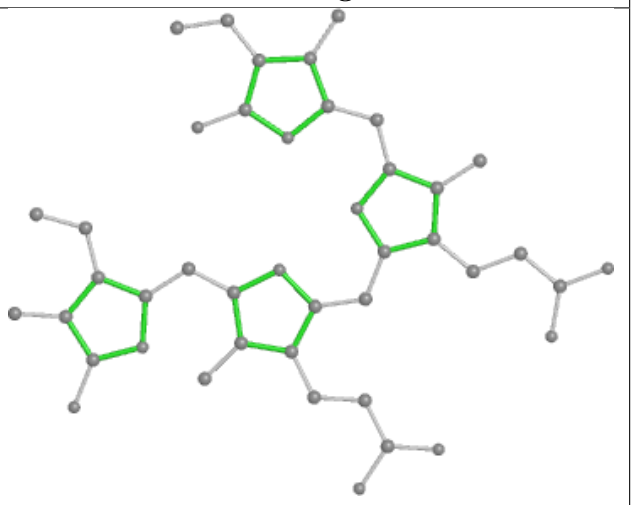

Rings

Ligand PEB k2 202

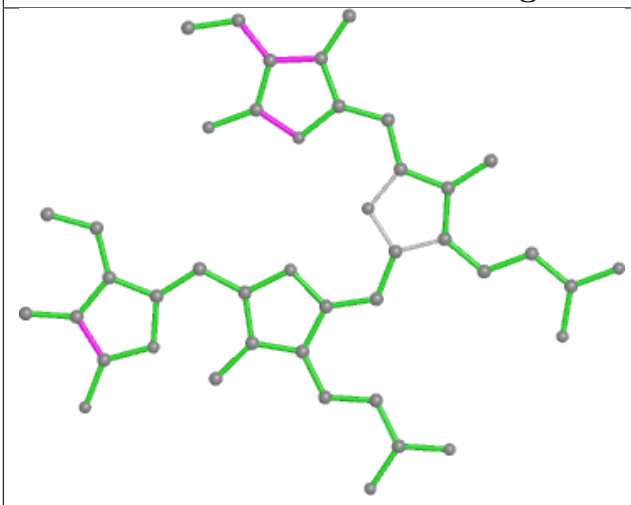

Bond lengths

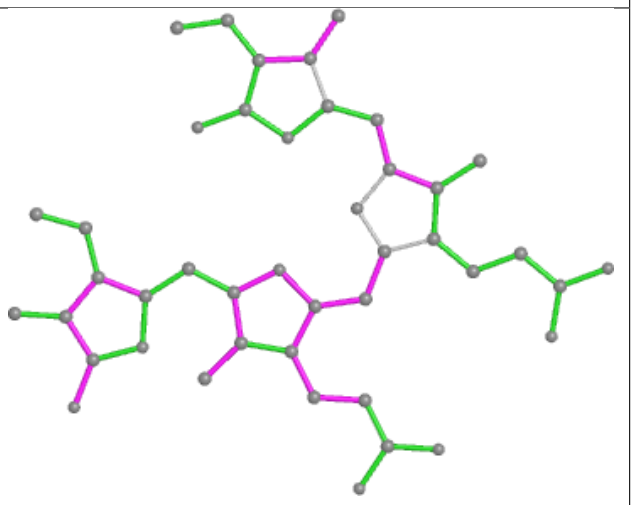

Bond angles

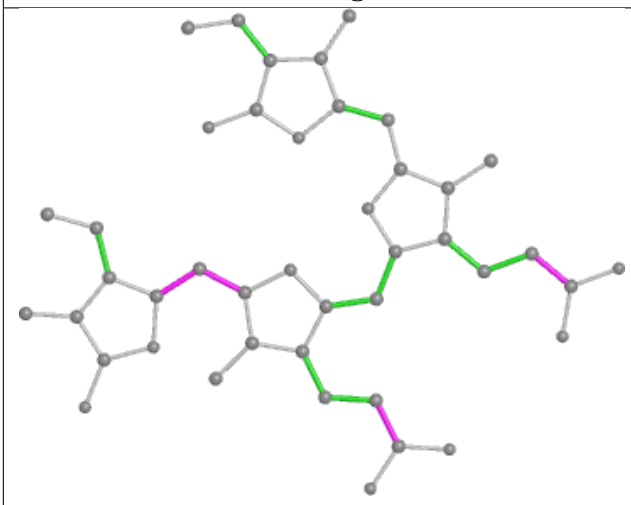

Torsions

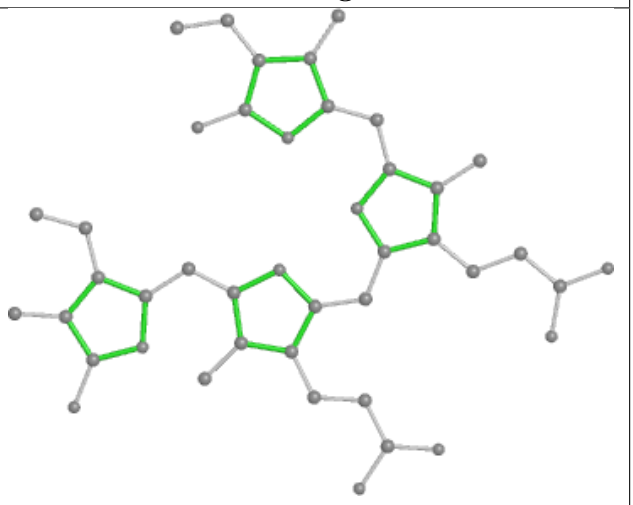

Rings

Ligand PEB dR 201

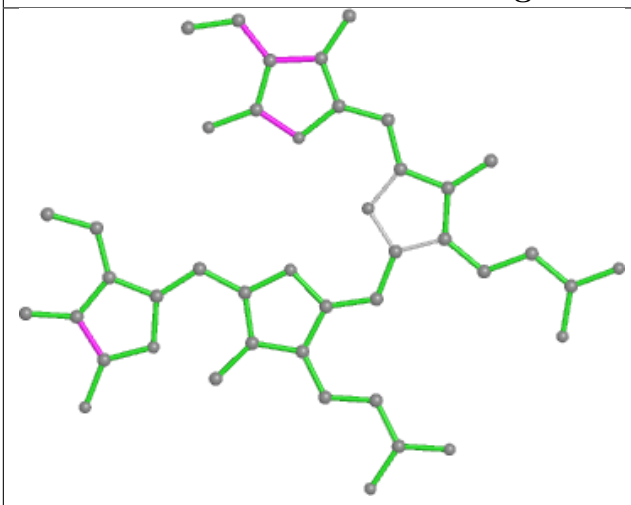

Bond lengths

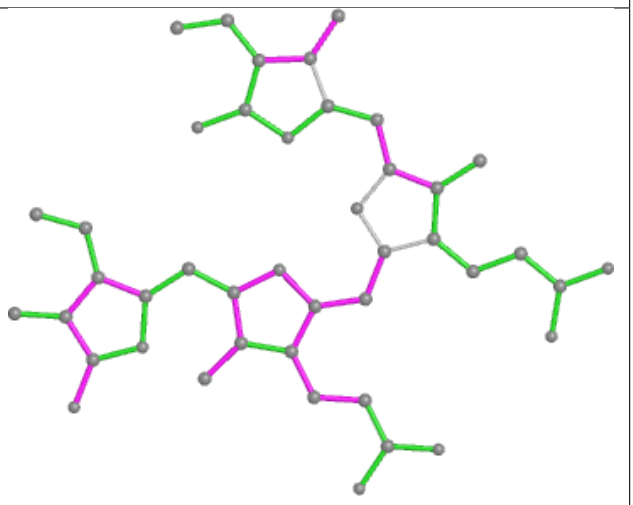

Bond angles

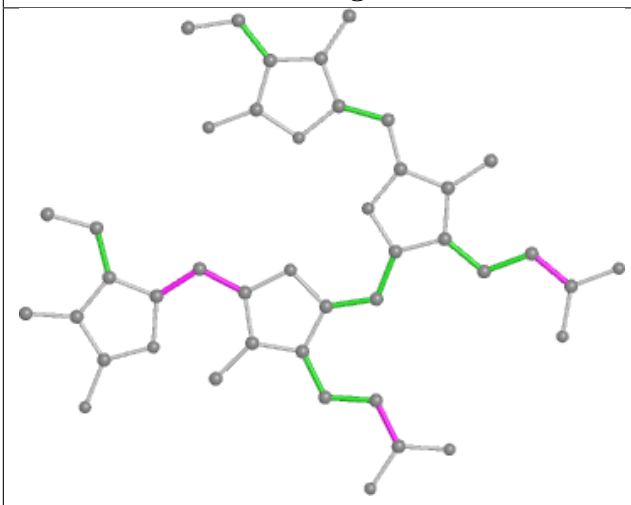

Torsions

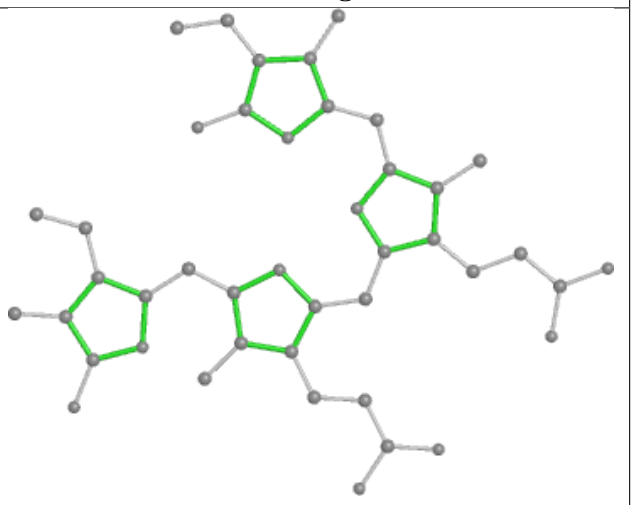

Rings

Ligand PEB ah 202

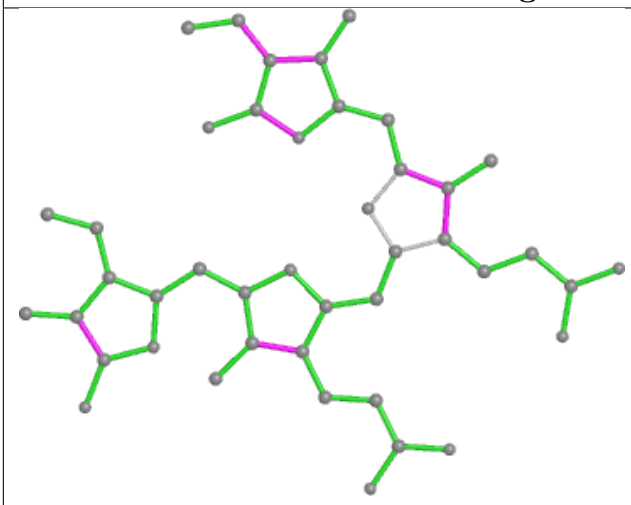

Bond lengths

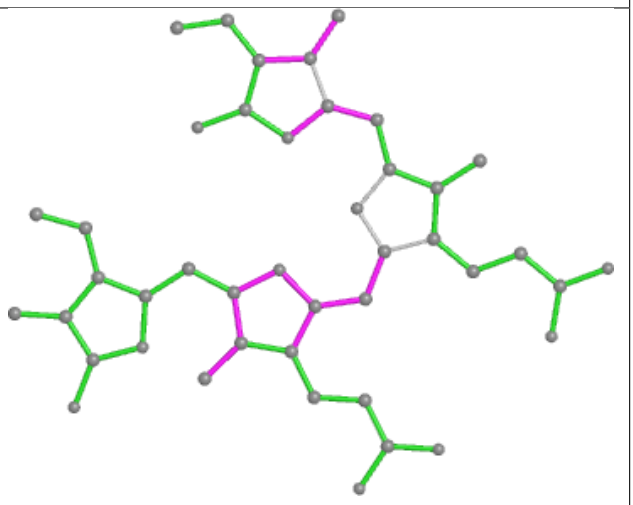

Bond angles

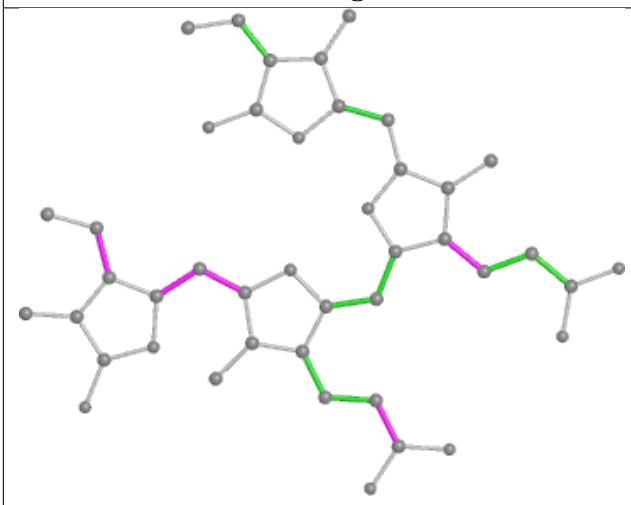

Torsions

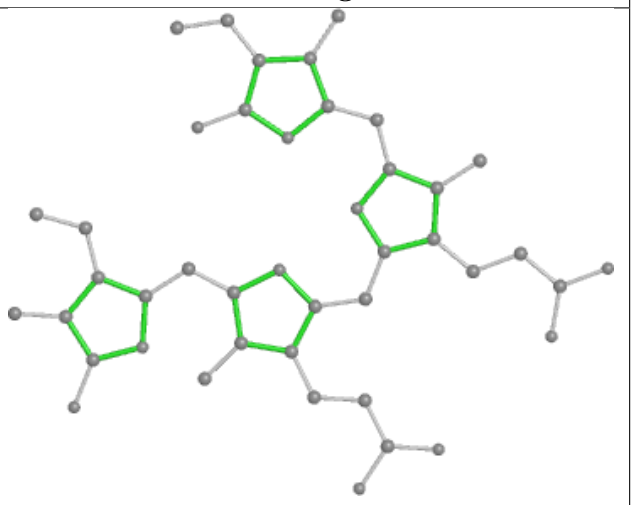

Rings

Ligand PEB ep 202

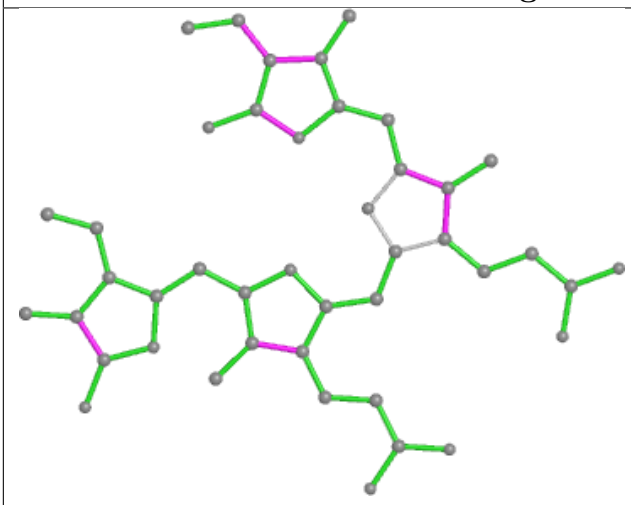

Bond lengths

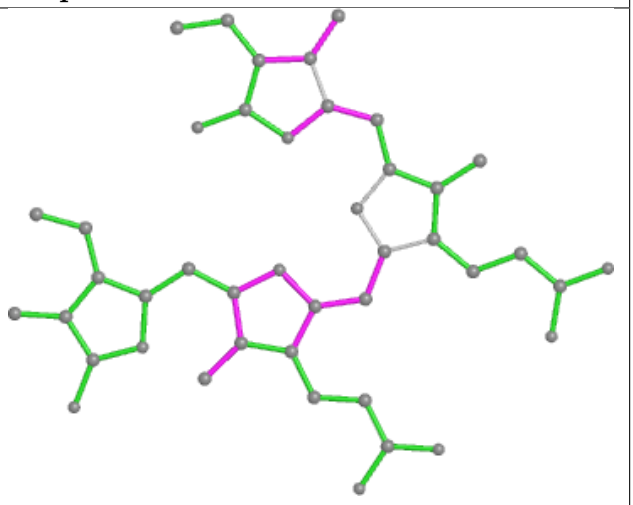

Bond angles

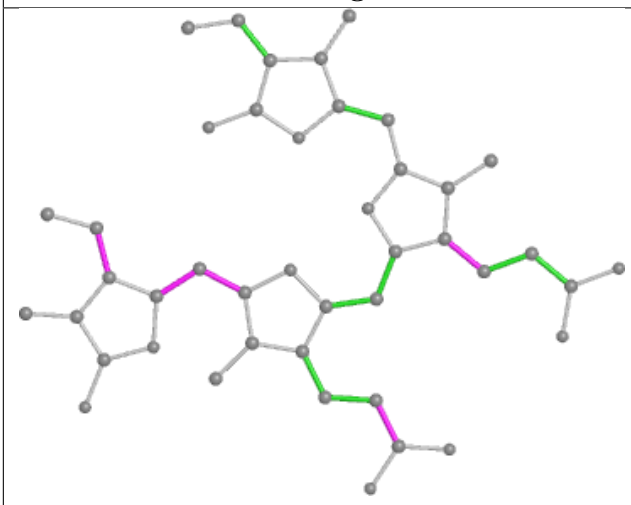

Torsions

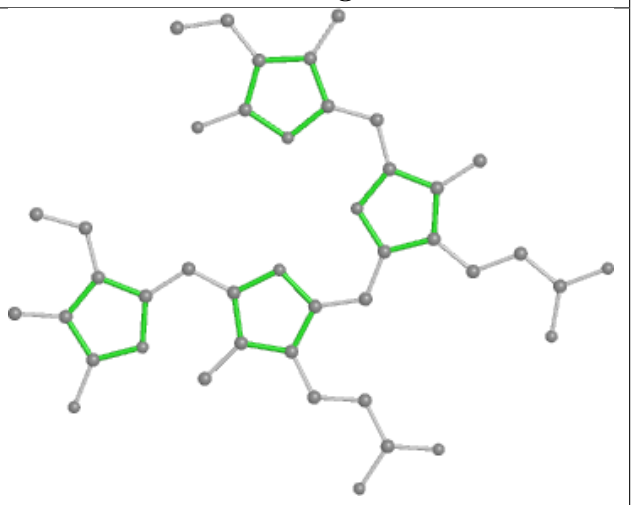

Rings

Ligand PUB v2 203

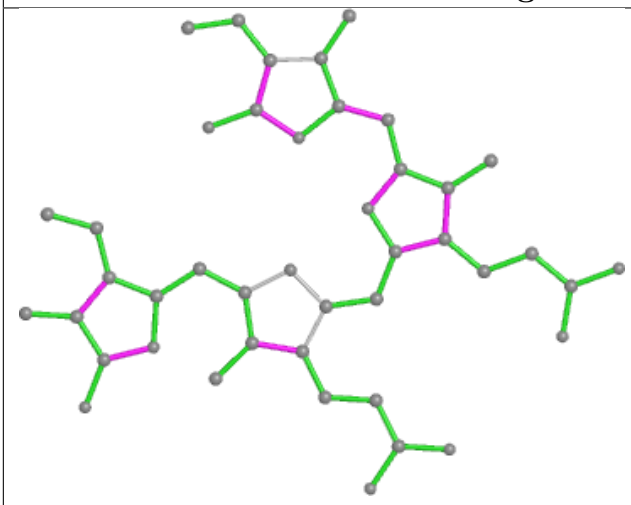

Bond lengths

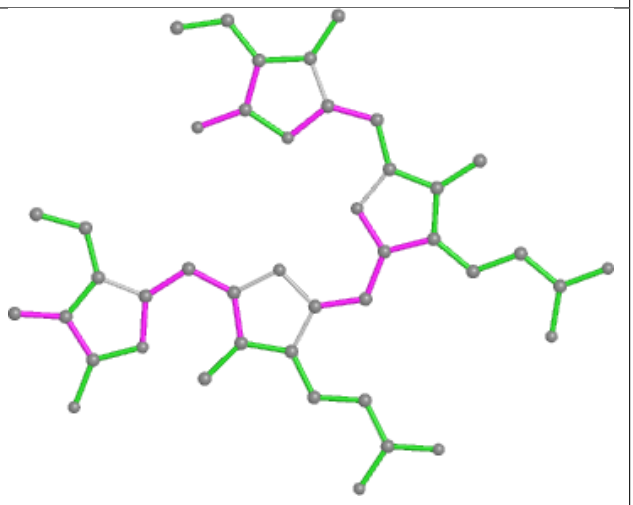

Bond angles

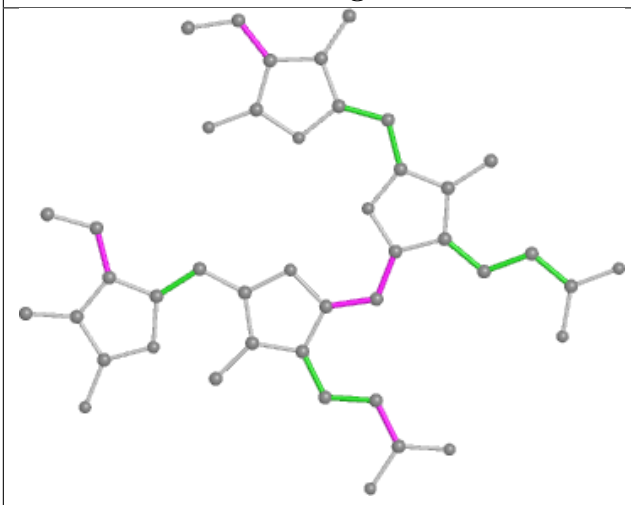

Torsions

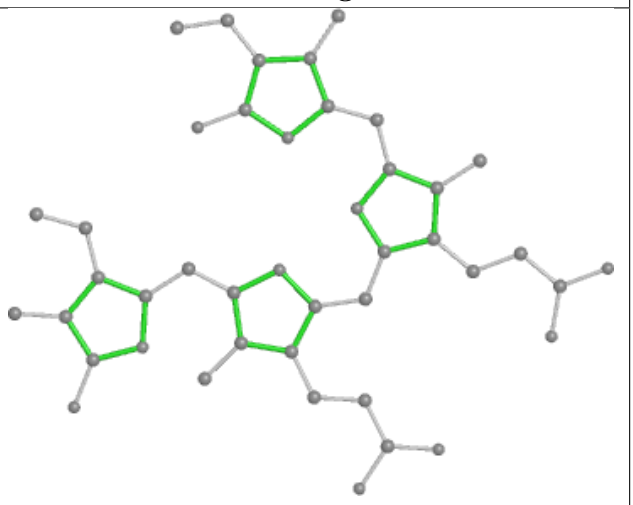

Rings

Ligand PEB lo 202

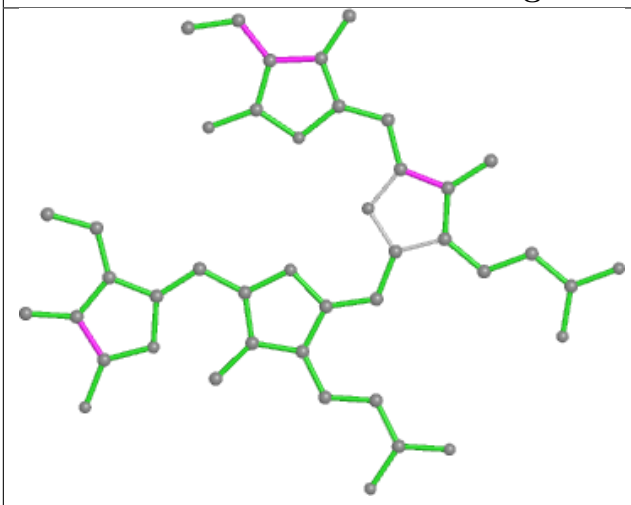

Bond lengths

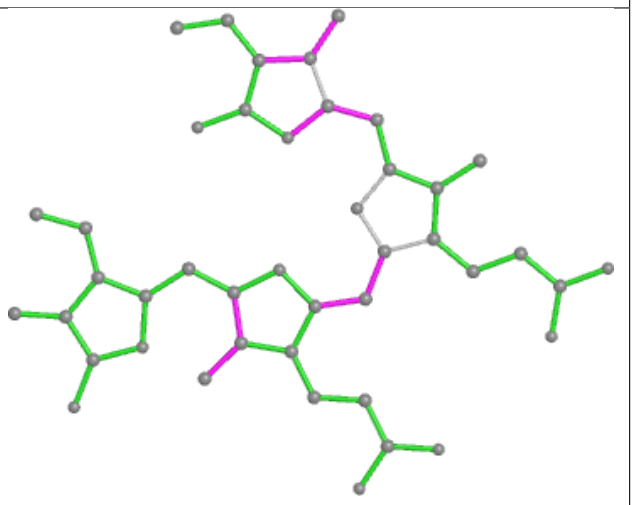

Bond angles

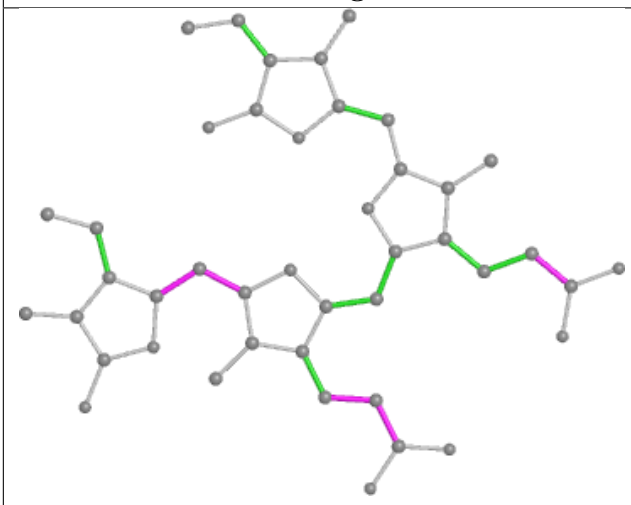

Torsions

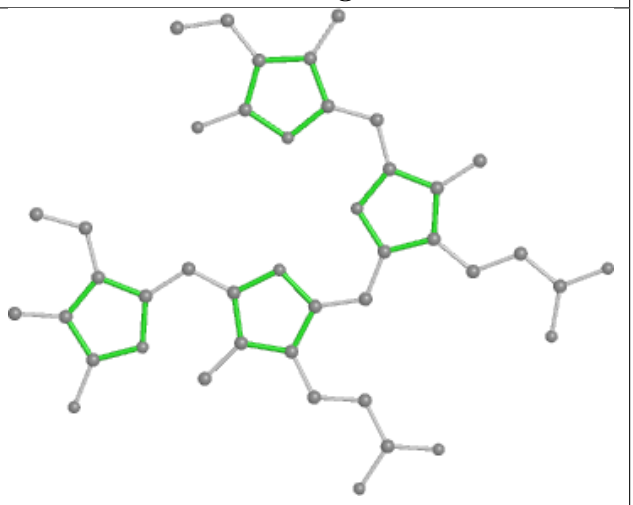

Rings

Ligand PEB eW 201

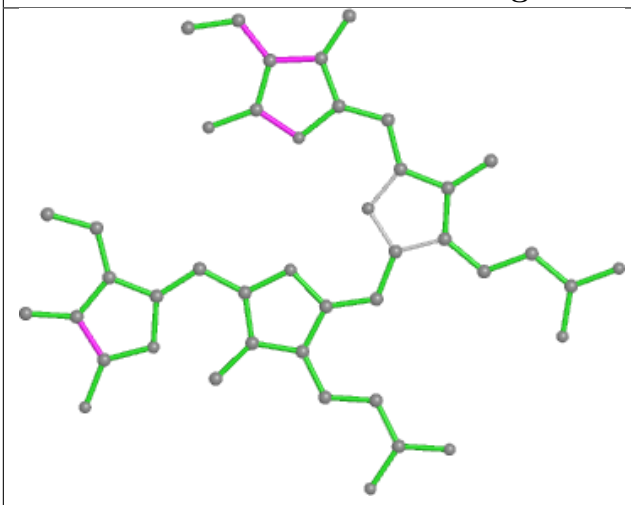

Bond lengths

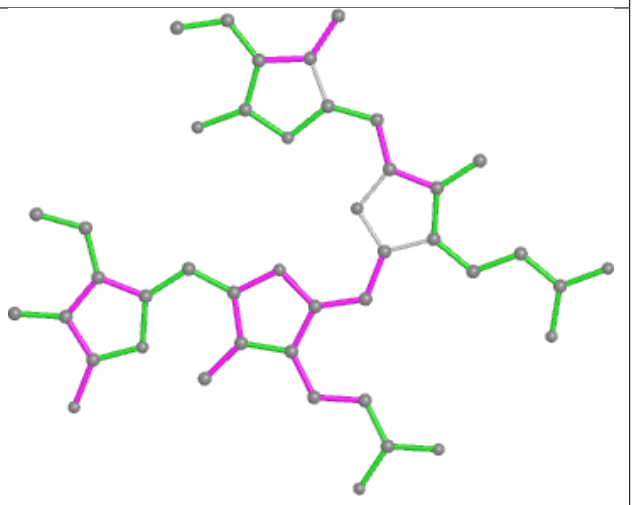

Bond angles

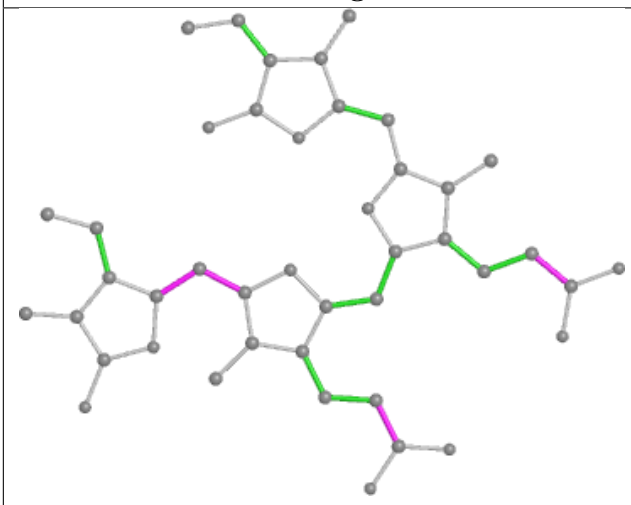

Torsions

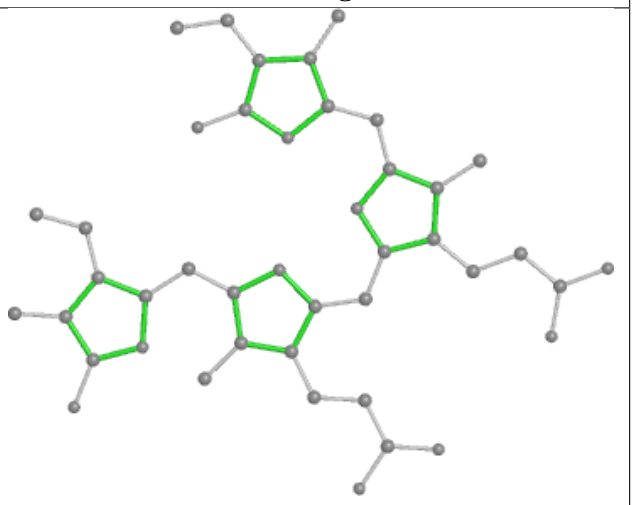

Rings

Ligand PUB T4 202

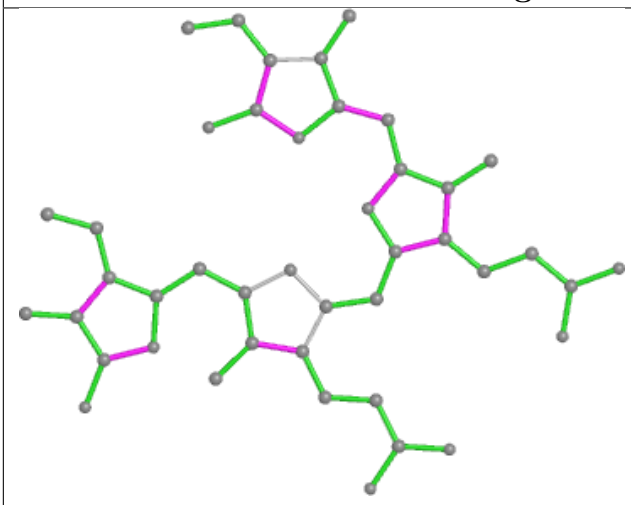

Bond lengths

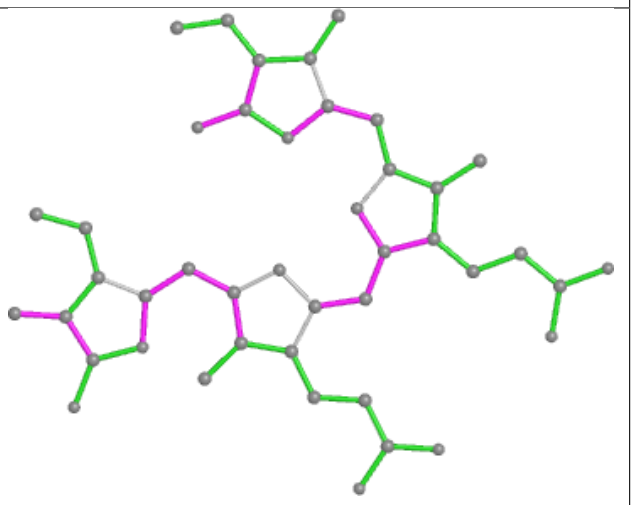

Bond angles

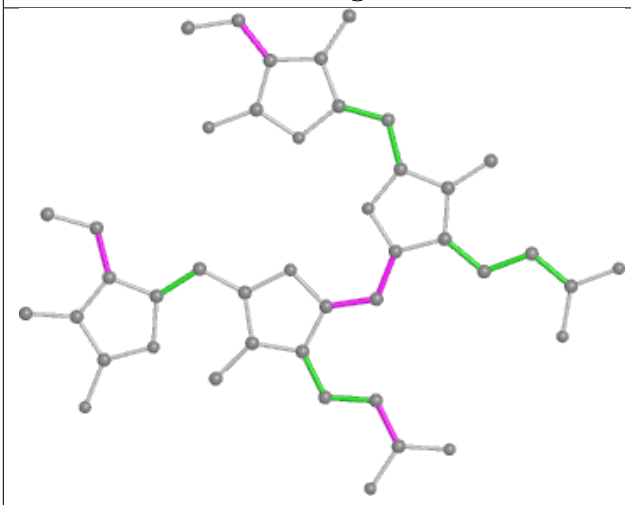

Torsions

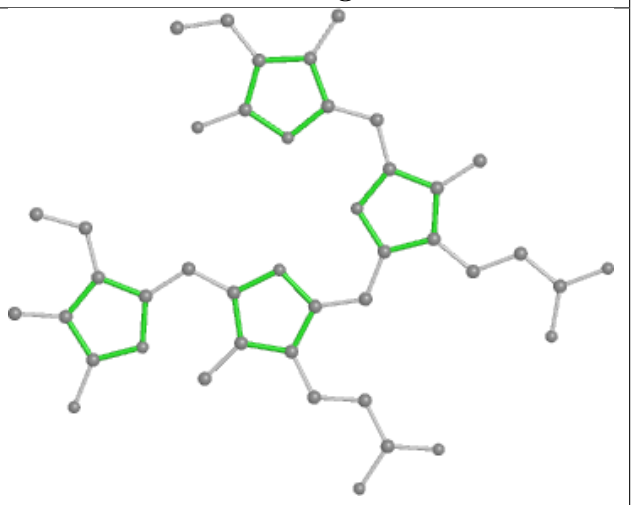

Rings

Ligand PEB O2 202

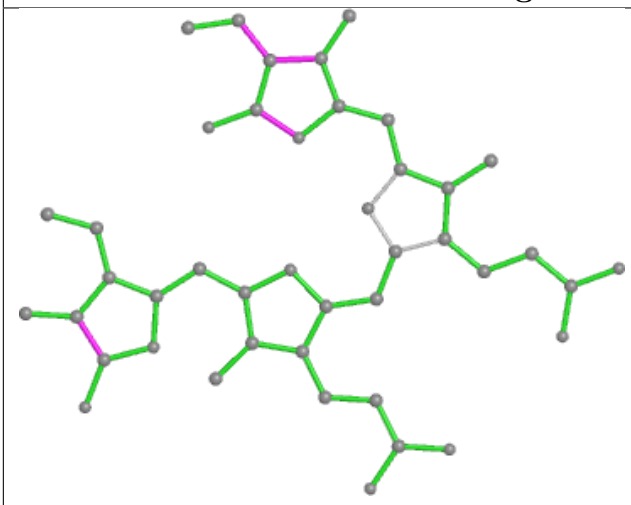

Bond lengths

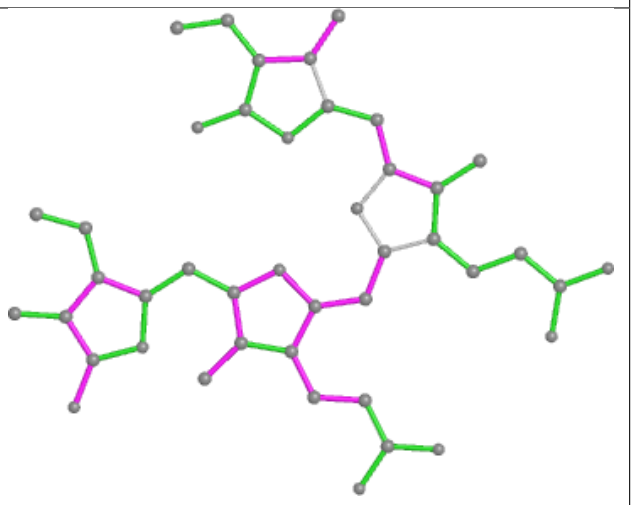

Bond angles

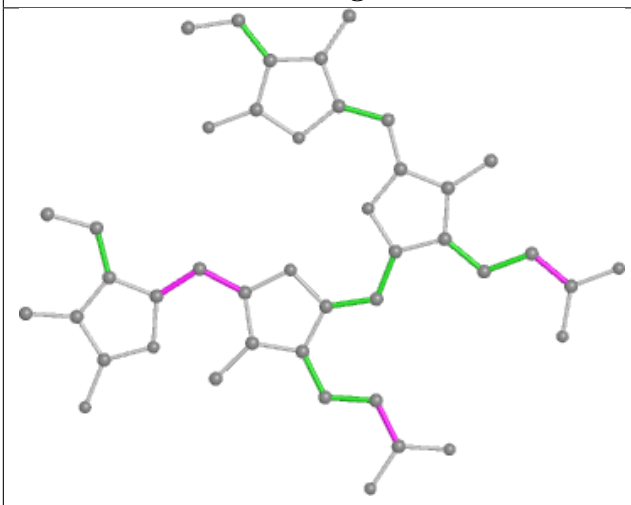

Torsions

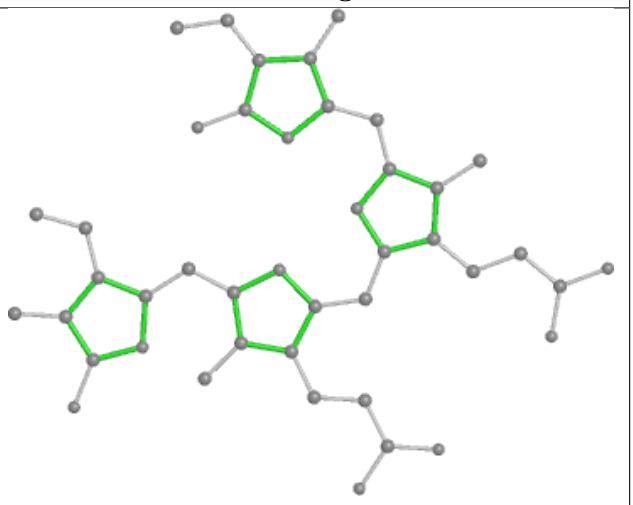

Rings

Ligand PEB z6 201

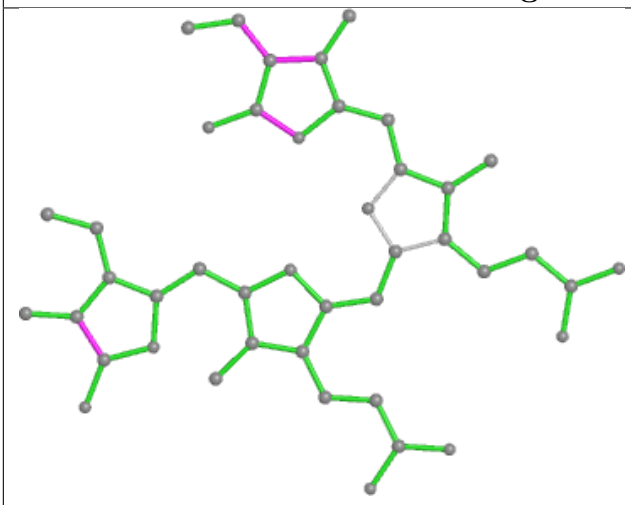

Bond lengths

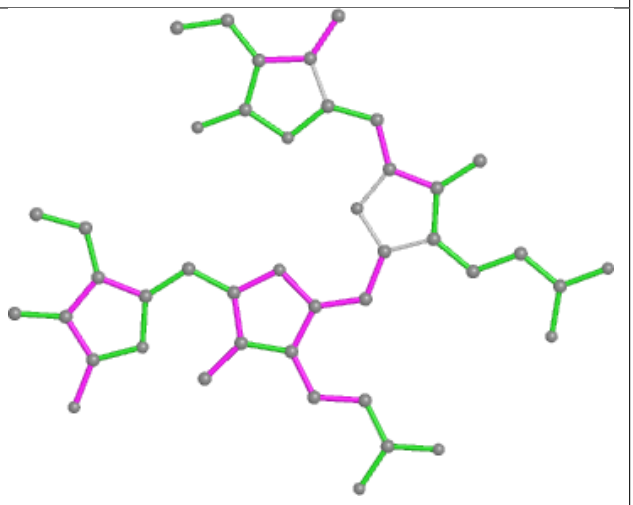

Bond angles

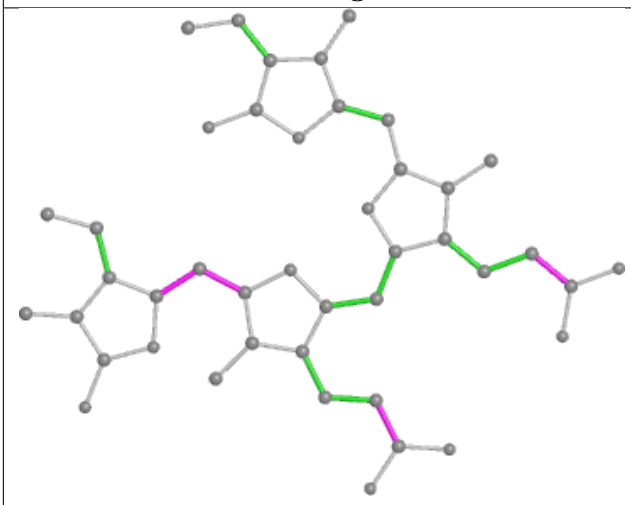

Torsions

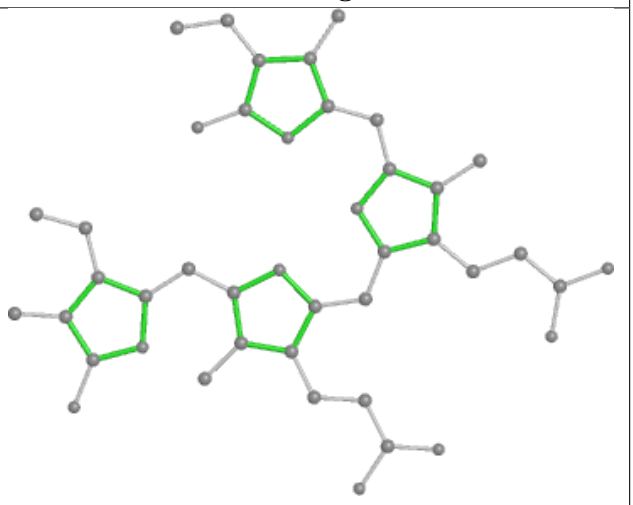

Rings

Ligand PEB I4 201

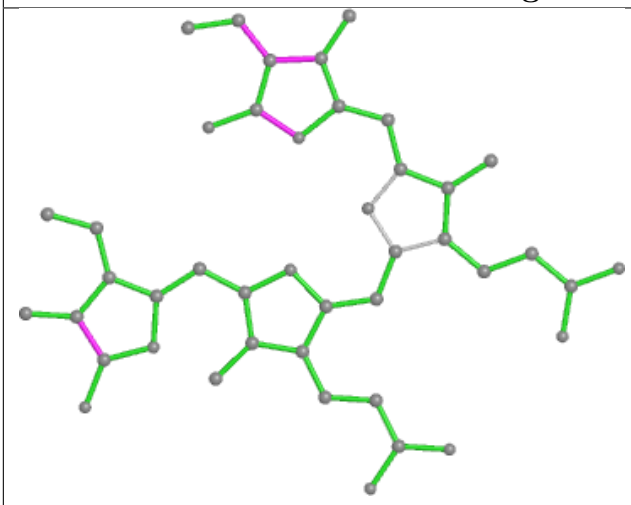

Bond lengths

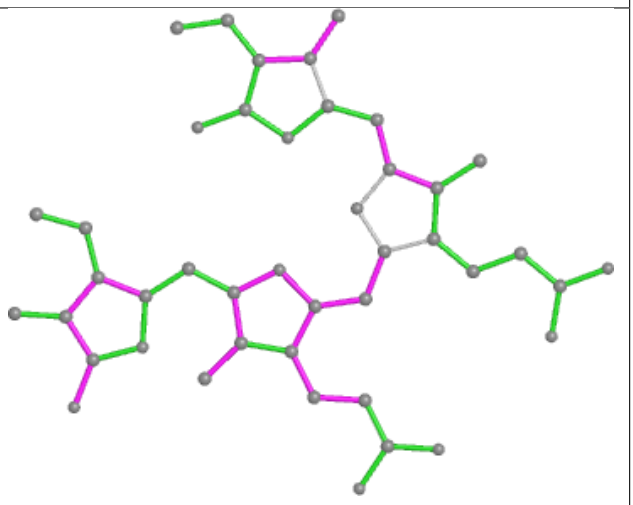

Bond angles

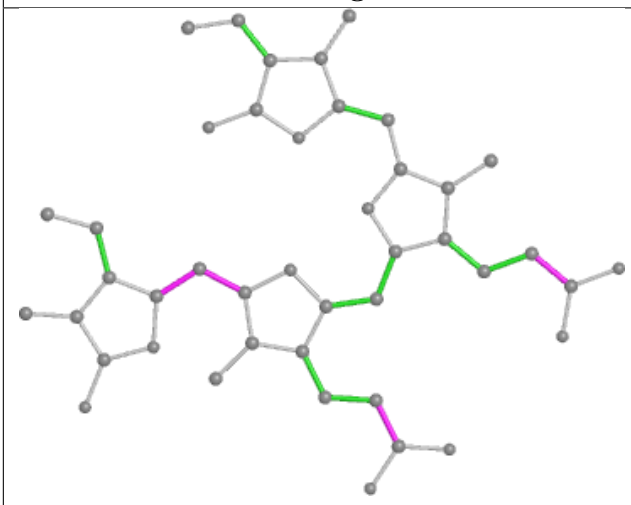

Torsions

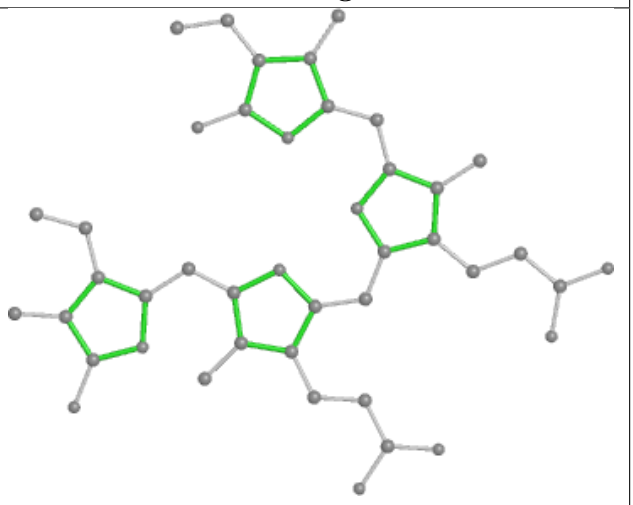

Rings

Ligand PEB al 201

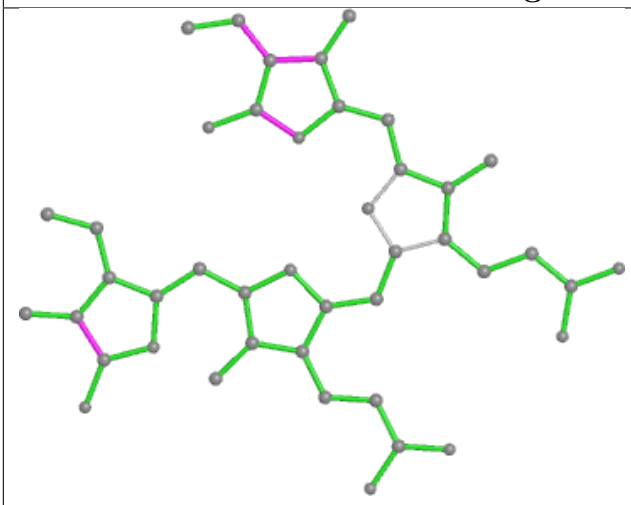

Bond lengths

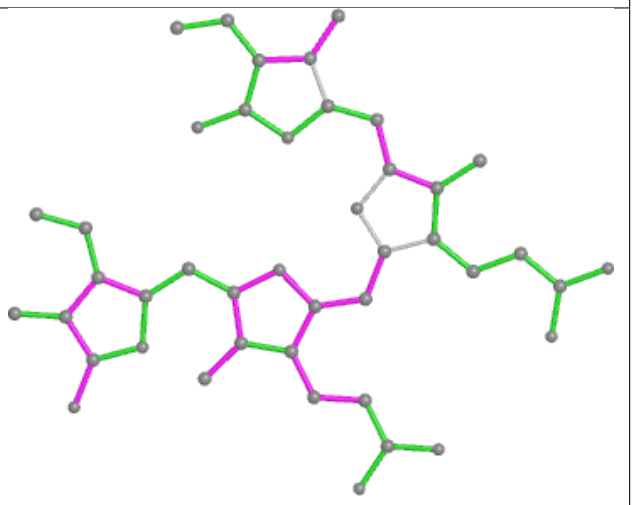

Bond angles

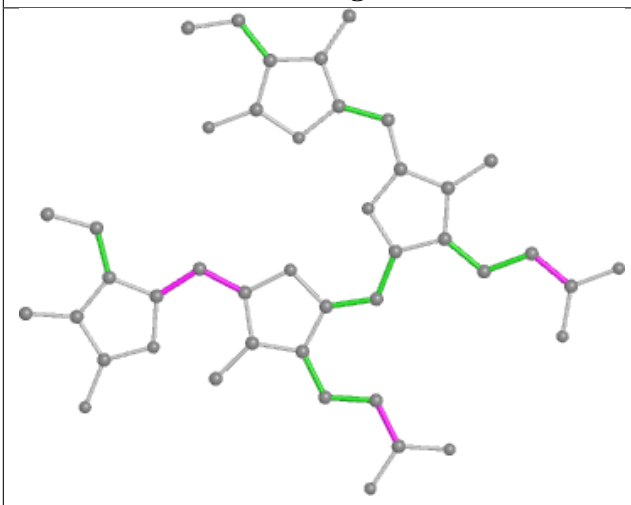

Torsions

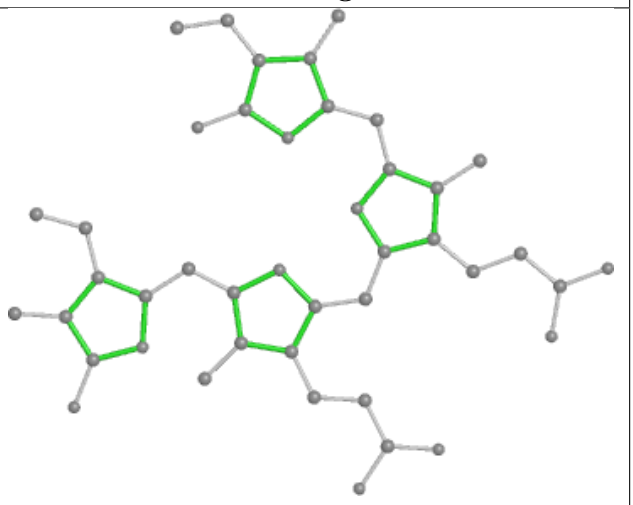

Rings

Ligand PVN hY 404

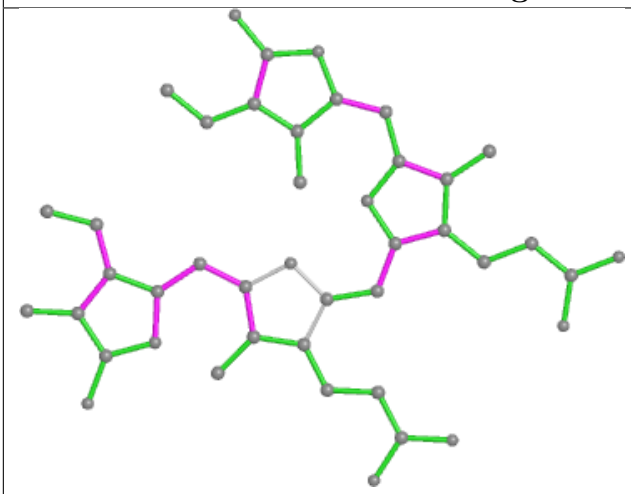

Bond lengths

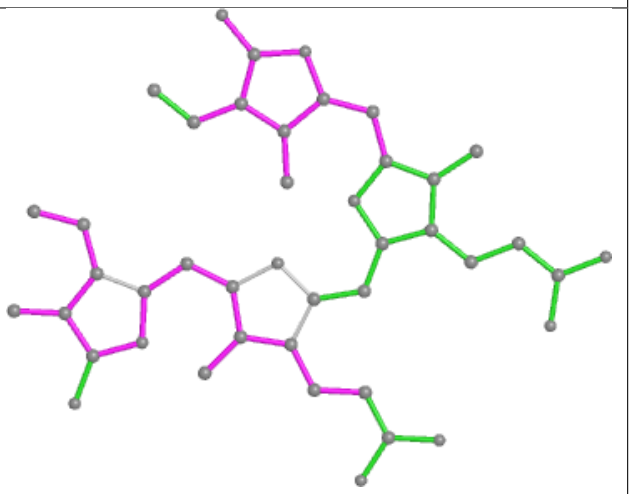

Bond angles

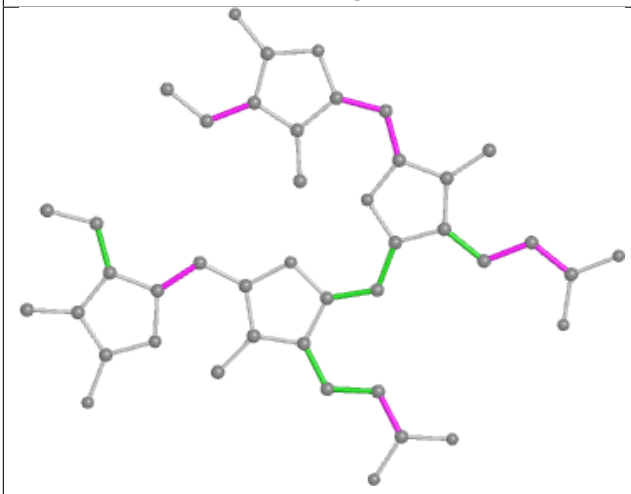

Torsions

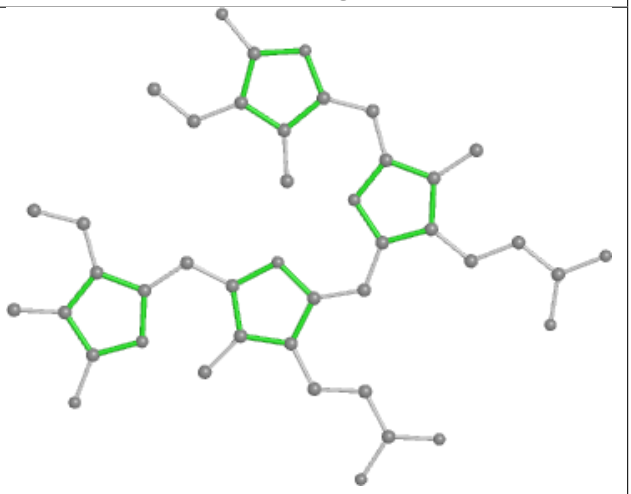

Rings

Ligand PUB n6 203

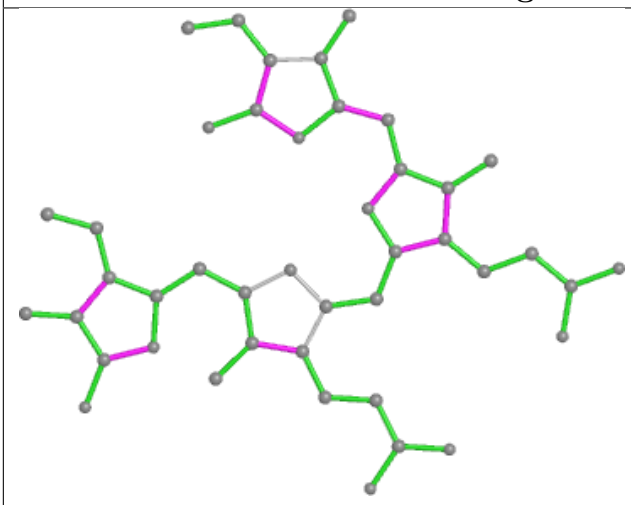

Bond lengths

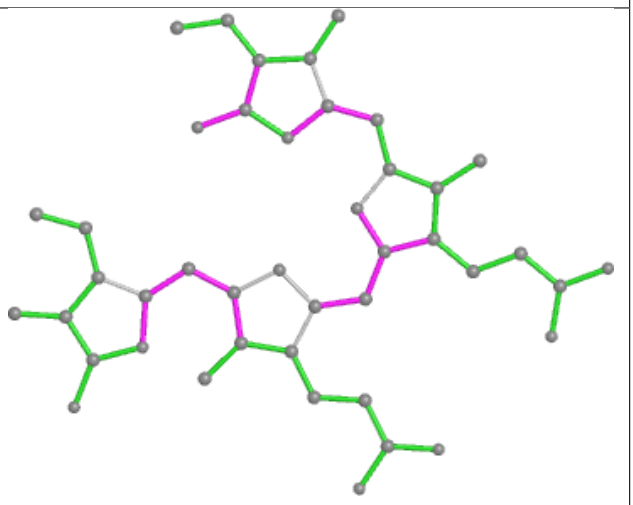

Bond angles

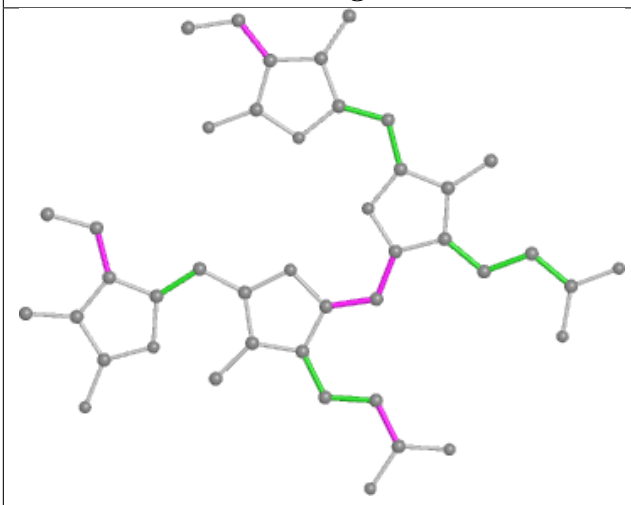

Torsions

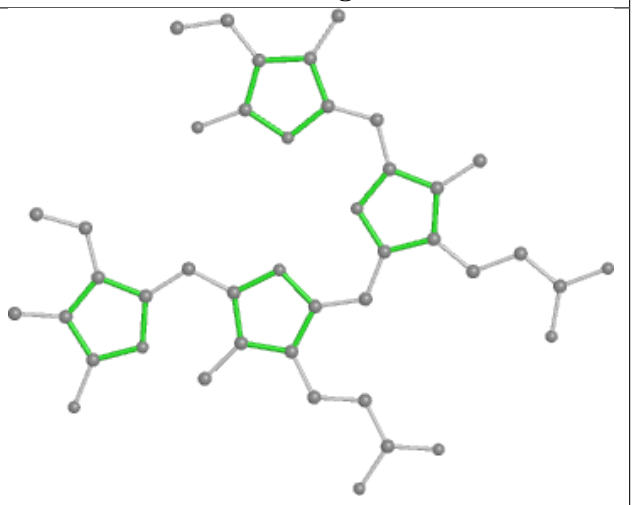

Rings

Ligand PUB fo 203

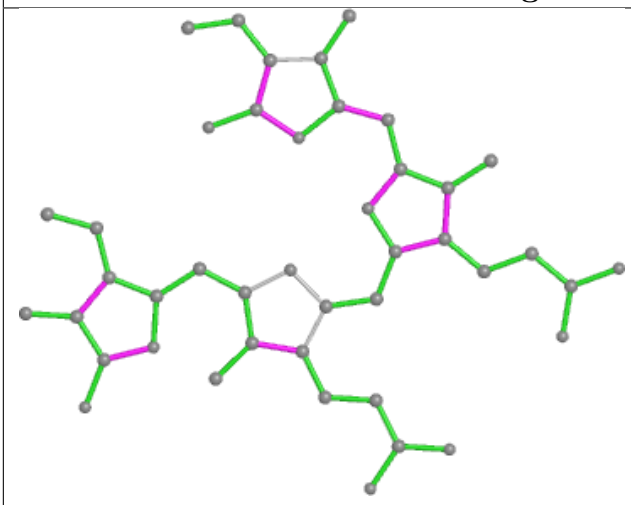

Bond lengths

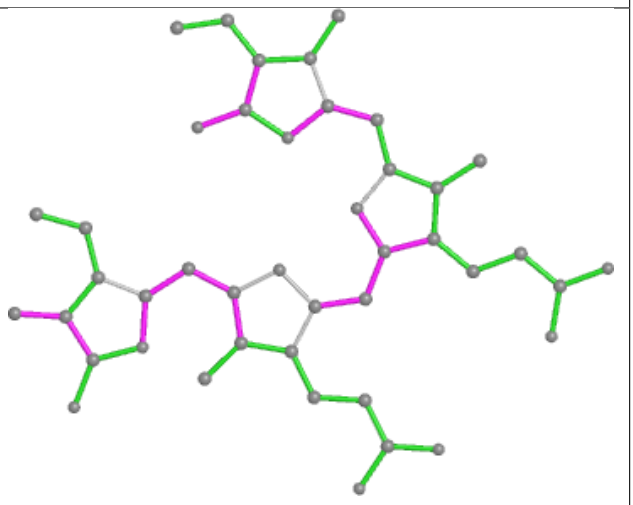

Bond angles

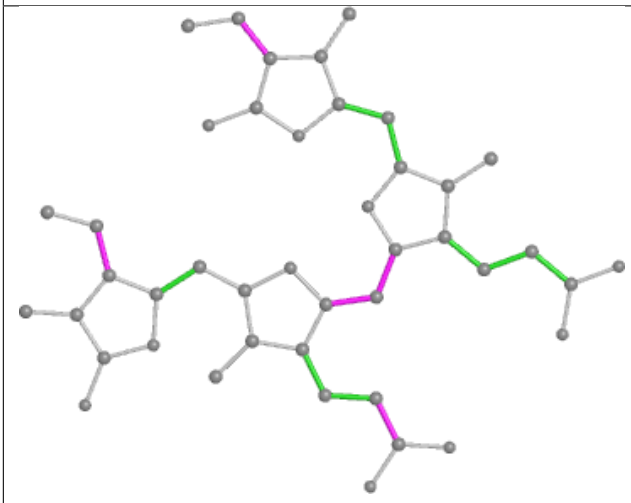

Torsions

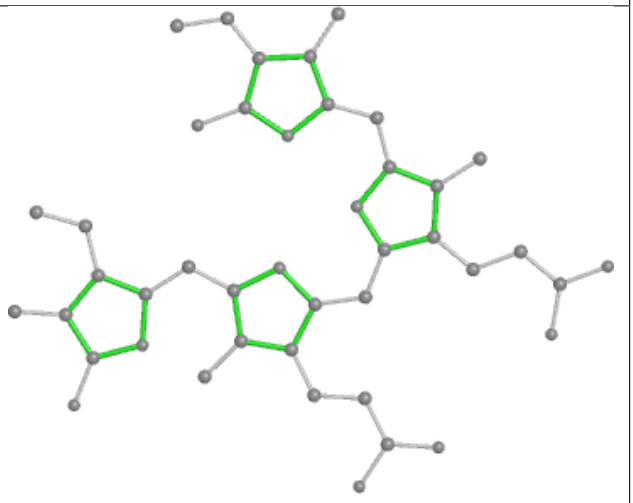

Rings

Ligand PEB fo 201

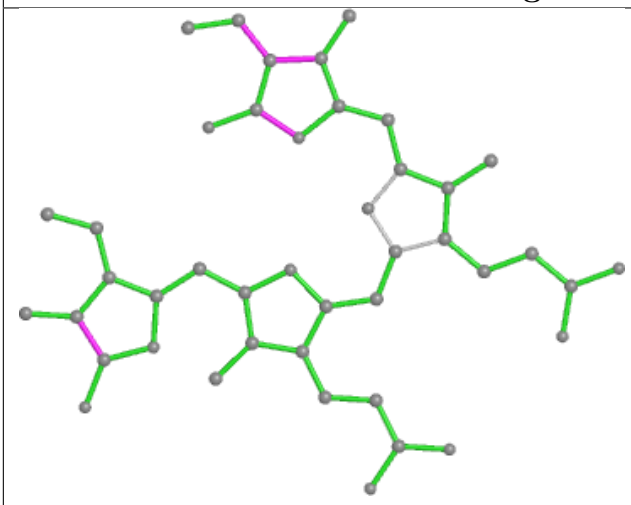

Bond lengths

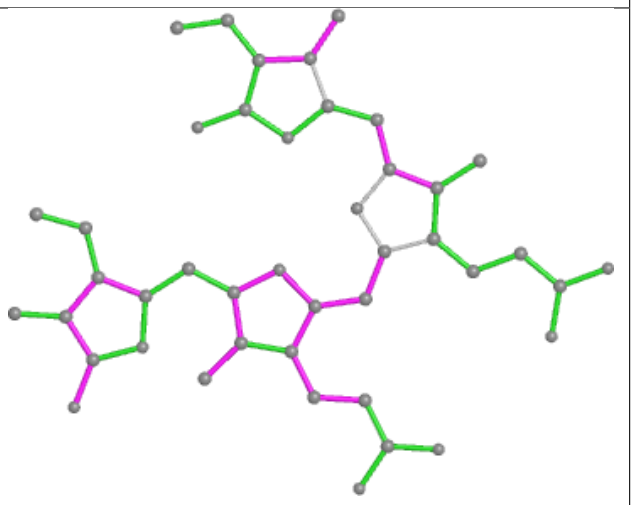

Bond angles

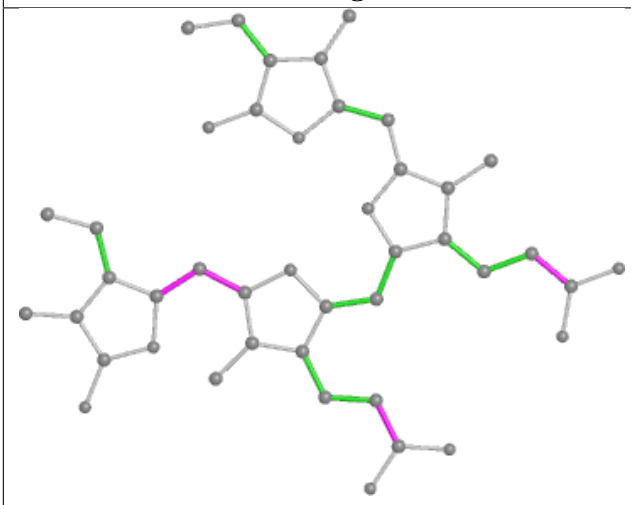

Torsions

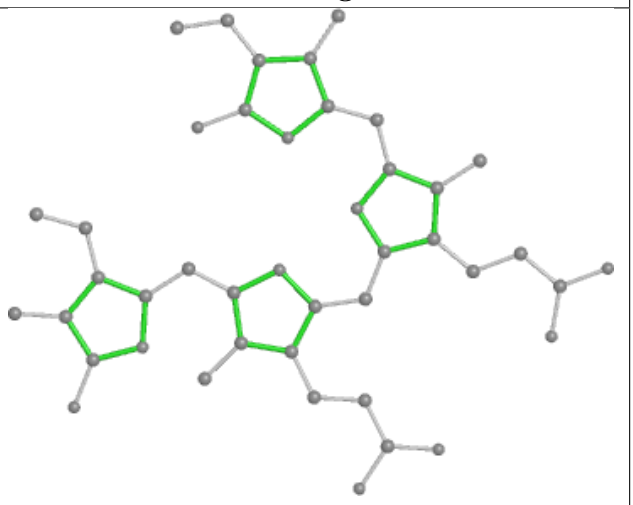

Rings

Ligand PEB jL 1001

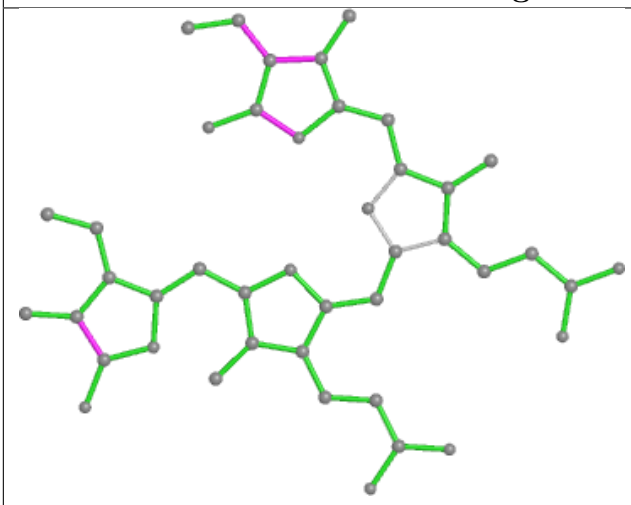

Bond lengths

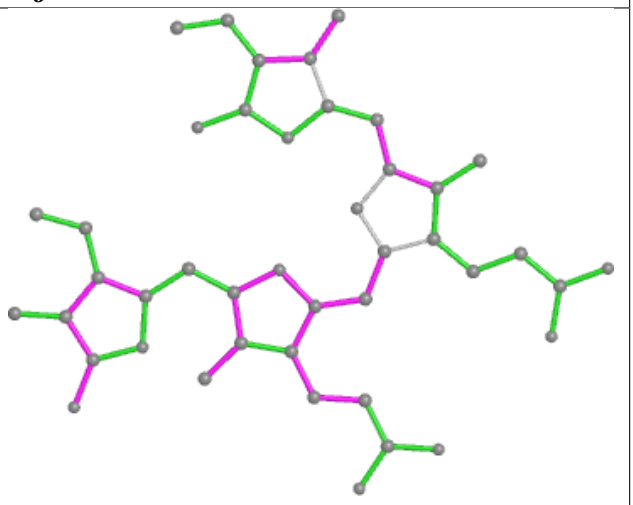

Bond angles

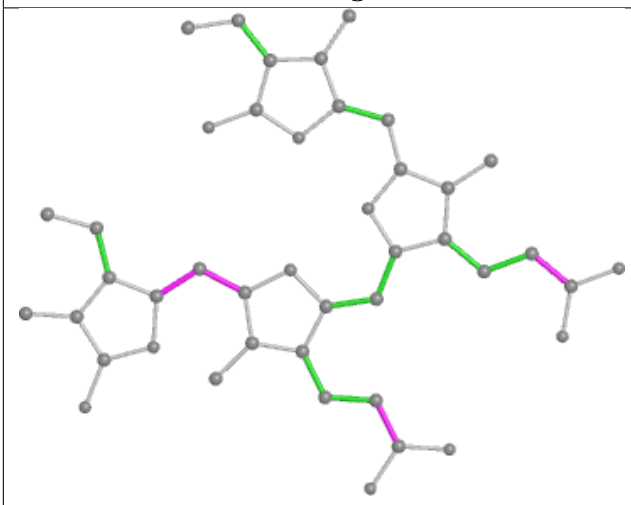

Torsions

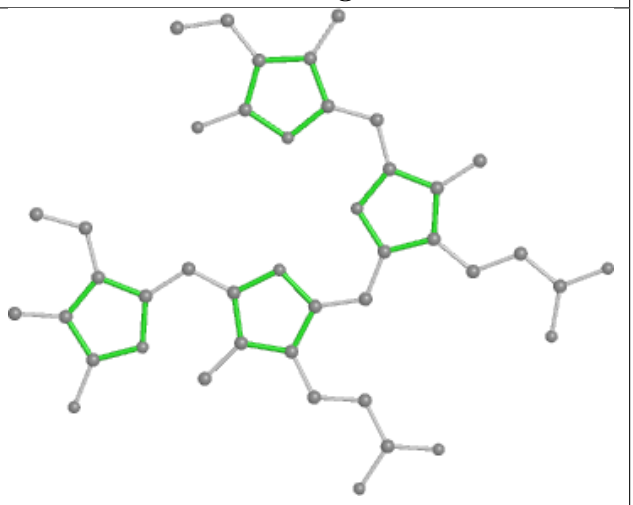

Rings

Ligand PEB cm 1001

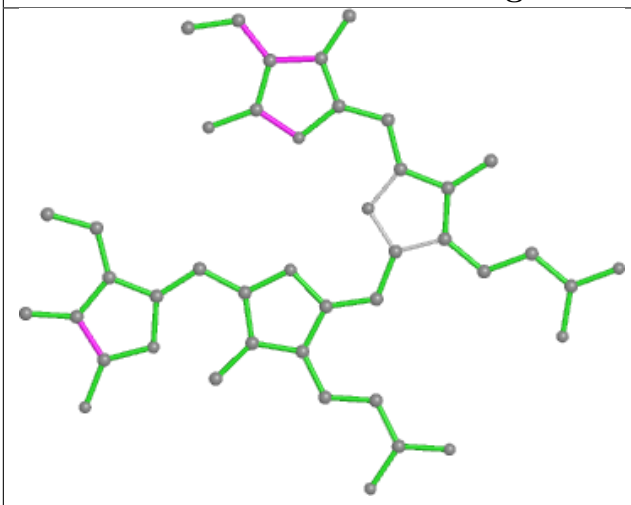

Bond lengths

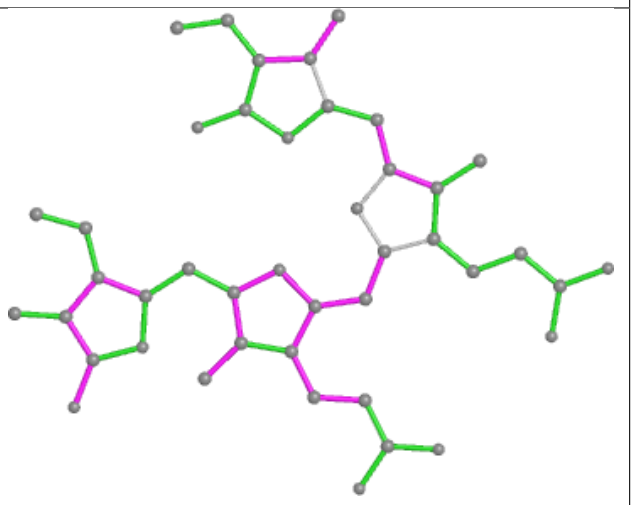

Bond angles

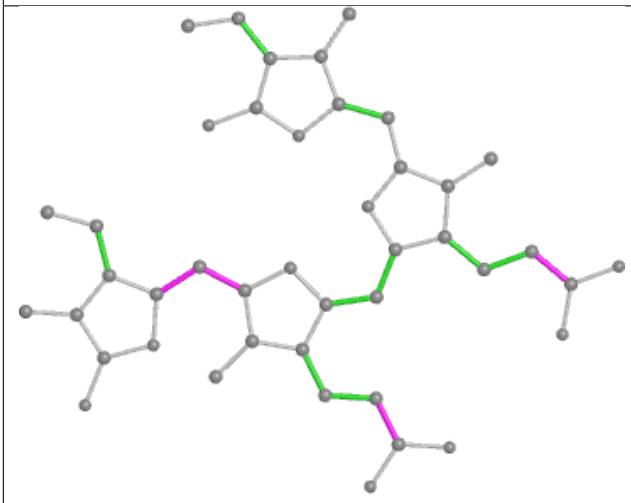

Torsions

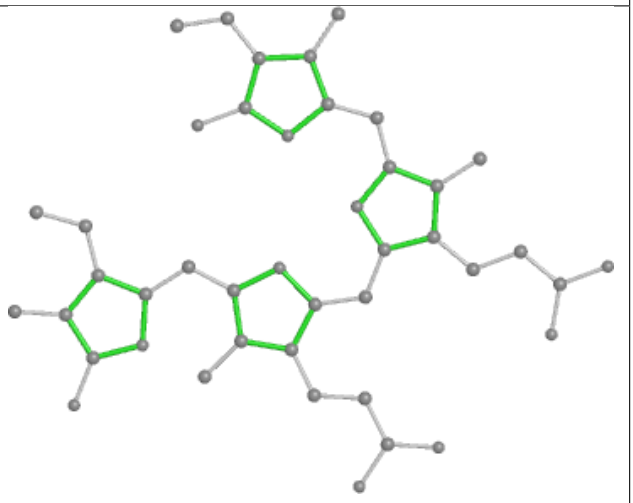

Rings

Ligand PEB T8 302

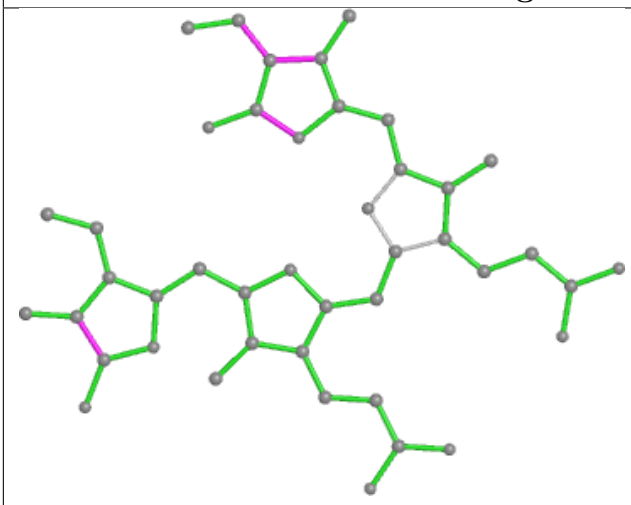

Bond lengths

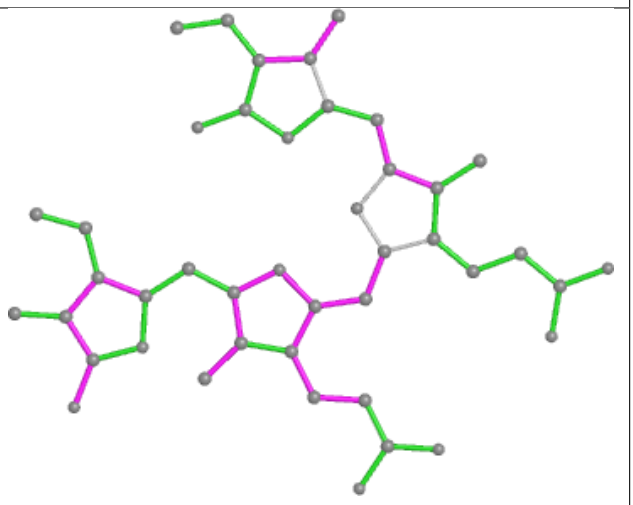

Bond angles

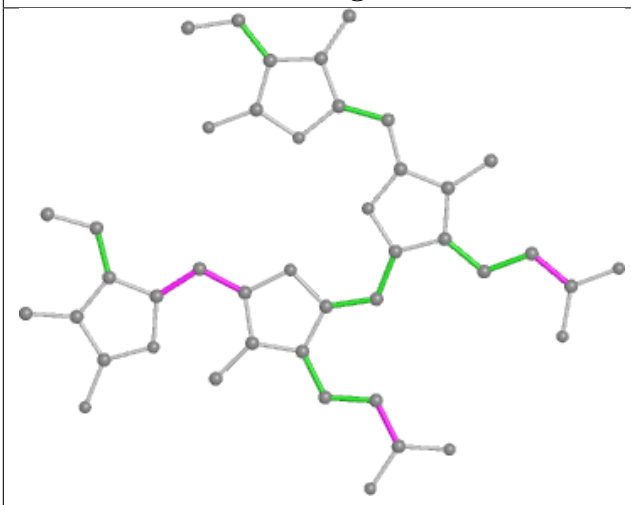

Torsions

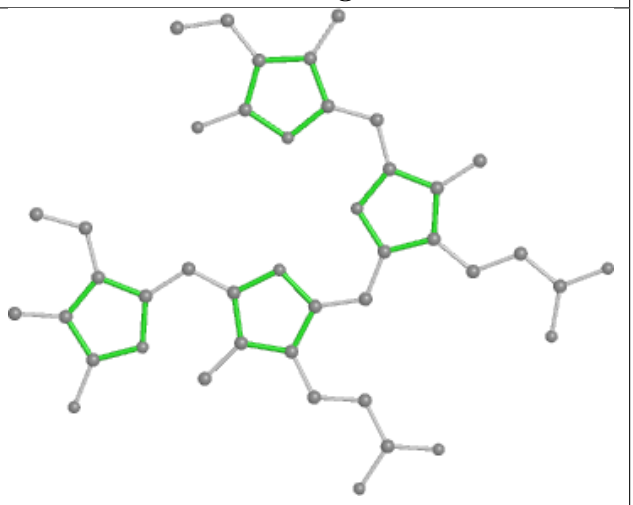

Rings

Ligand PEB F3 202

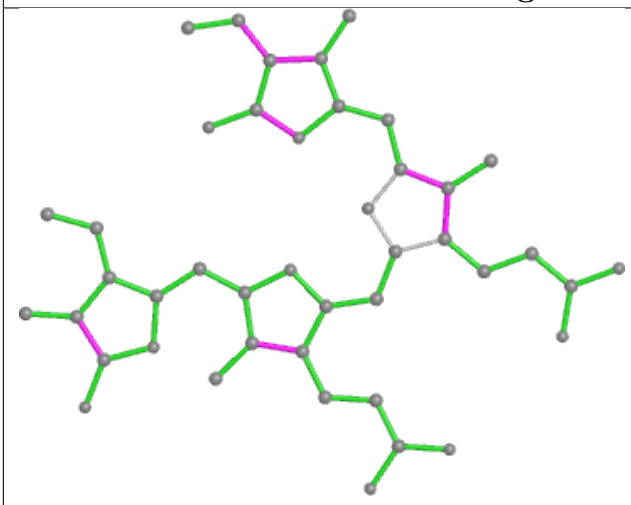

Bond lengths

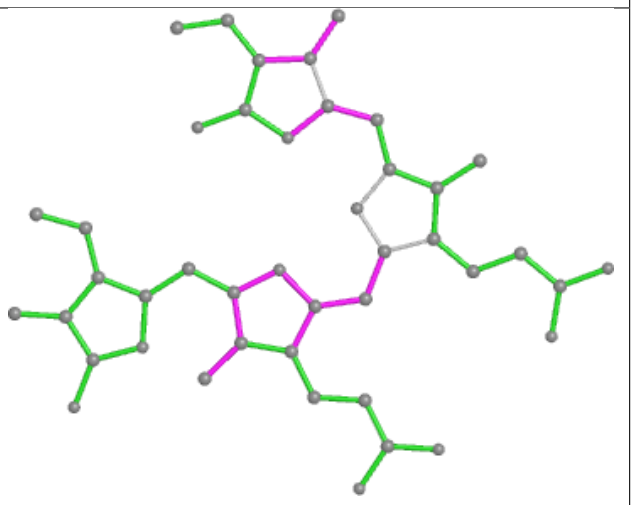

Bond angles

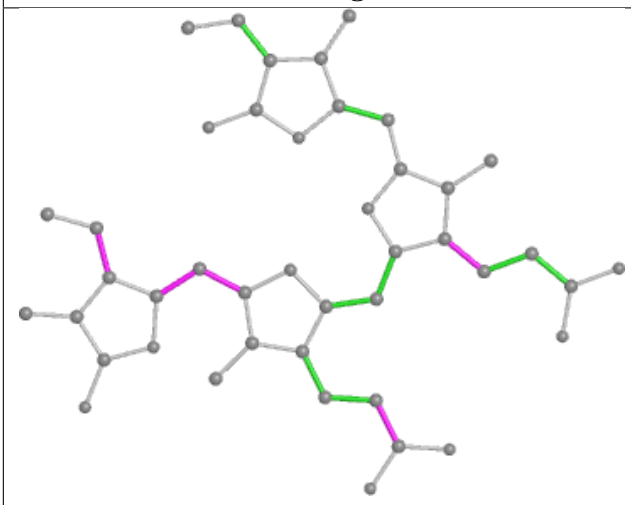

Torsions

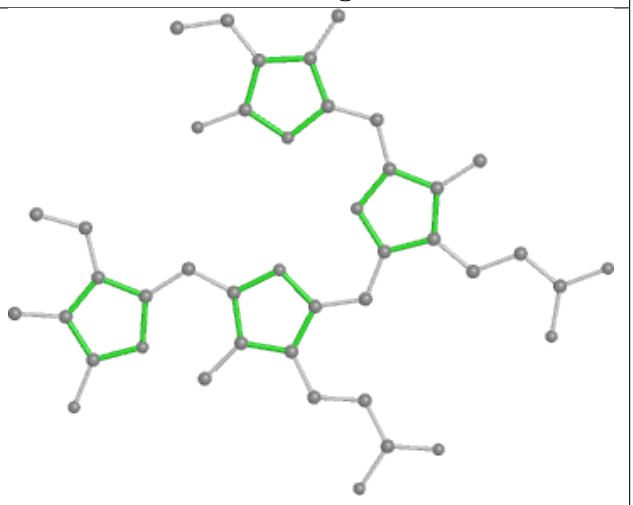

Rings

Ligand PEB kW 1002

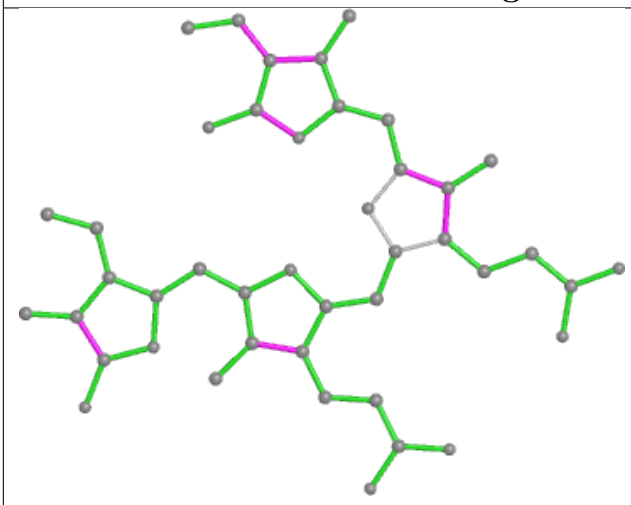

Bond lengths

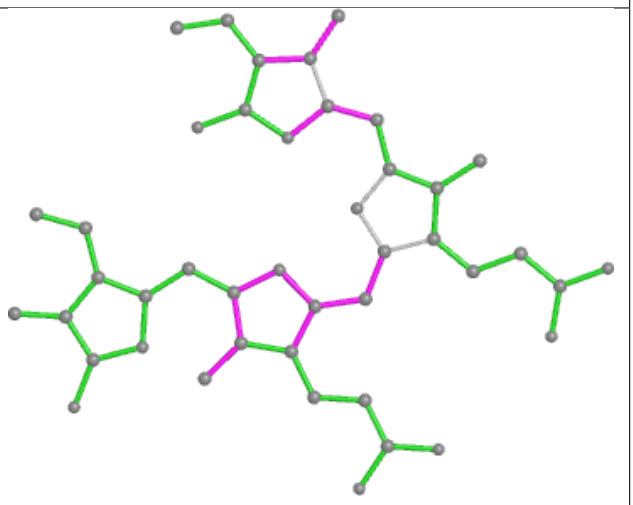

Bond angles

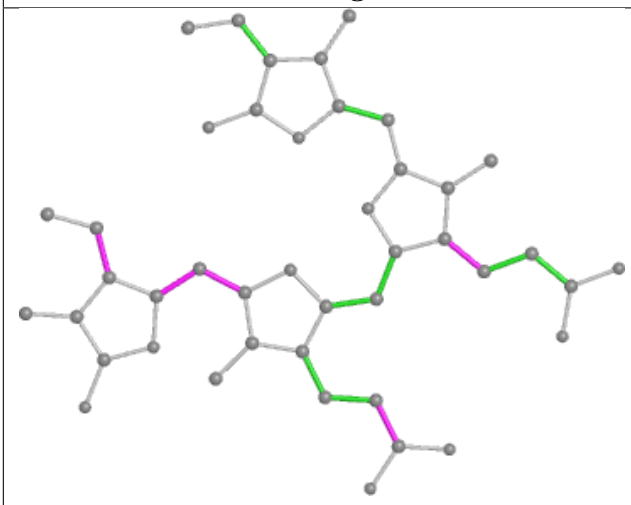

Torsions

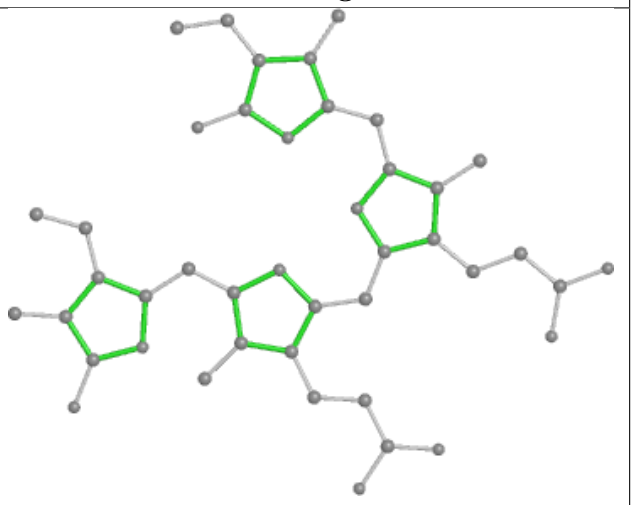

Rings

Ligand PEB G2 201

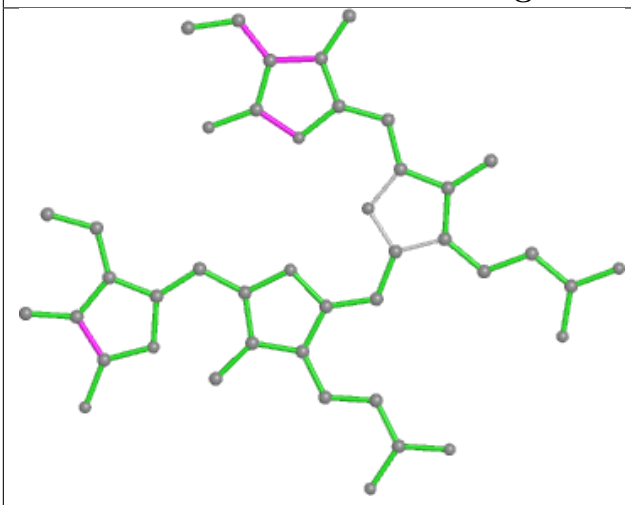

Bond lengths

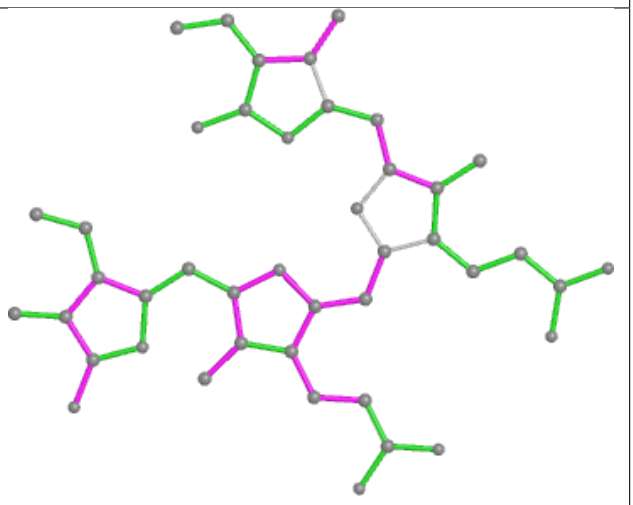

Bond angles

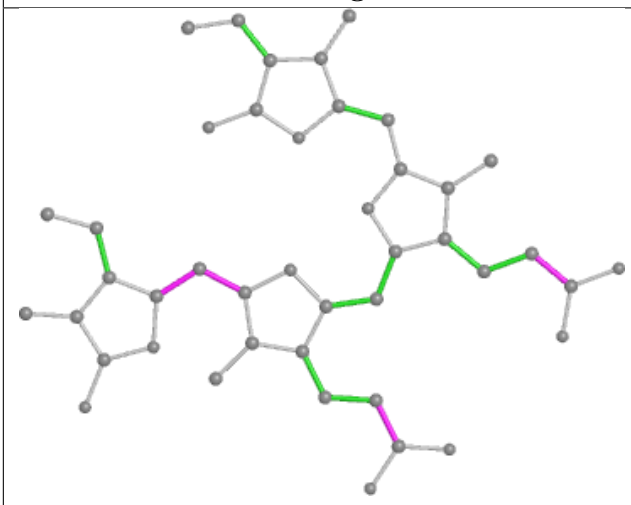

Torsions

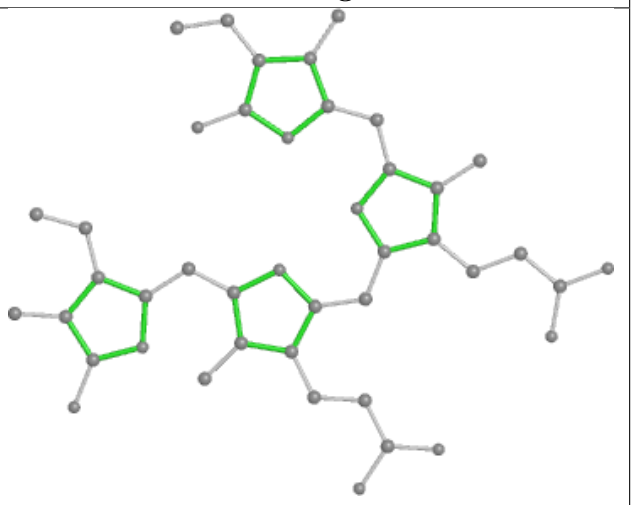

Rings

Ligand PUB dt 203

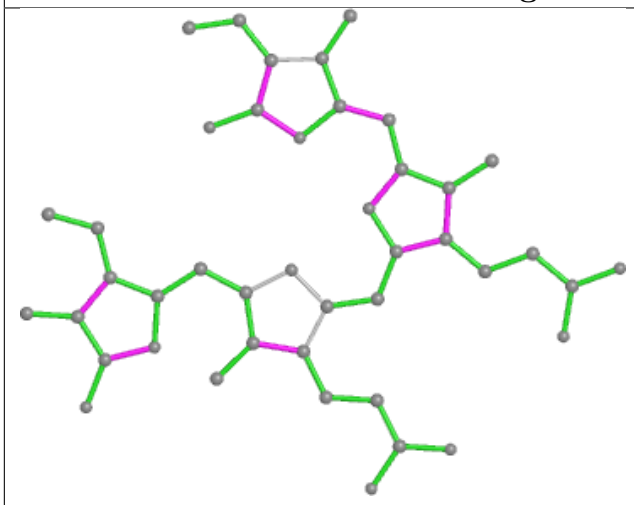

Bond lengths

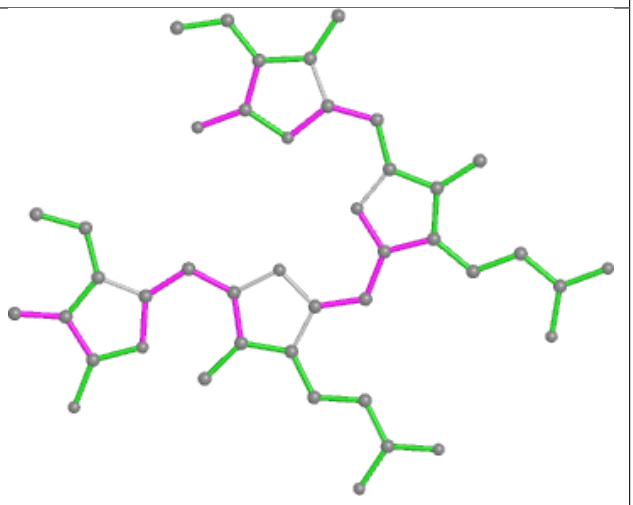

Bond angles

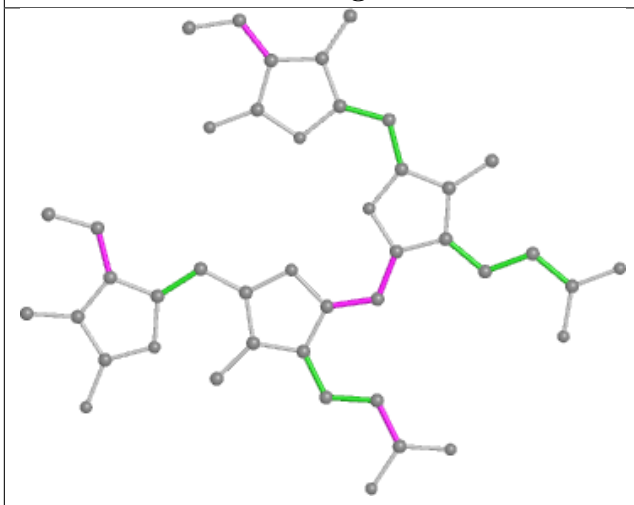

Torsions

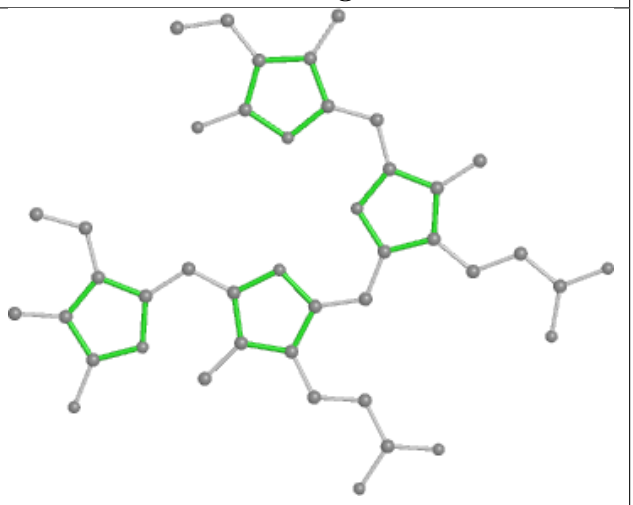

Rings

Ligand PEB cz 202

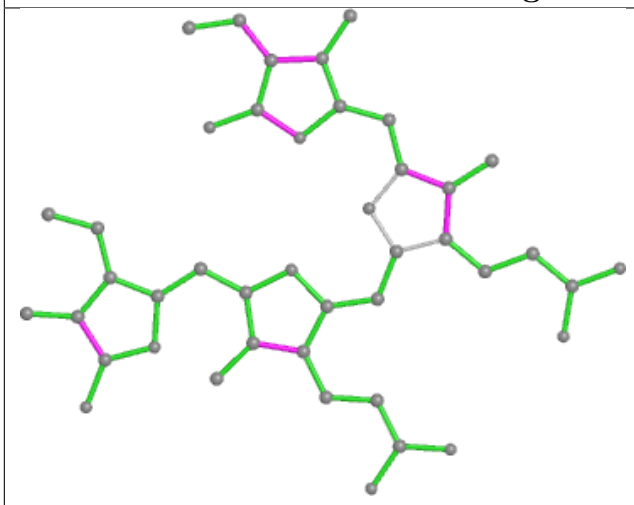

Bond lengths

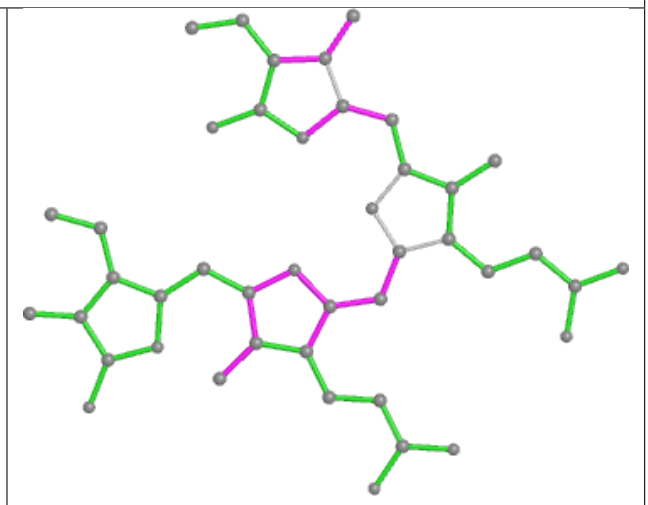

Bond angles

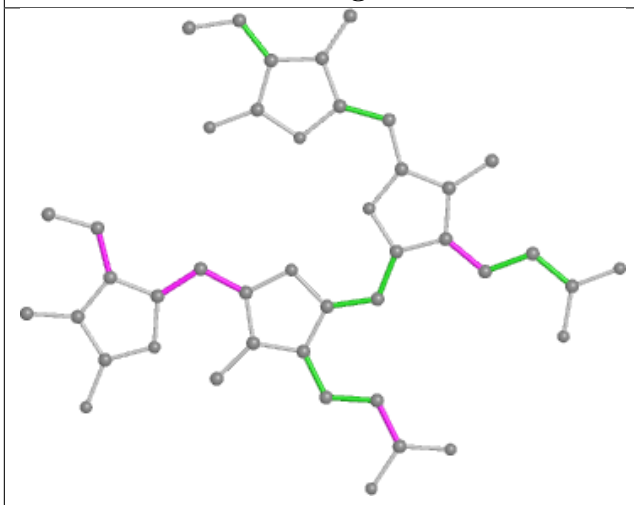

Torsions

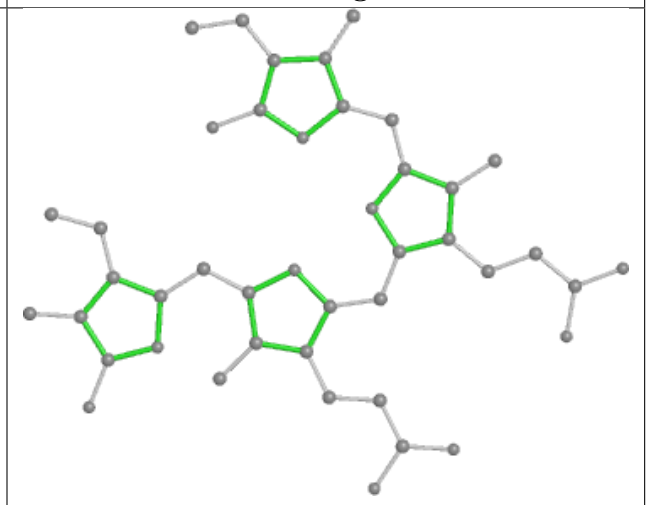

Rings

Ligand PUB P3 203

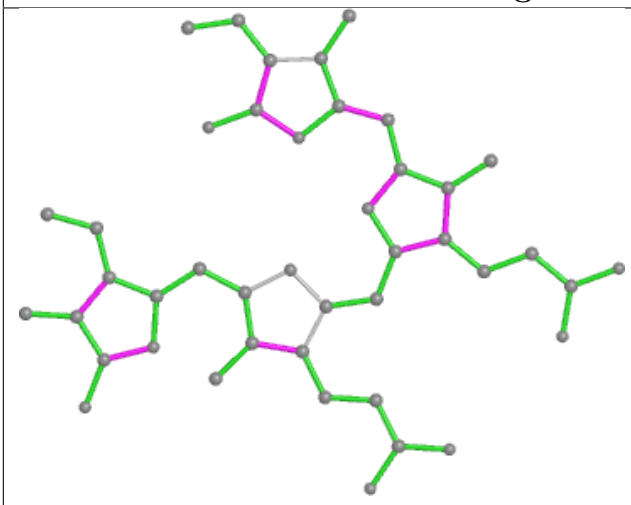

Bond lengths

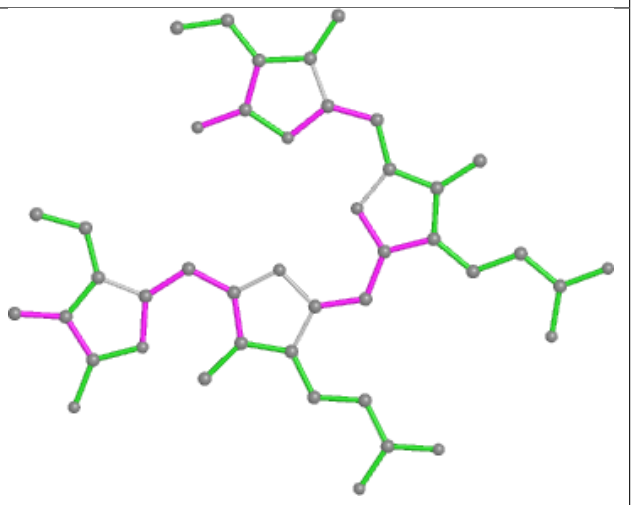

Bond angles

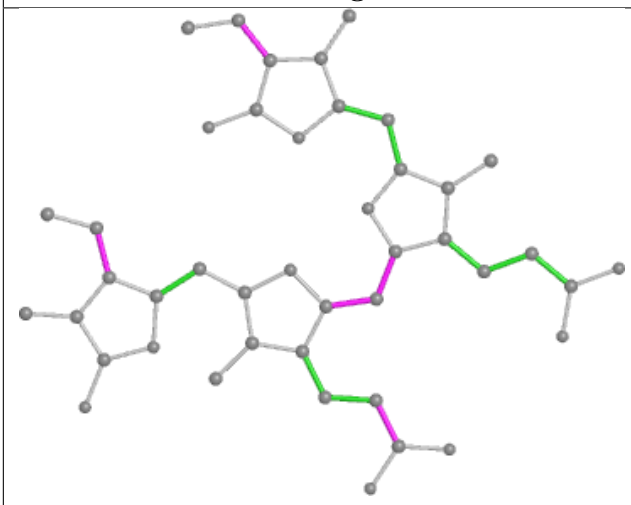

Torsions

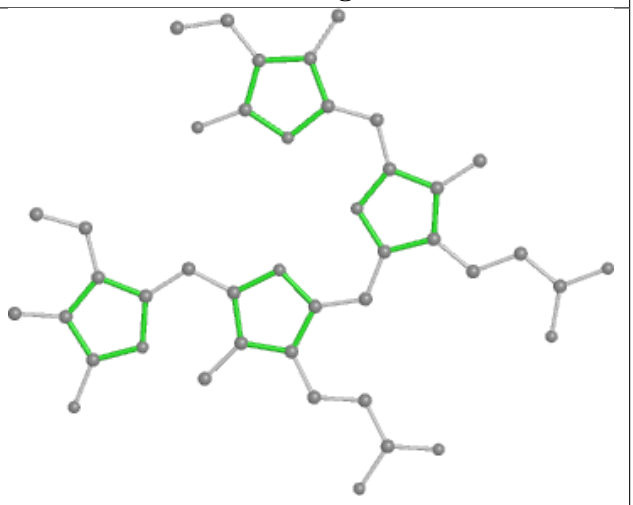

Rings

Ligand PEB bQ 203

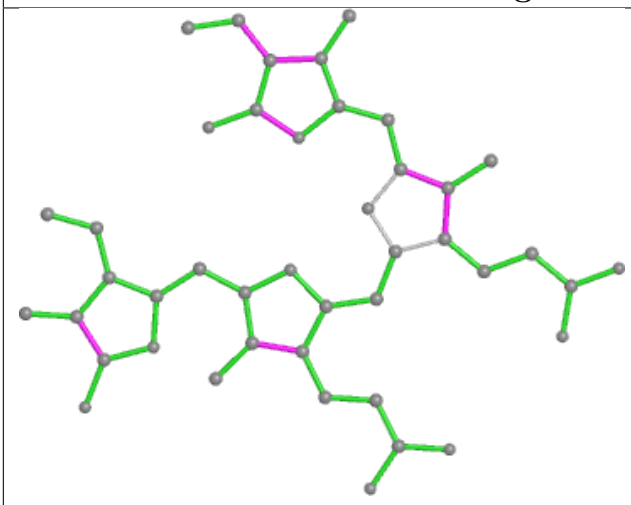

Bond lengths

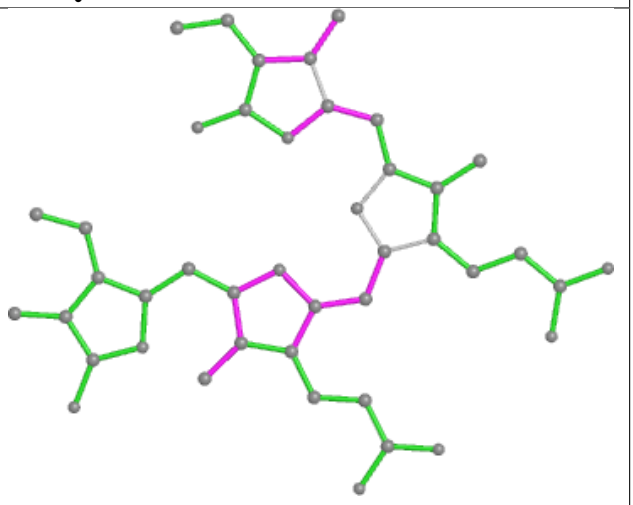

Bond angles

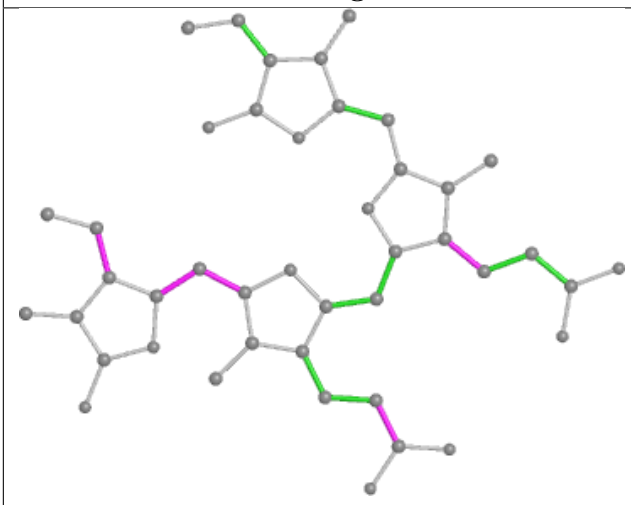

Torsions

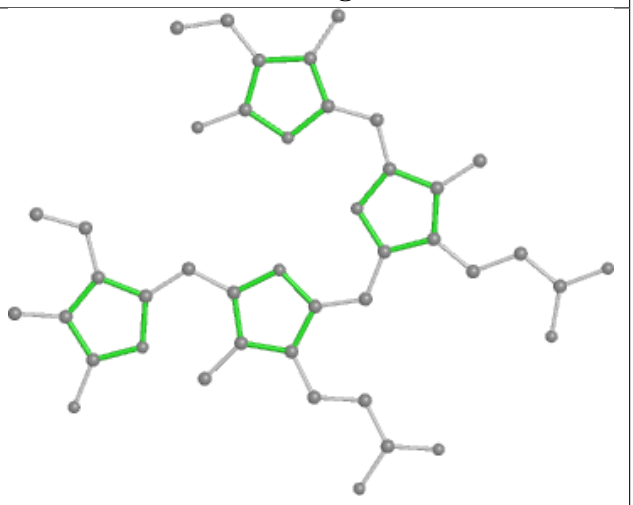

Rings

Ligand PEB bs 1003

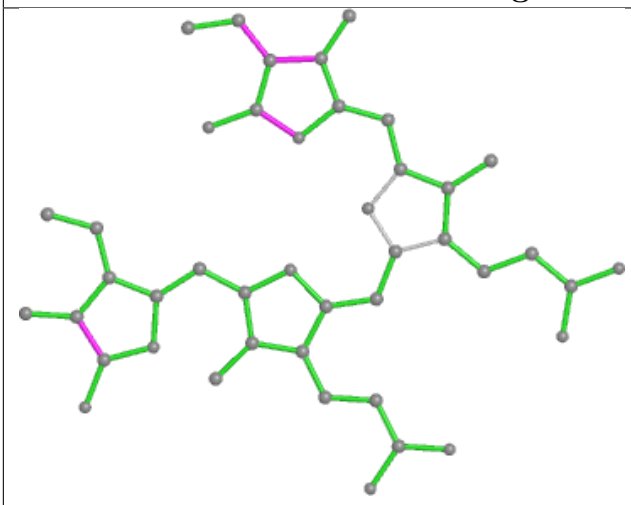

Bond lengths

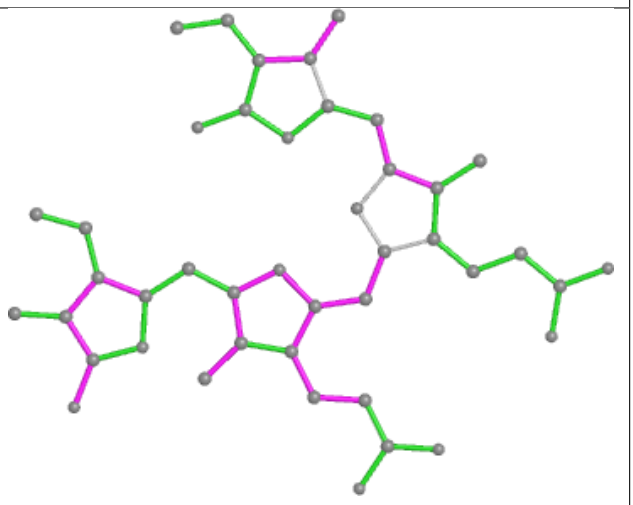

Bond angles

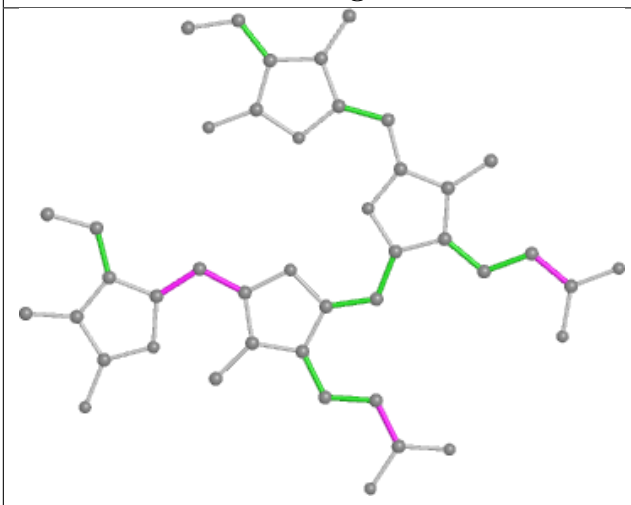

Torsions

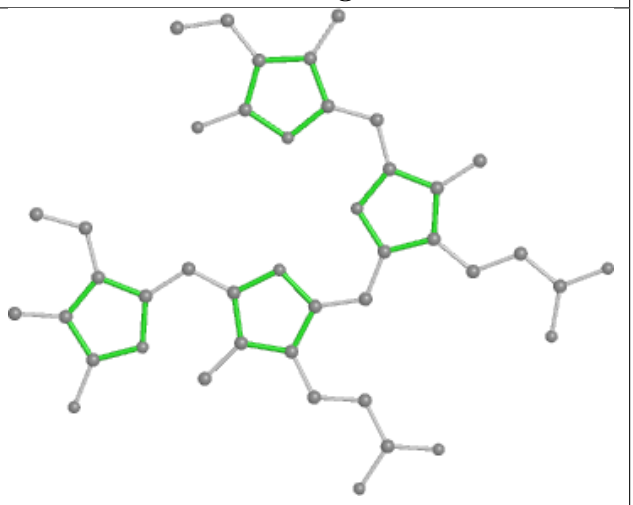

Rings

Ligand PEB p2 201

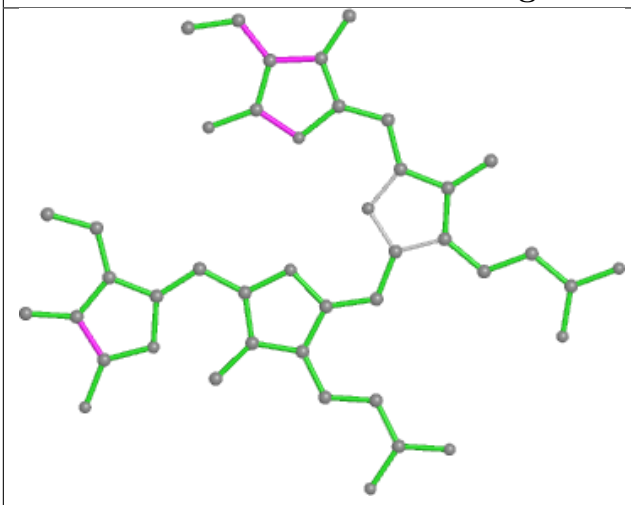

Bond lengths

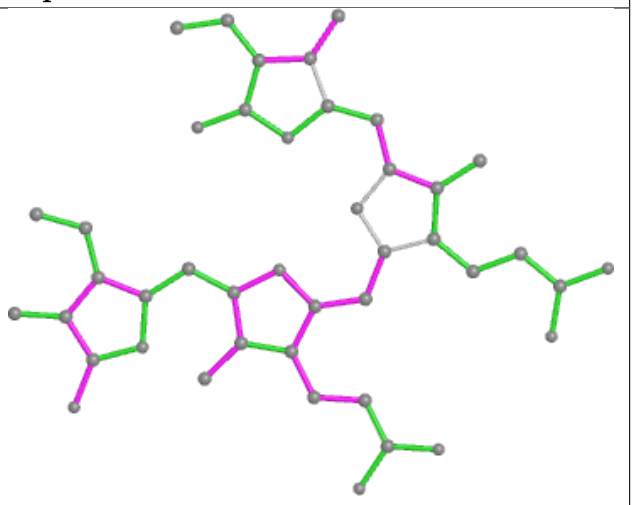

Bond angles

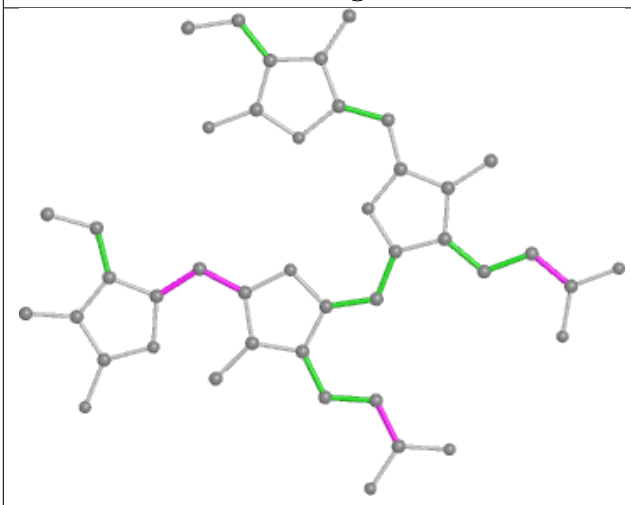

Torsions

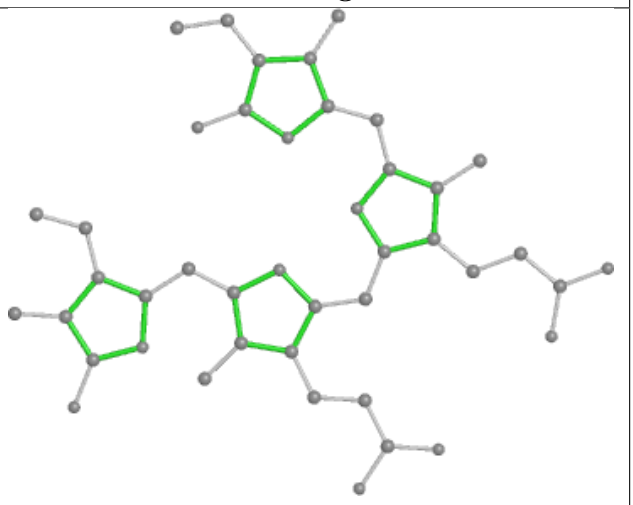

Rings

Ligand PUB hY 406

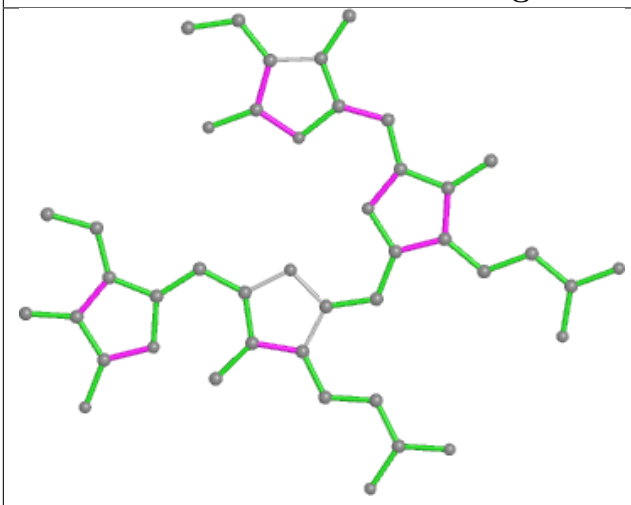

Bond lengths

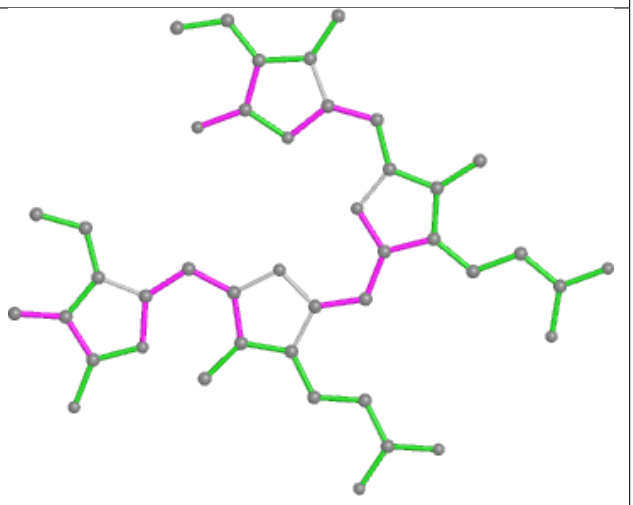

Bond angles

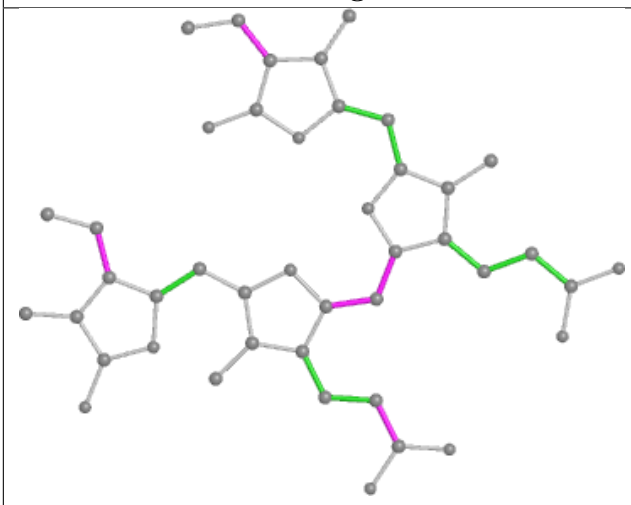

Torsions

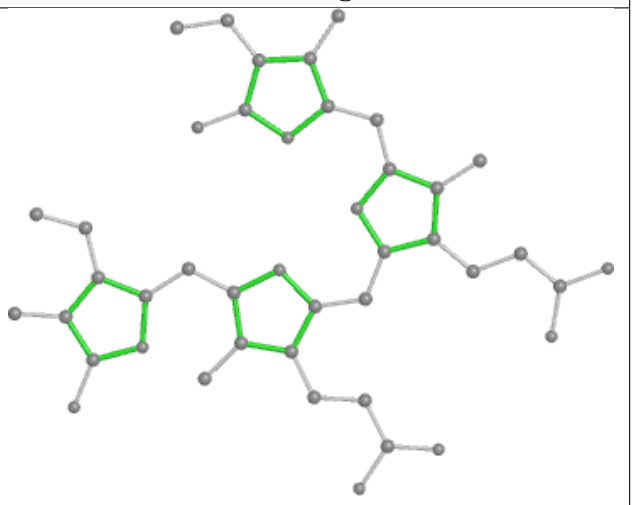

Rings

Ligand PEB lb 202

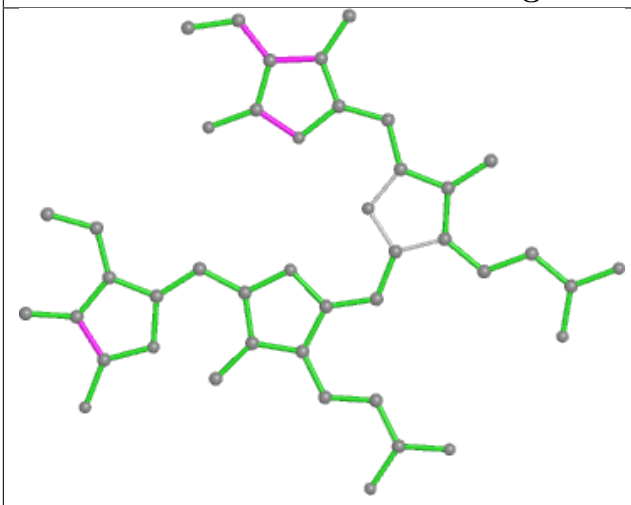

Bond lengths

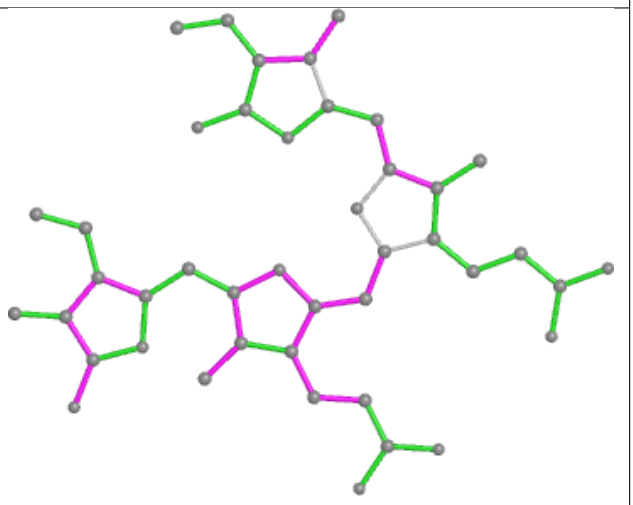

Bond angles

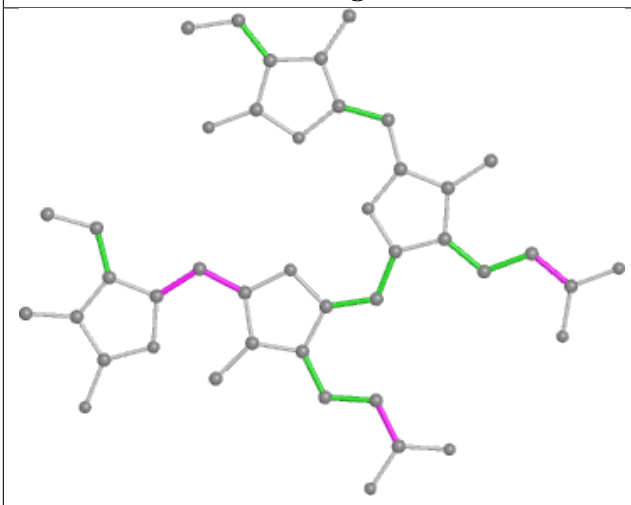

Torsions

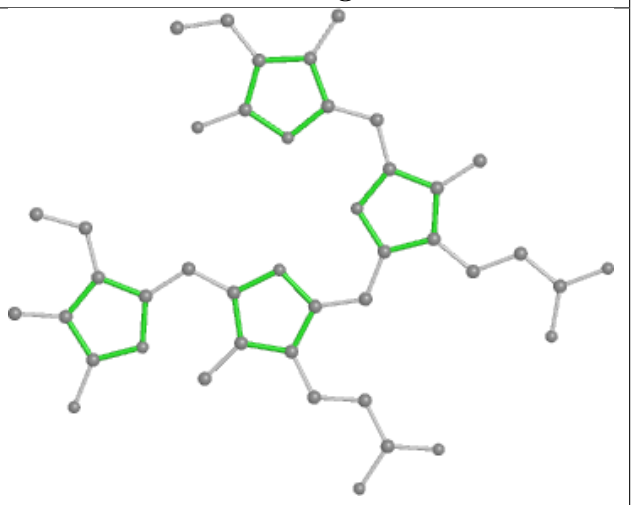

Rings

Ligand PEB M3 201

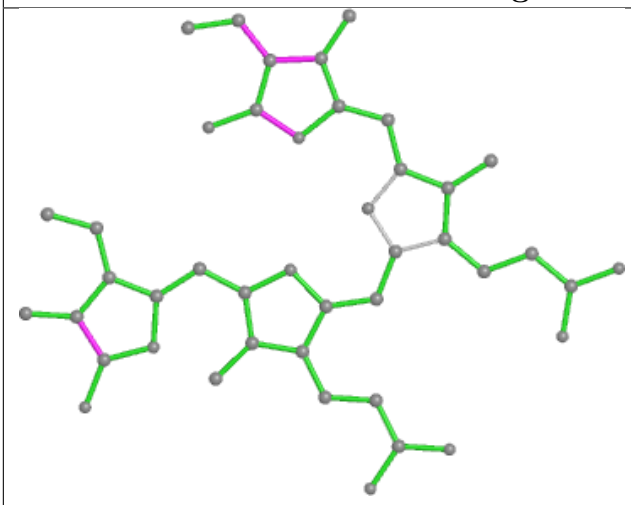

Bond lengths

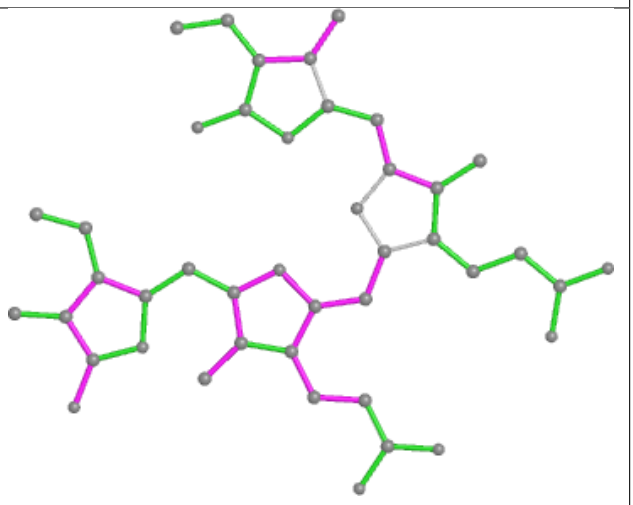

Bond angles

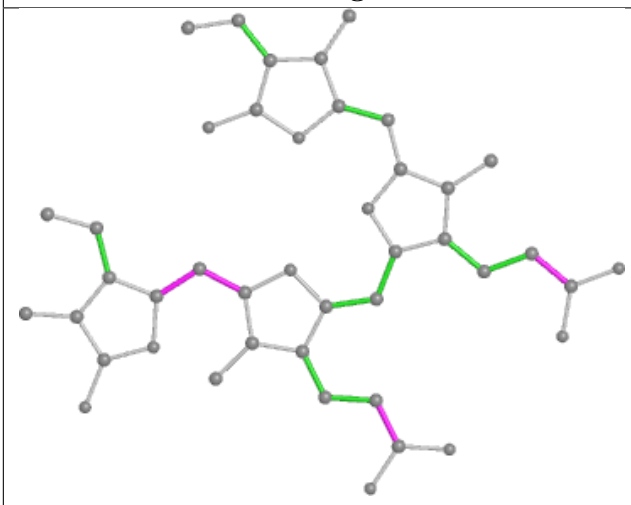

Torsions

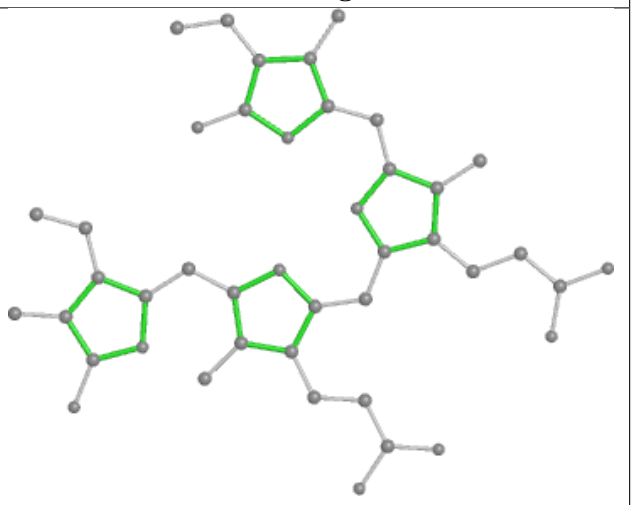

Rings

Ligand PEB aU 201

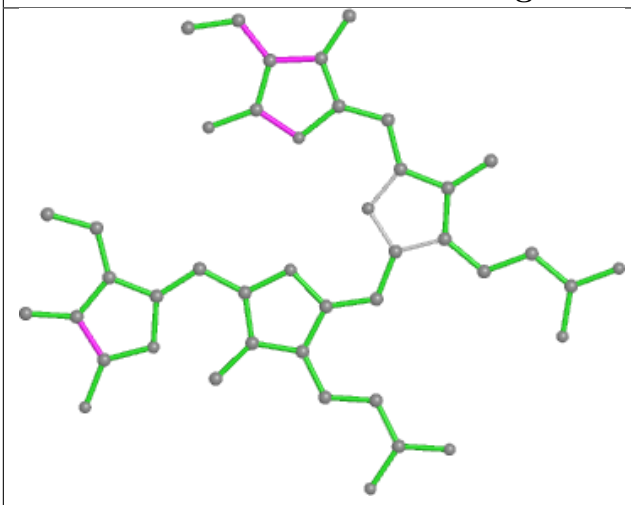

Bond lengths

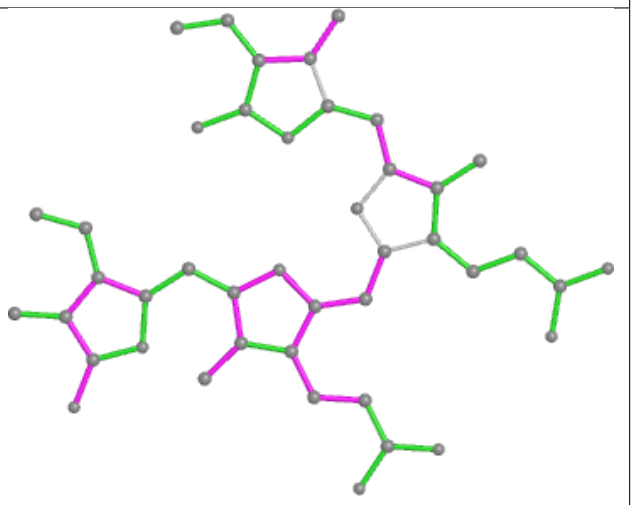

Bond angles

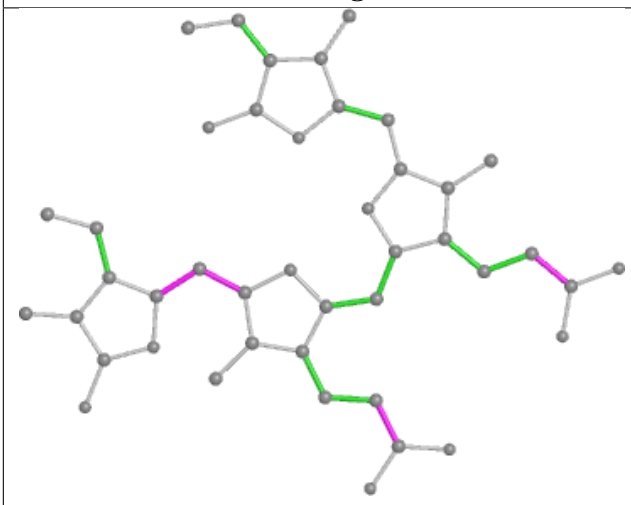

Torsions

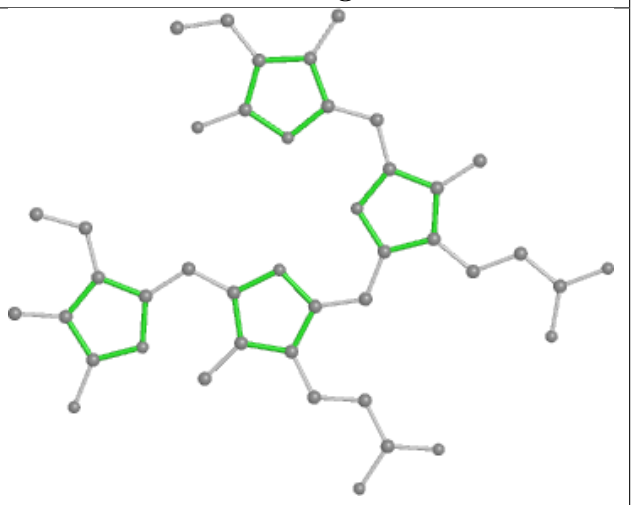

Rings

Ligand PEB bM 201

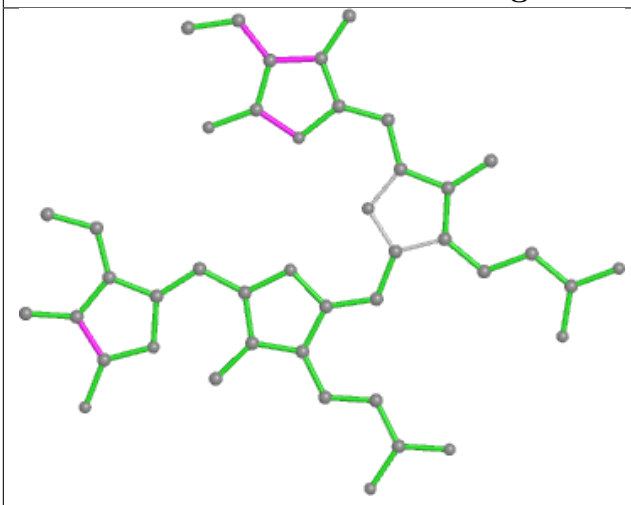

Bond lengths

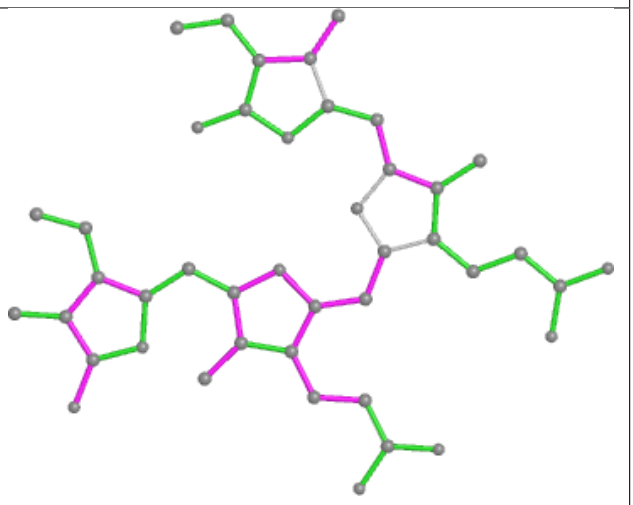

Bond angles

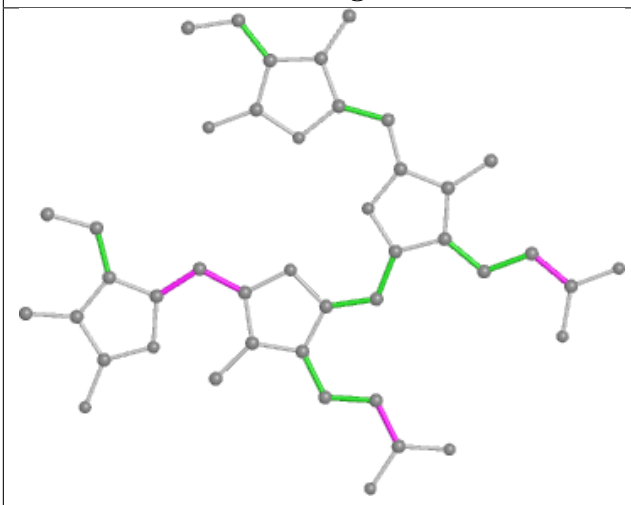

Torsions

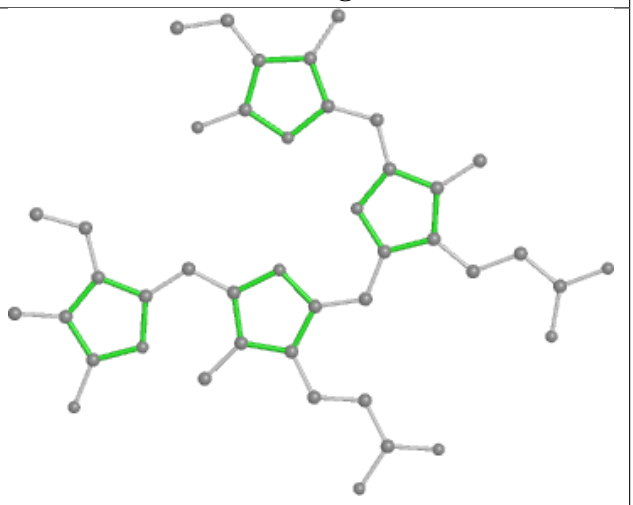

Rings

Ligand PEB eM 1001

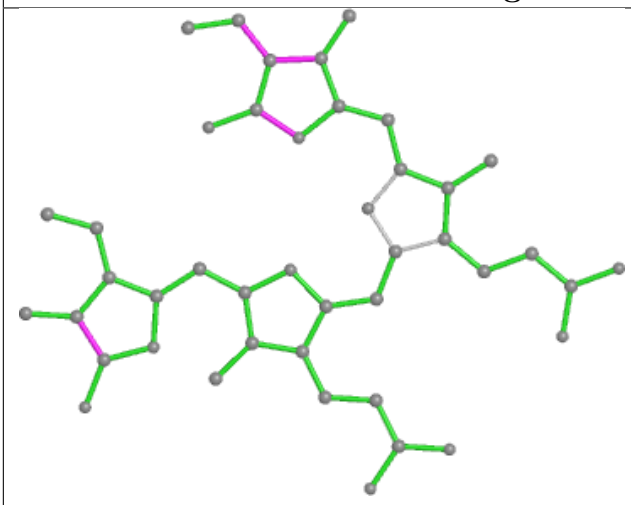

Bond lengths

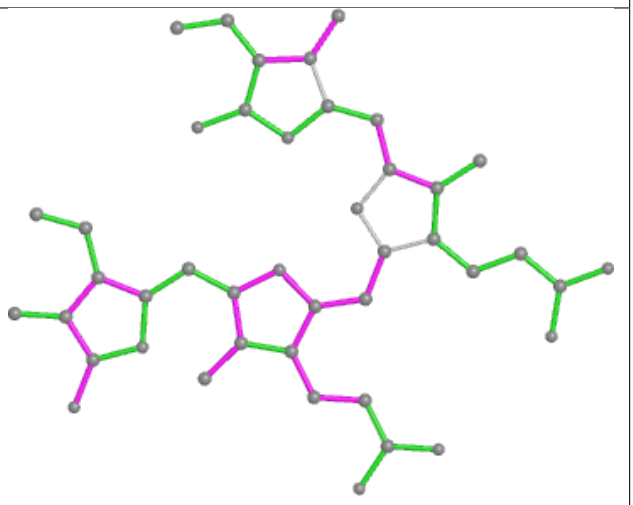

Bond angles

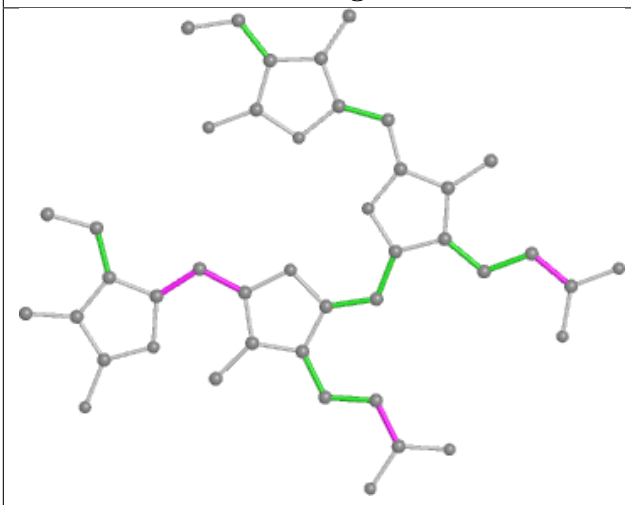

Torsions

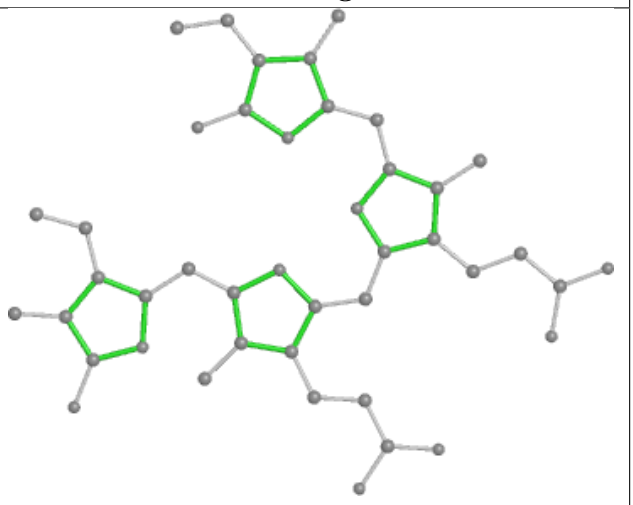

Rings

Ligand PEB ge 201

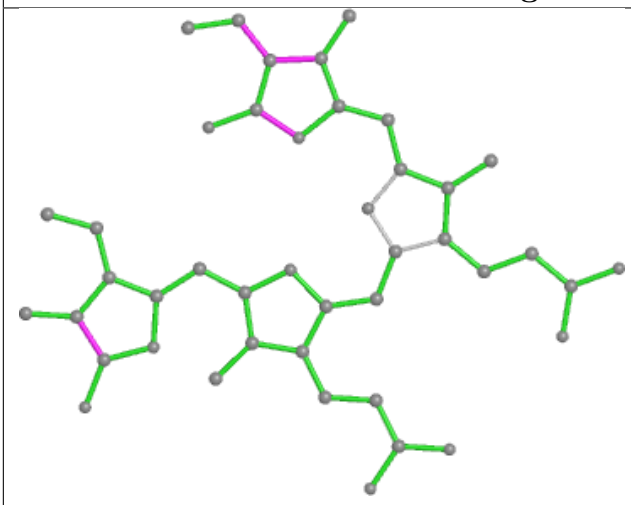

Bond lengths

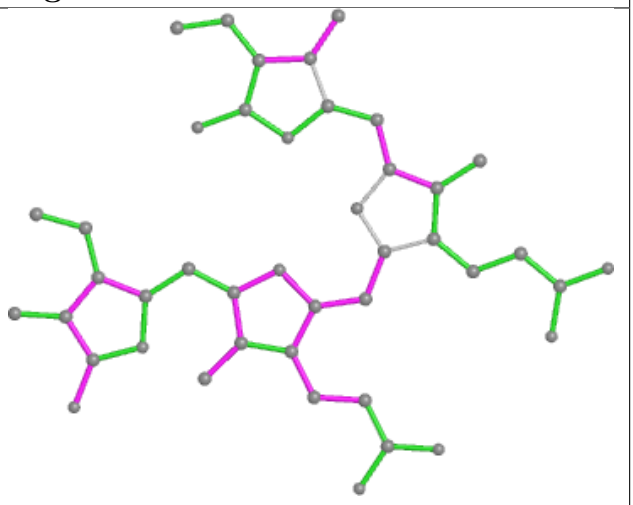

Bond angles

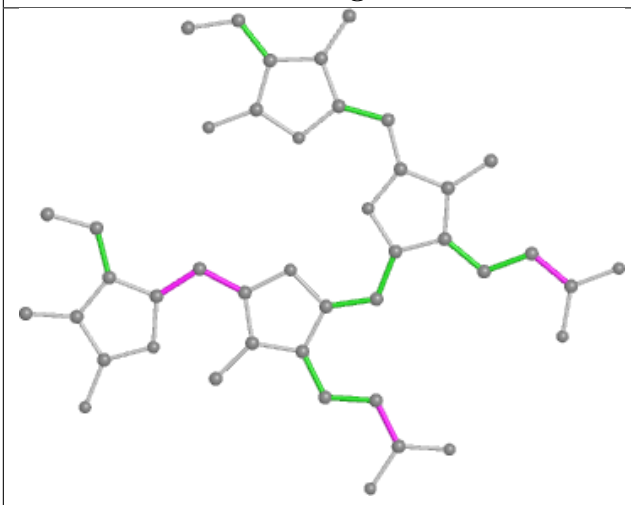

Torsions

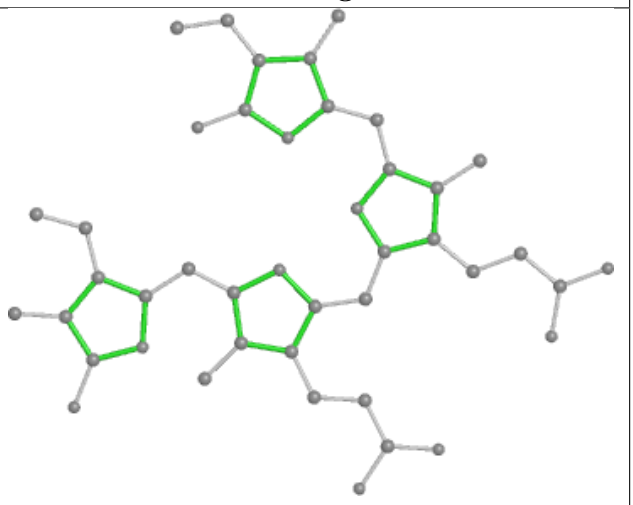

Rings

Ligand PUB 34 1006

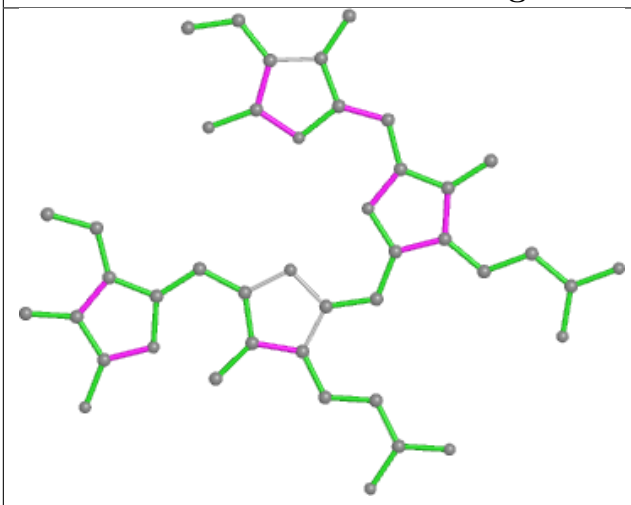

Bond lengths

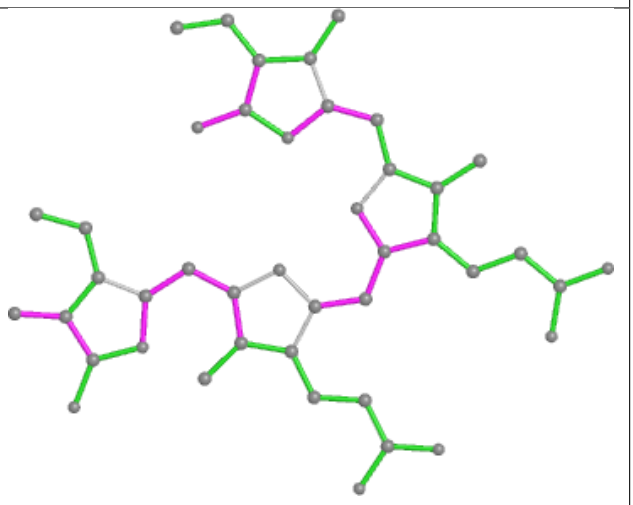

Bond angles

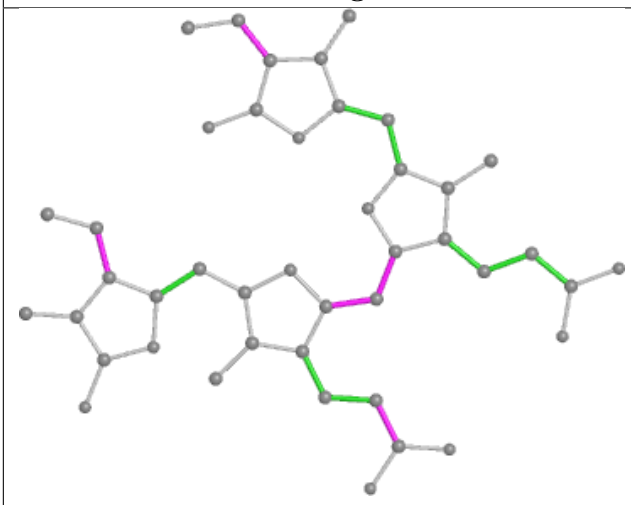

Torsions

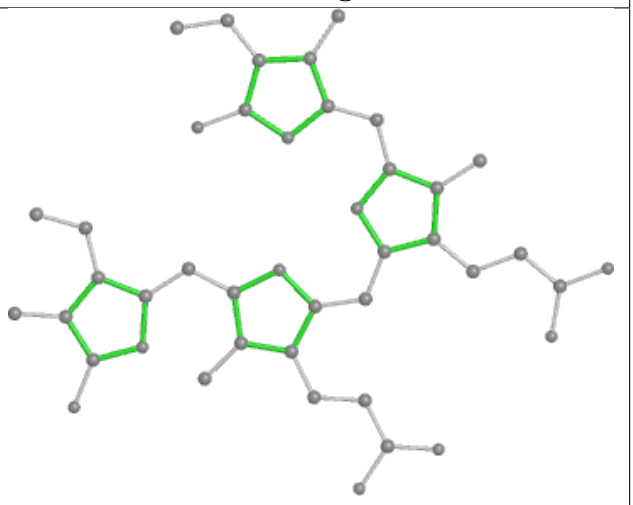

Rings

Ligand PEB eK 202

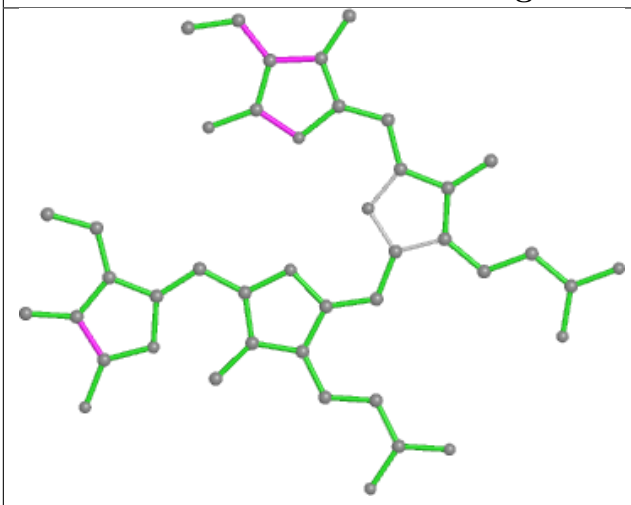

Bond lengths

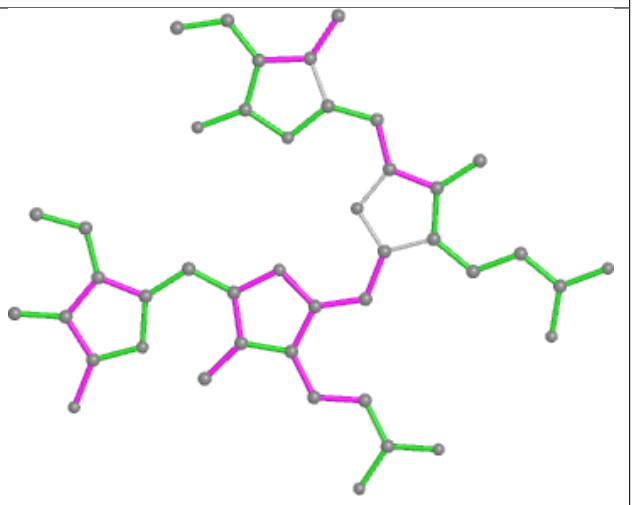

Bond angles

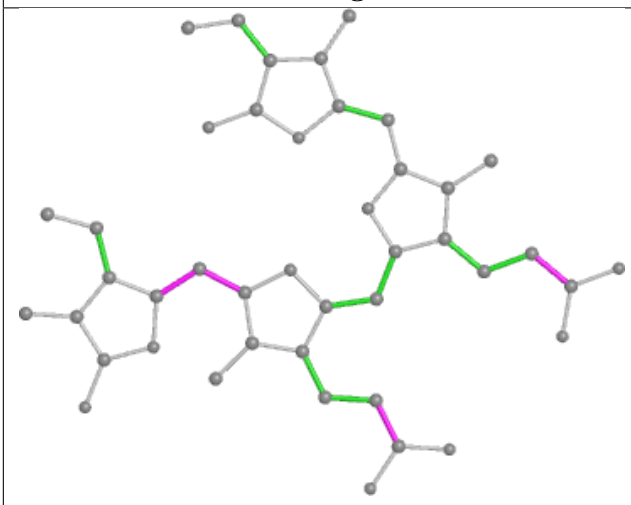

Torsions

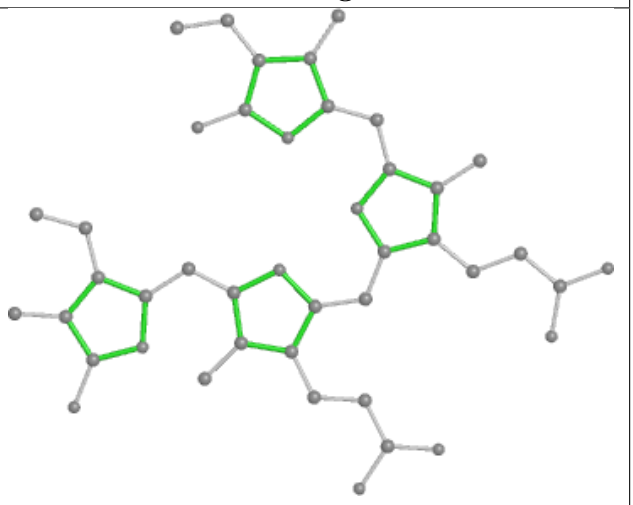

Rings

Ligand PUB ln 203

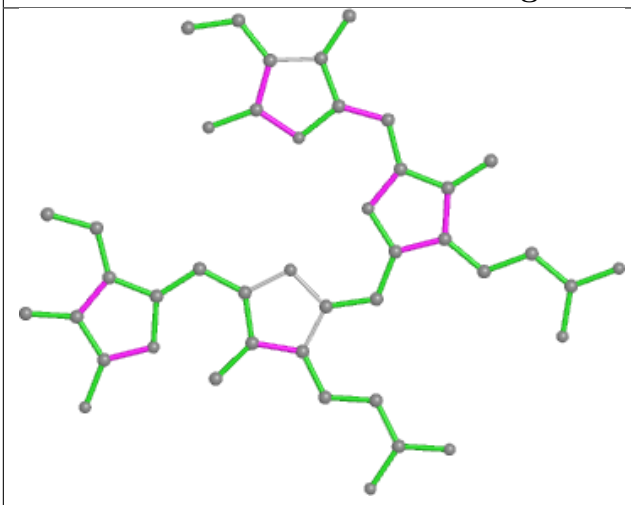

Bond lengths

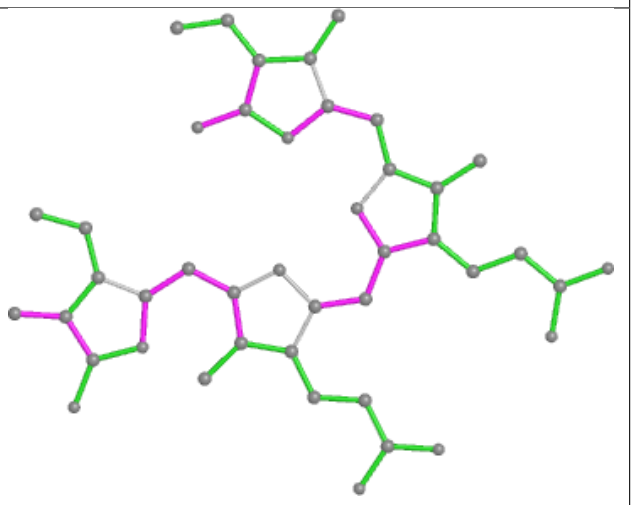

Bond angles

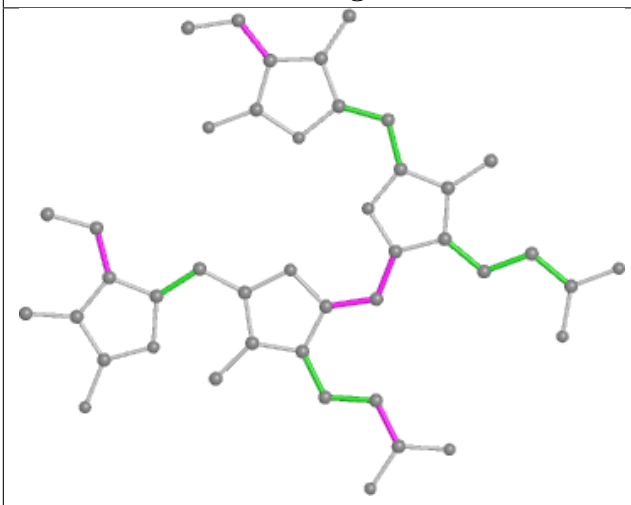

Torsions

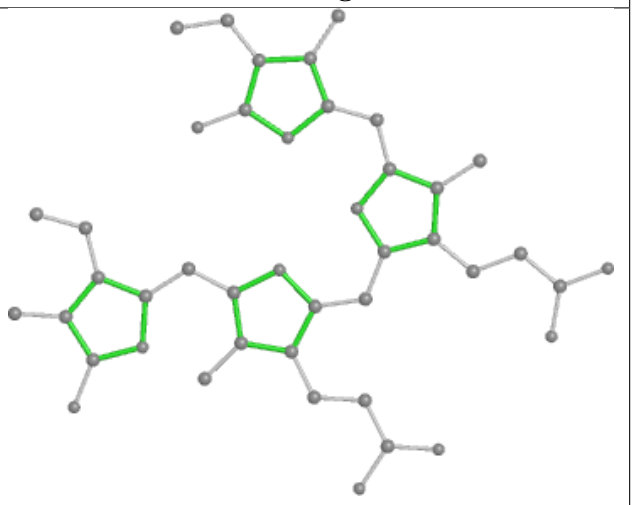

Rings

Ligand PEB V7 202

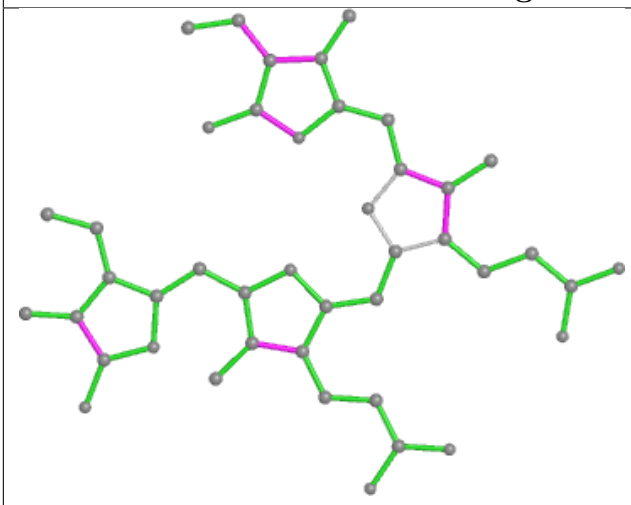

Bond lengths

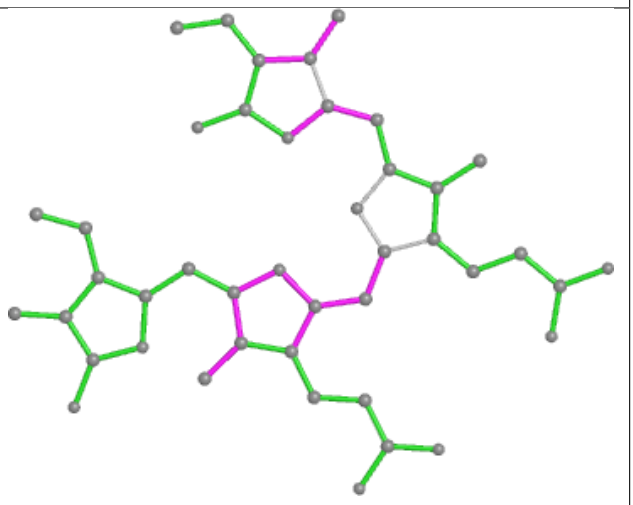

Bond angles

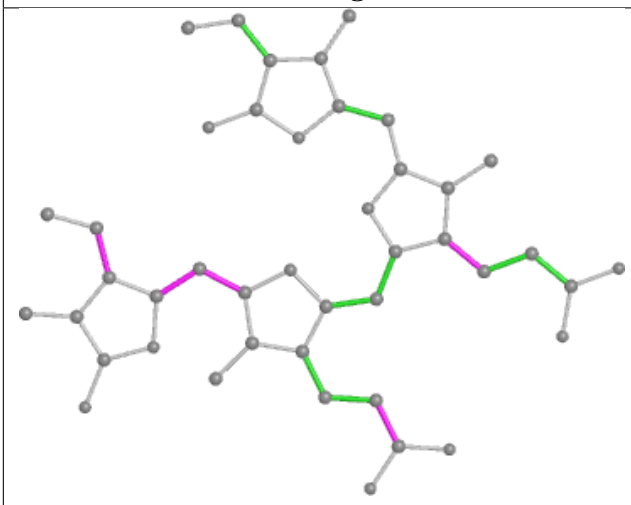

Torsions

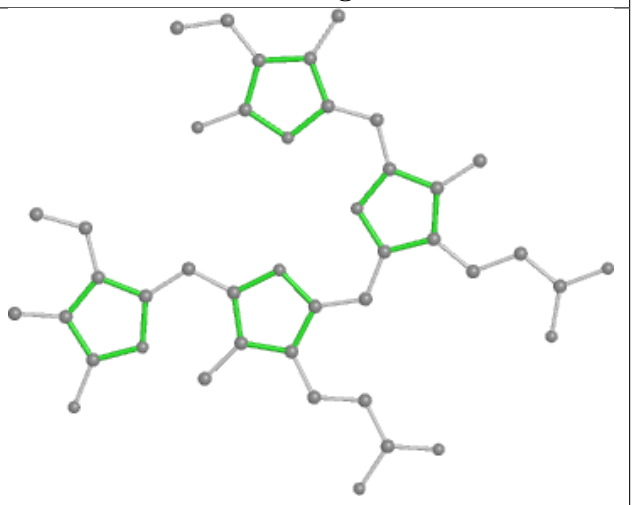

Rings

Ligand PEB H4 201

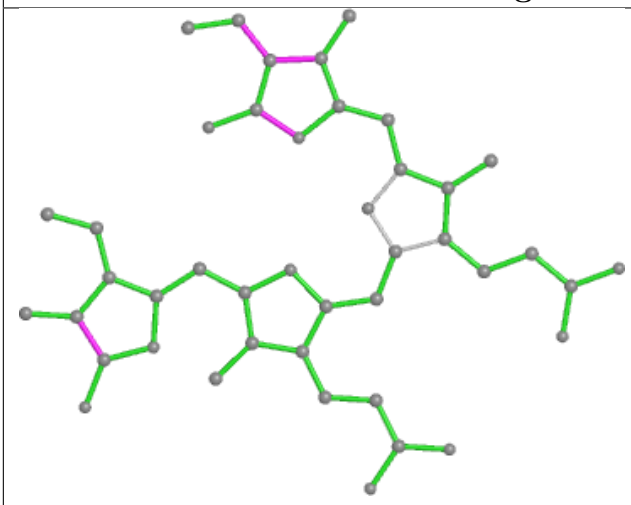

Bond lengths

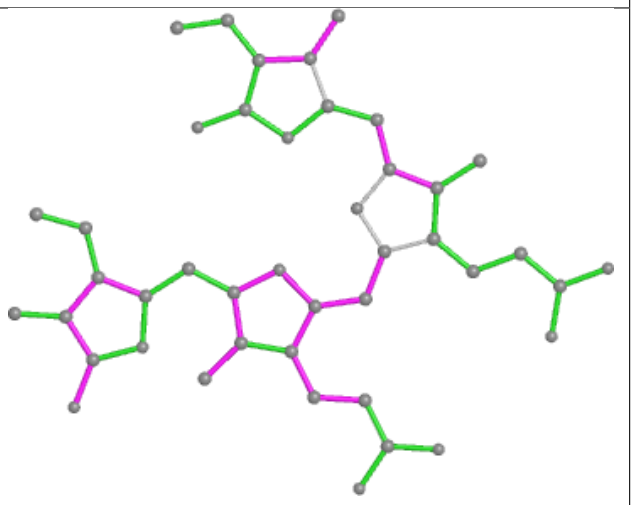

Bond angles

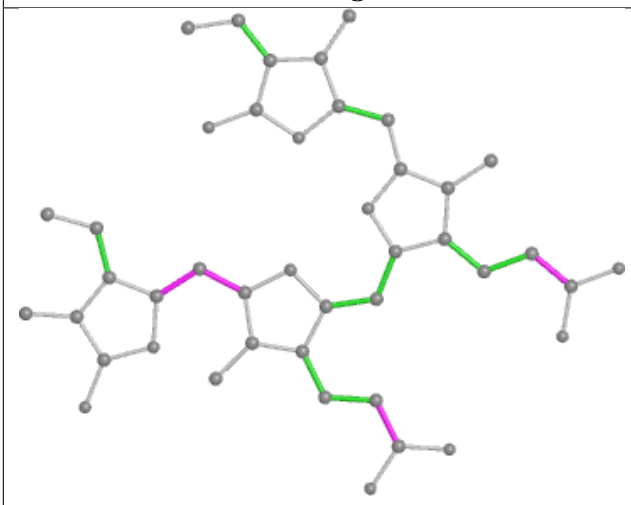

Torsions

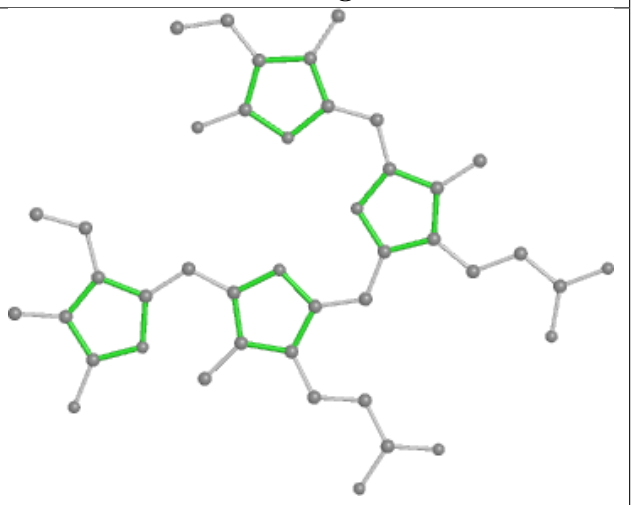

Rings

Ligand PEB v5 202

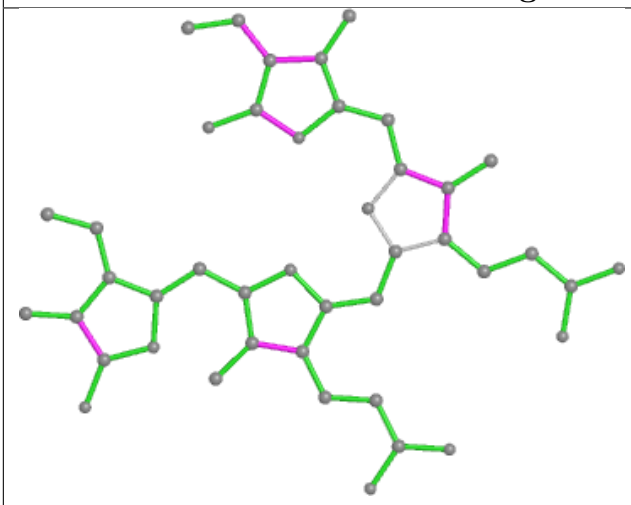

Bond lengths

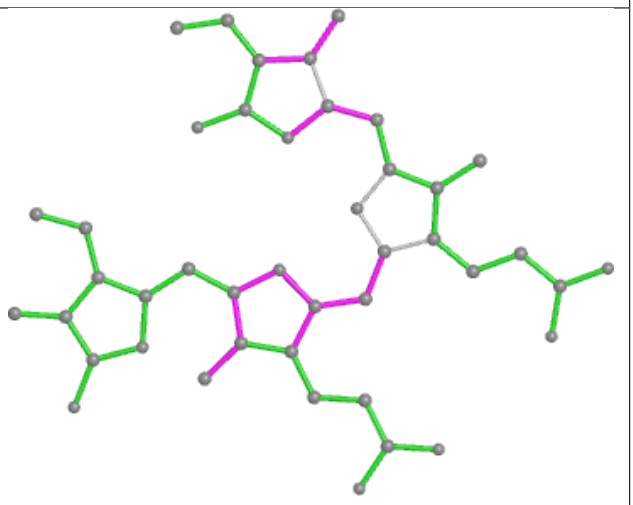

Bond angles

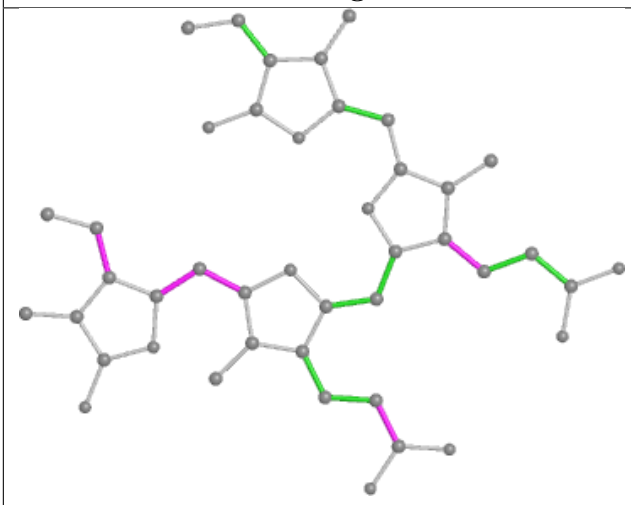

Torsions

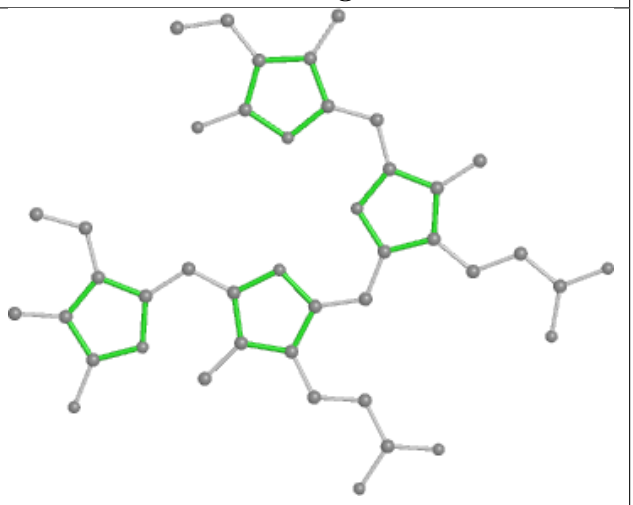

Rings

Ligand PUB V6 203

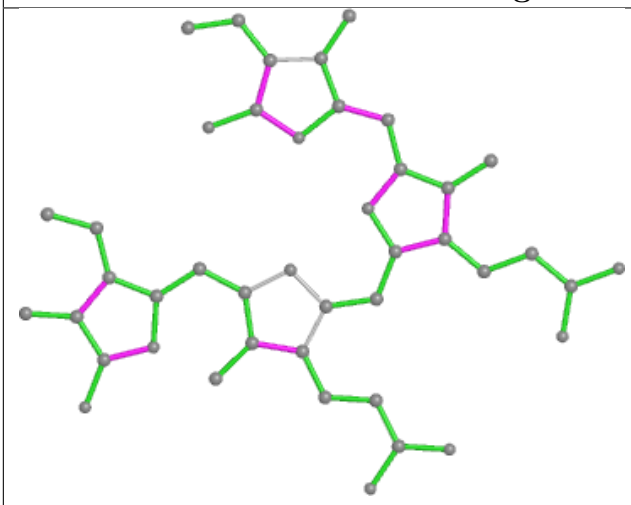

Bond lengths

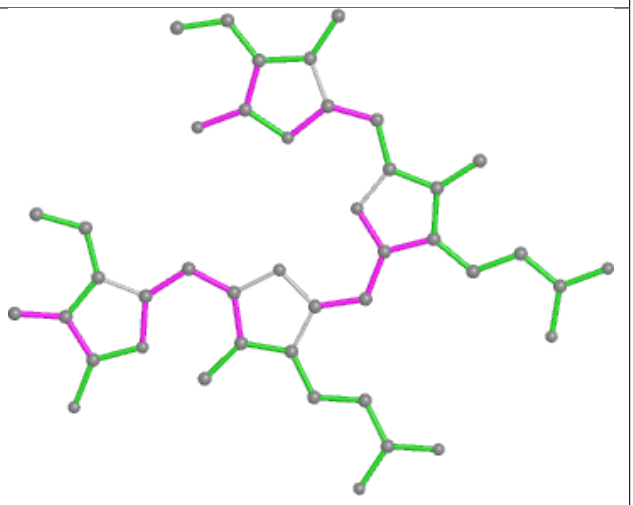

Bond angles

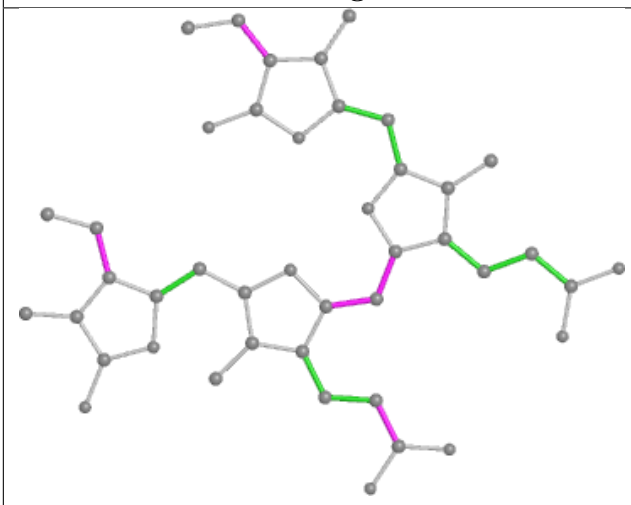

Torsions

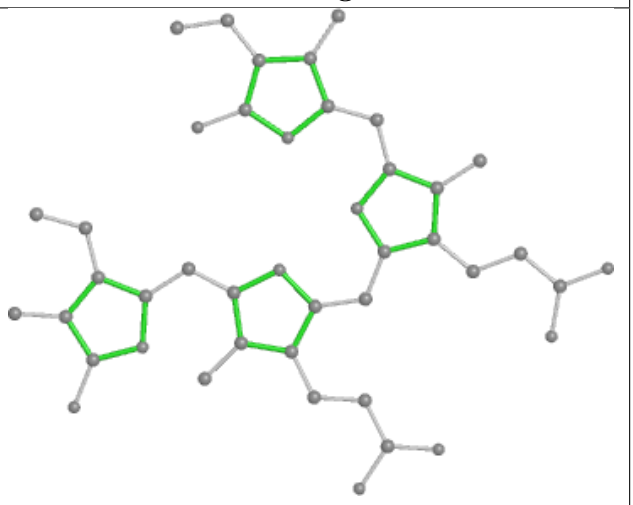

Rings

Ligand PUB dp 203

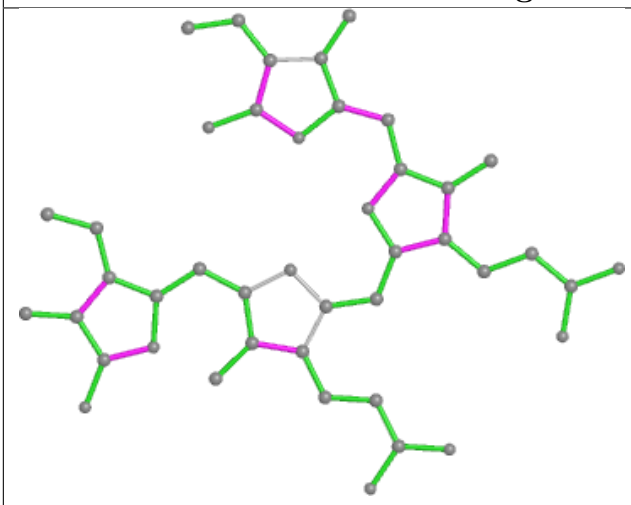

Bond lengths

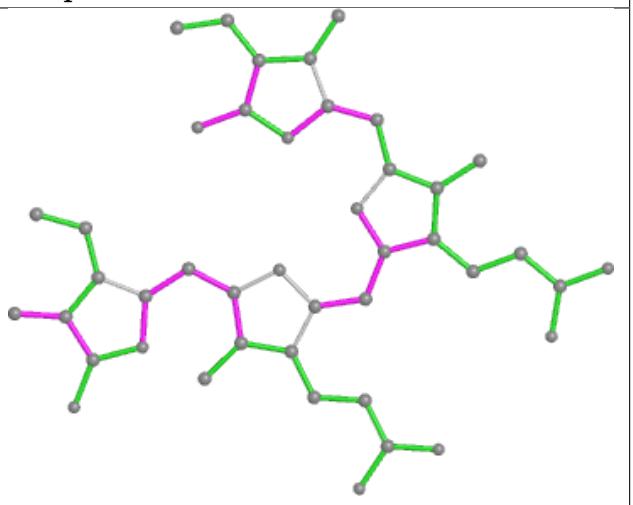

Bond angles

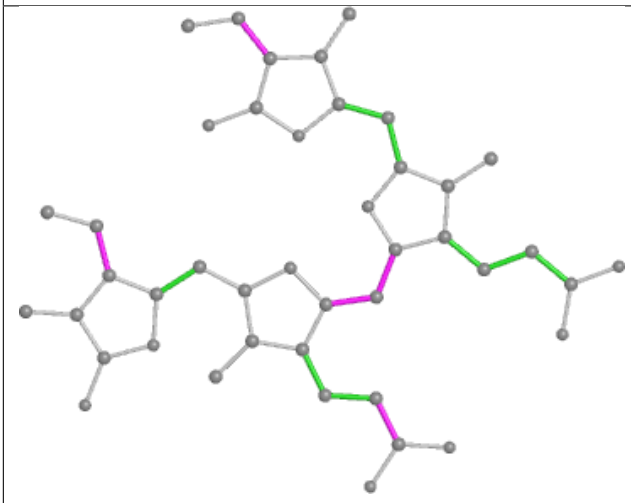

Torsions

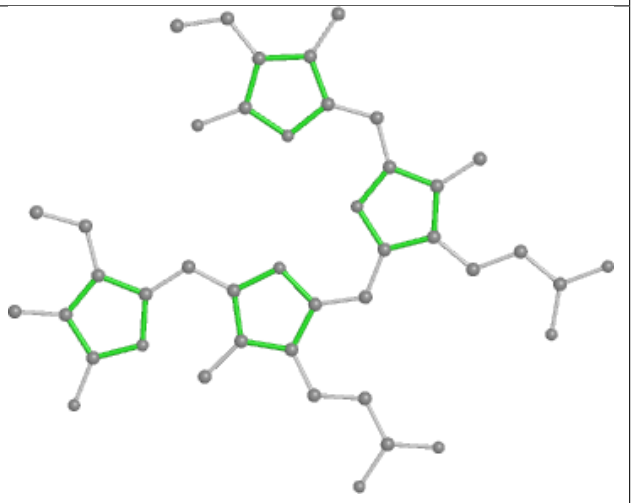

Rings

Ligand PEB W6 201

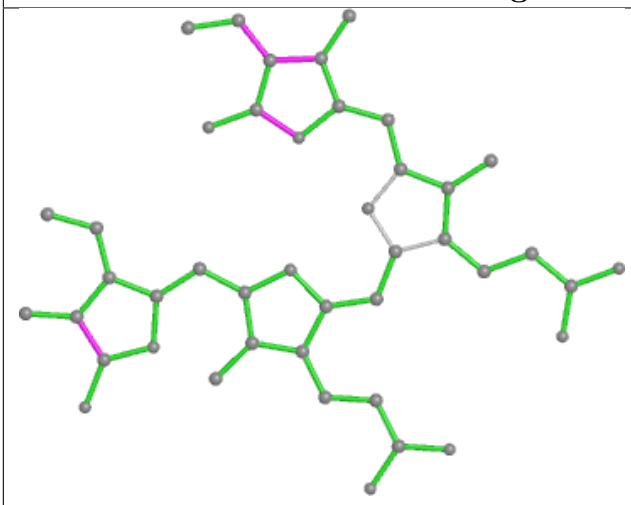

Bond lengths

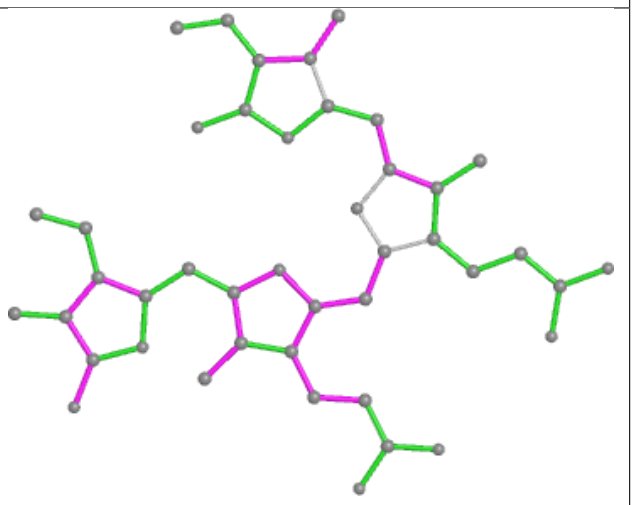

Bond angles

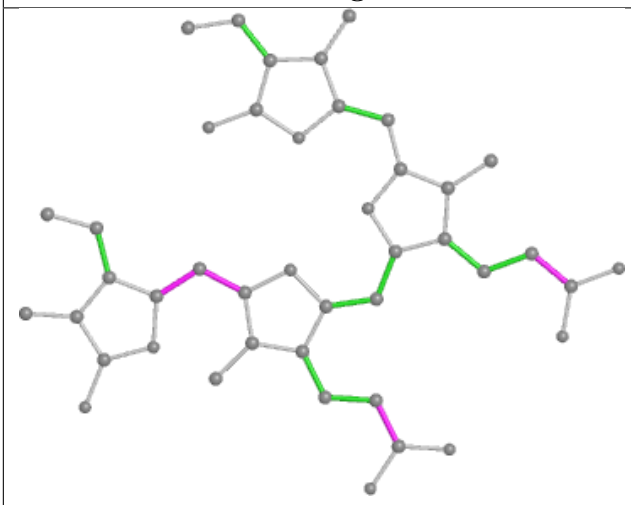

Torsions

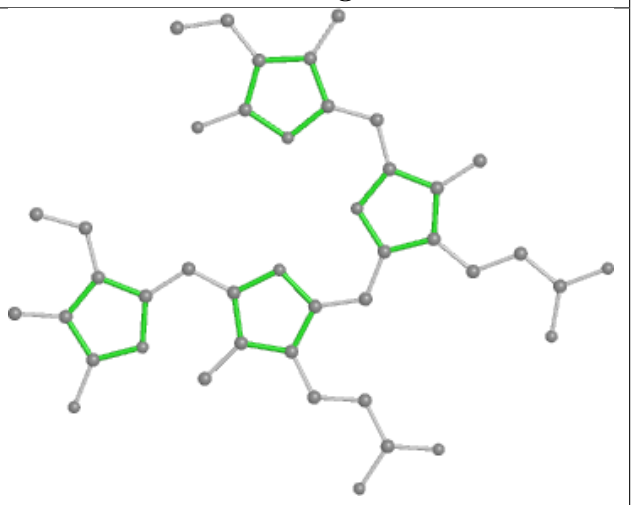

Rings

Ligand PEB D4 201

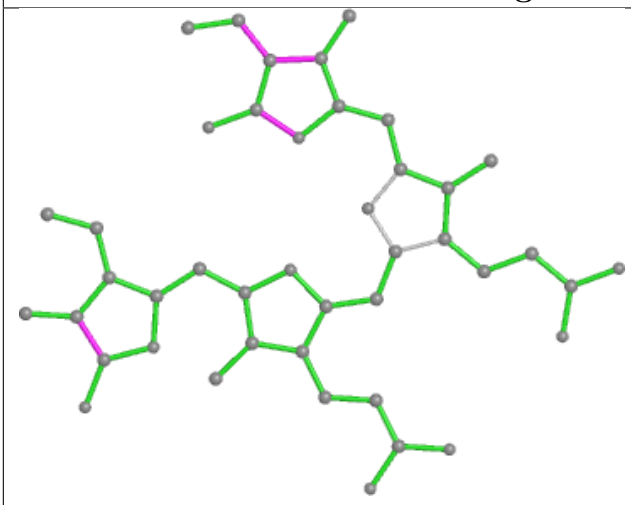

Bond lengths

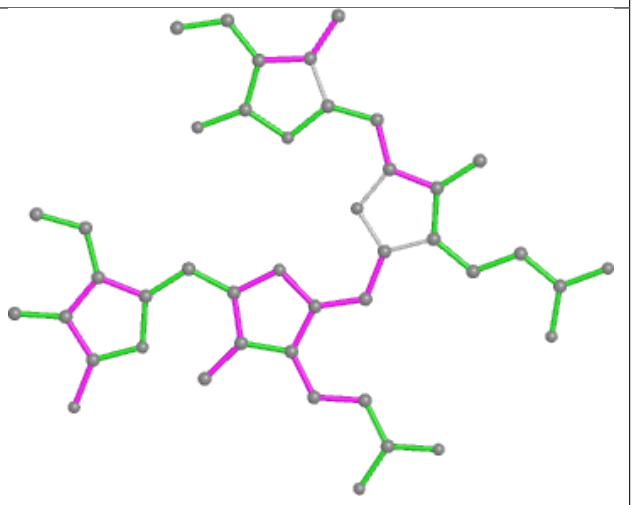

Bond angles

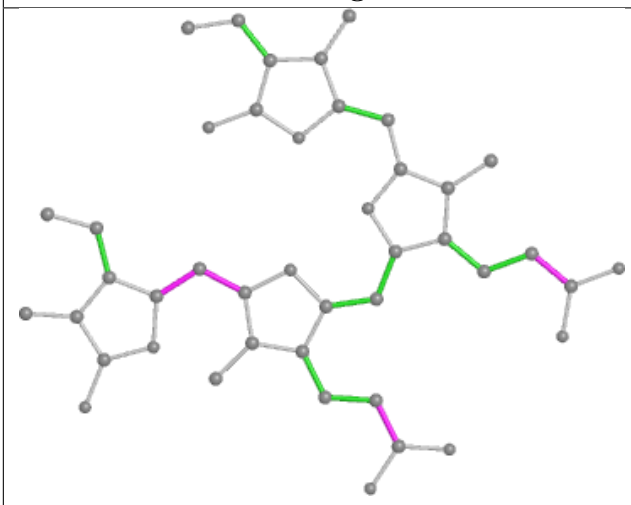

Torsions

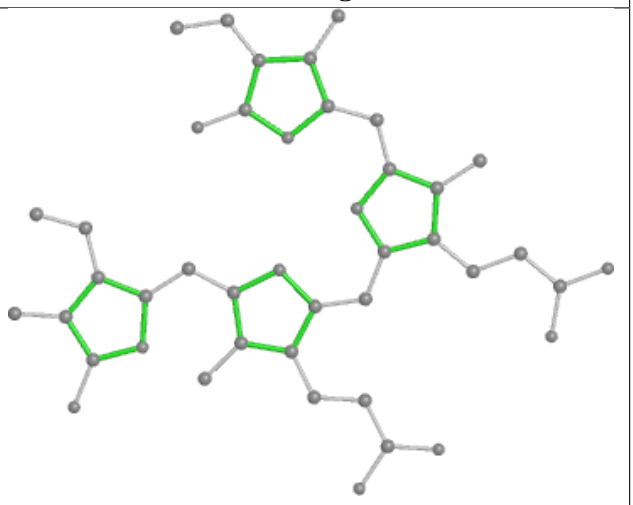

Rings

Ligand PEB a9 602

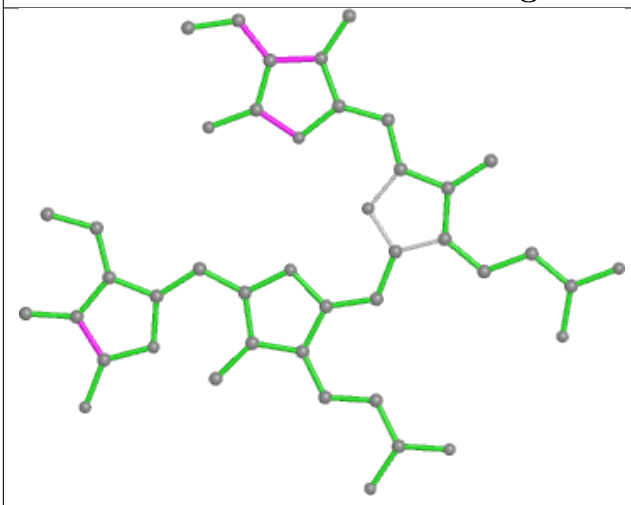

Bond lengths

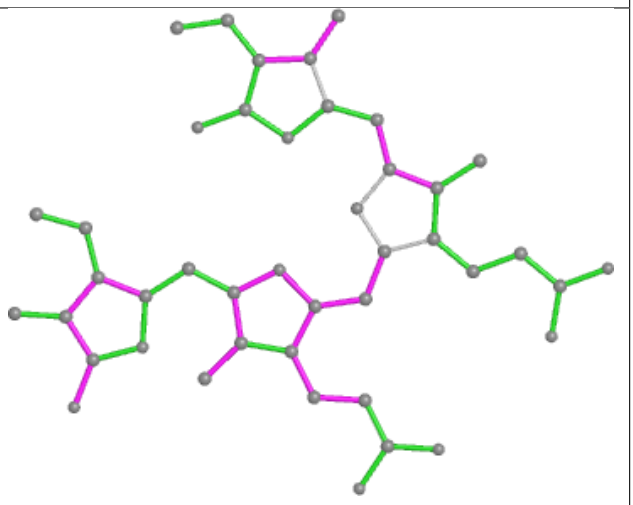

Bond angles

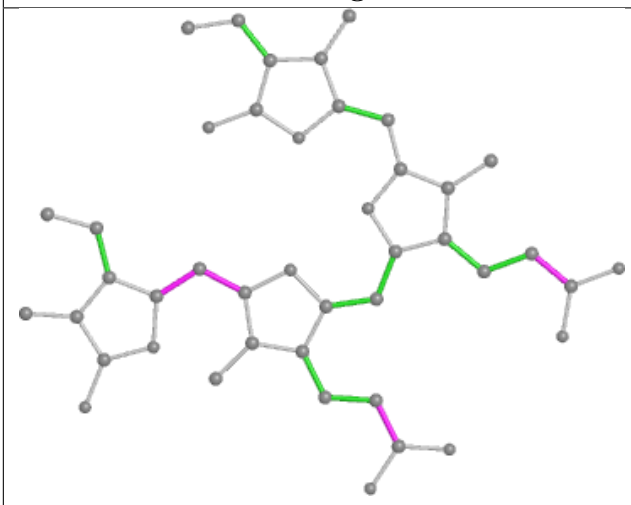

Torsions

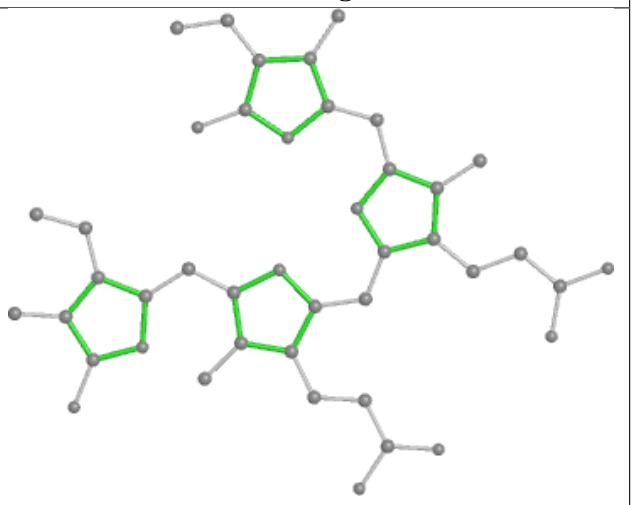

Rings

Ligand PUB aV 203

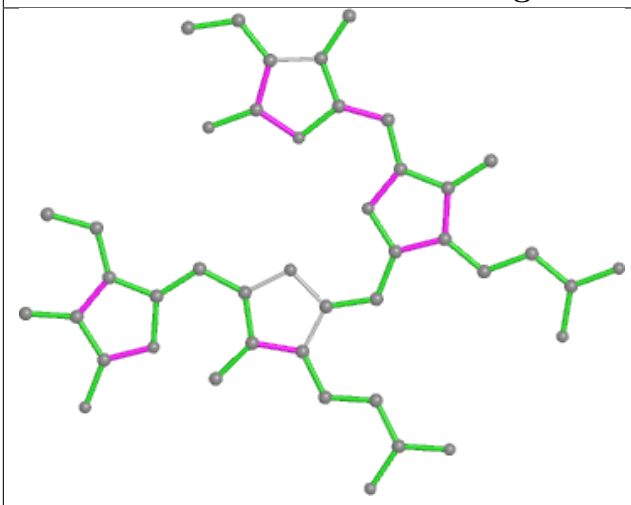

Bond lengths

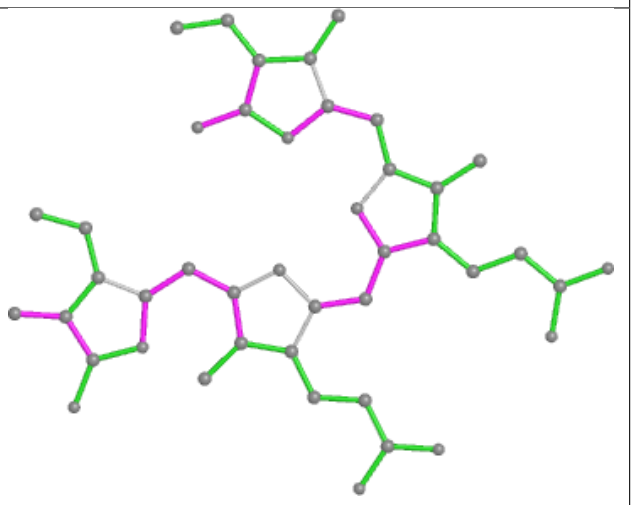

Bond angles

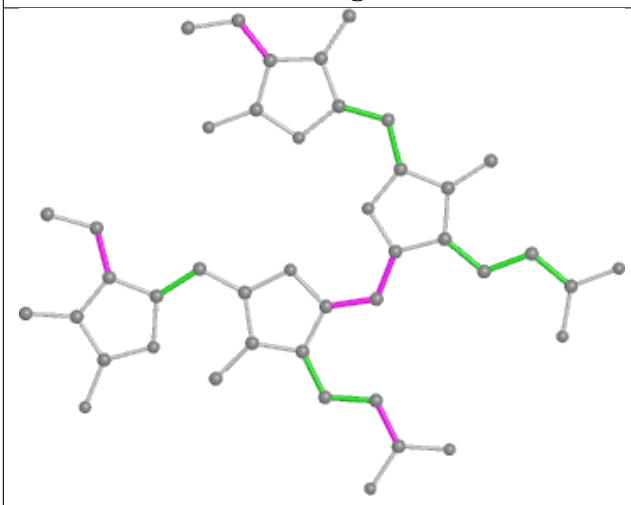

Torsions

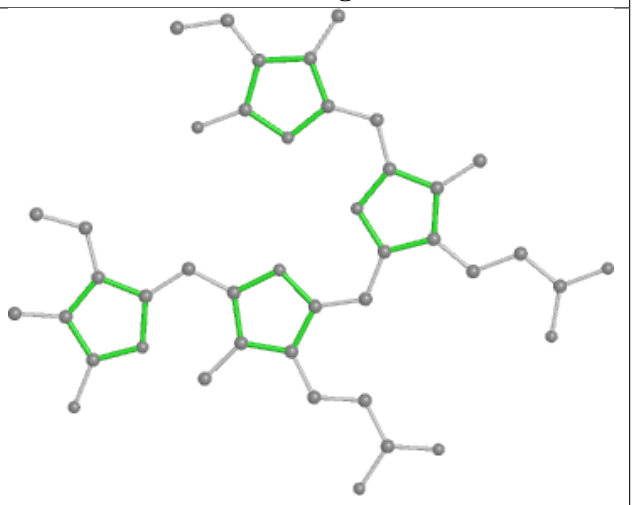

Rings

Ligand PEB hY 401

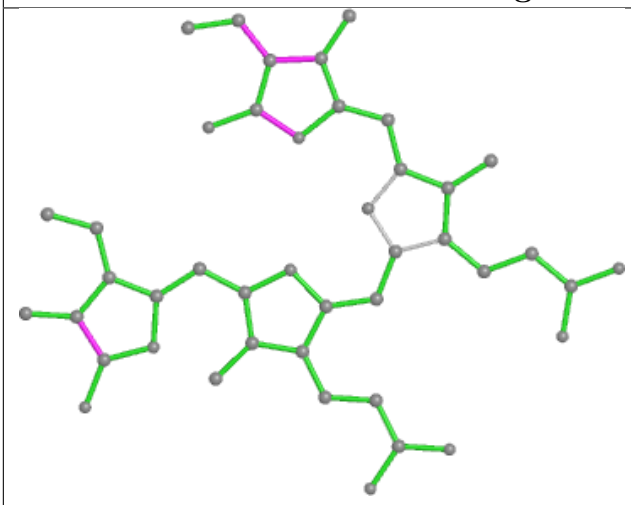

Bond lengths

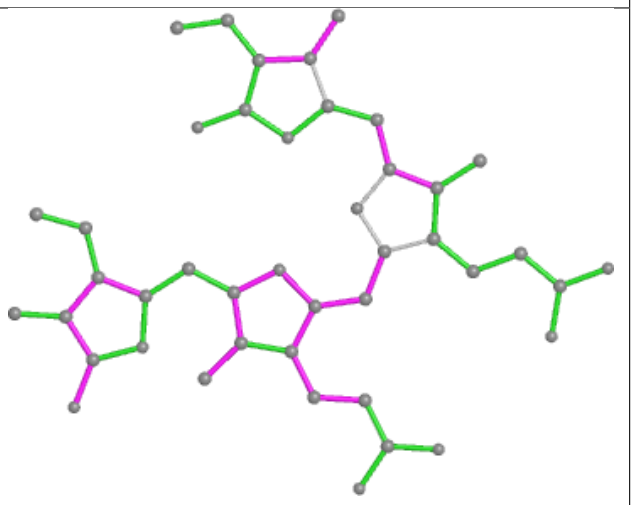

Bond angles

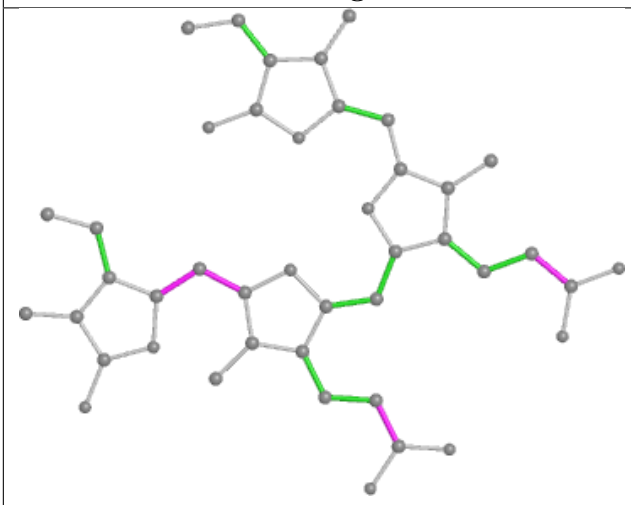

Torsions

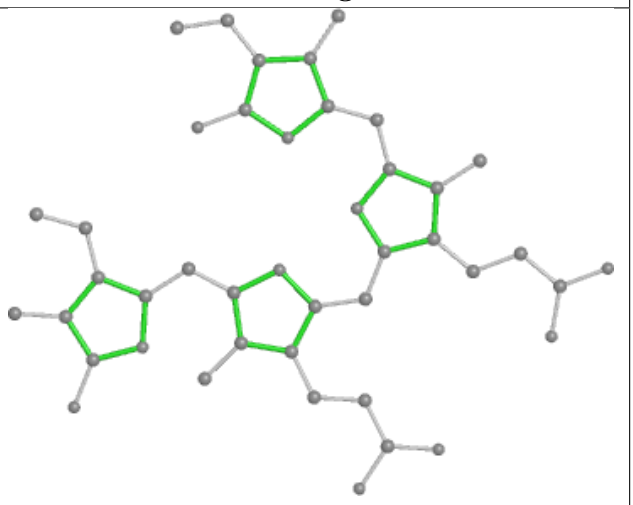

Rings

Ligand PEB L2 201

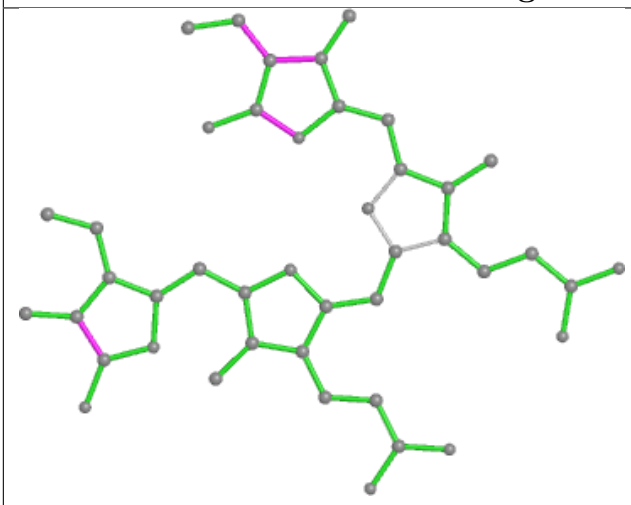

Bond lengths

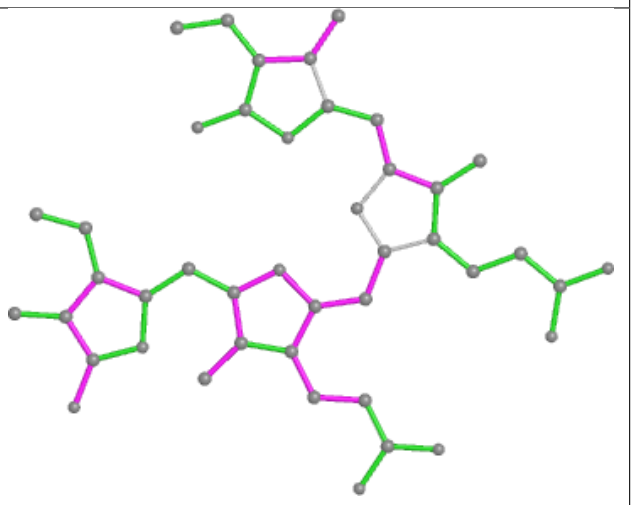

Bond angles

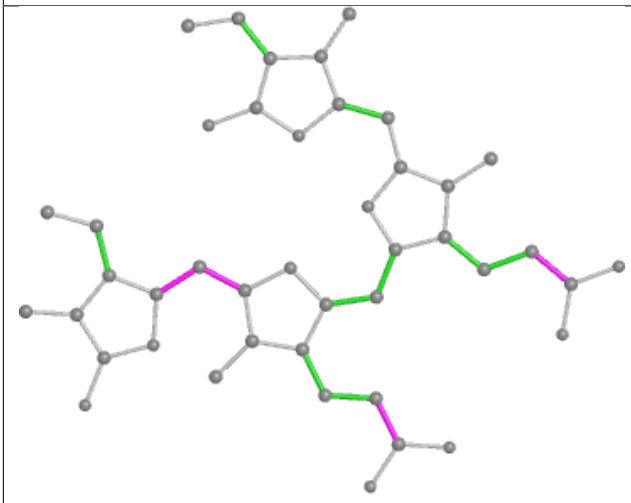

Torsions

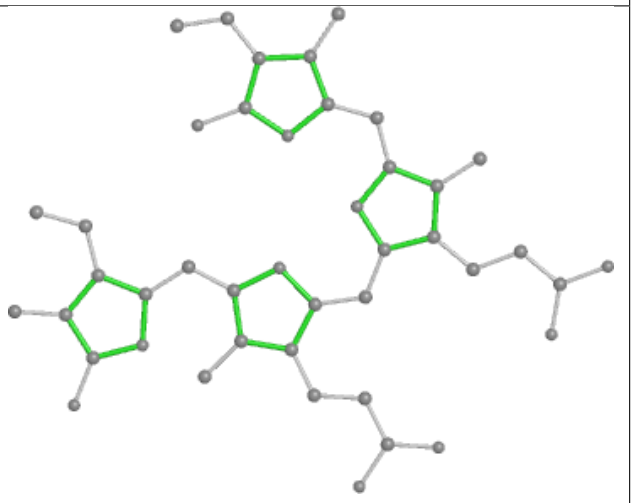

Rings

Ligand PEB b9 401

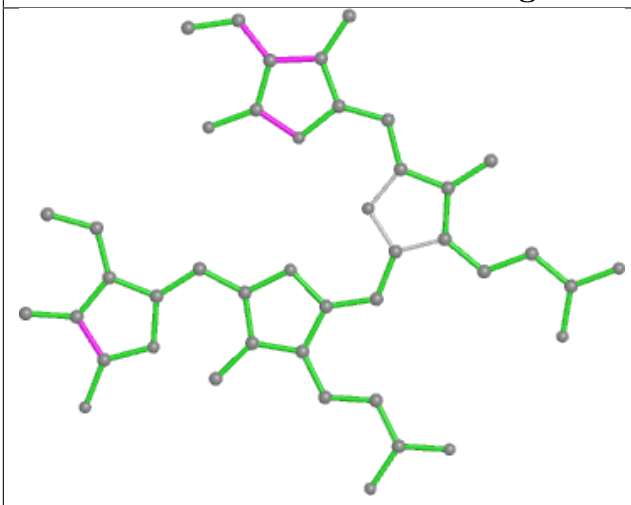

Bond lengths

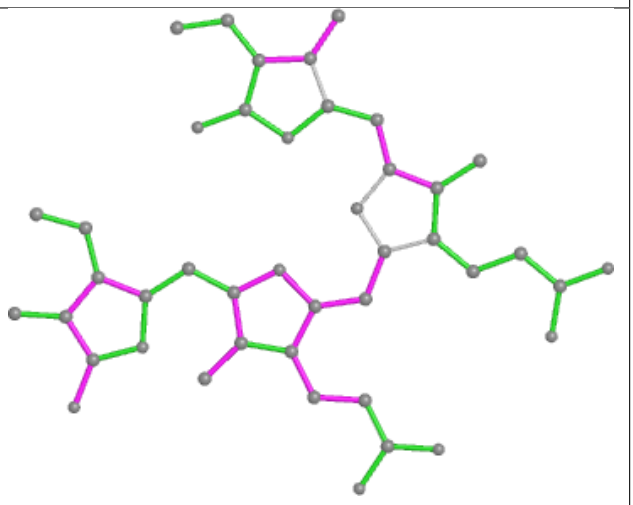

Bond angles

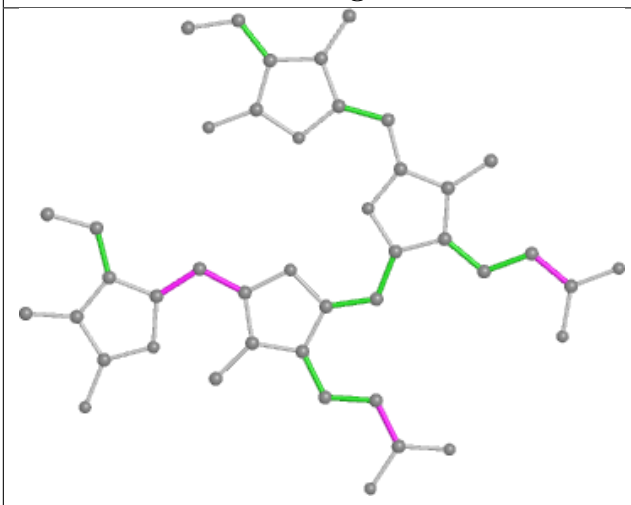

Torsions

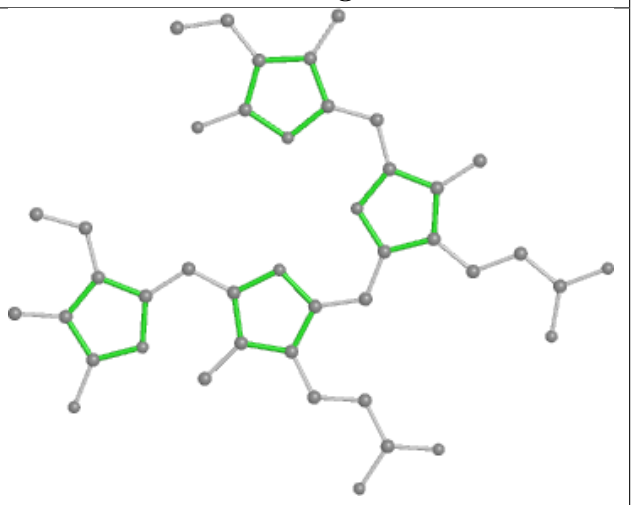

Rings

Ligand PUB g8 202

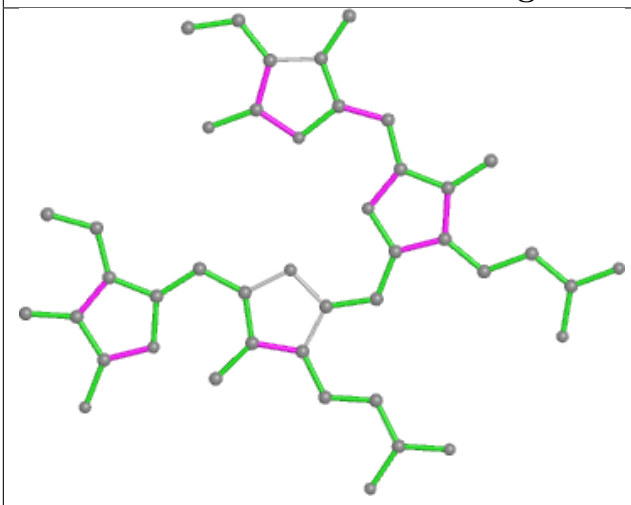

Bond lengths

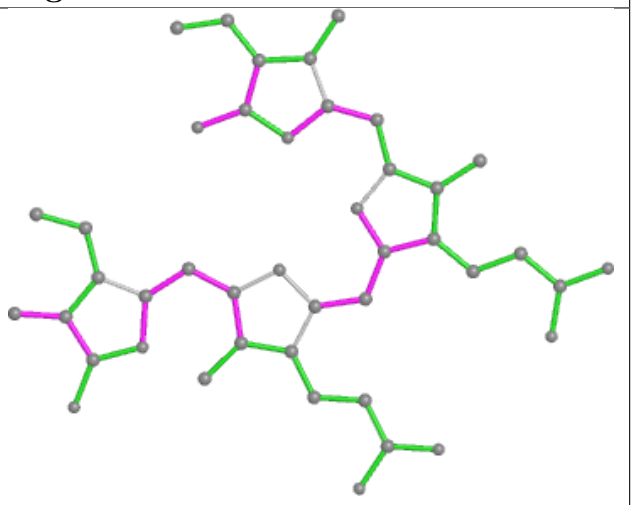

Bond angles

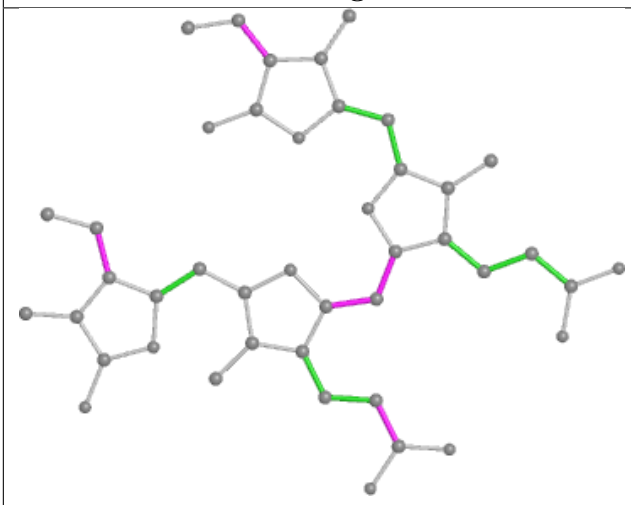

Torsions

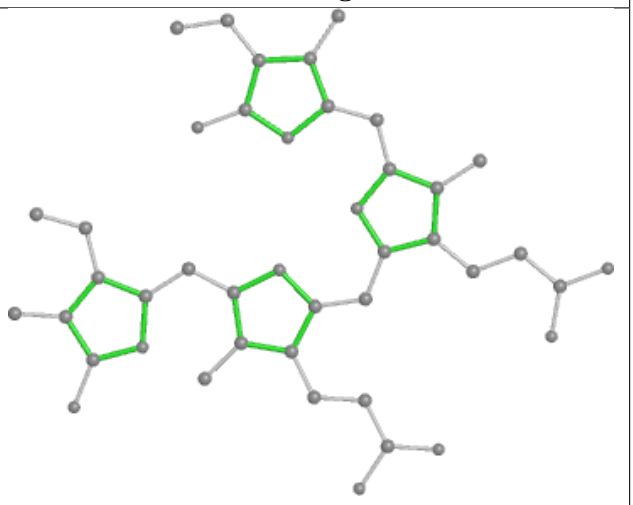

Rings

Ligand PEB K7 202

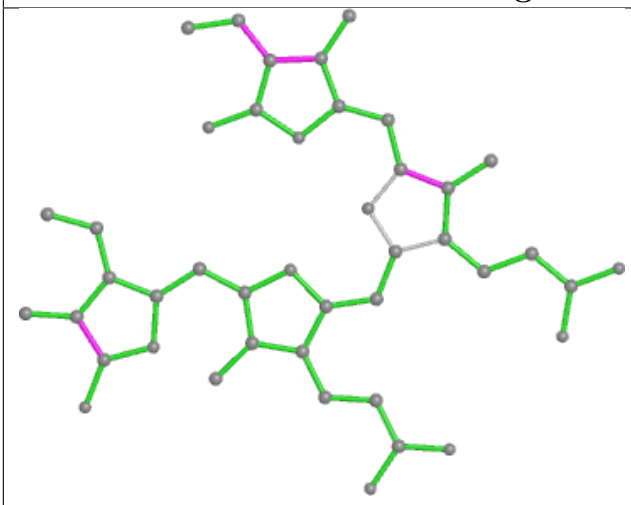

Bond lengths

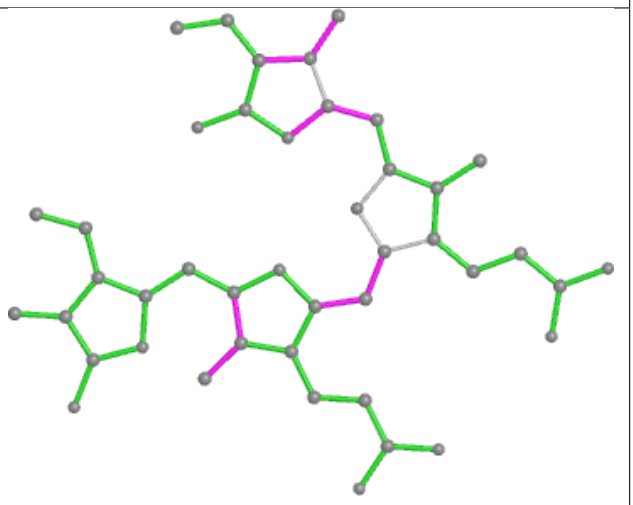

Bond angles

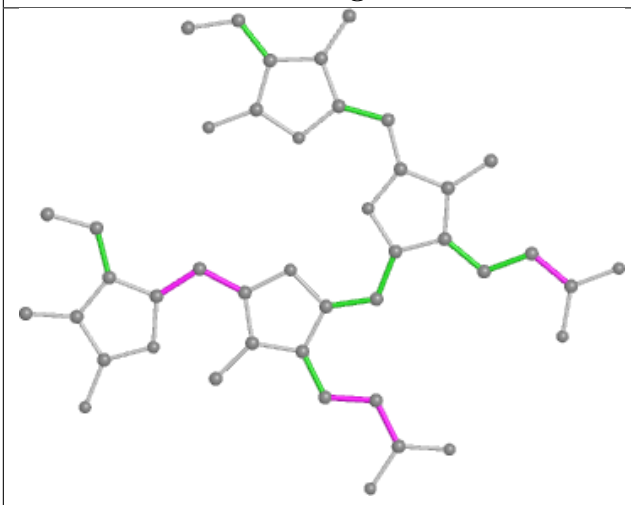

Torsions

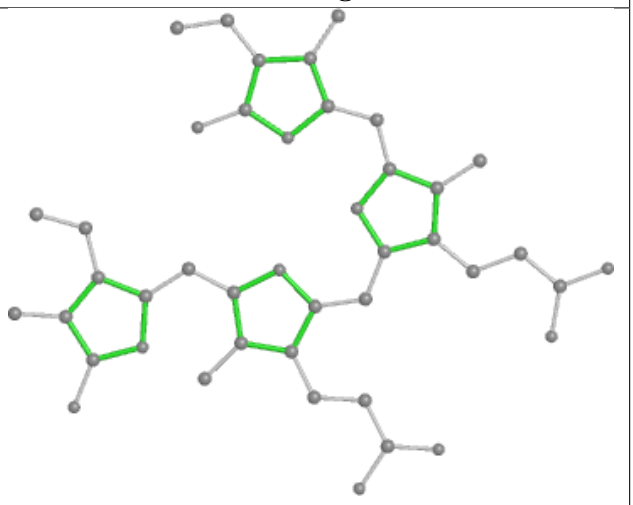

Rings

Ligand PEB P2 202

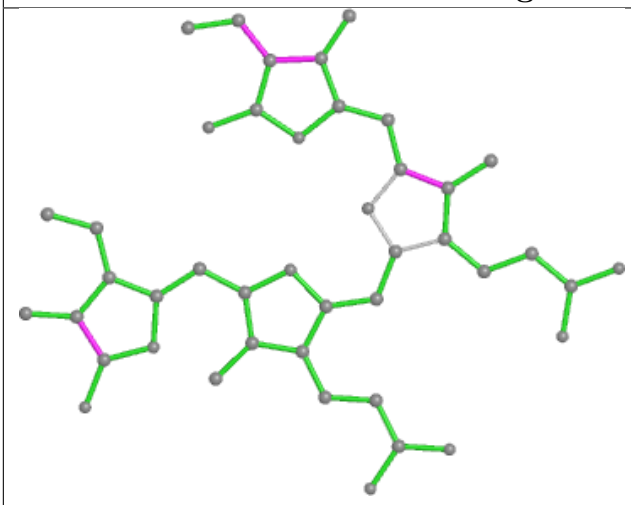

Bond lengths

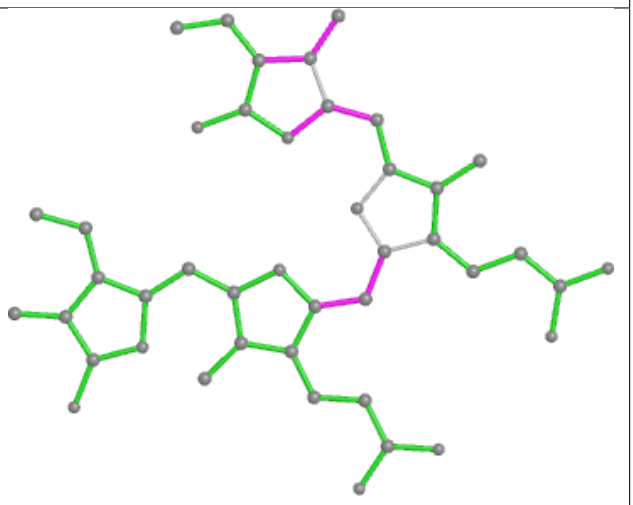

Bond angles

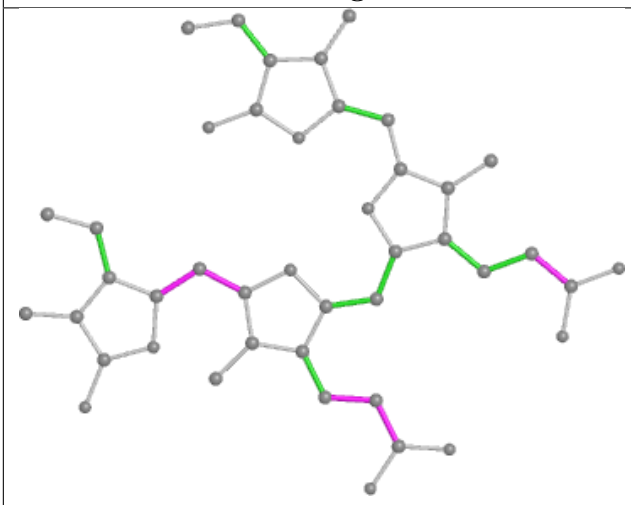

Torsions

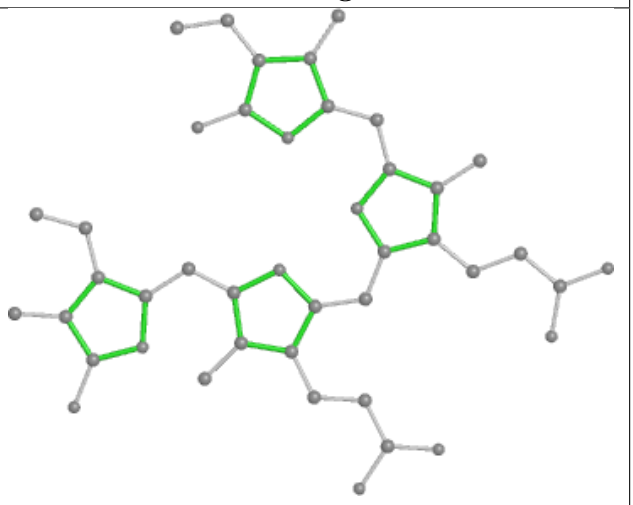

Rings

Ligand PUB eY 404

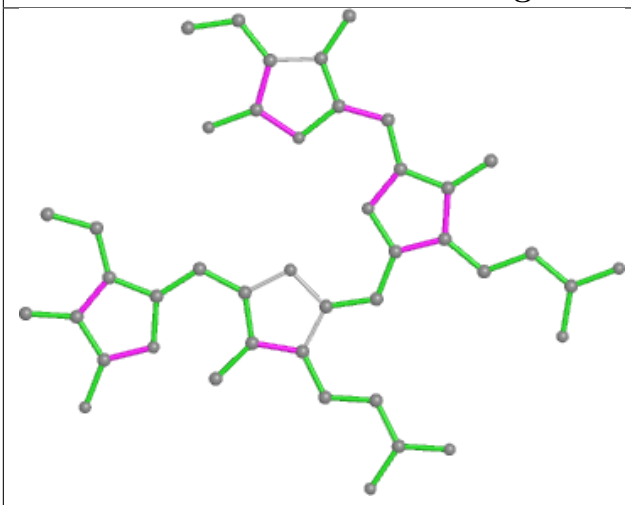

Bond lengths

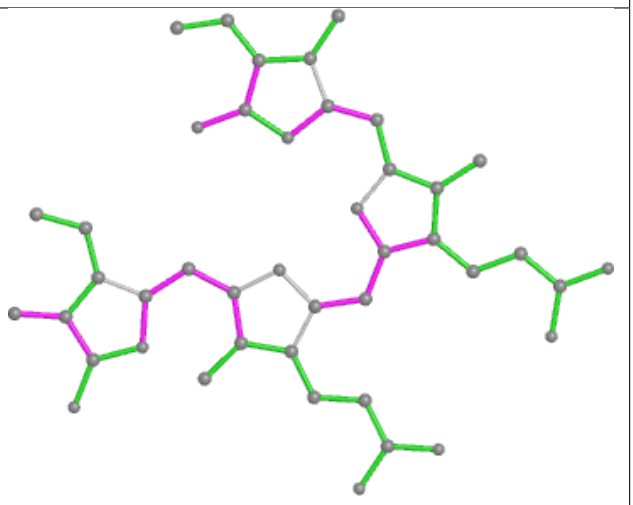

Bond angles

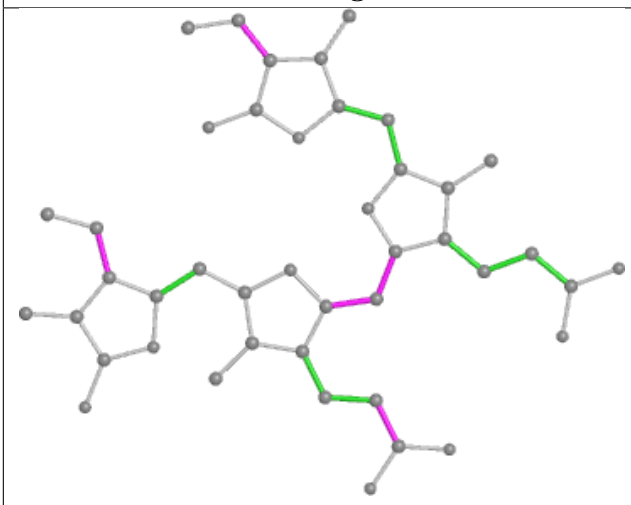

Torsions

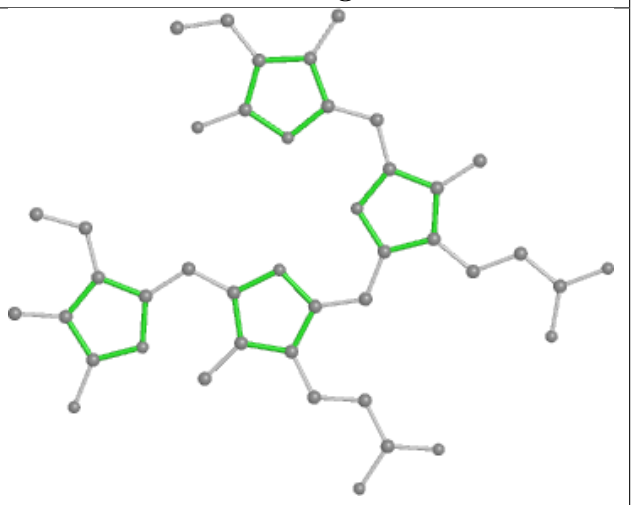

Rings

Ligand PEB U7 201

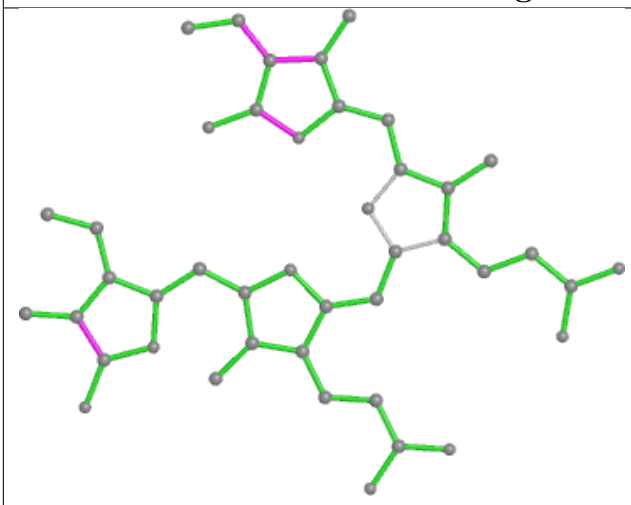

Bond lengths

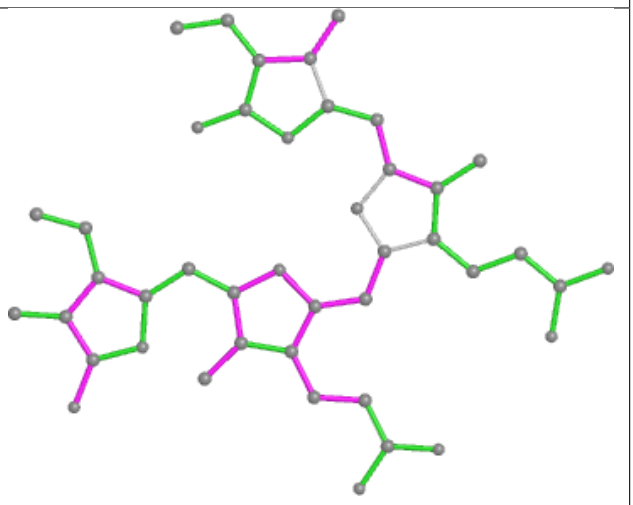

Bond angles

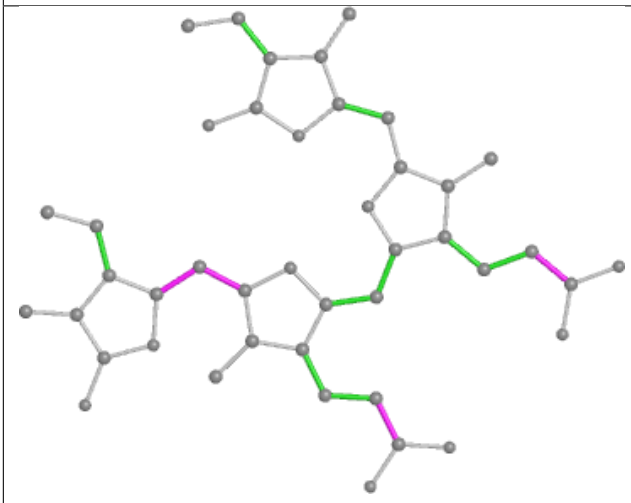

Torsions

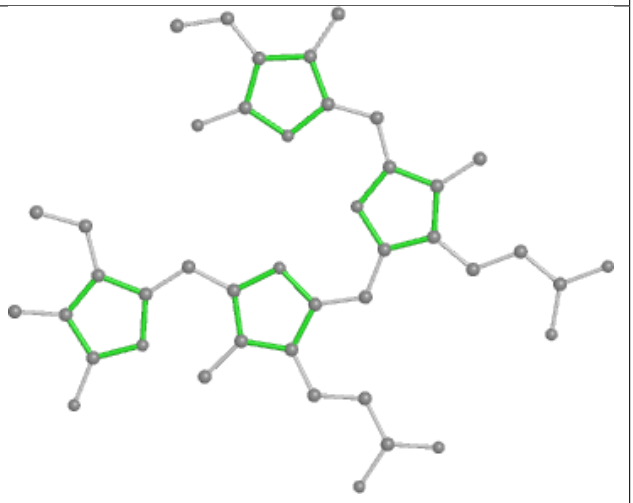

Rings

Ligand PUB Z5 306

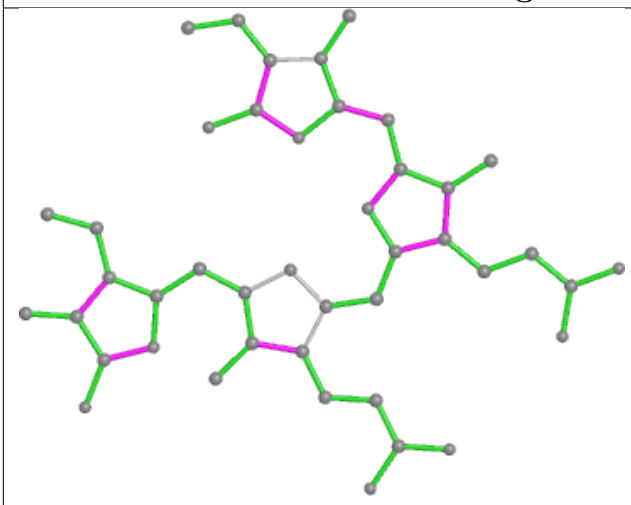

Bond lengths

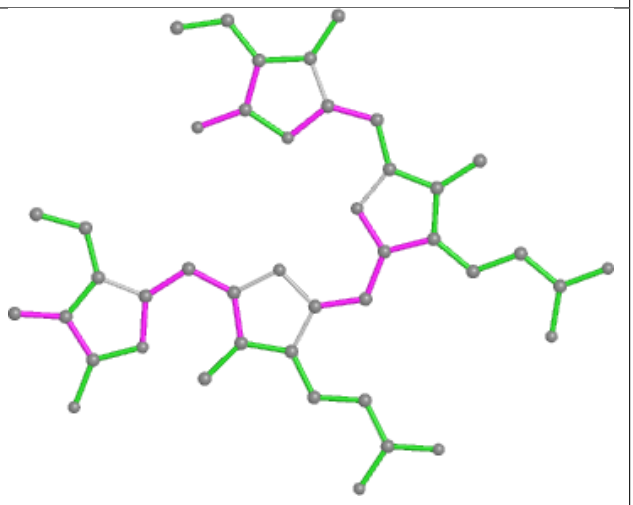

Bond angles

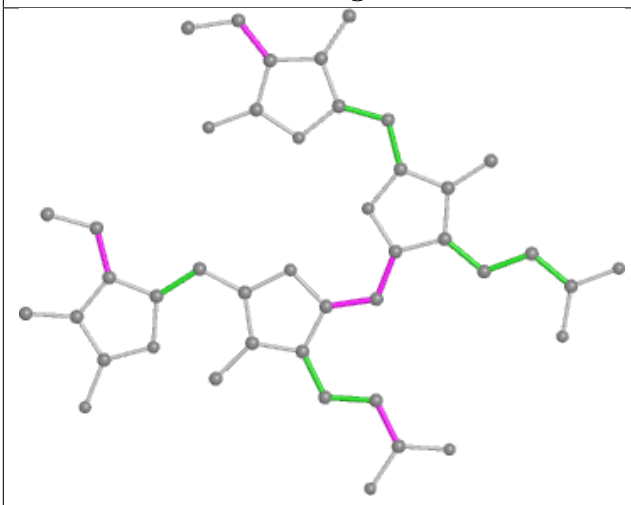

Torsions

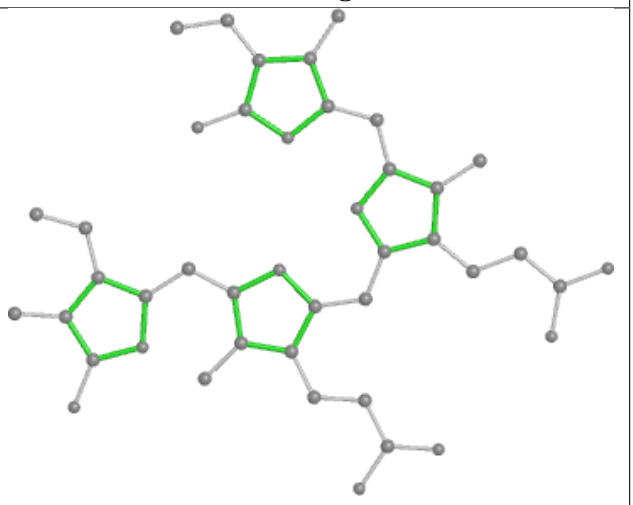

Rings

Ligand PEB ay 1001

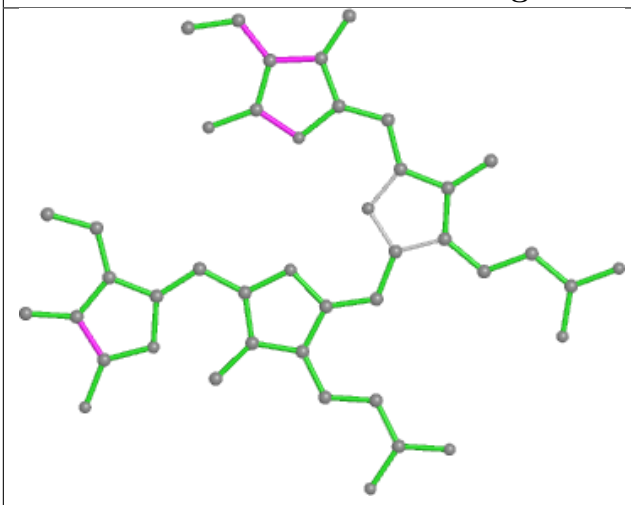

Bond lengths

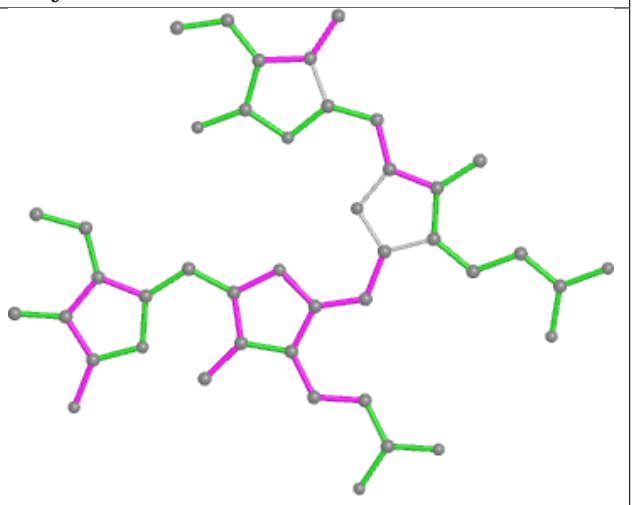

Bond angles

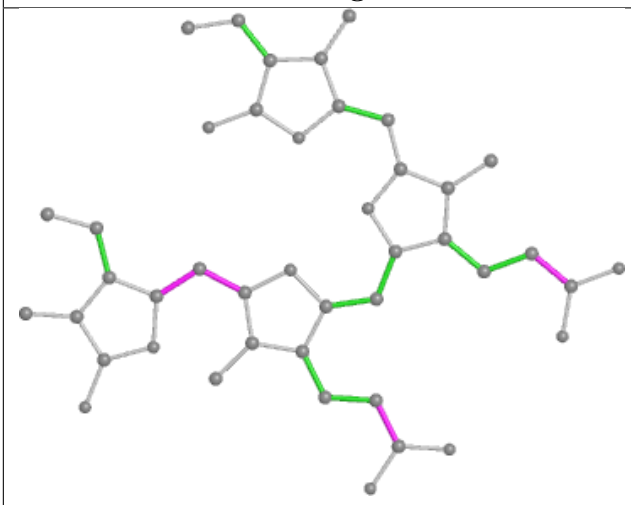

Torsions

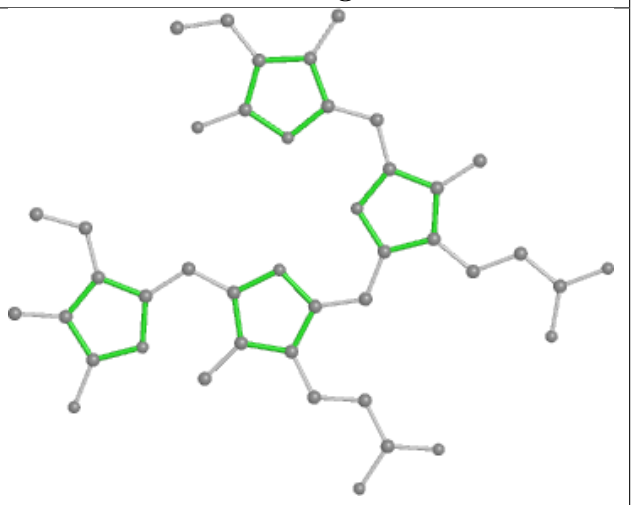

Rings

Ligand PEB hU 201

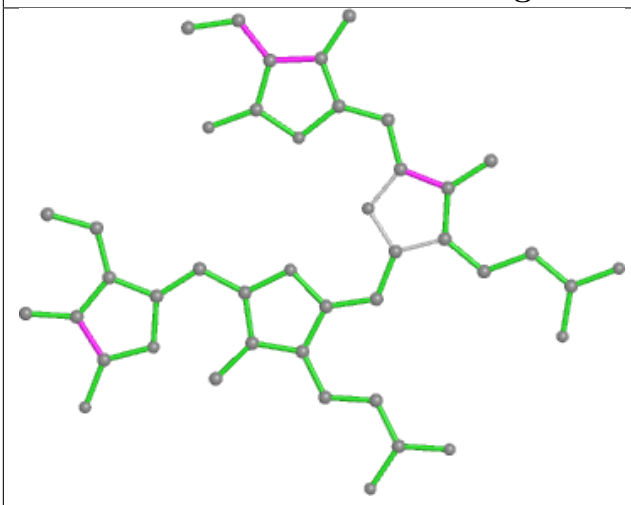

Bond lengths

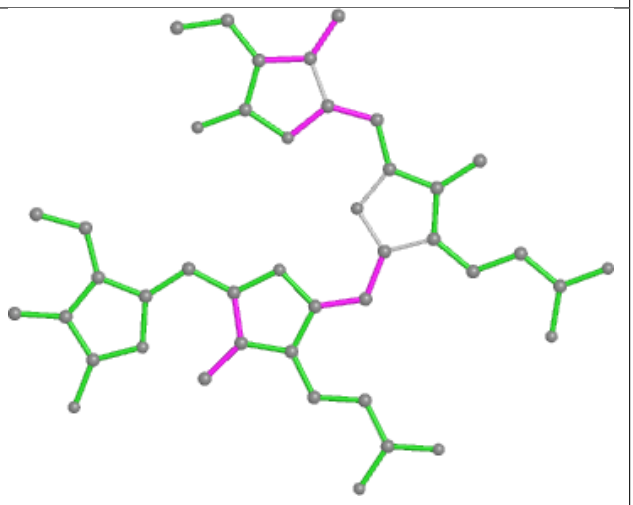

Bond angles

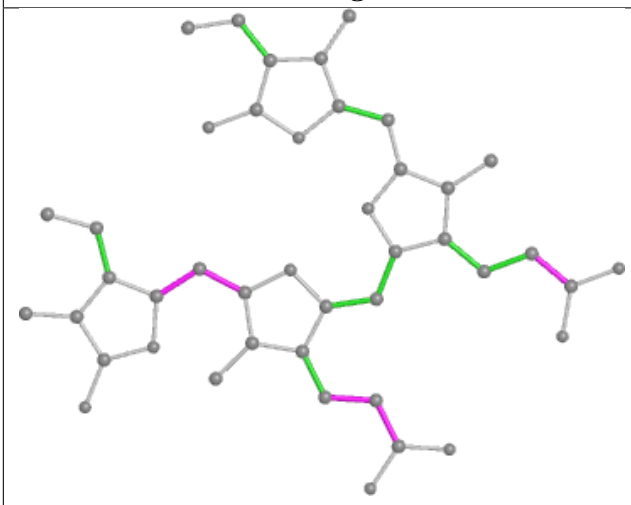

Torsions

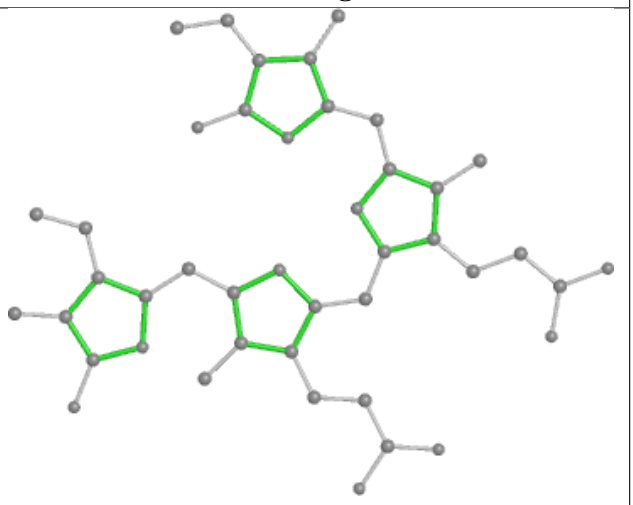

Rings

Ligand PUB ei 203

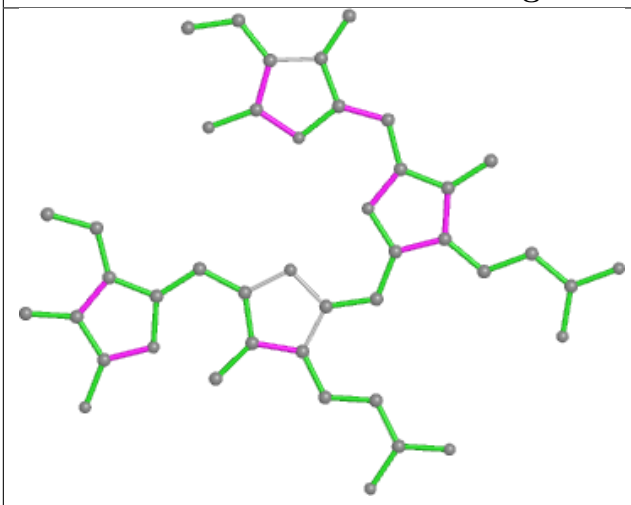

Bond lengths

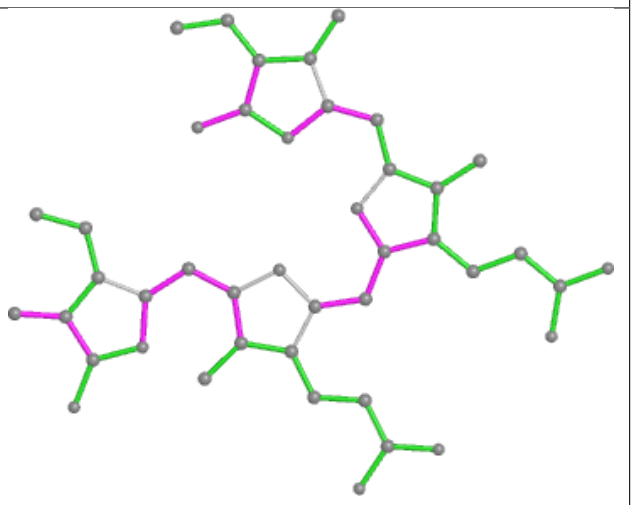

Bond angles

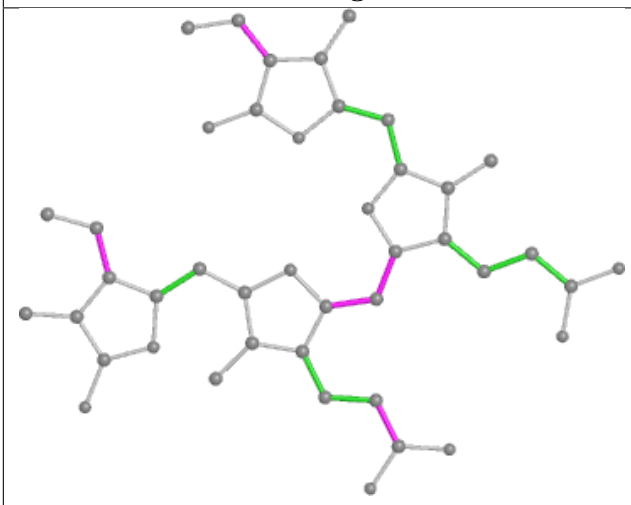

Torsions

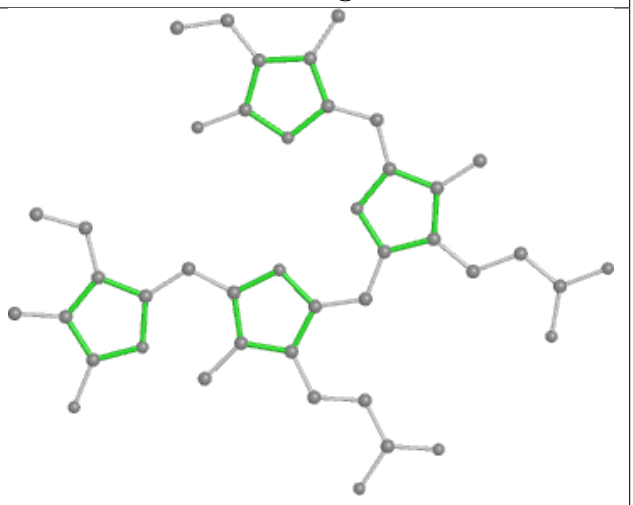

Rings

Ligand PEB O4 1001

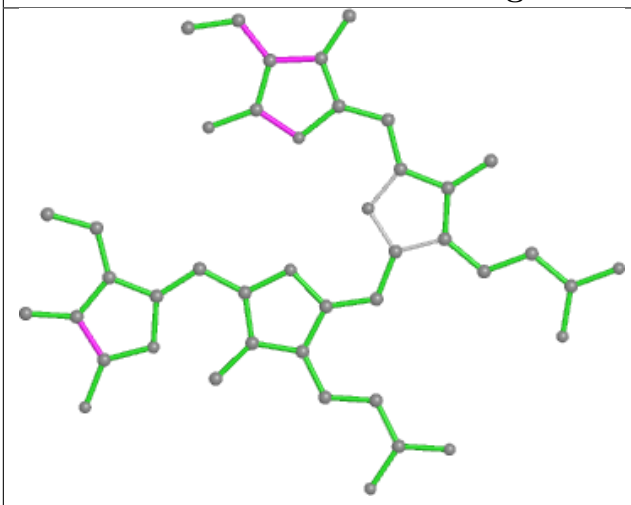

Bond lengths

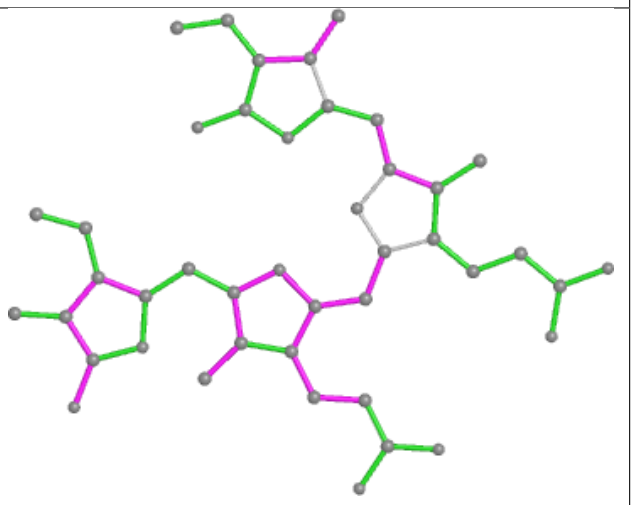

Bond angles

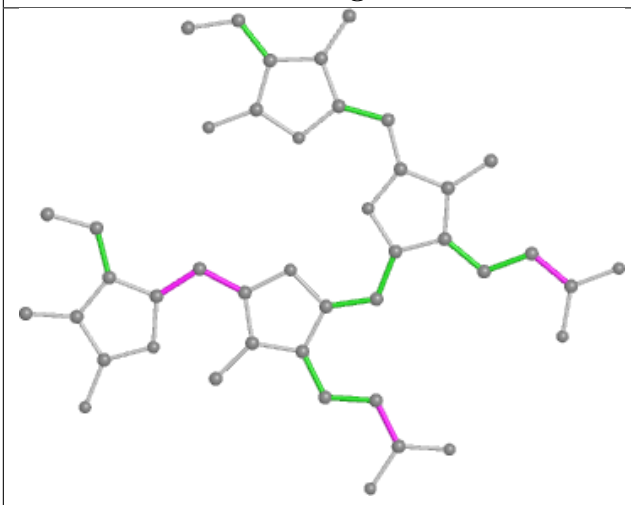

Torsions

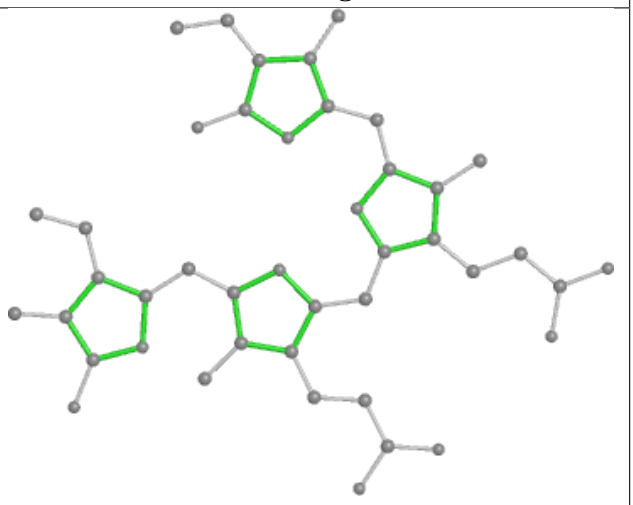

Rings

Ligand PEB bN 201

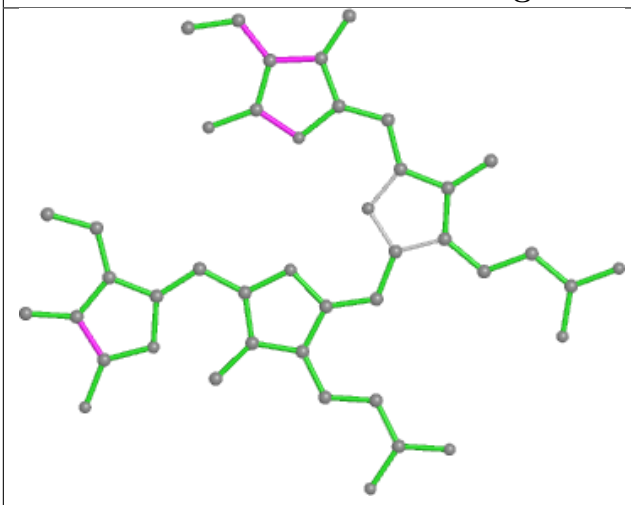

Bond lengths

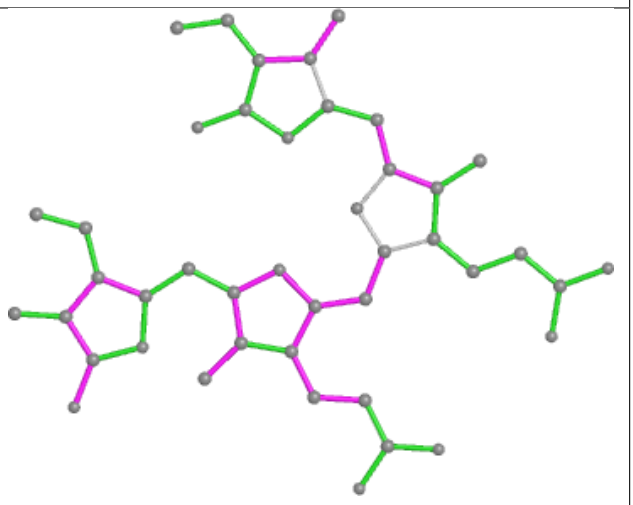

Bond angles

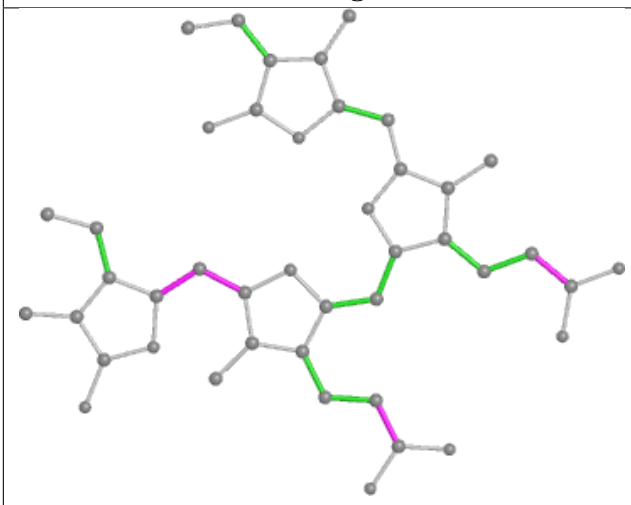

Torsions

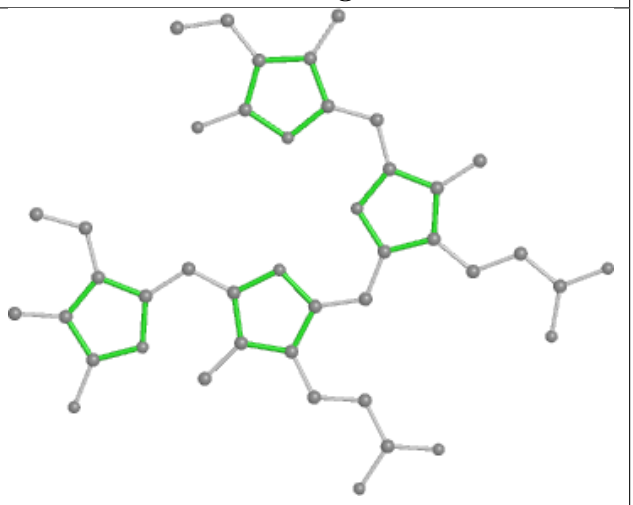

Rings

Ligand PEB jN 1002

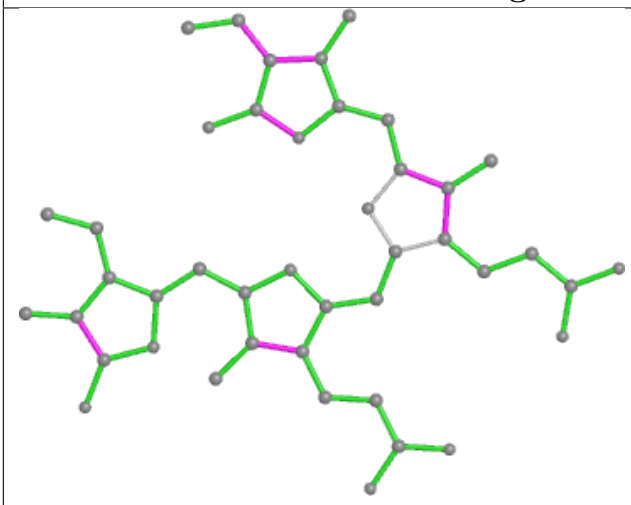

Bond lengths

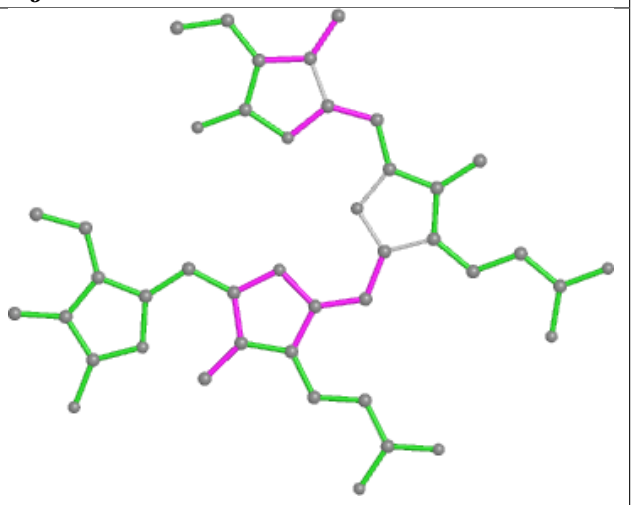

Bond angles

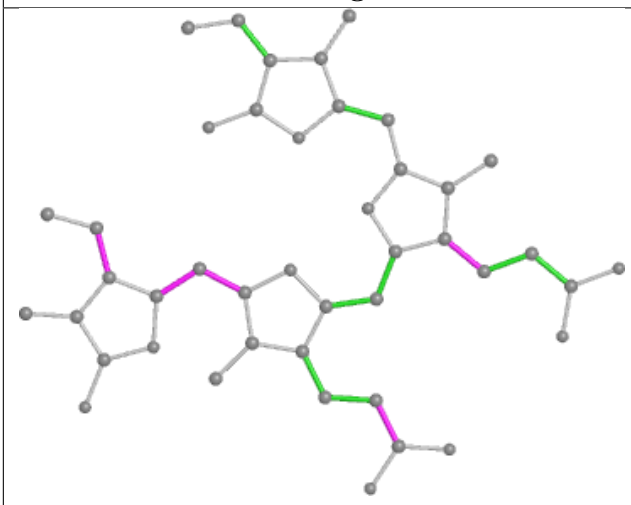

Torsions

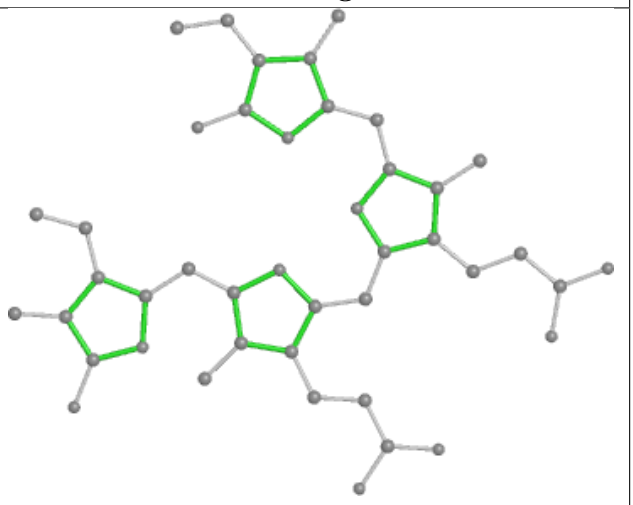

Rings

Ligand PEB v8 202

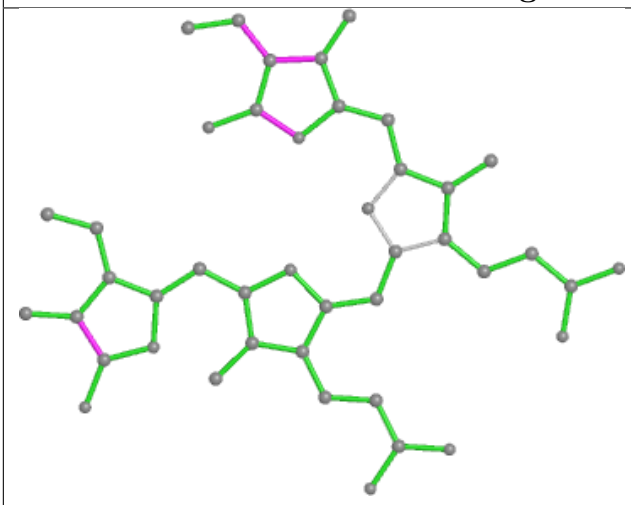

Bond lengths

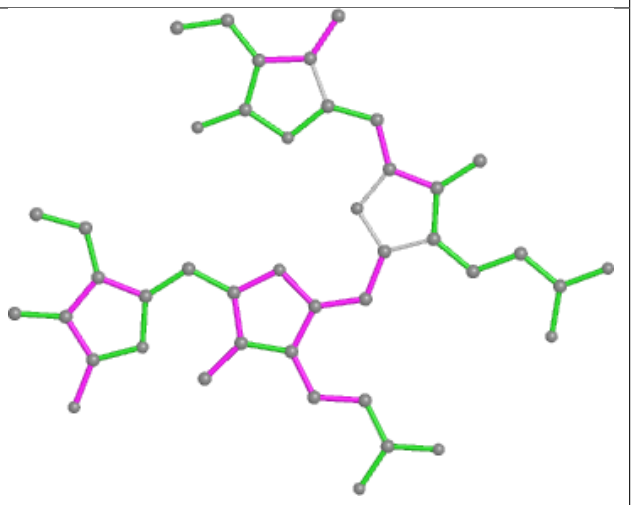

Bond angles

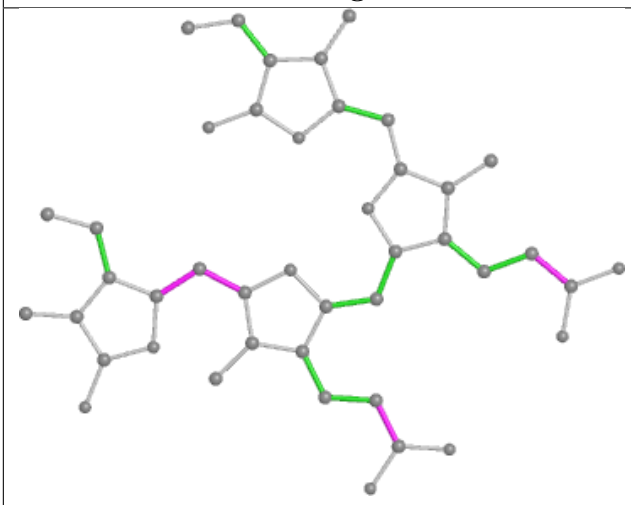

Torsions

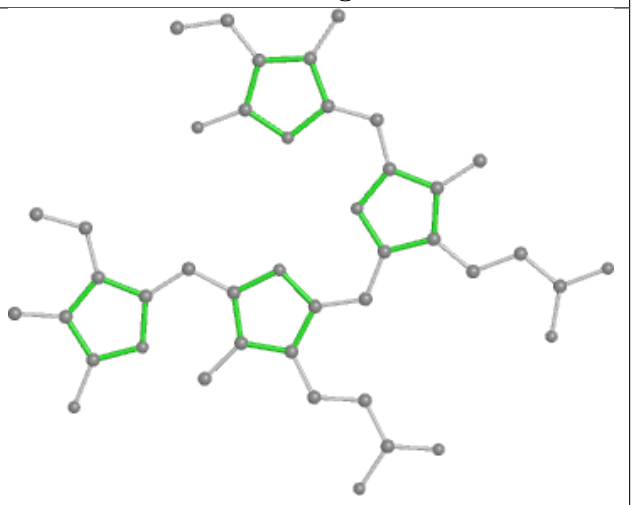

Rings

Ligand PVN d8 303

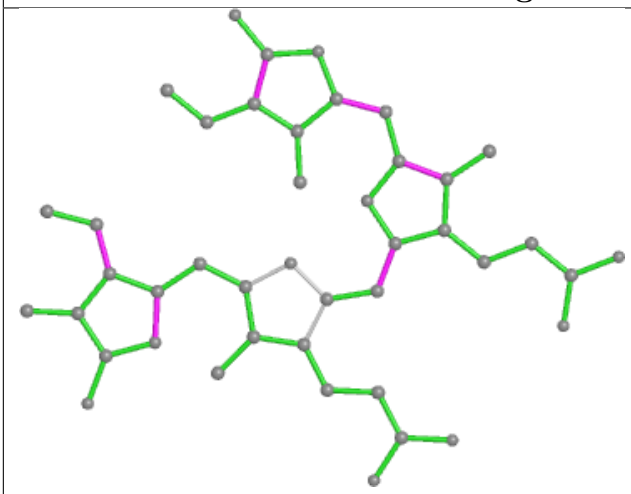

Bond lengths

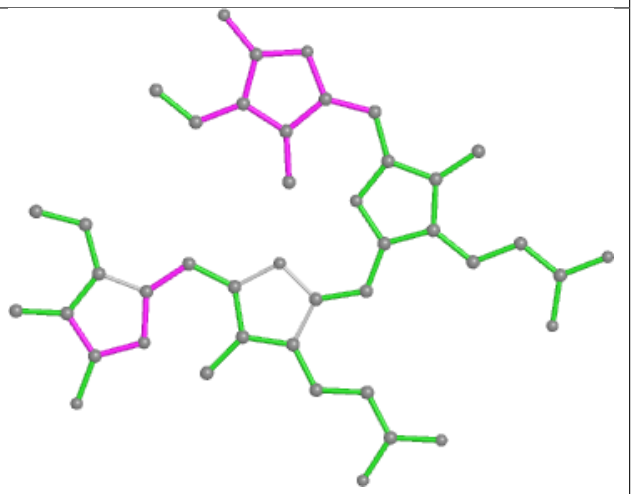

Bond angles

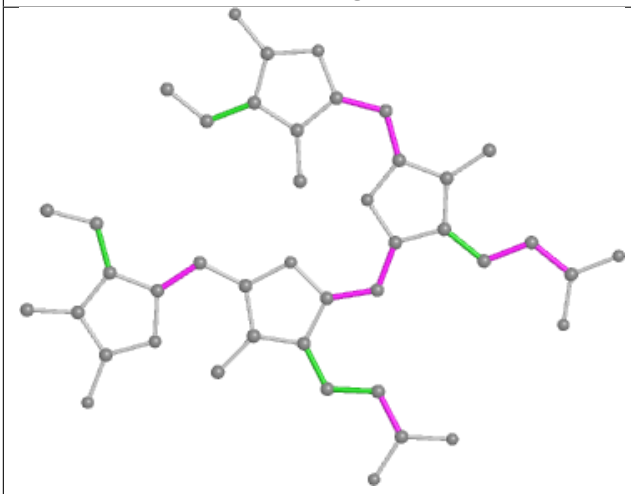

Torsions

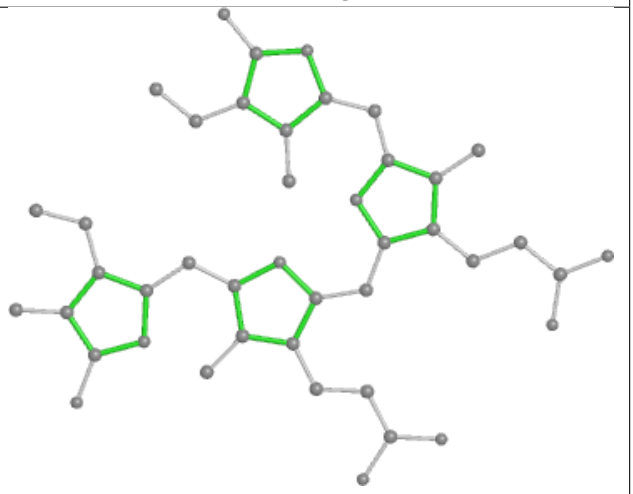

Rings

Ligand PEB hF 202

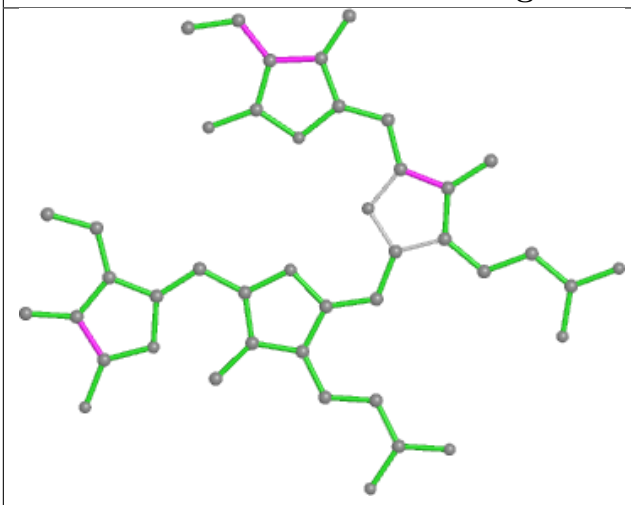

Bond lengths

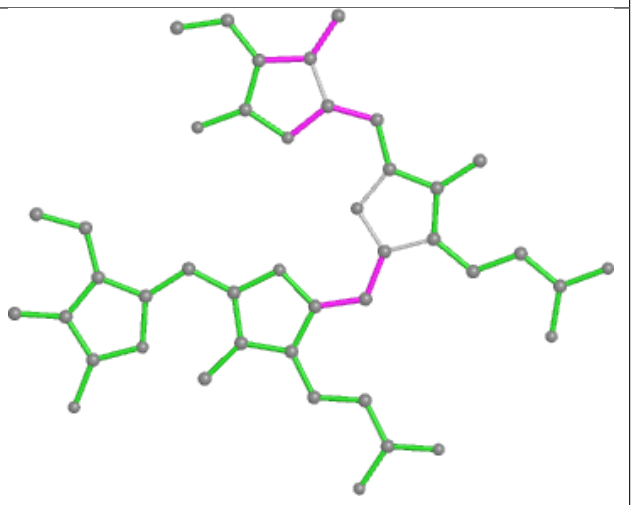

Bond angles

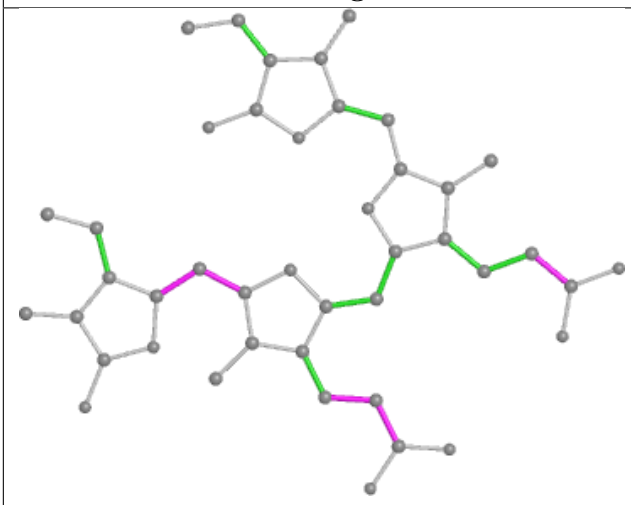

Torsions

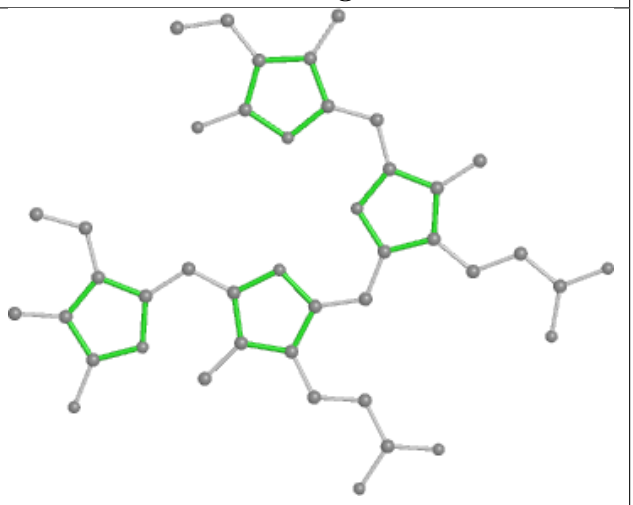

Rings

Ligand PUB D2 305

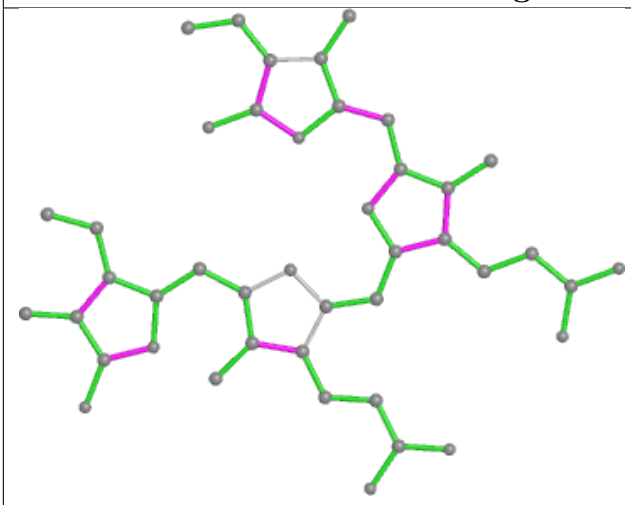

Bond lengths

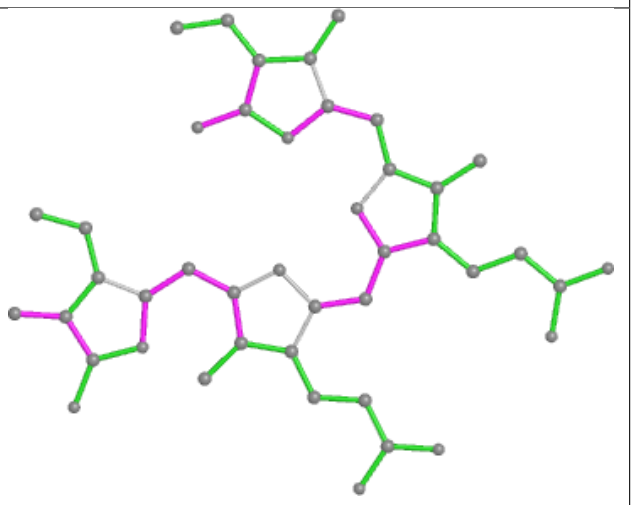

Bond angles

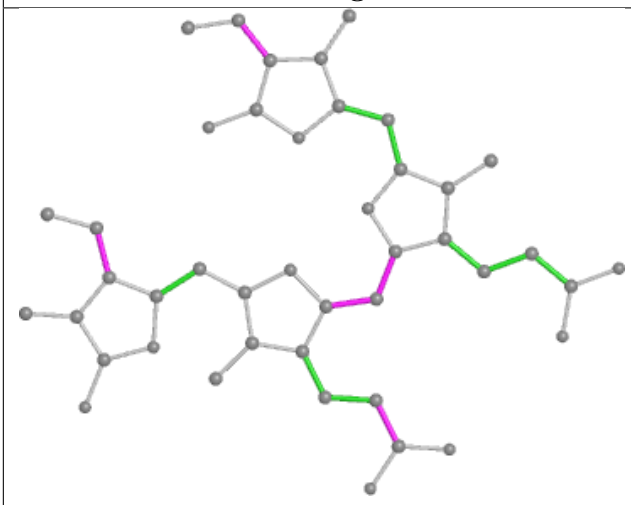

Torsions

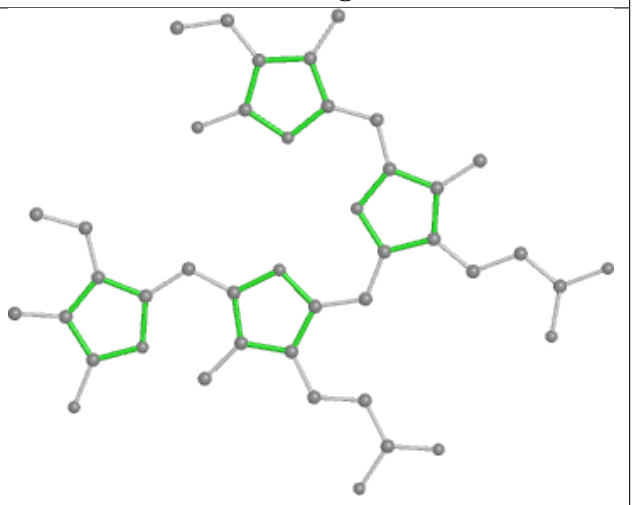

Rings

Ligand PUB o8 203

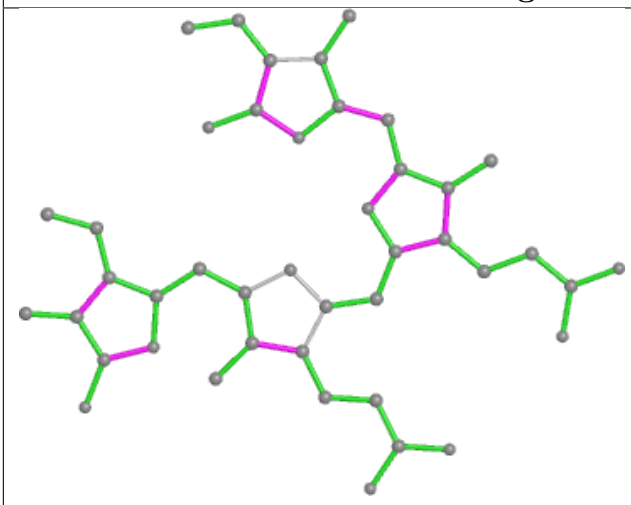

Bond lengths

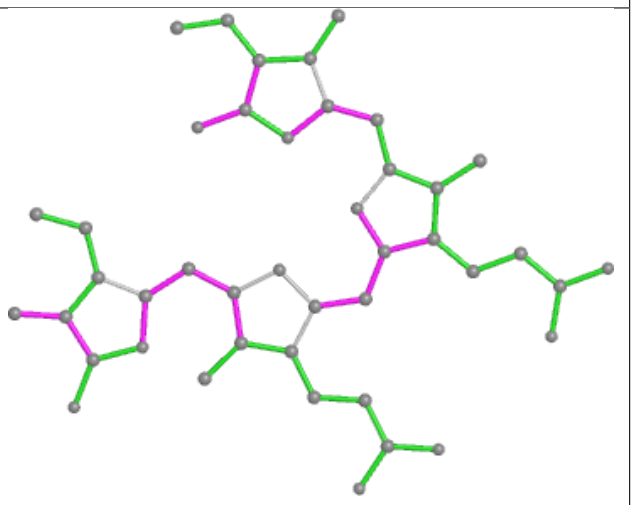

Bond angles

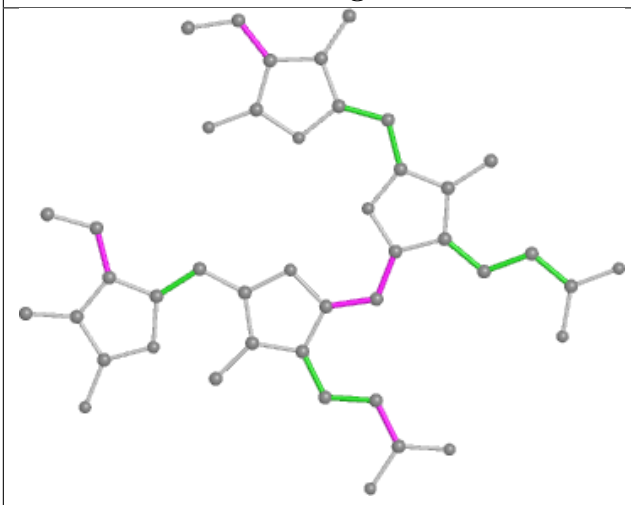

Torsions

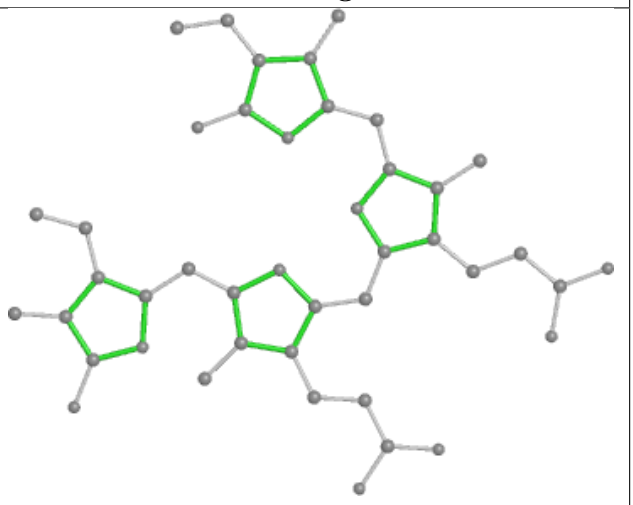

Rings

Ligand PUB c8 304

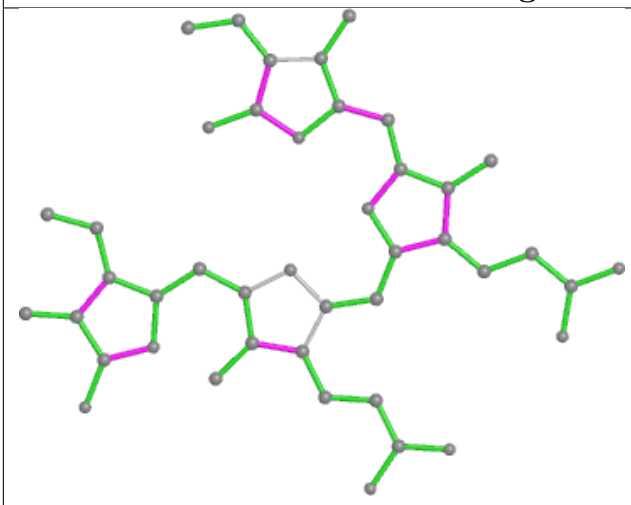

Bond lengths

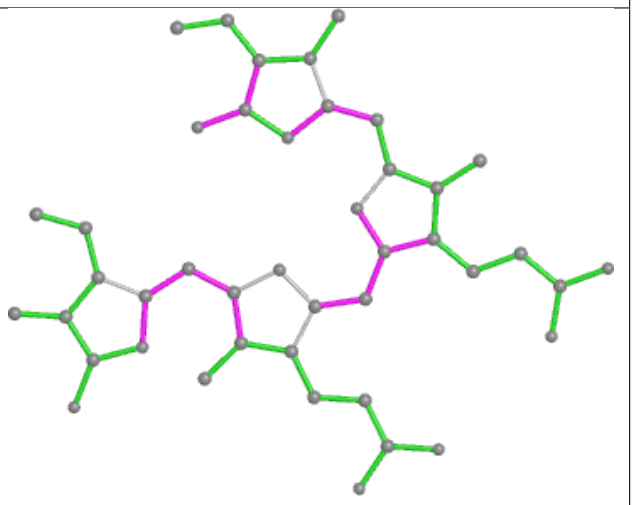

Bond angles

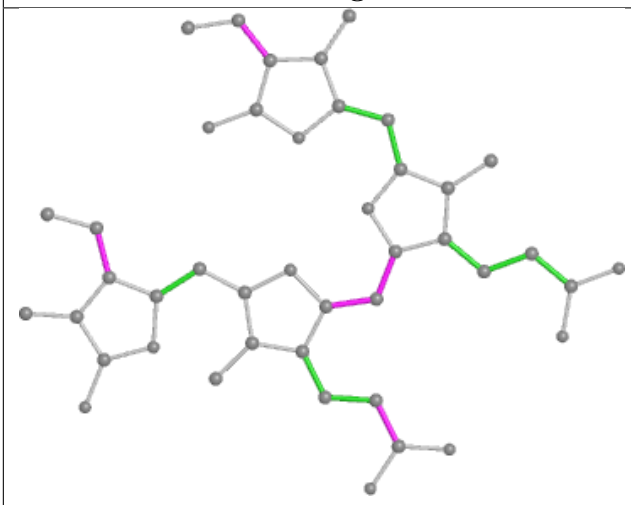

Torsions

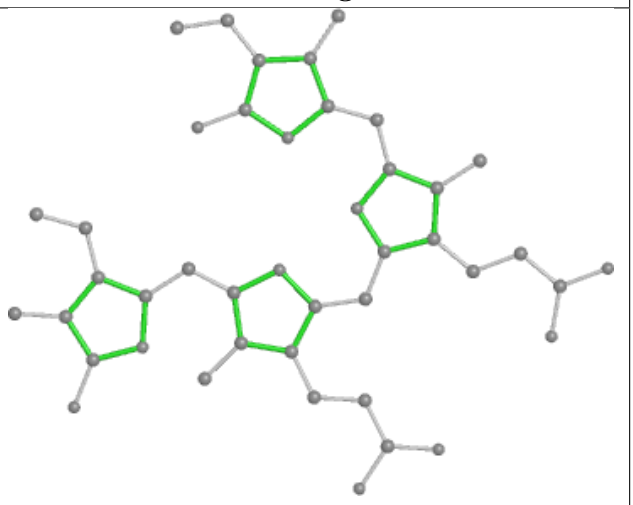

Rings

Ligand PEB er 201

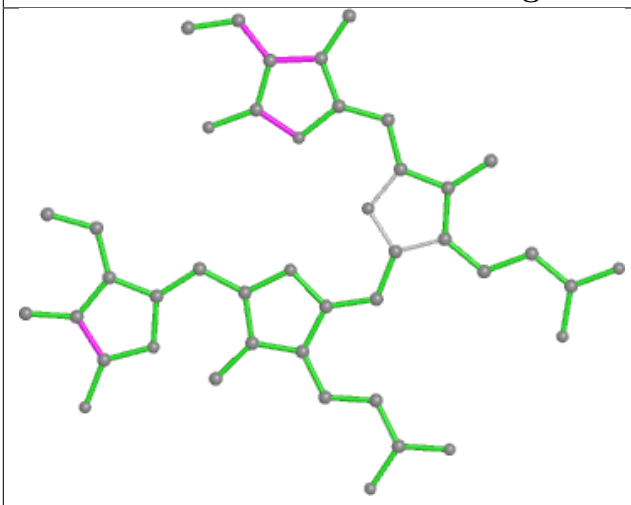

Bond lengths

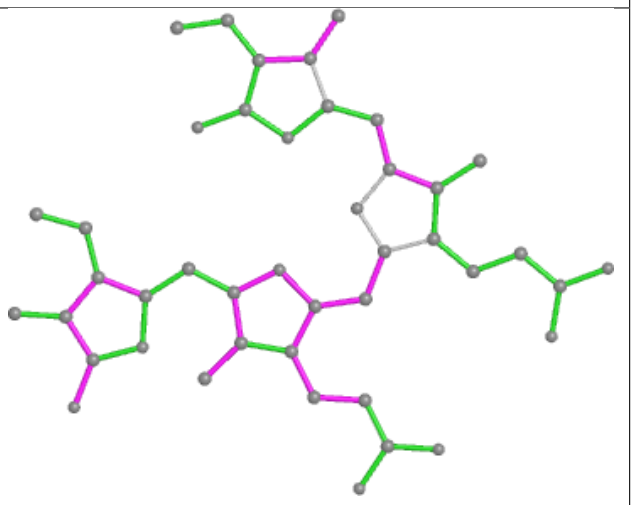

Bond angles

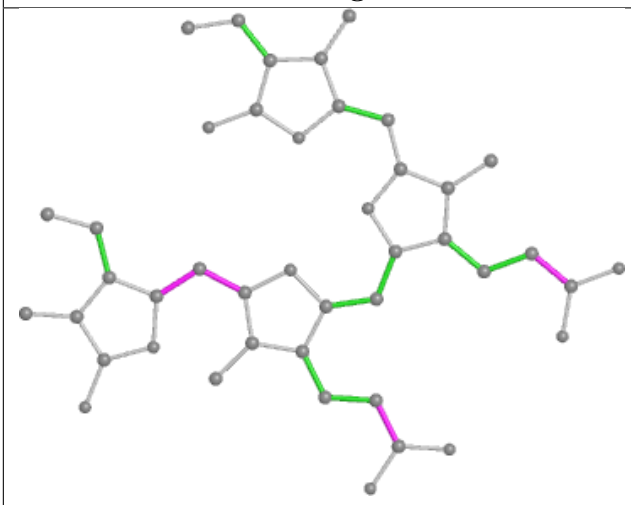

Torsions

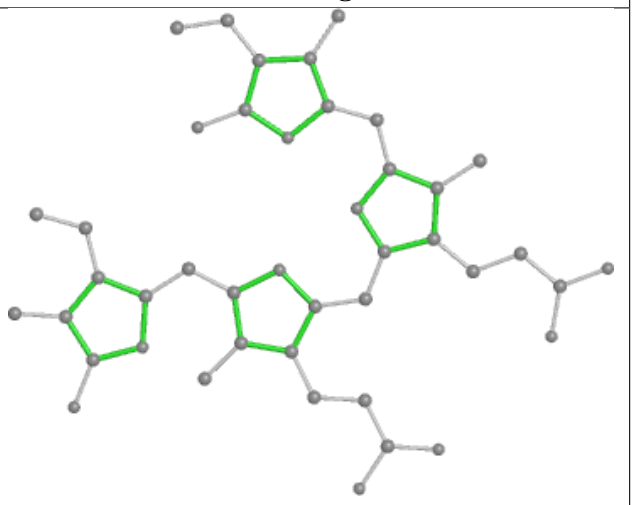

Rings

Ligand PEB ds 202

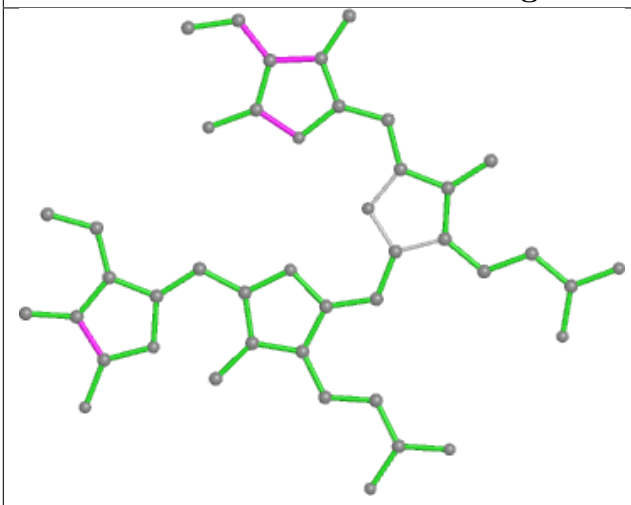

Bond lengths

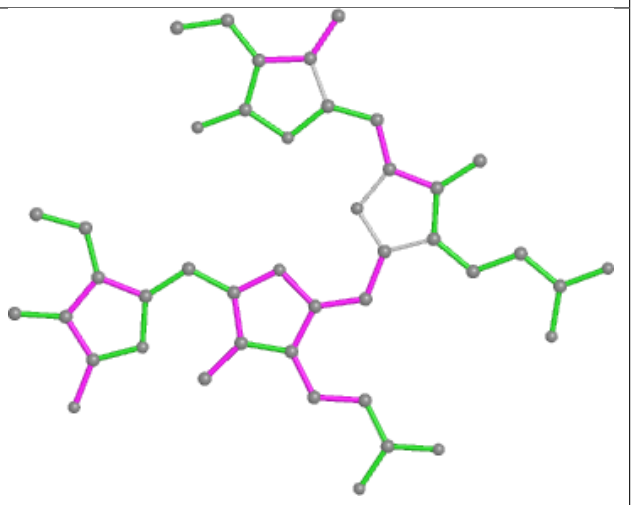

Bond angles

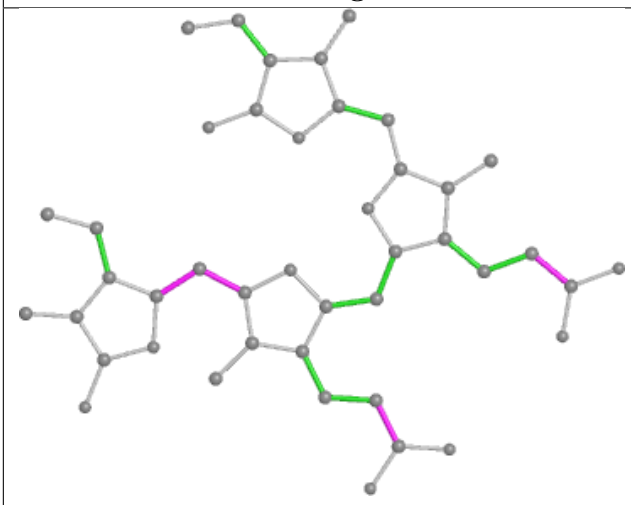

Torsions

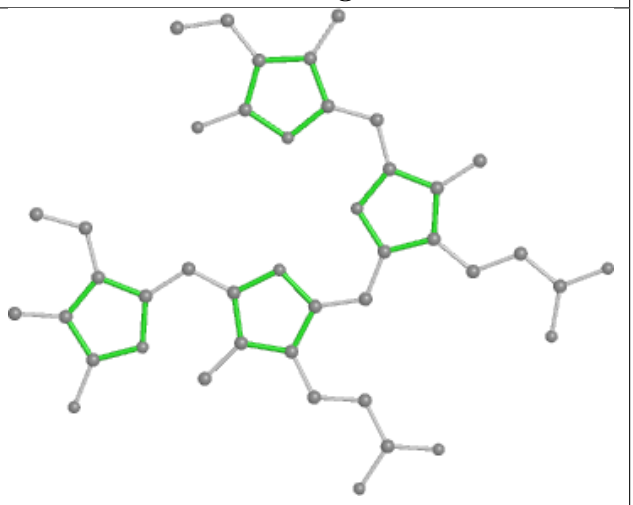

Rings

Ligand PEB W3 202

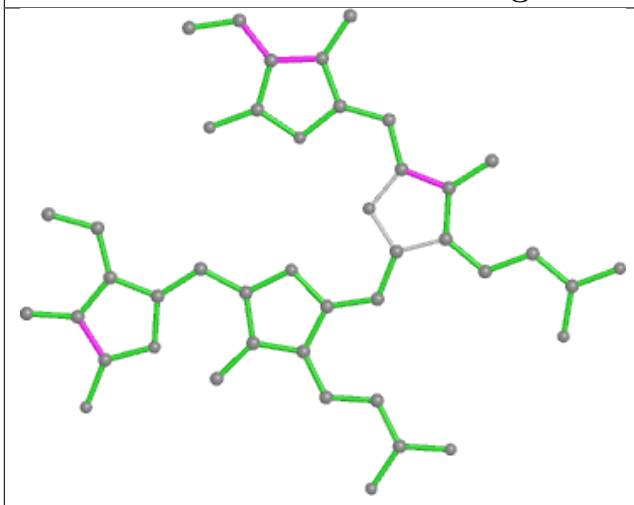

Bond lengths

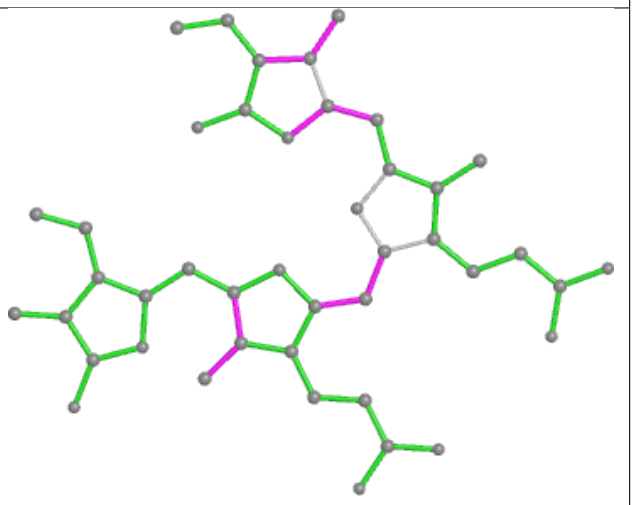

Bond angles

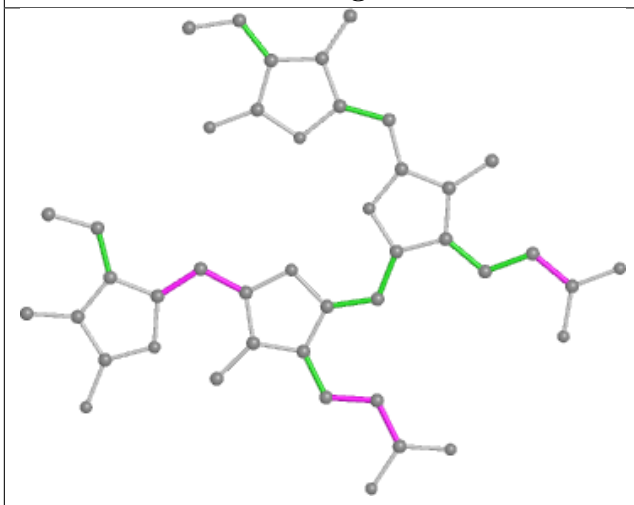

Torsions

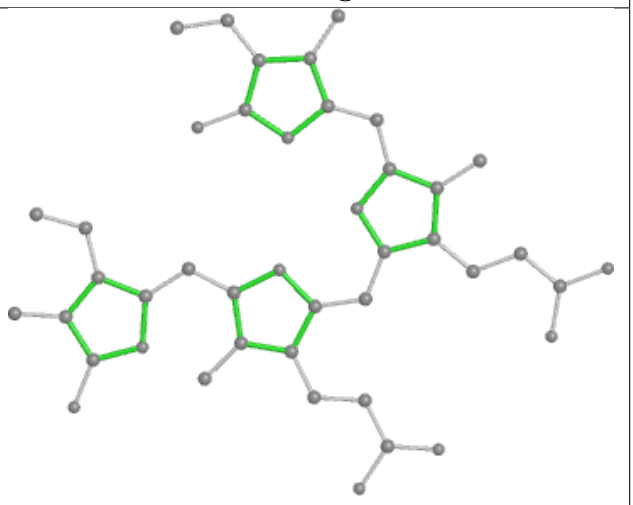

Rings

Ligand PEB hS 202

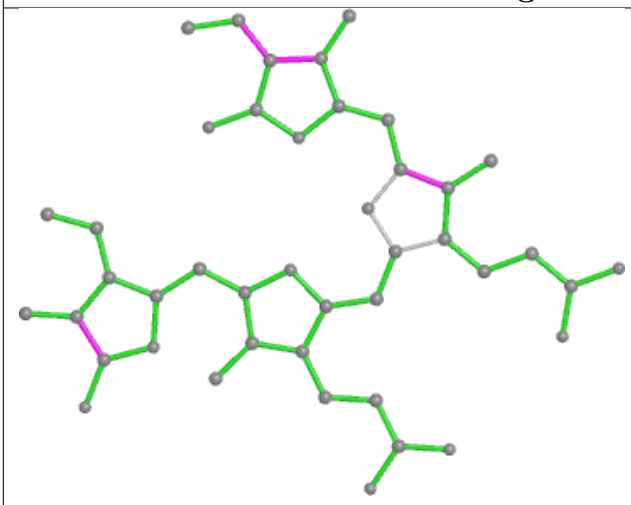

Bond lengths

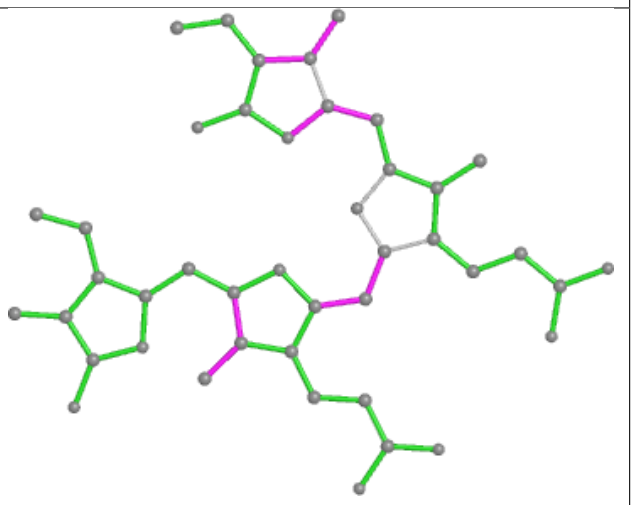

Bond angles

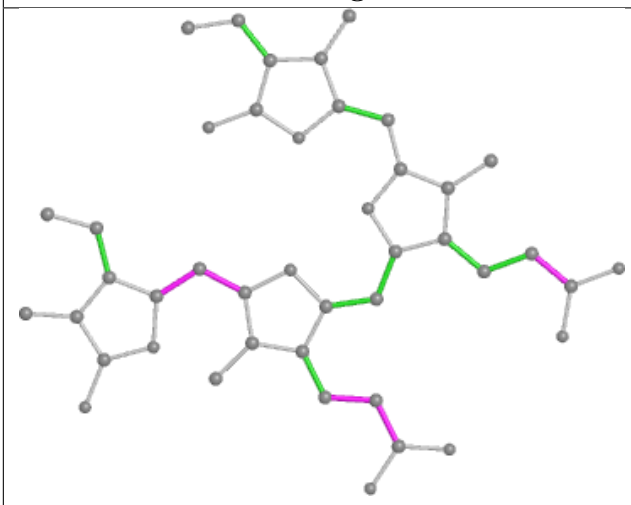

Torsions

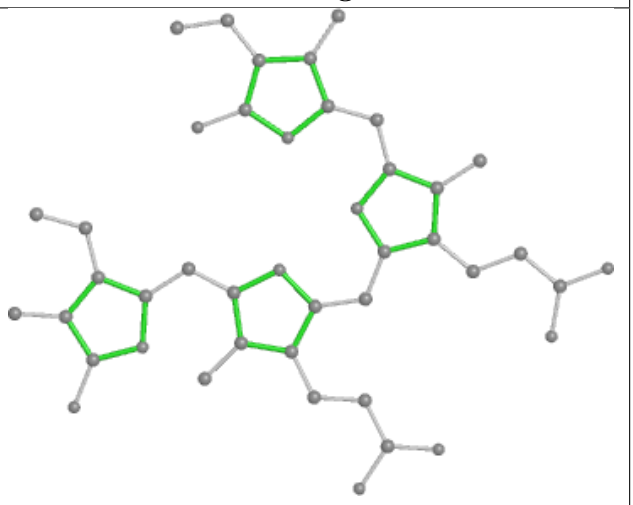

Rings

Ligand PEB aQ 202

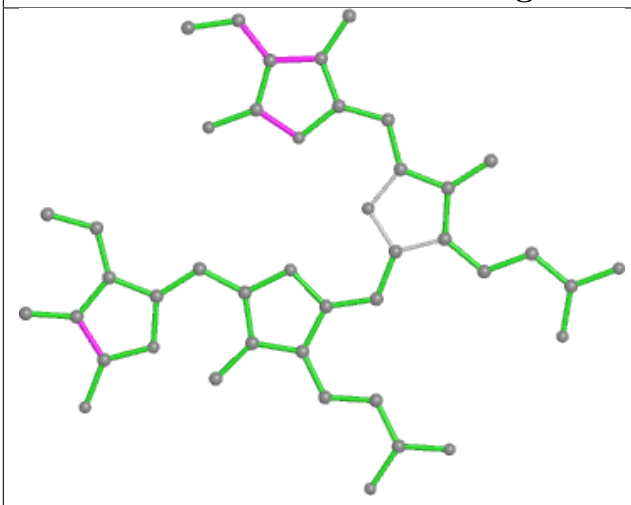

Bond lengths

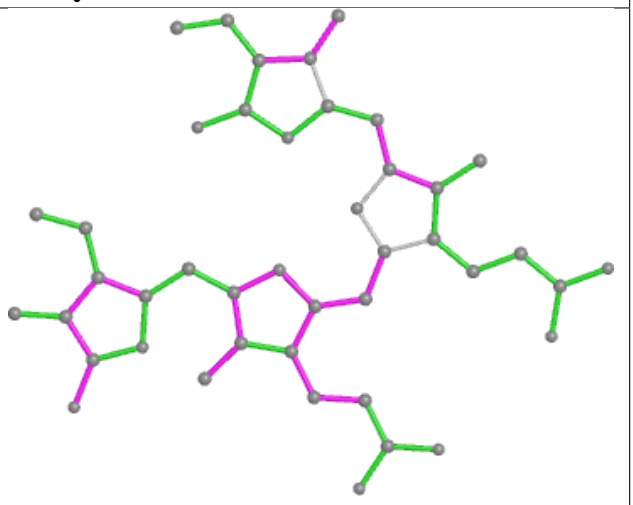

Bond angles

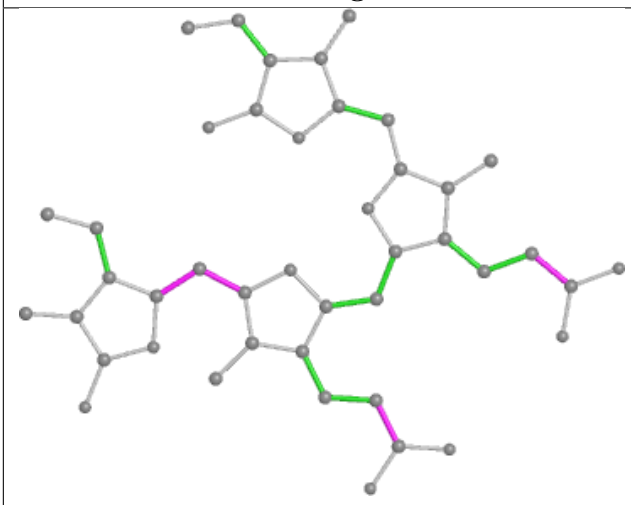

Torsions

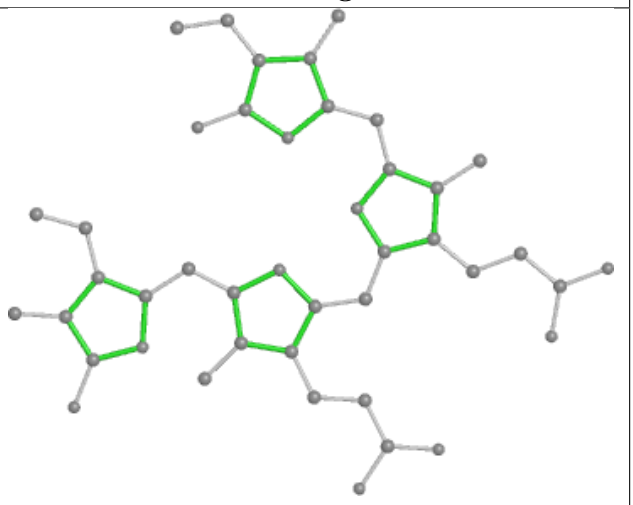

Rings

Ligand PUB B6 203

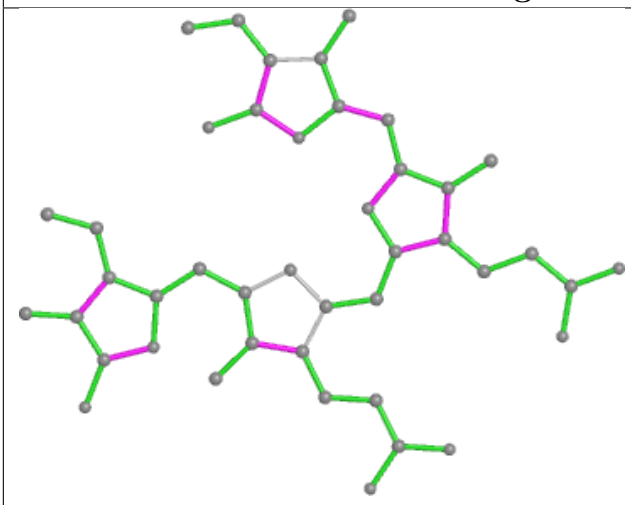

Bond lengths

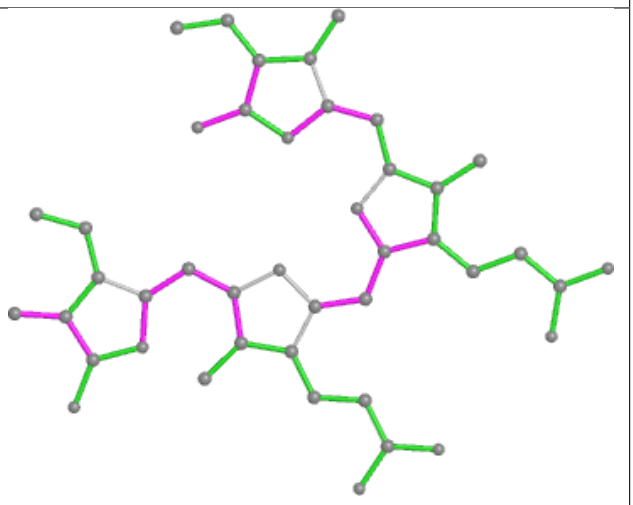

Bond angles

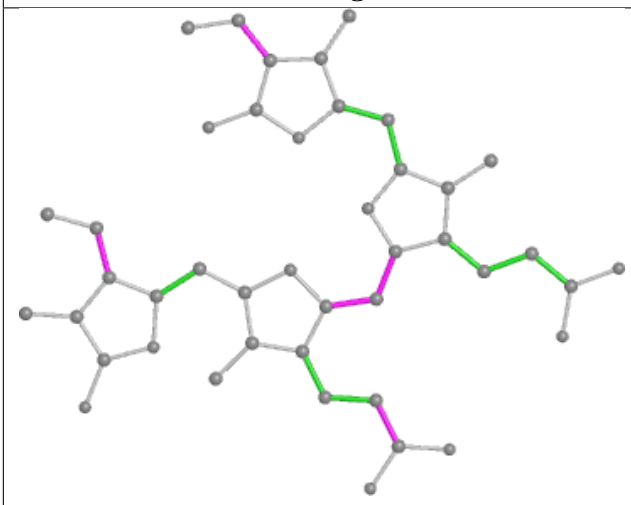

Torsions

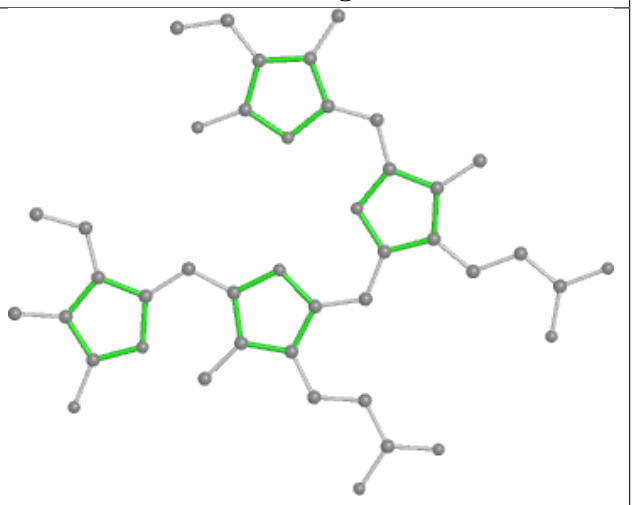

Rings

Ligand PEB eG 202

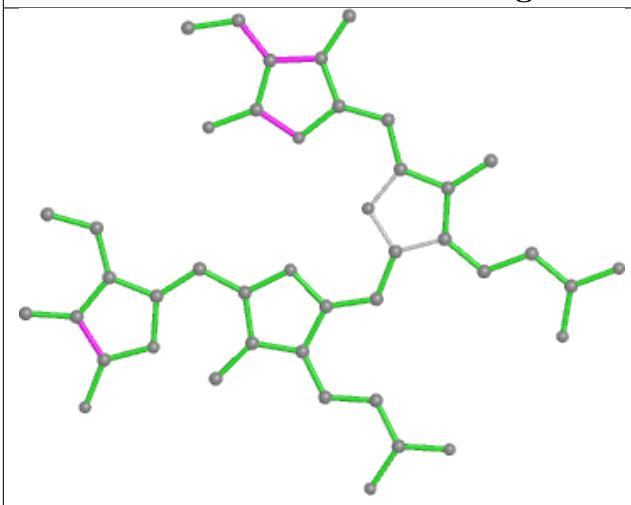

Bond lengths

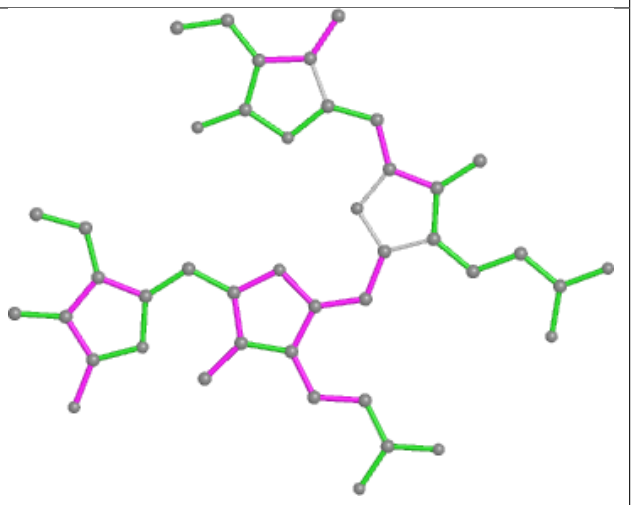

Bond angles

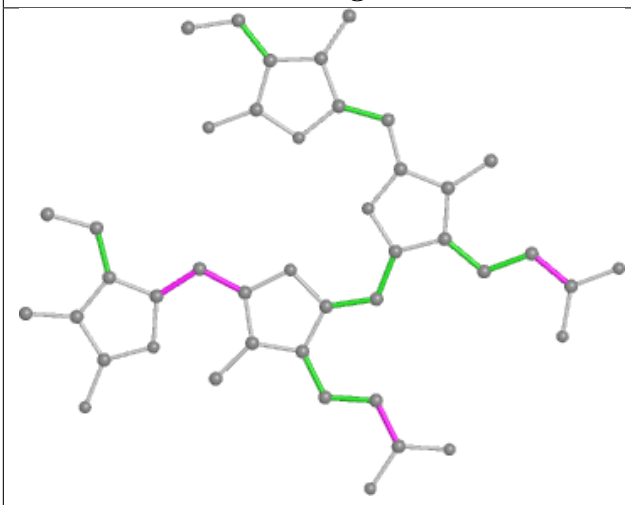

Torsions

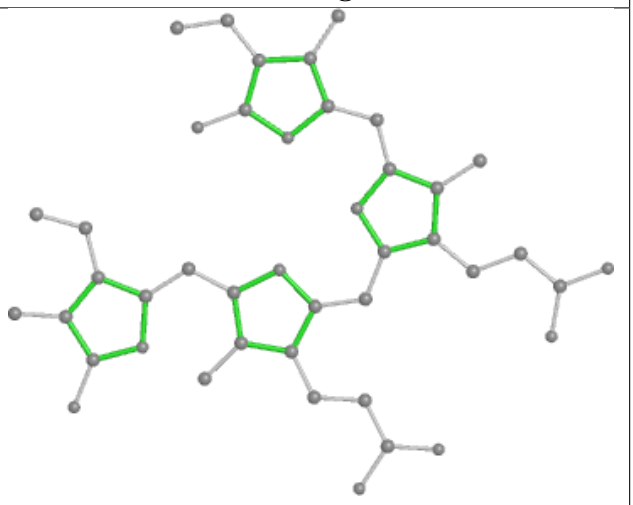

Rings

Ligand PUB V3 203

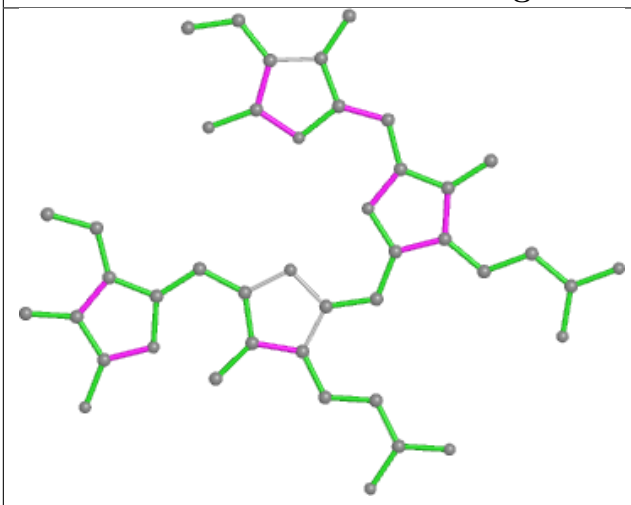

Bond lengths

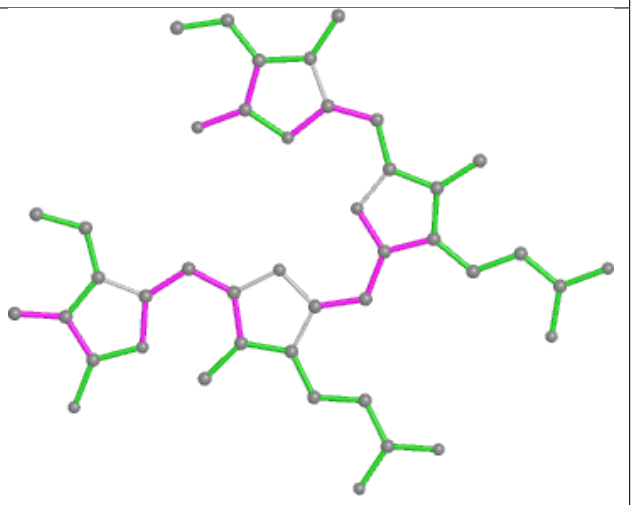

Bond angles

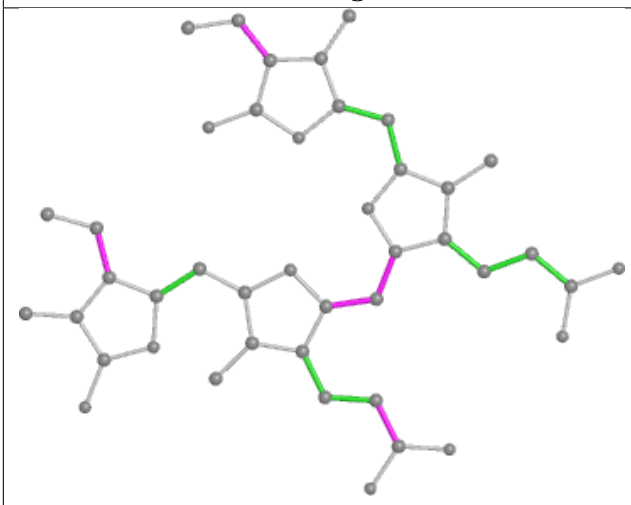

Torsions

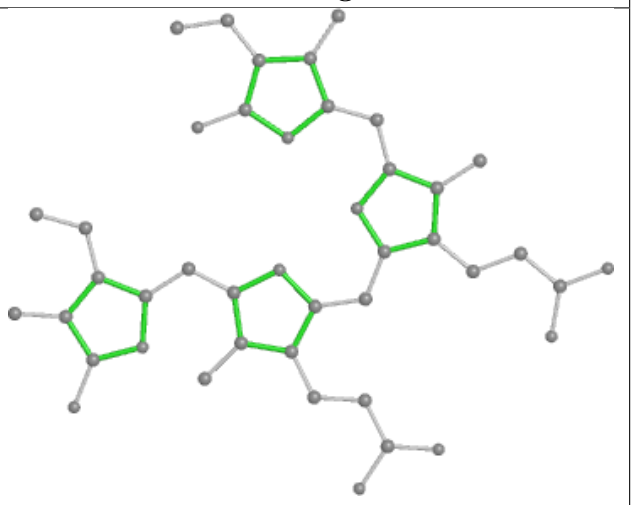

Rings

Ligand PEB bH 201

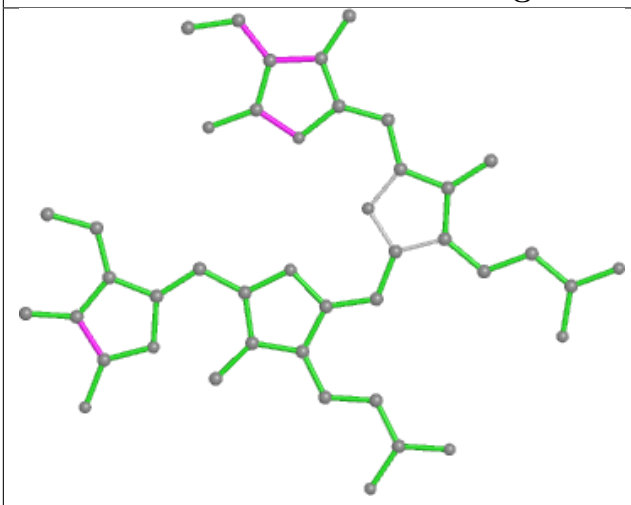

Bond lengths

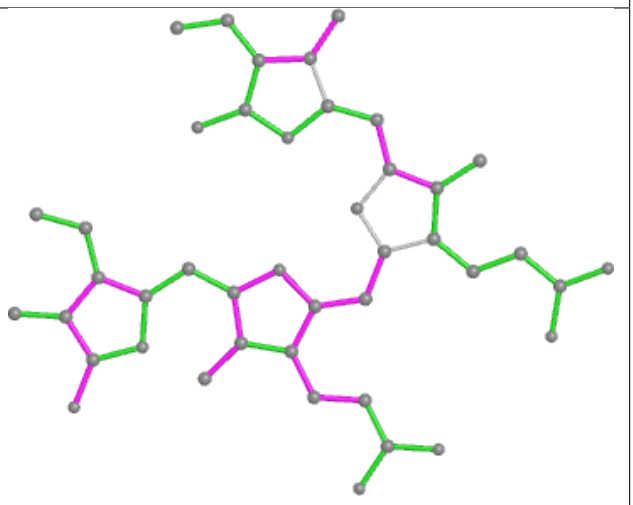

Bond angles

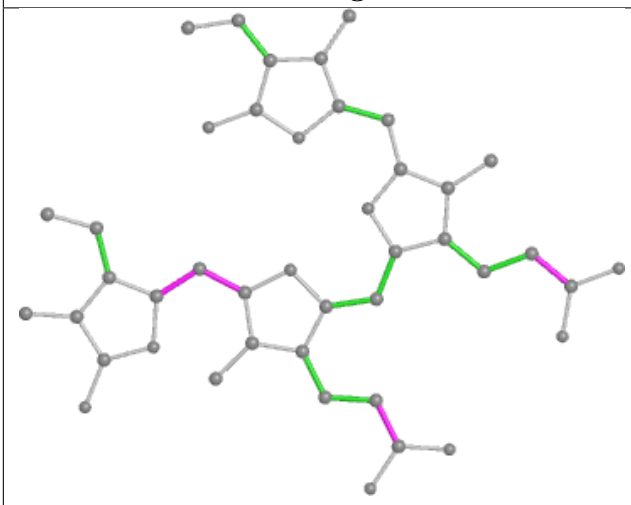

Torsions

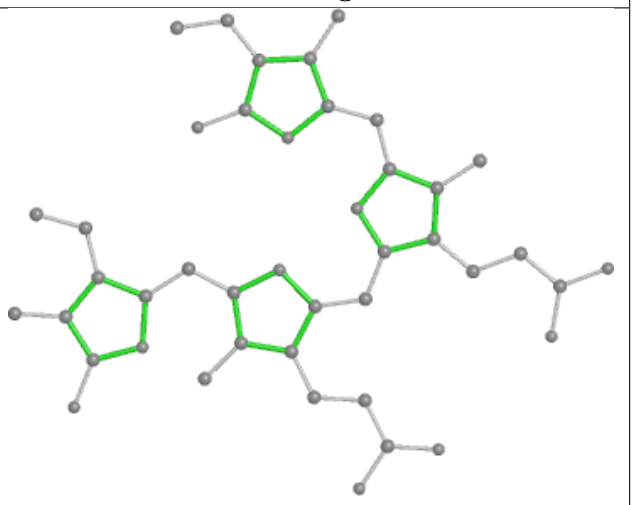

Rings

Ligand PEB R3 202

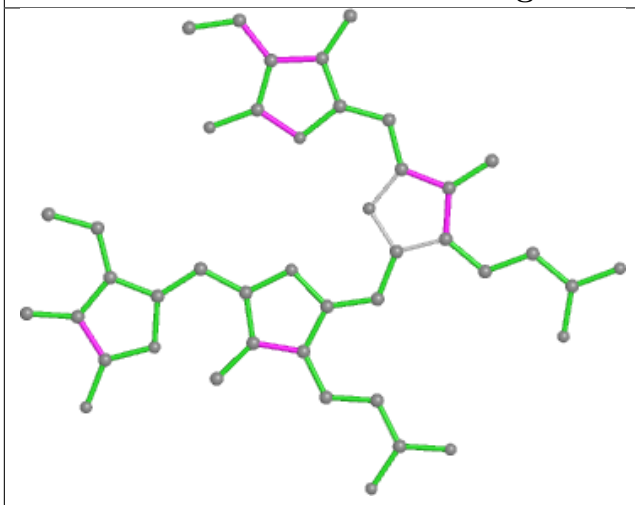

Bond lengths

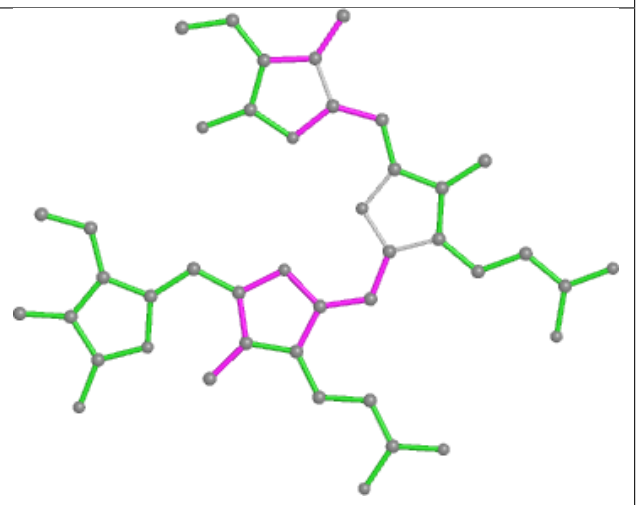

Bond angles

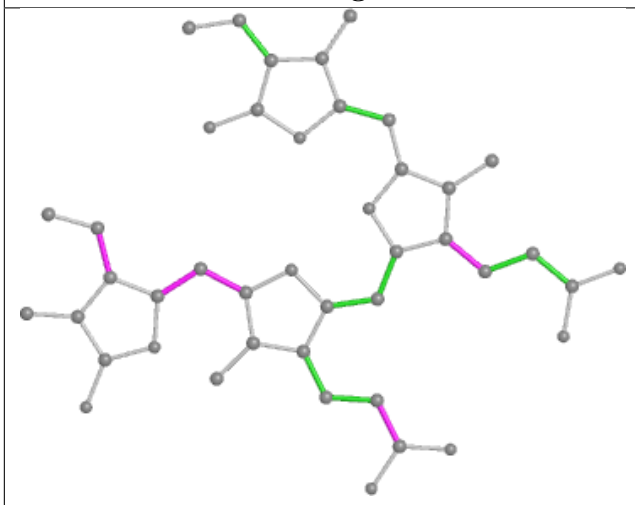

Torsions

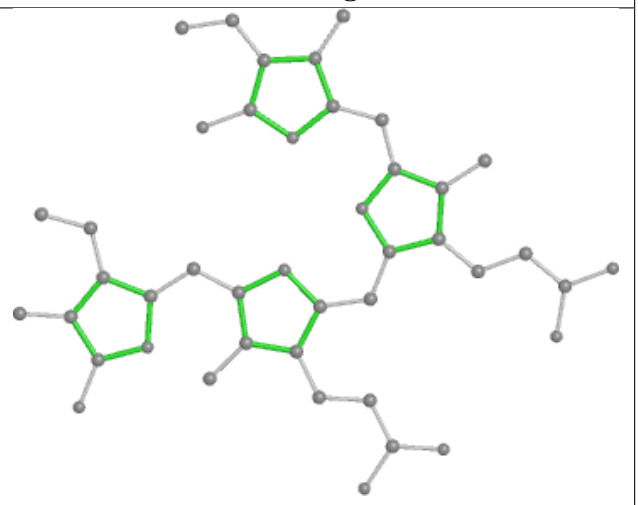

Rings

Ligand PEB ew 301

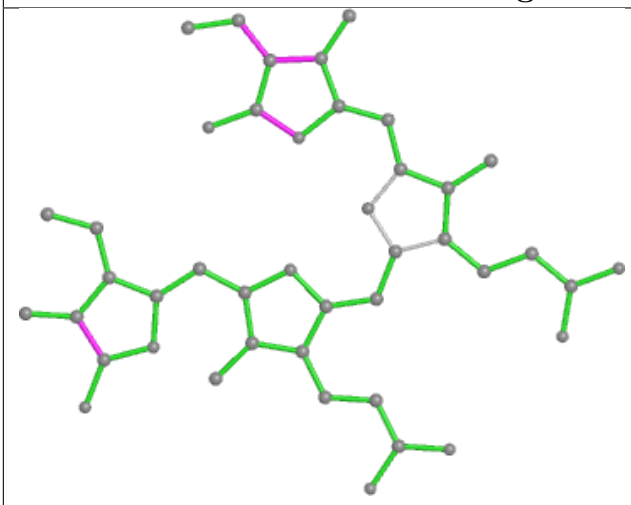

Bond lengths

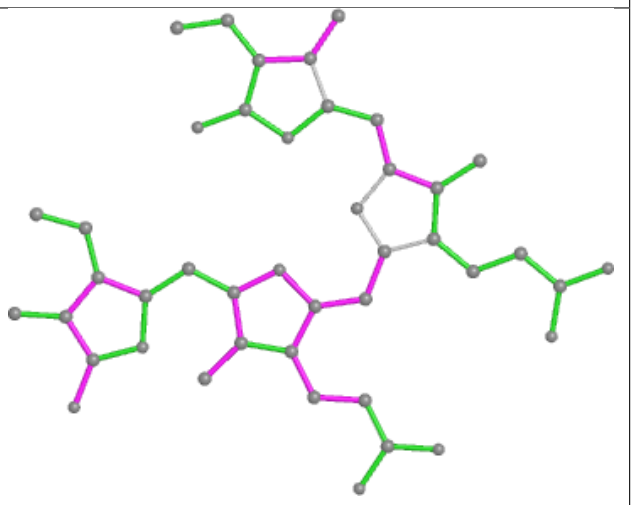

Bond angles

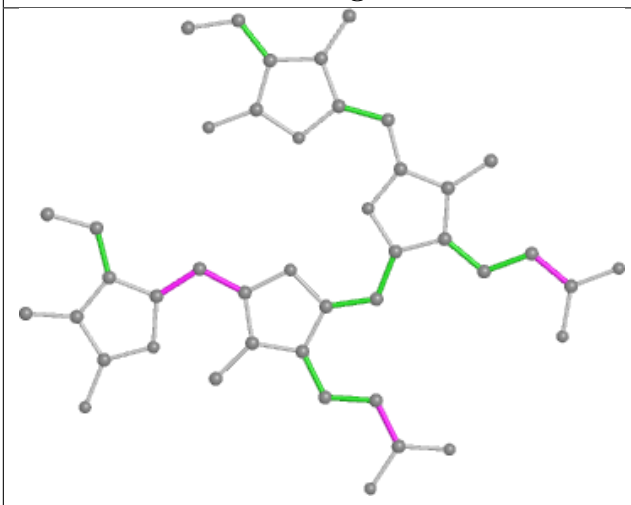

Torsions

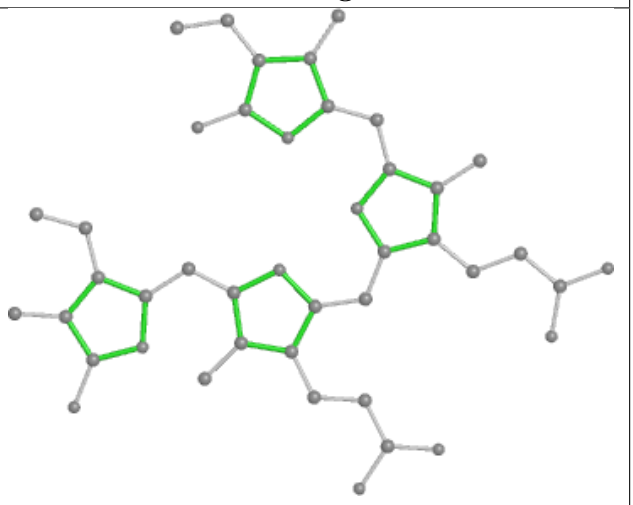

Rings

Ligand PEB bL 201

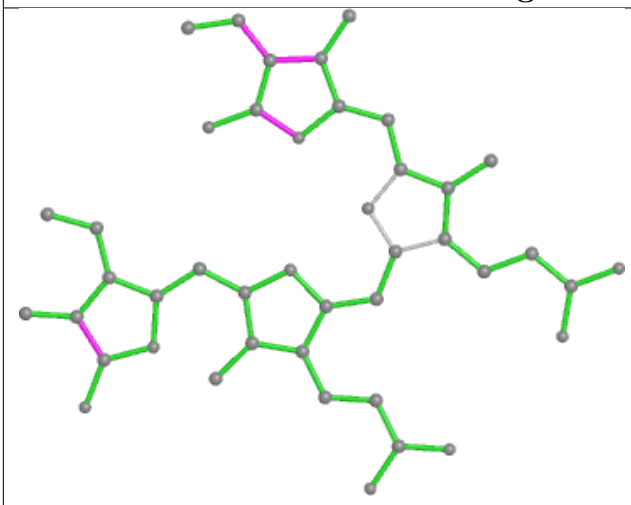

Bond lengths

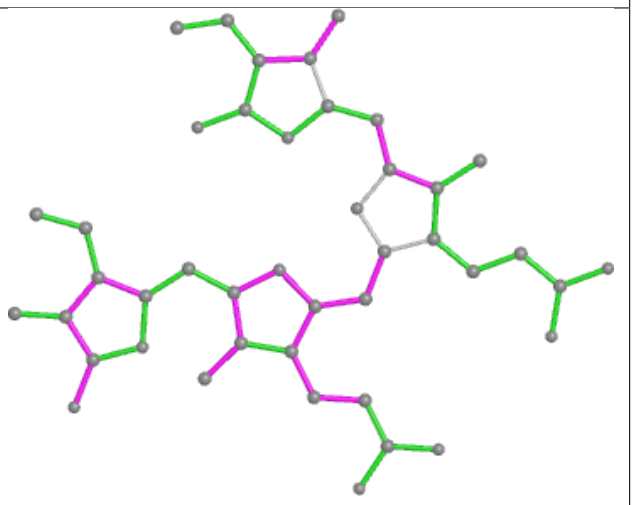

Bond angles

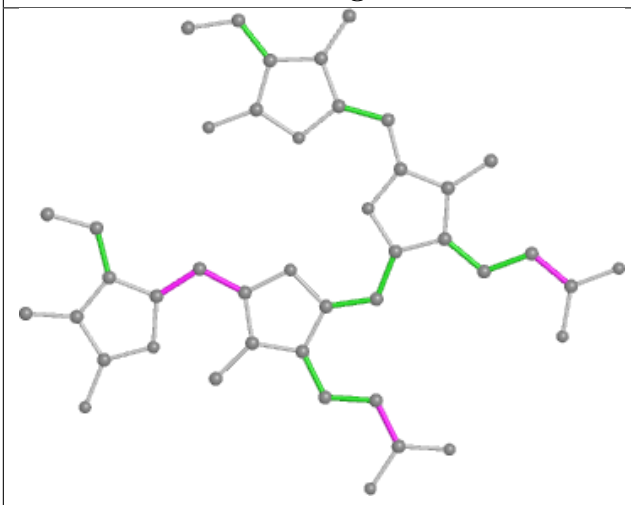

Torsions

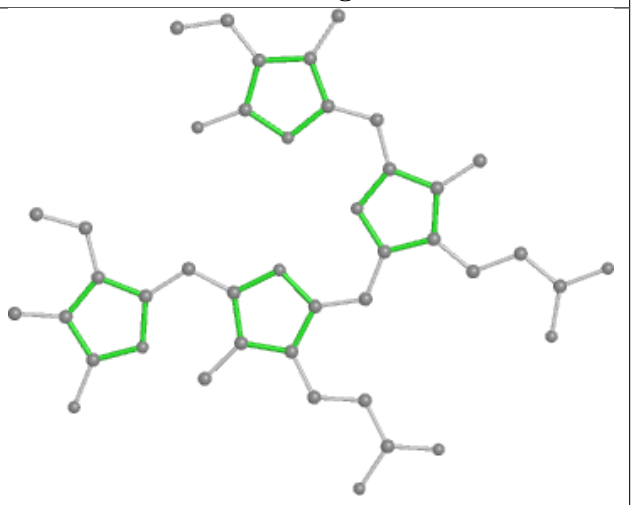

Rings

Ligand PEB T9 202

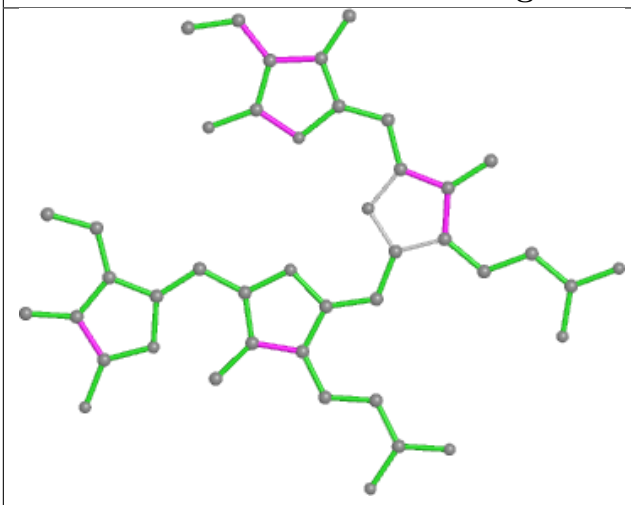

Bond lengths

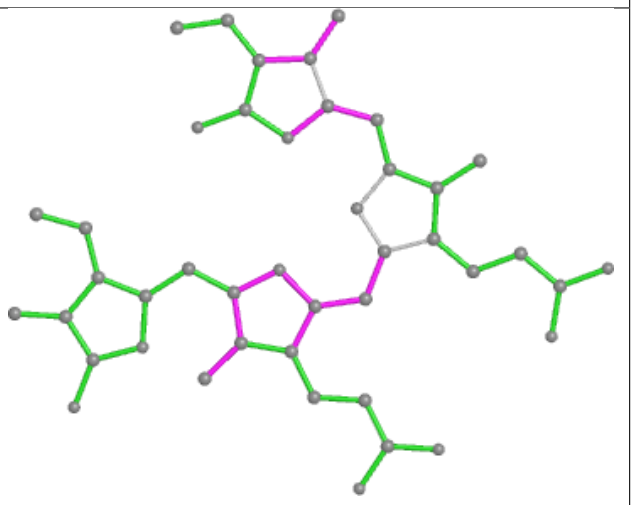

Bond angles

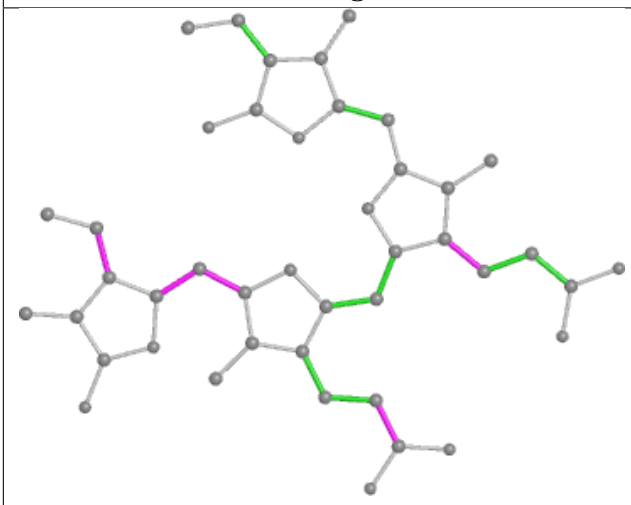

Torsions

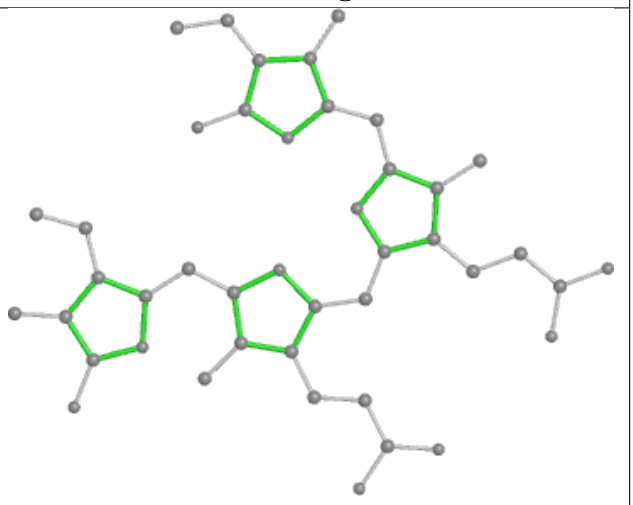

Rings

Ligand PEB B2 501

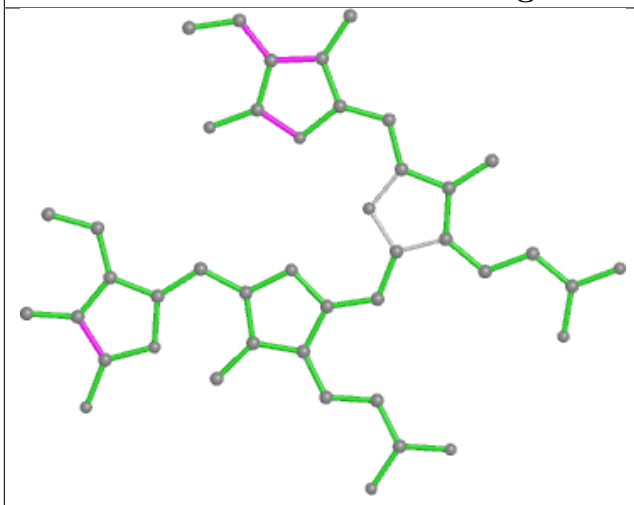

Bond lengths

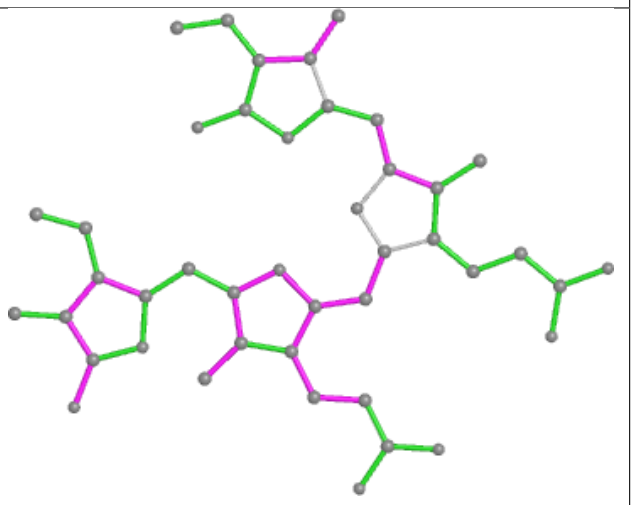

Bond angles

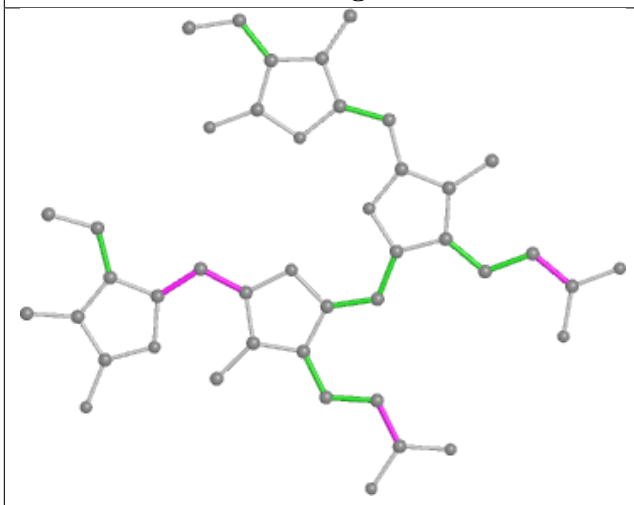

Torsions

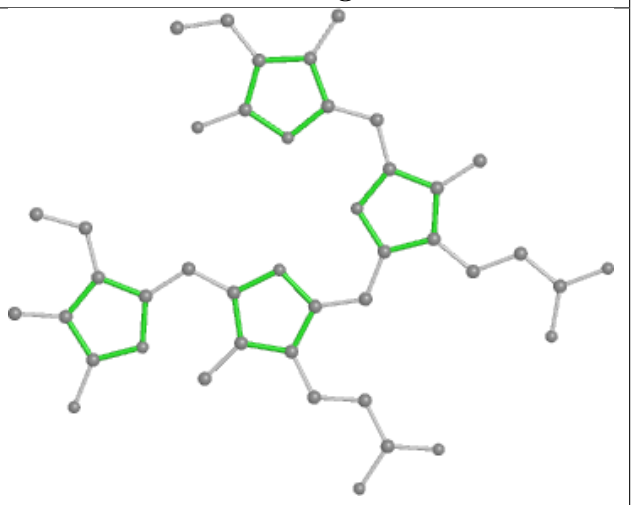

Rings

Ligand PEB b8 1002

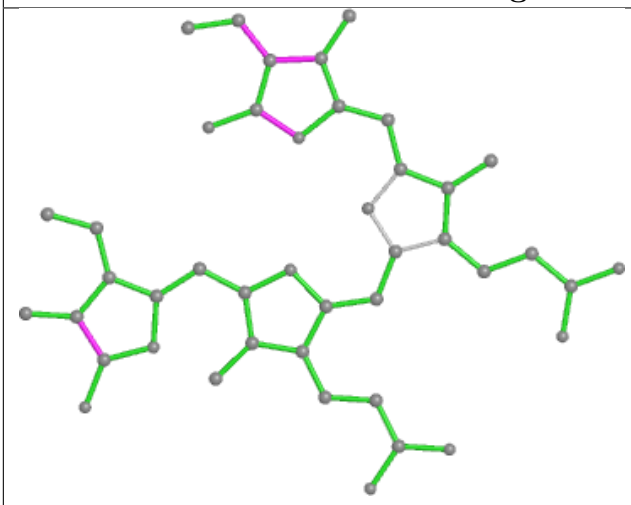

Bond lengths

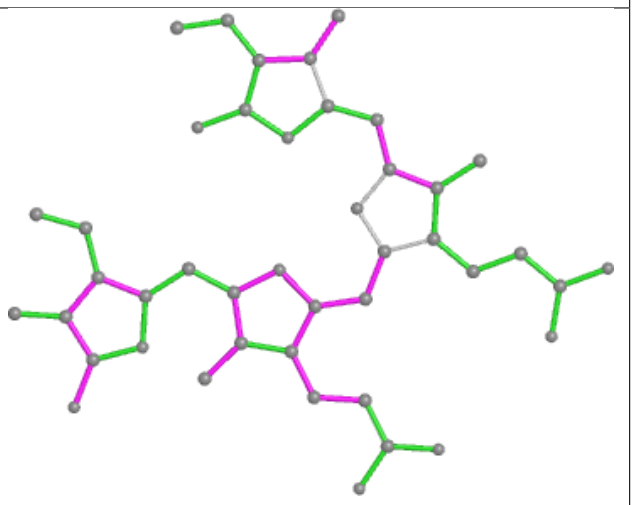

Bond angles

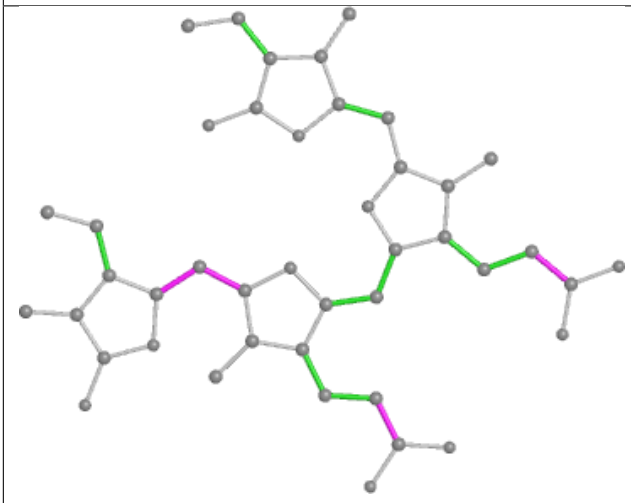

Torsions

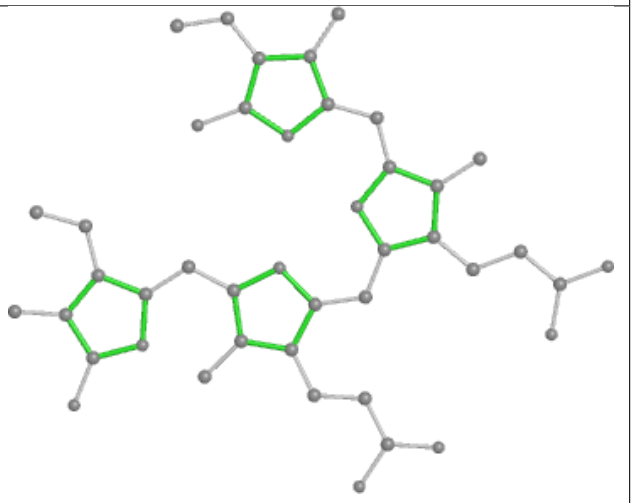

Rings

Ligand PEB L4 202

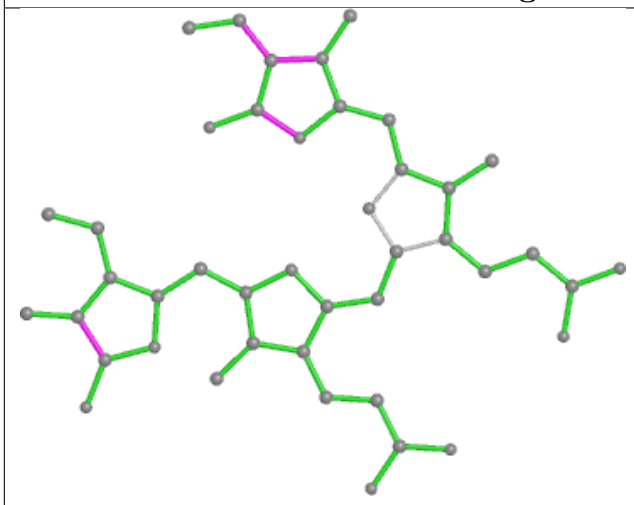

Bond lengths

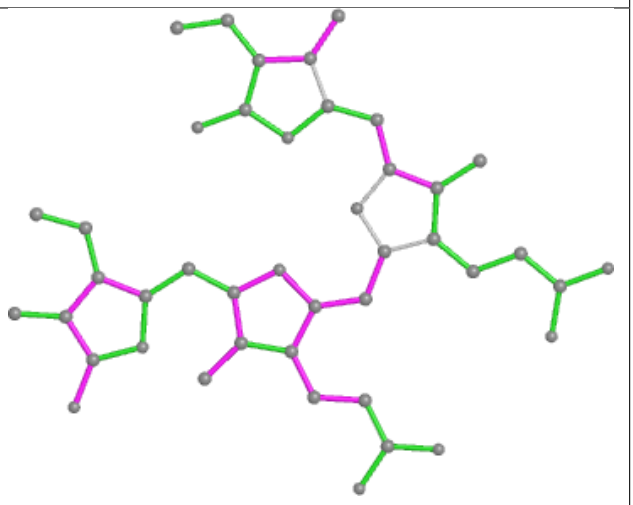

Bond angles

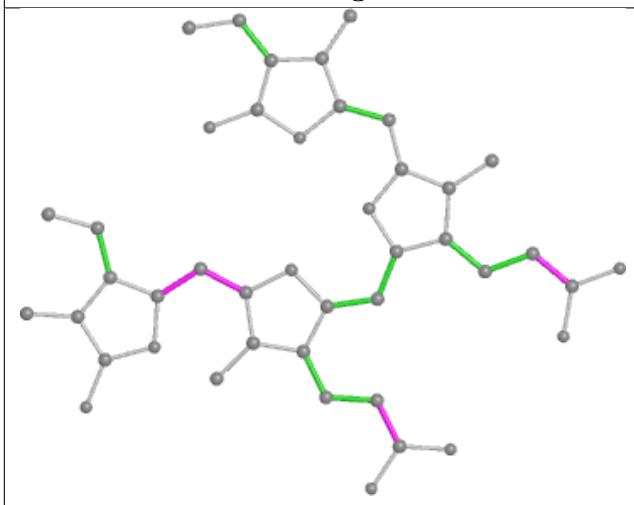

Torsions

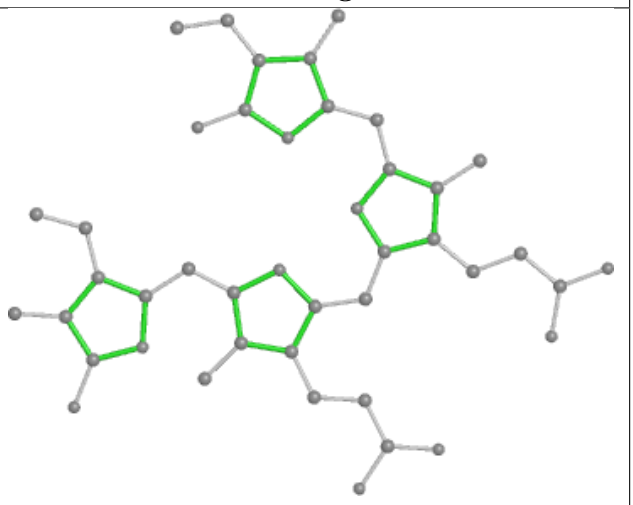

Rings

Ligand PEB e4 201

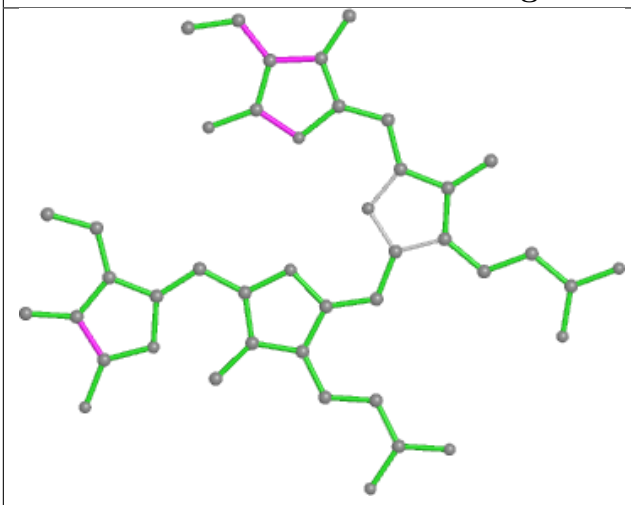

Bond lengths

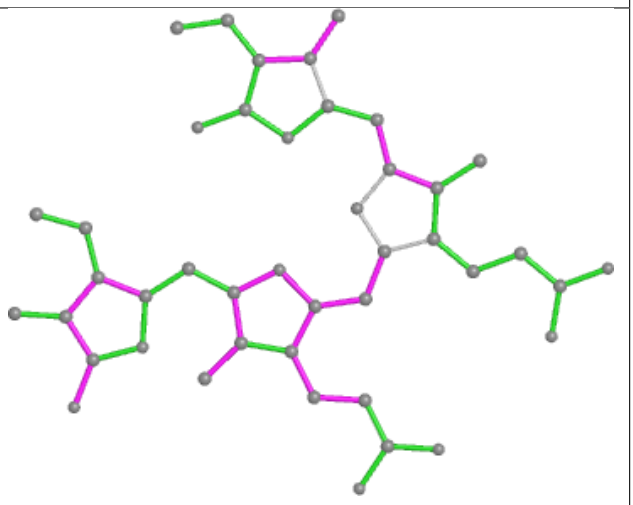

Bond angles

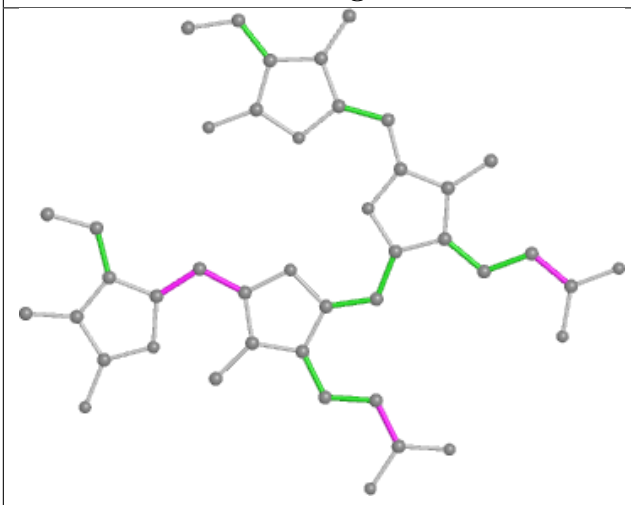

Torsions

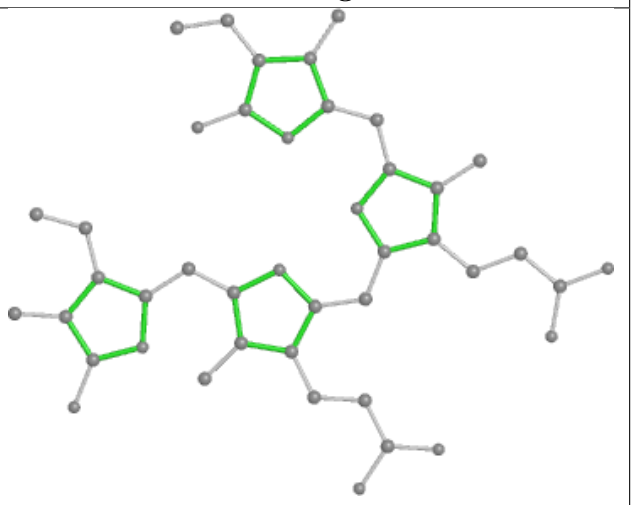

Rings

Ligand PEB k2 201

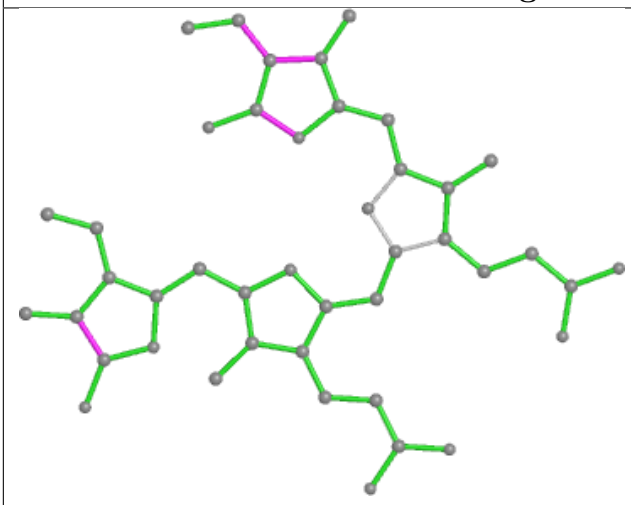

Bond lengths

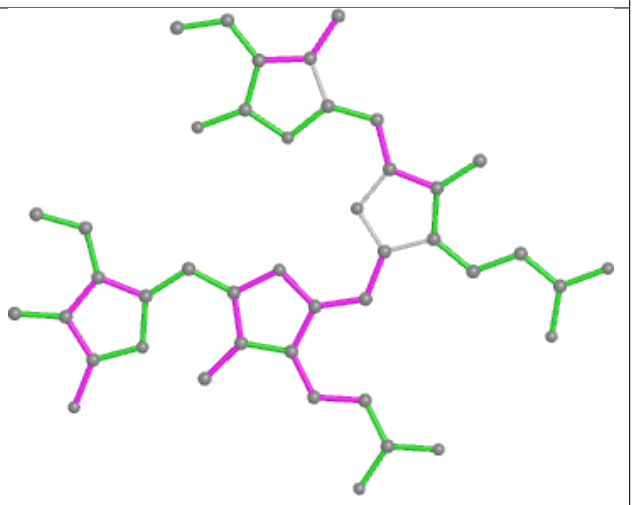

Bond angles

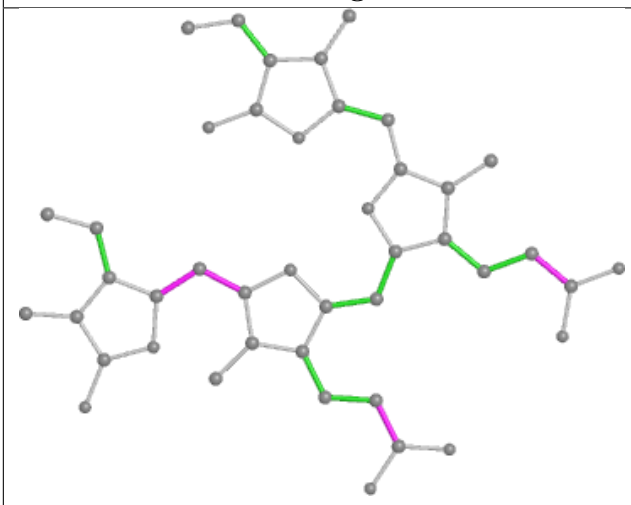

Torsions

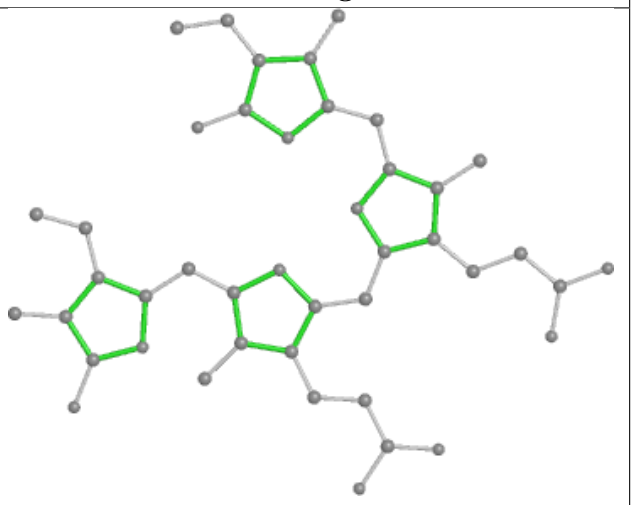

Rings

Ligand PUB cM 203

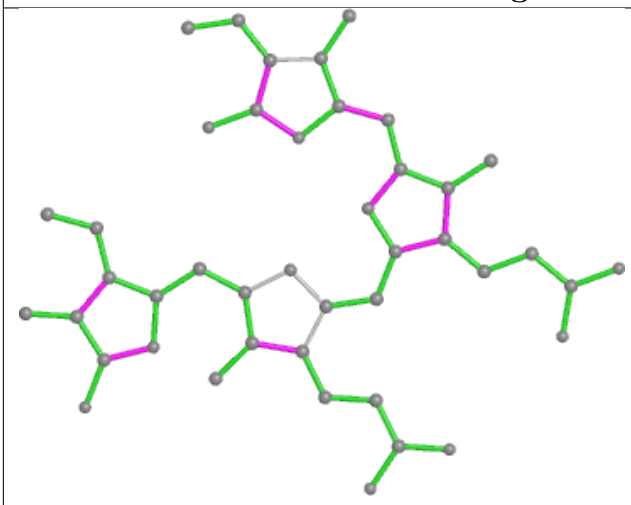

Bond lengths

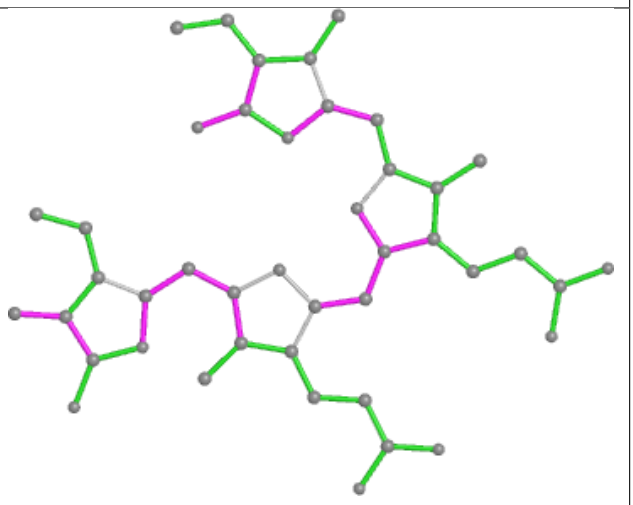

Bond angles

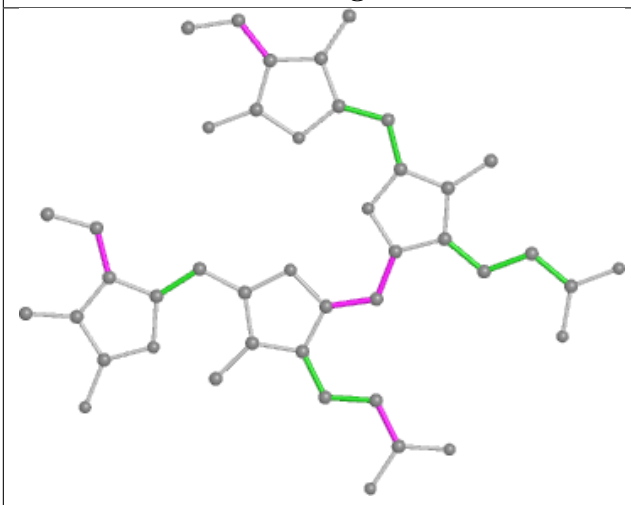

Torsions

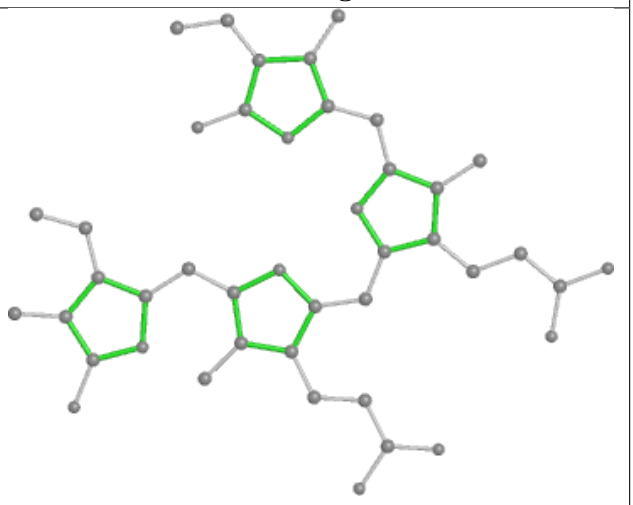

Rings

Ligand PEB kR 1002

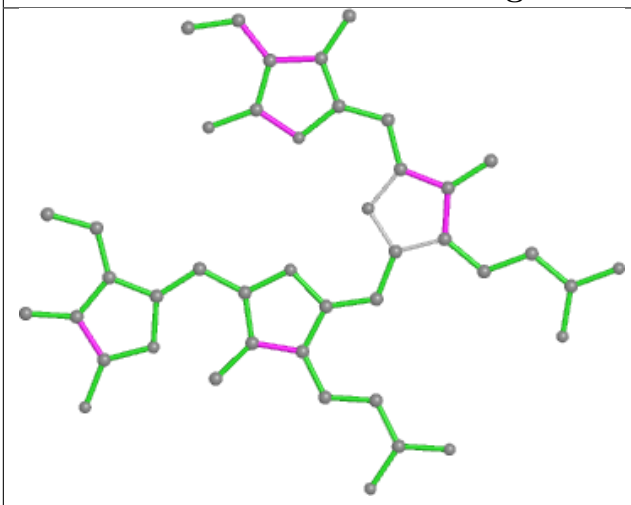

Bond lengths

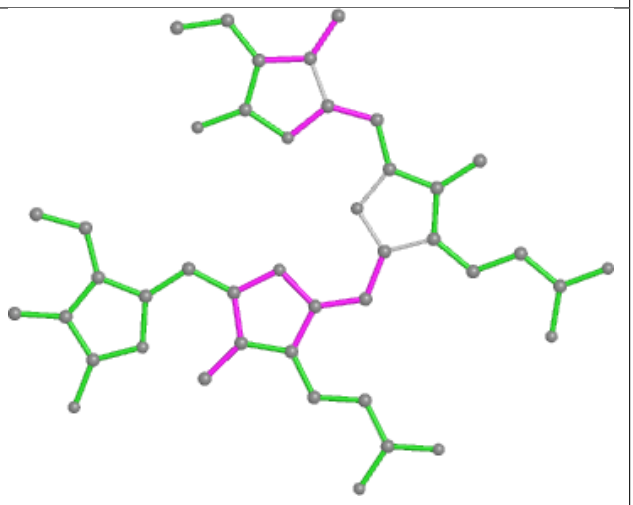

Bond angles

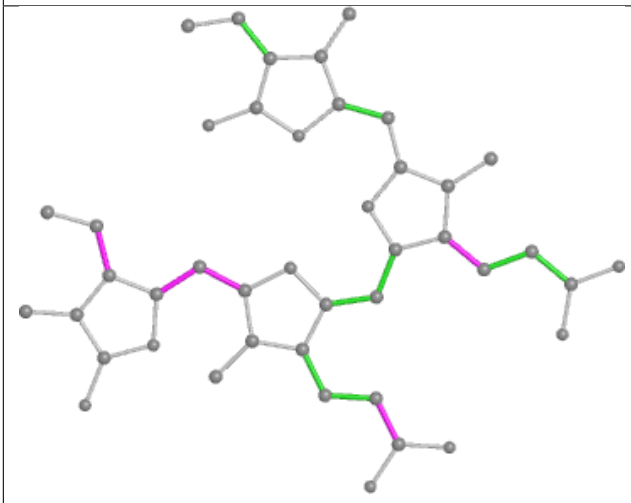

Torsions

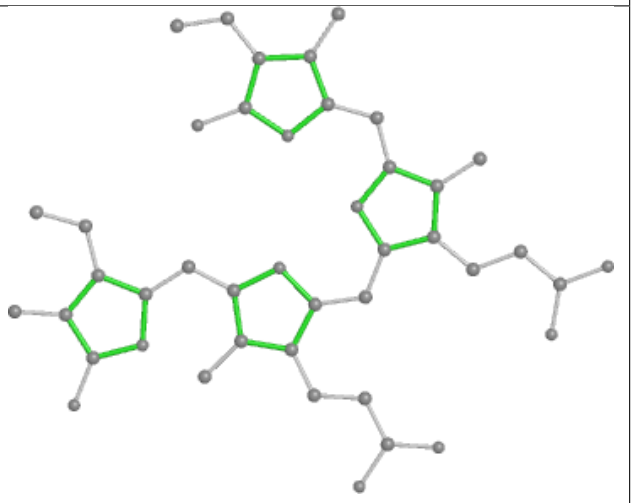

Rings

Ligand PEB A1 301

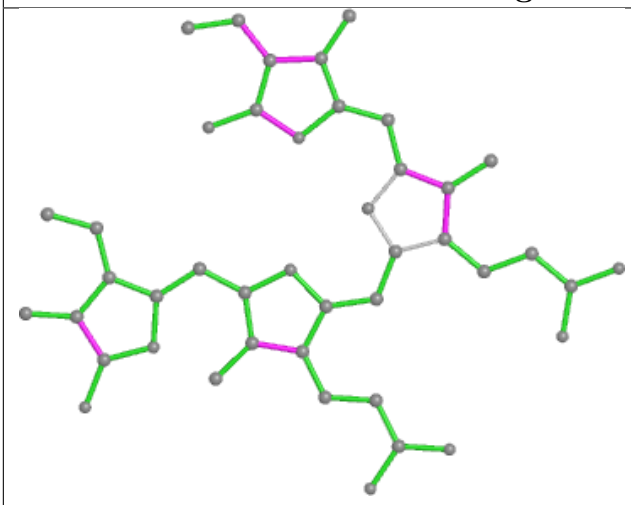

Bond lengths

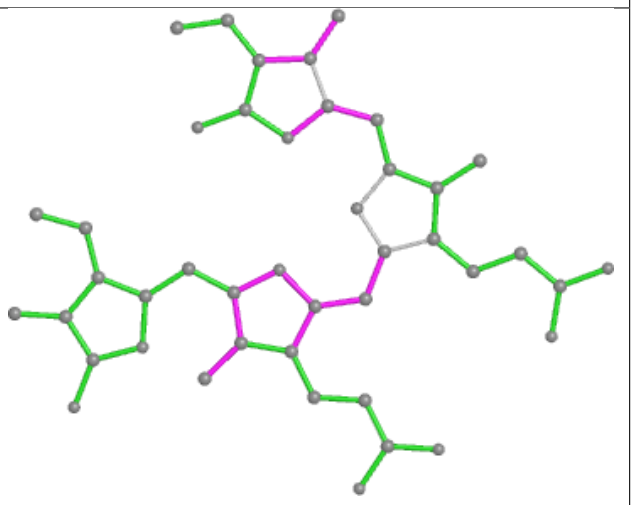

Bond angles

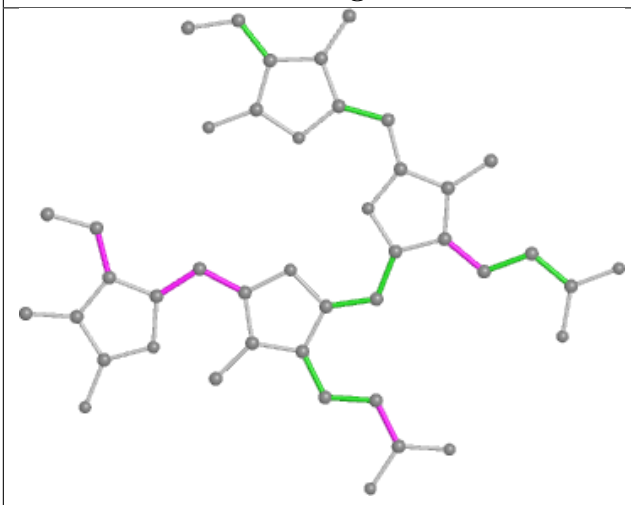

Torsions

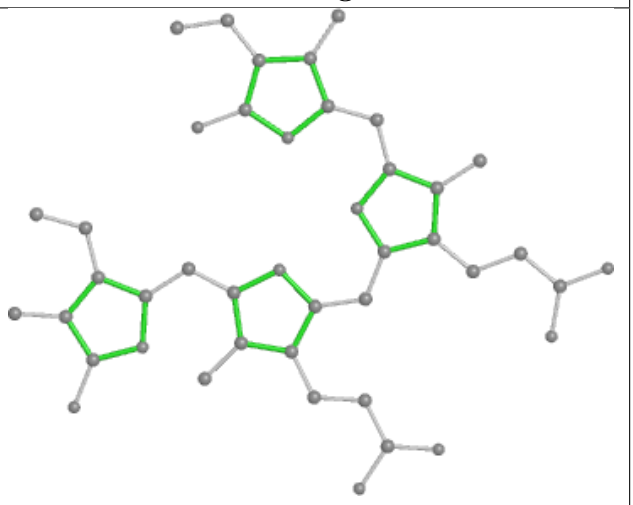

Rings

Ligand PEB X7 202

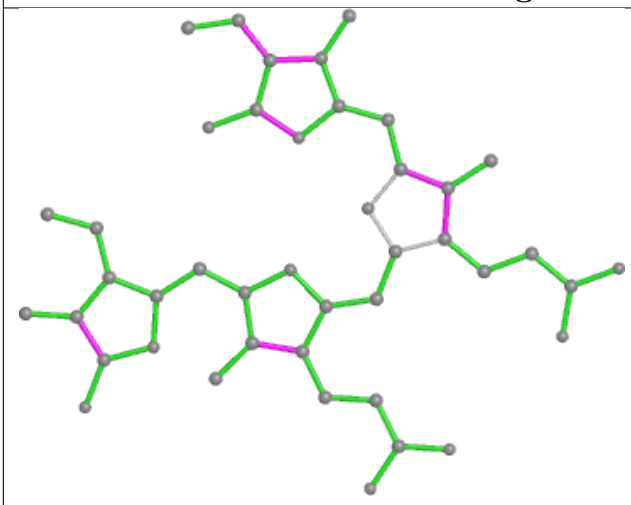

Bond lengths

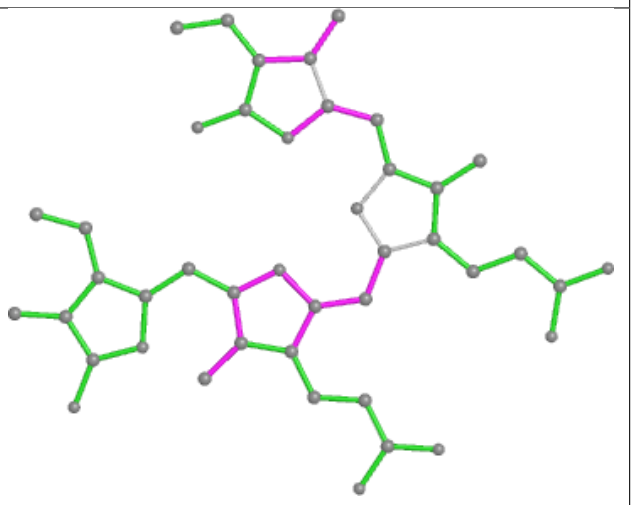

Bond angles

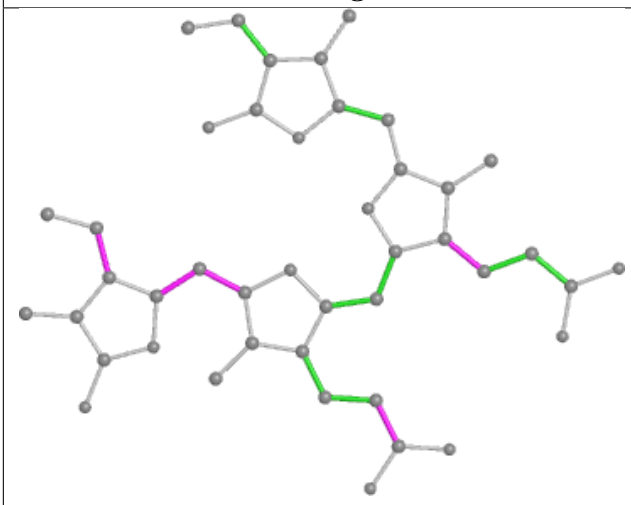

Torsions

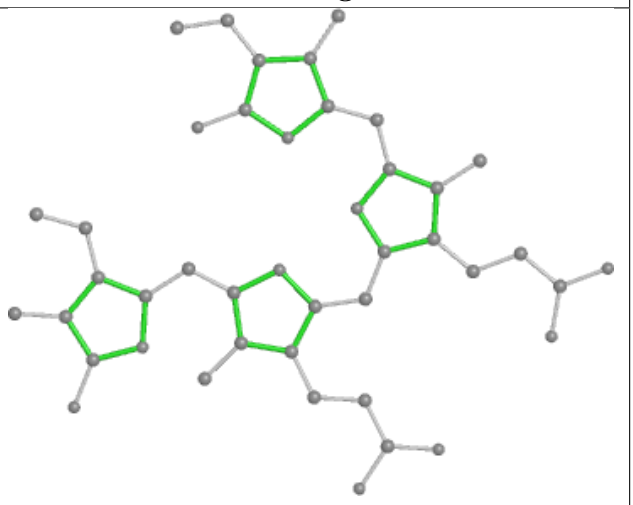

Rings

Ligand PEB L5 201

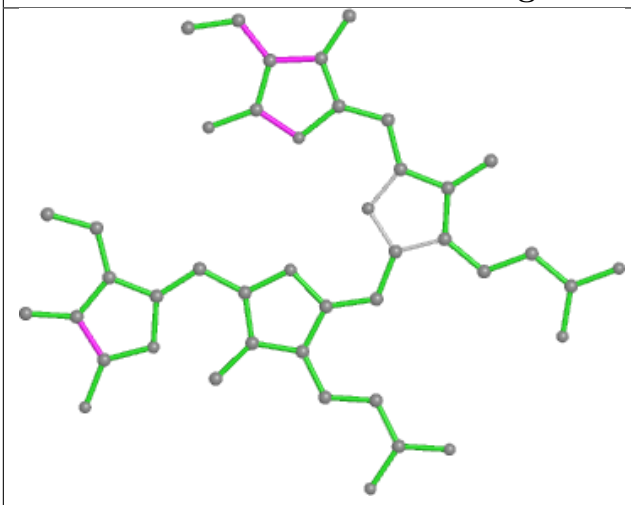

Bond lengths

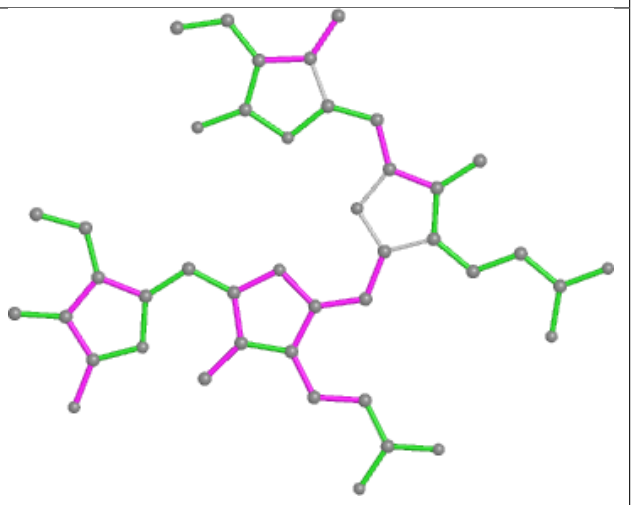

Bond angles

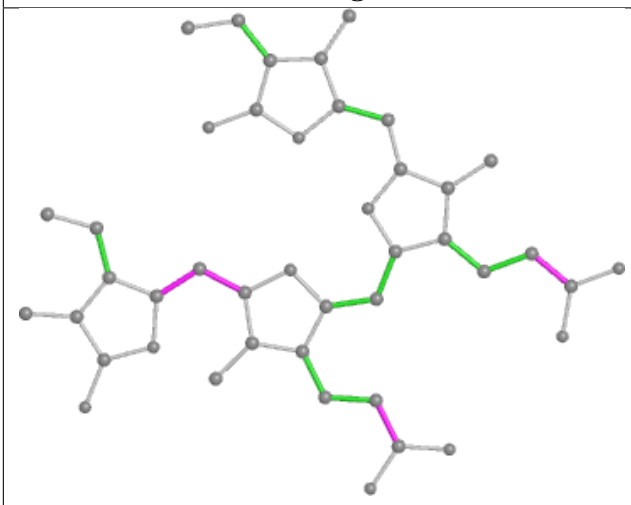

Torsions

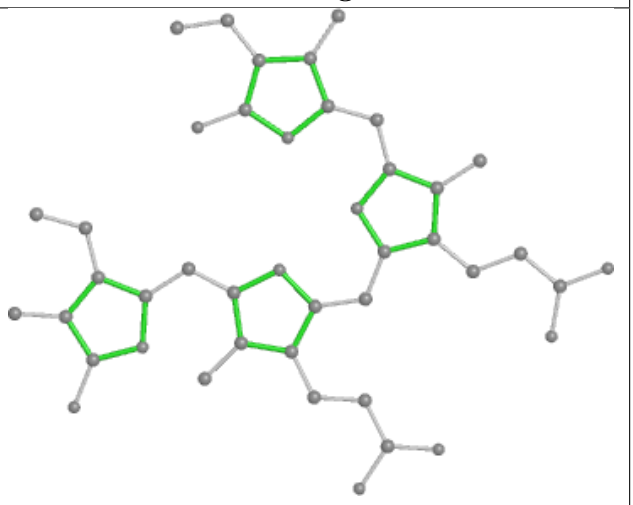

Rings

Ligand PEB u6 202

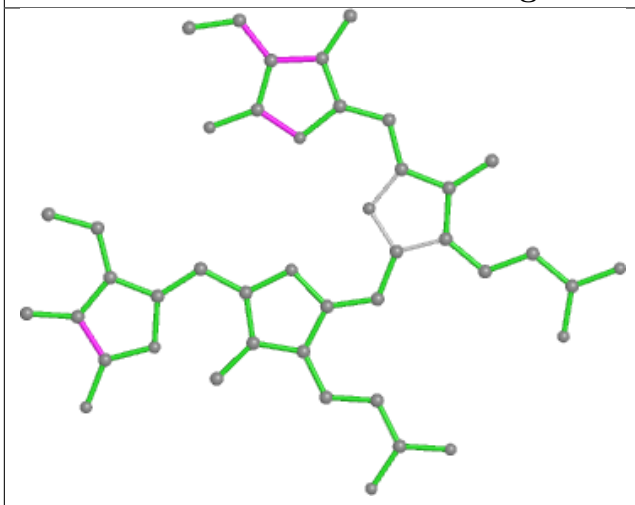

Bond lengths

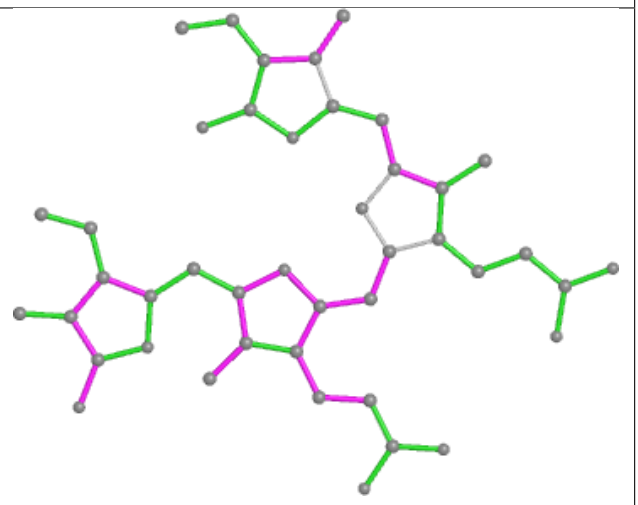

Bond angles

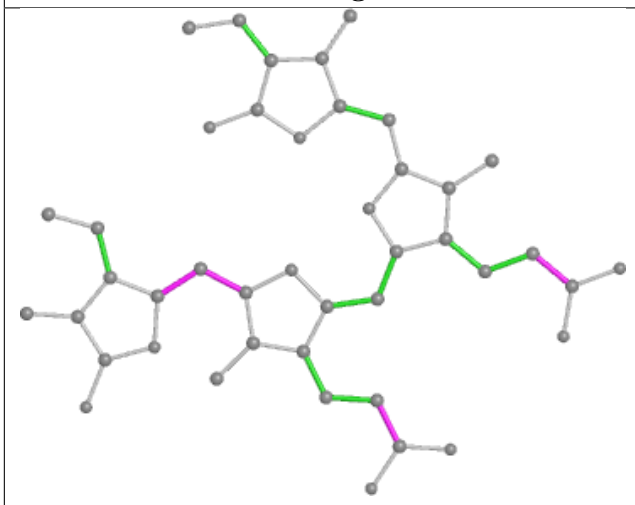

Torsions

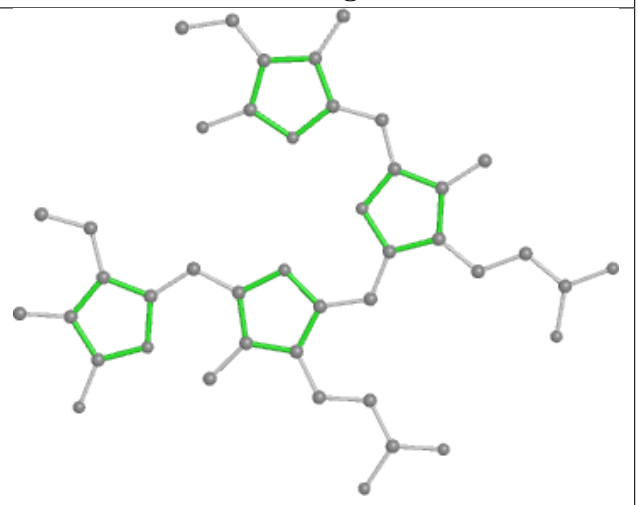

Rings

Ligand PEB fc 201

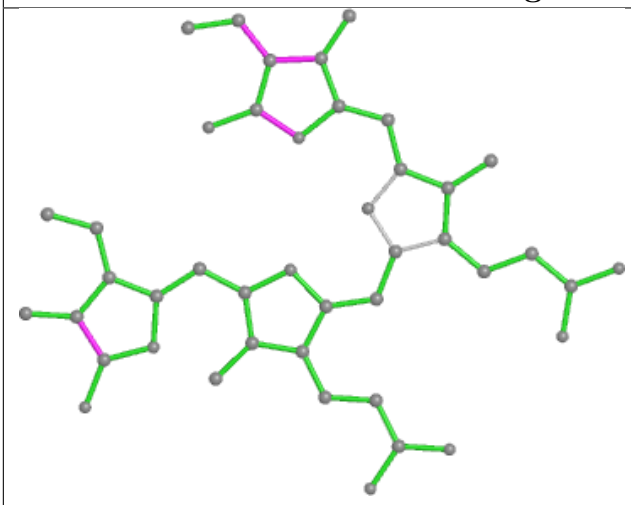

Bond lengths

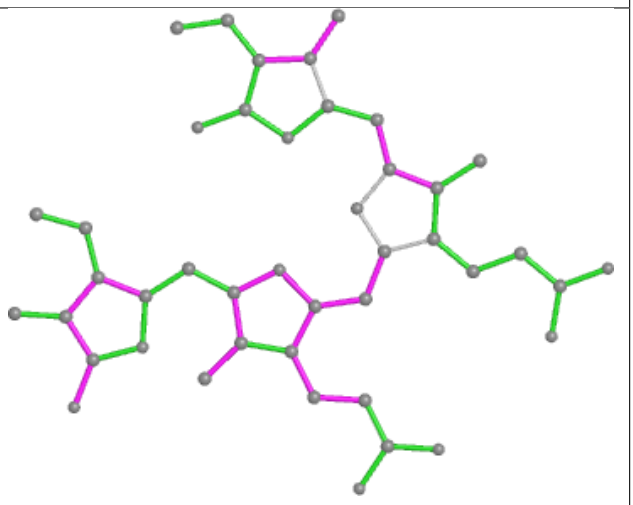

Bond angles

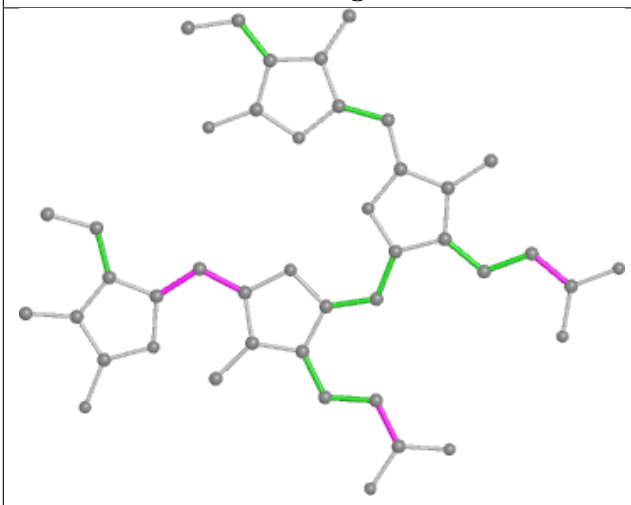

Torsions

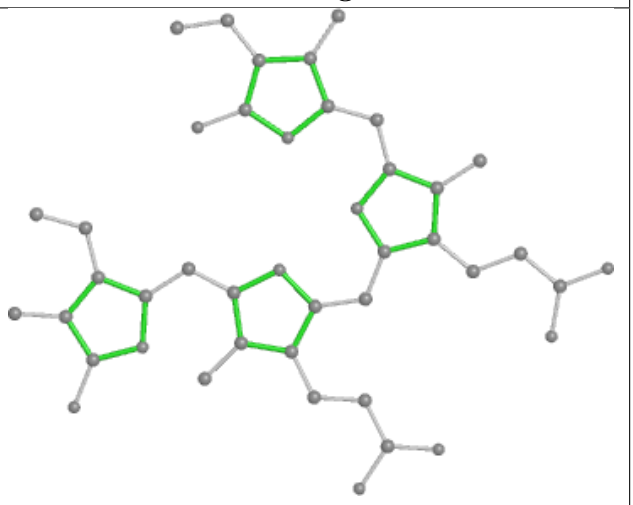

Rings

Ligand PEB fl 202

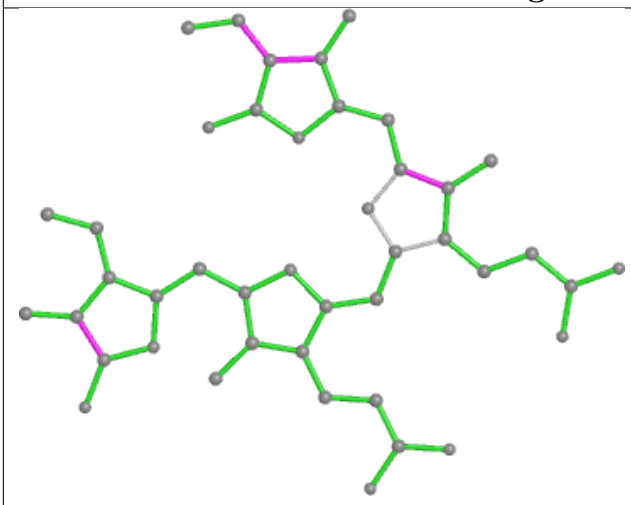

Bond lengths

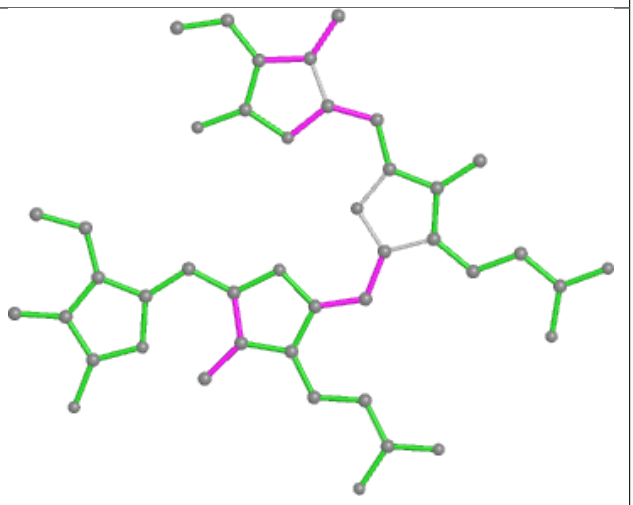

Bond angles

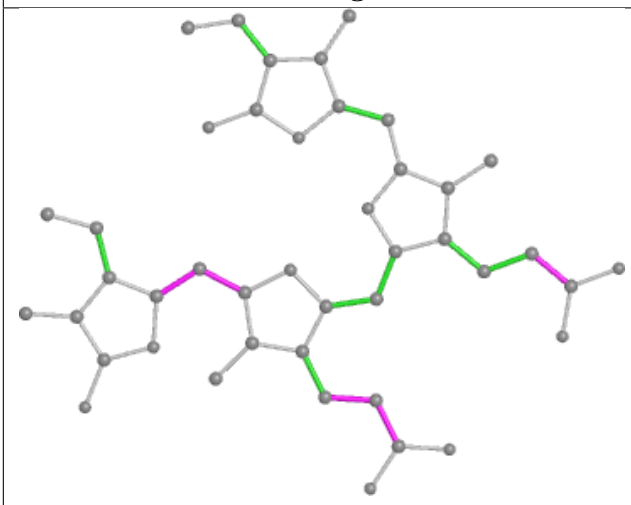

Torsions

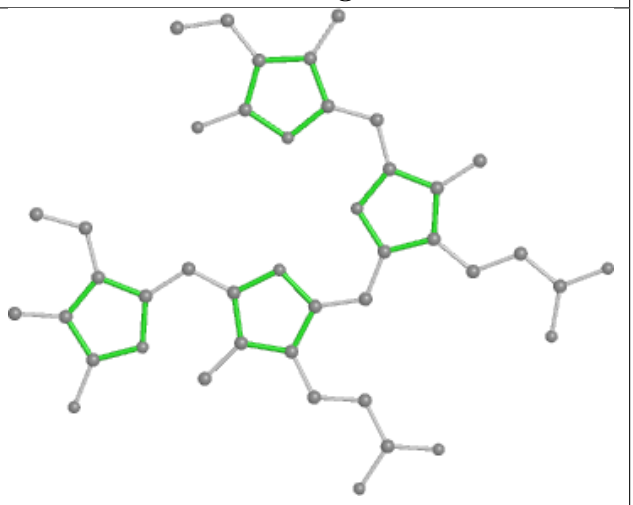

Rings

Ligand PVN T8 303

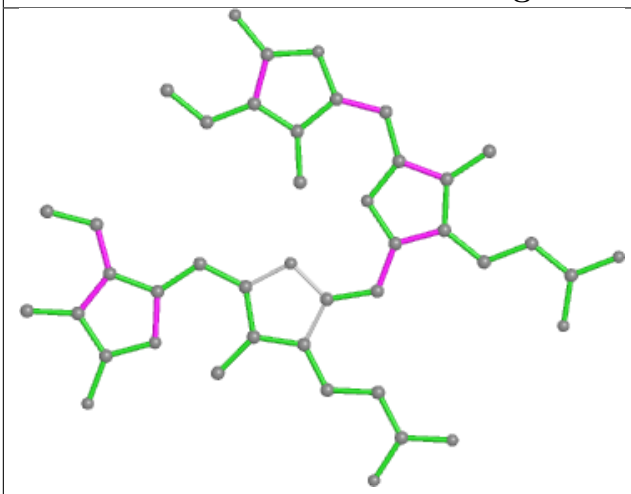

Bond lengths

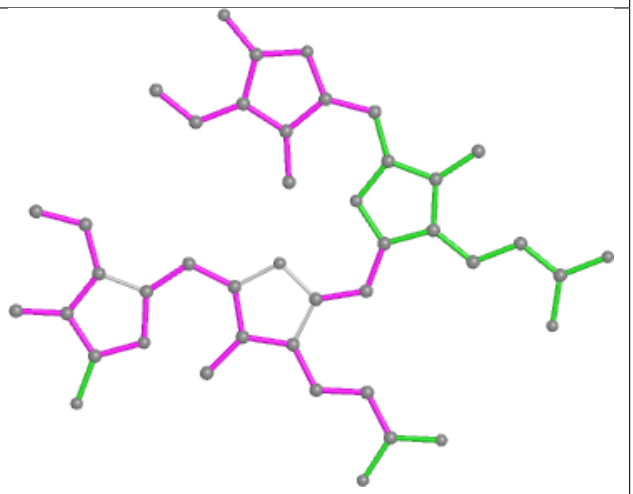

Bond angles

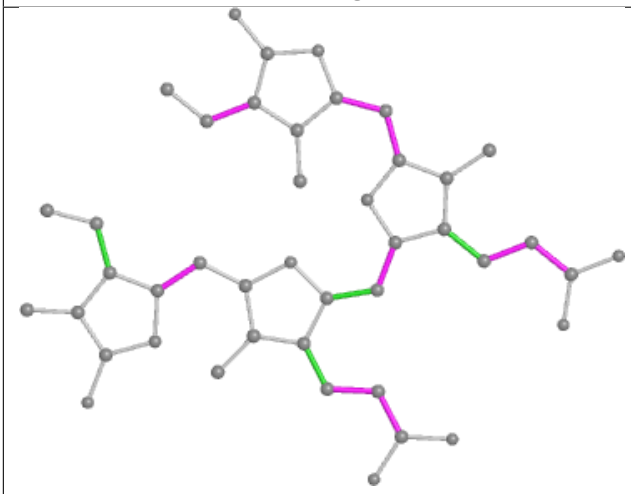

Torsions

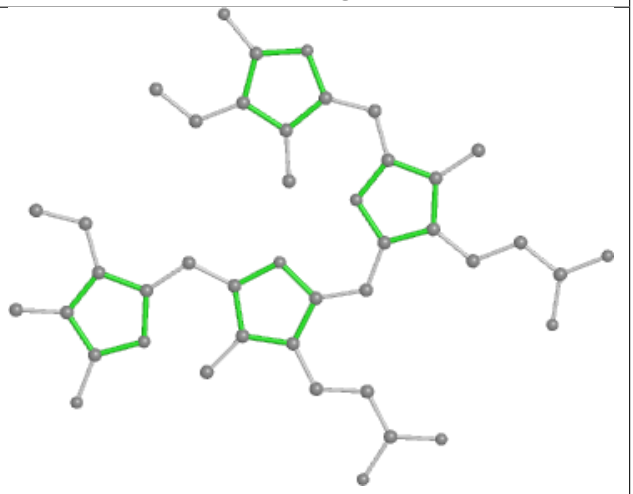

Rings

Ligand PEB p8 202

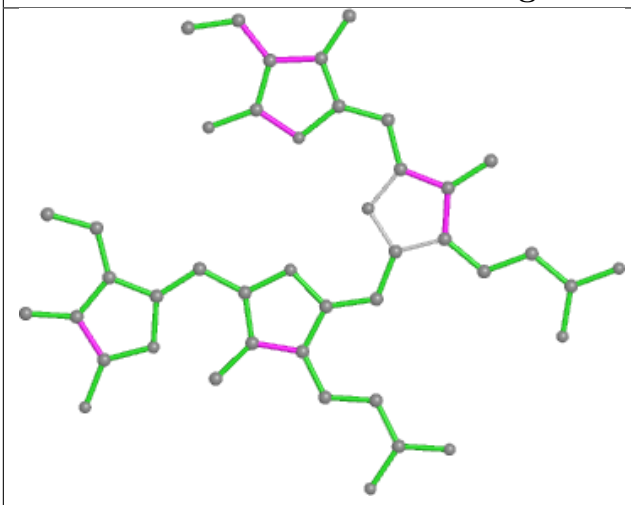

Bond lengths

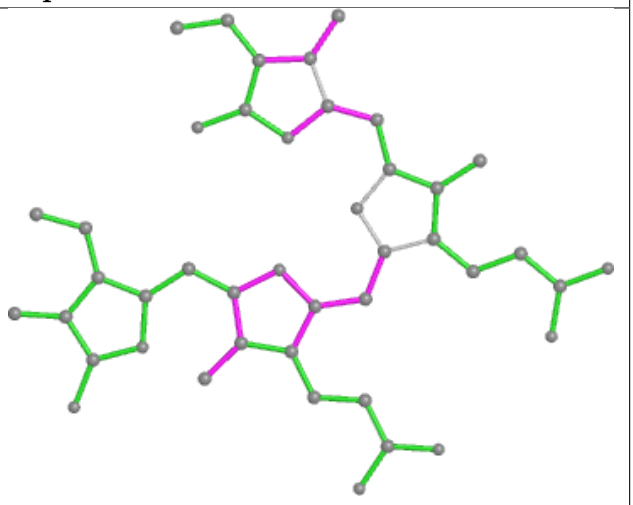

Bond angles

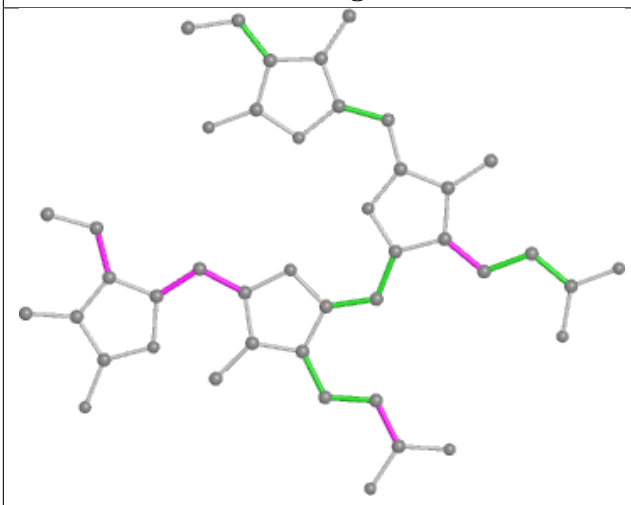

Torsions

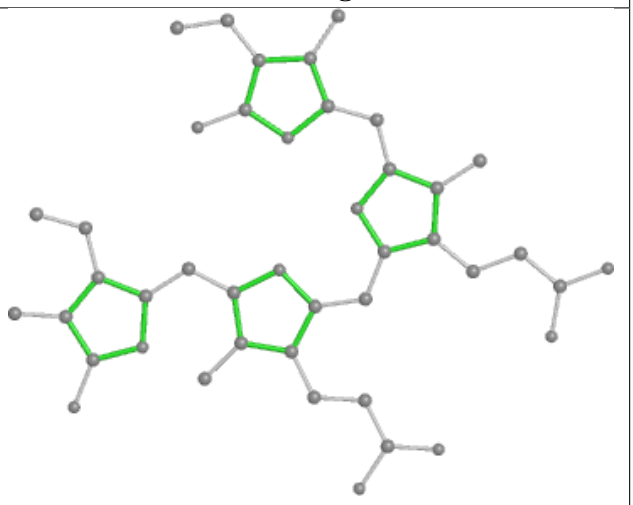

Rings

Ligand PUB fj 203

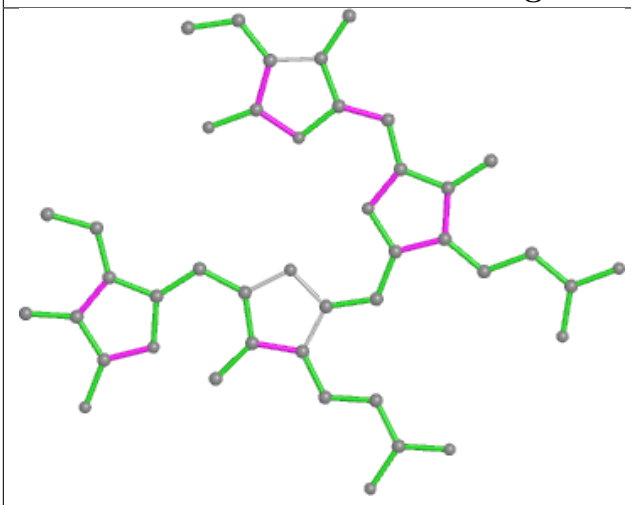

Bond lengths

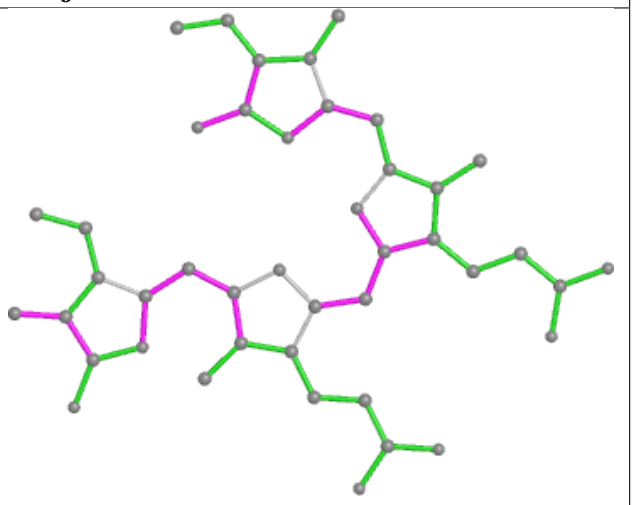

Bond angles

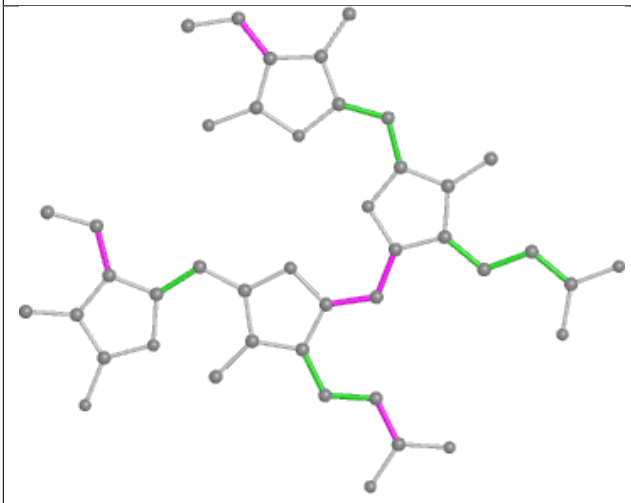

Torsions

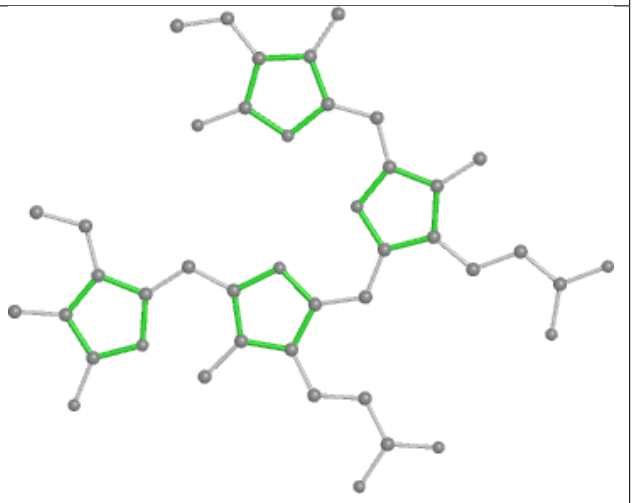

Rings

Ligand PEB r3 202

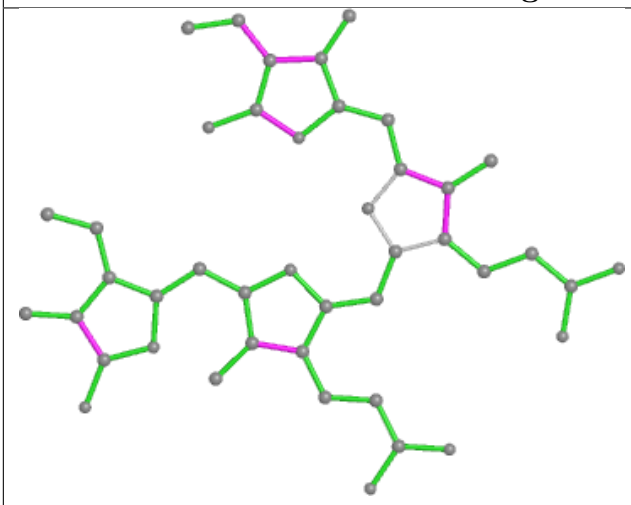

Bond lengths

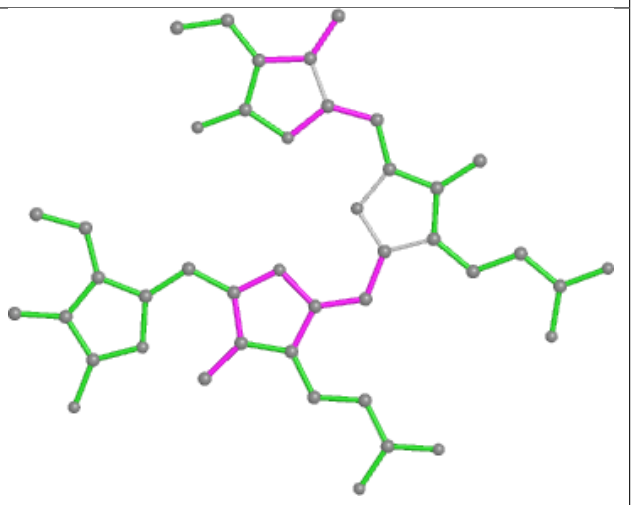

Bond angles

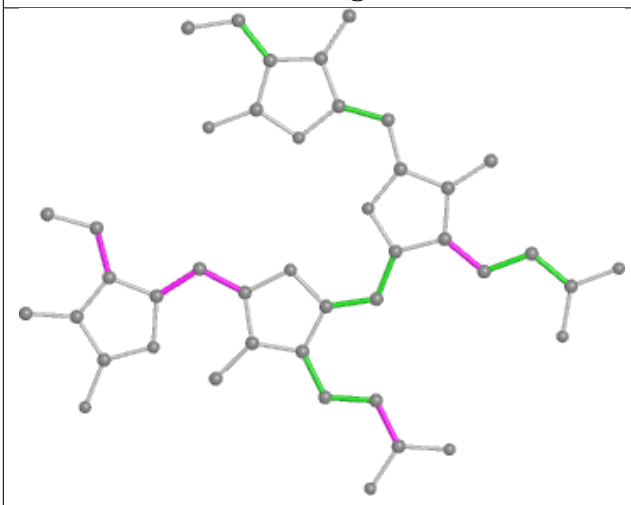

Torsions

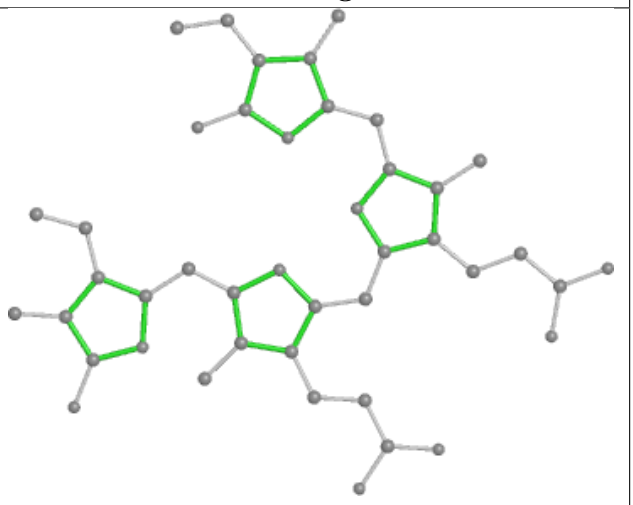

Rings

Ligand PEB kV 1002

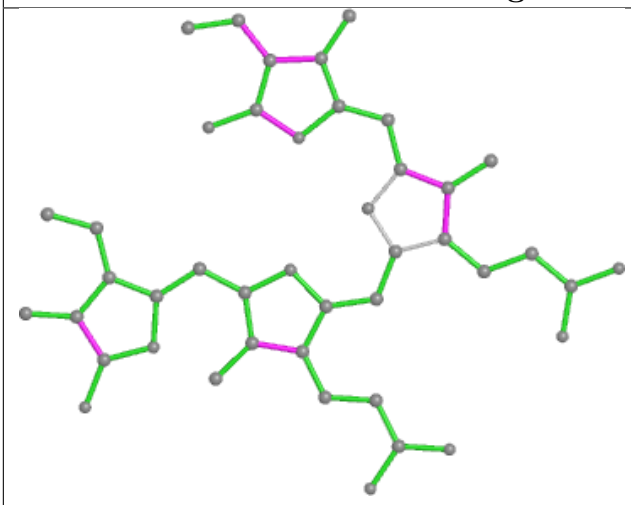

Bond lengths

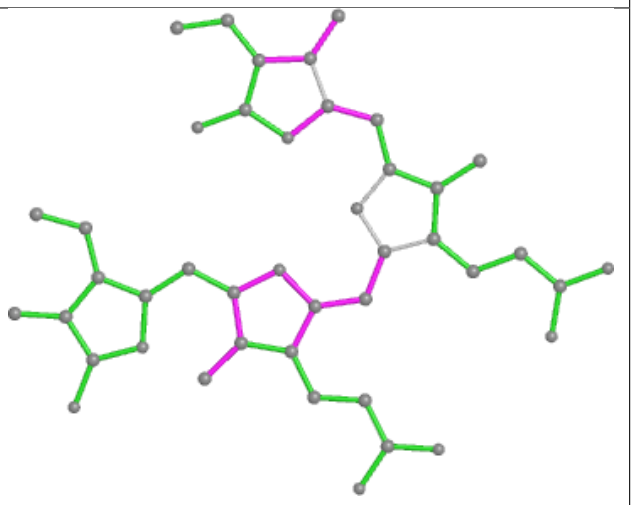

Bond angles

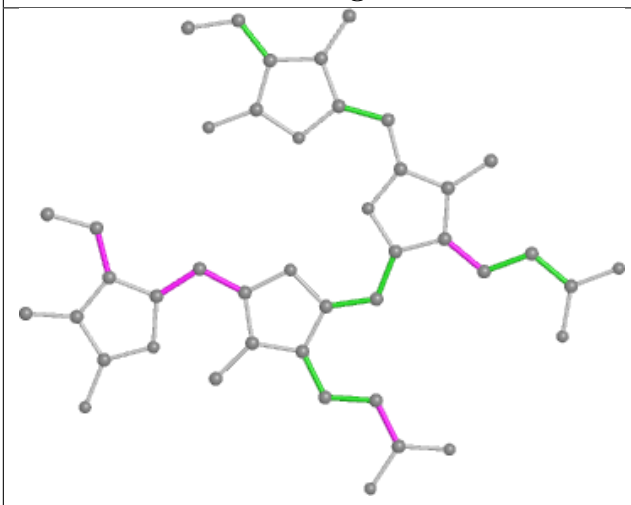

Torsions

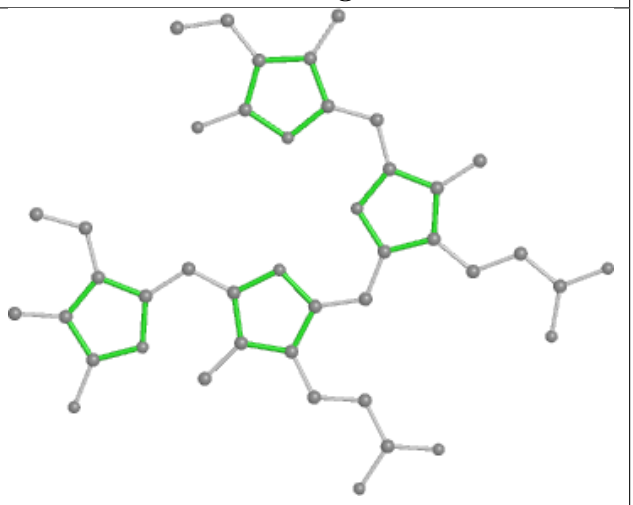

Rings

Ligand PEB x2 201

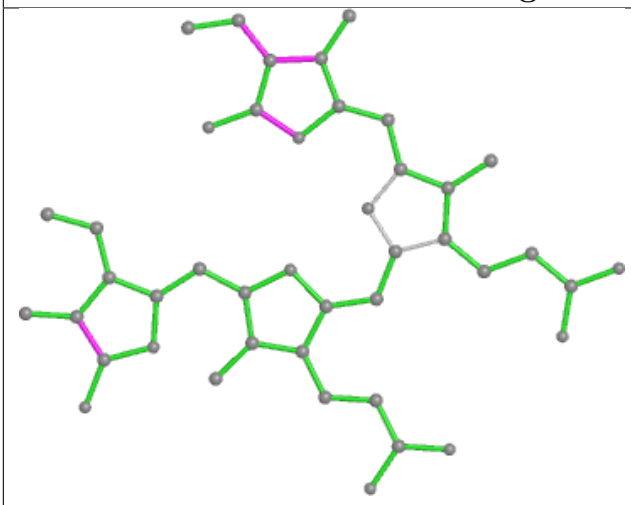

Bond lengths

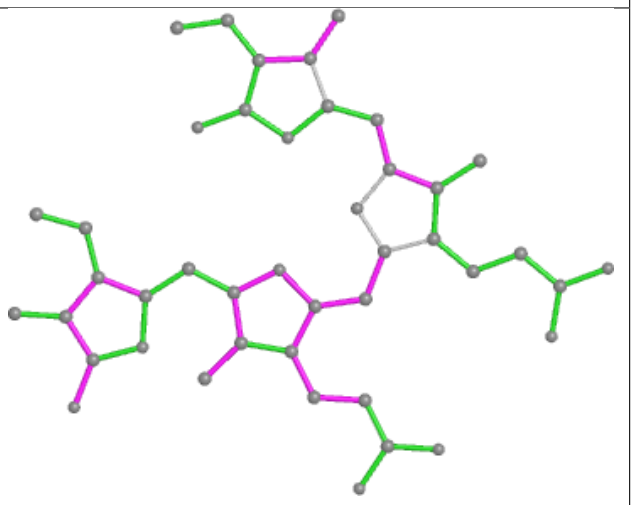

Bond angles

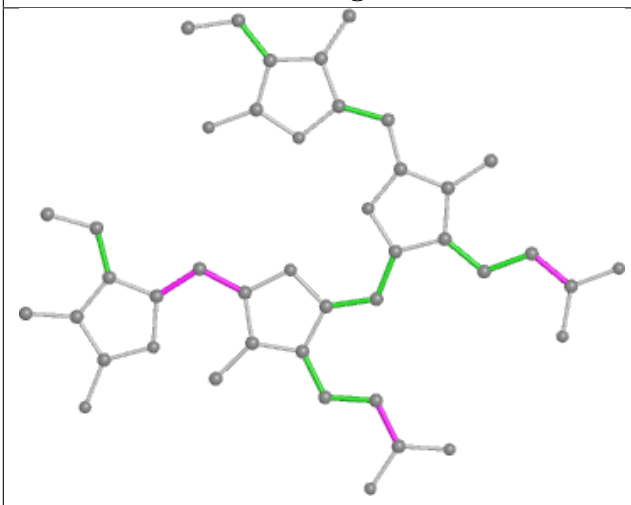

Torsions

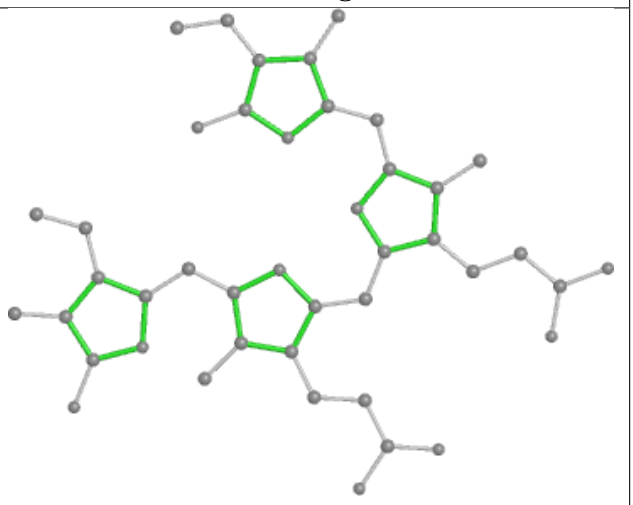

Rings

Ligand PEB x3 201

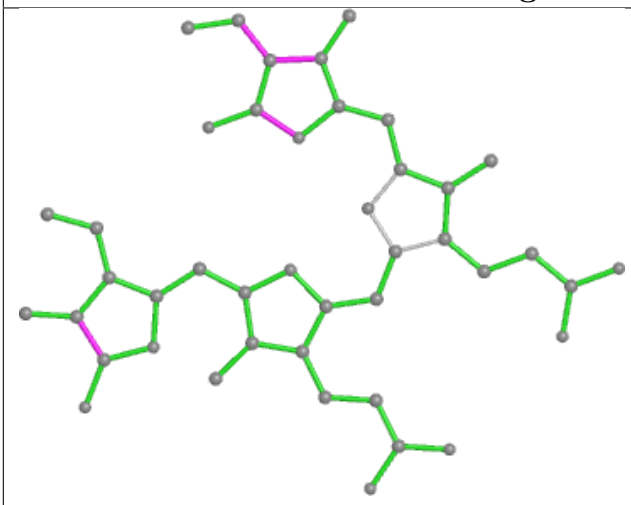

Bond lengths

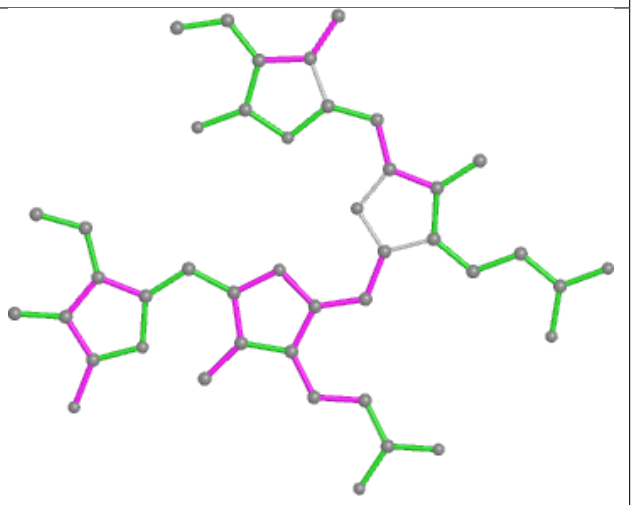

Bond angles

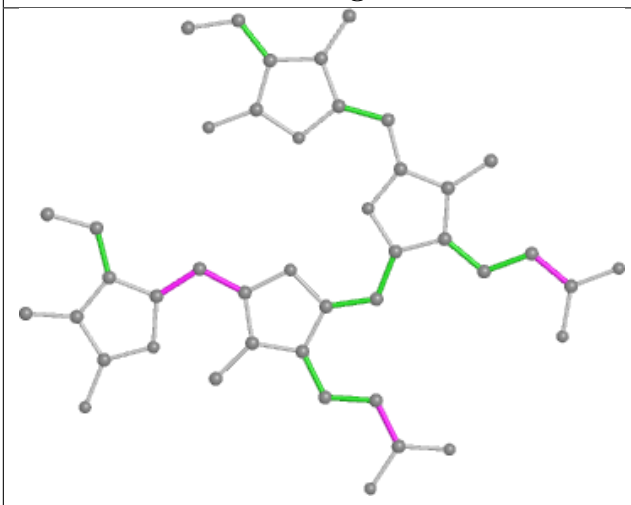

Torsions

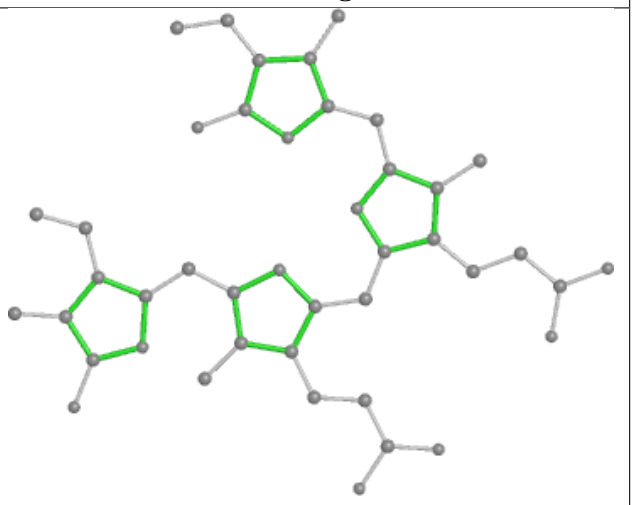

Rings

Ligand PEB iB 1002

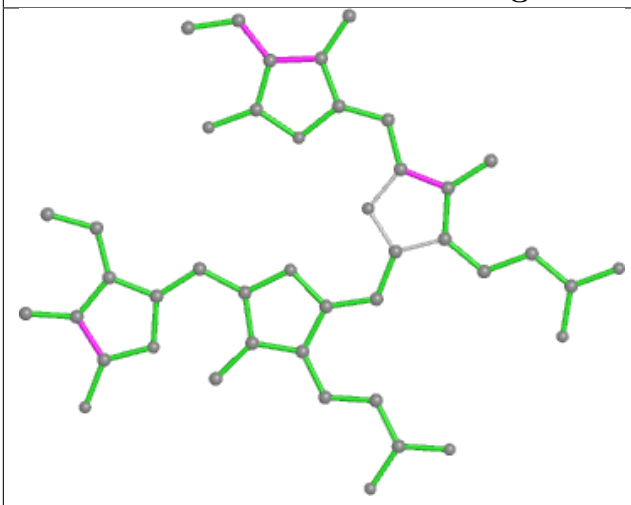

Bond lengths

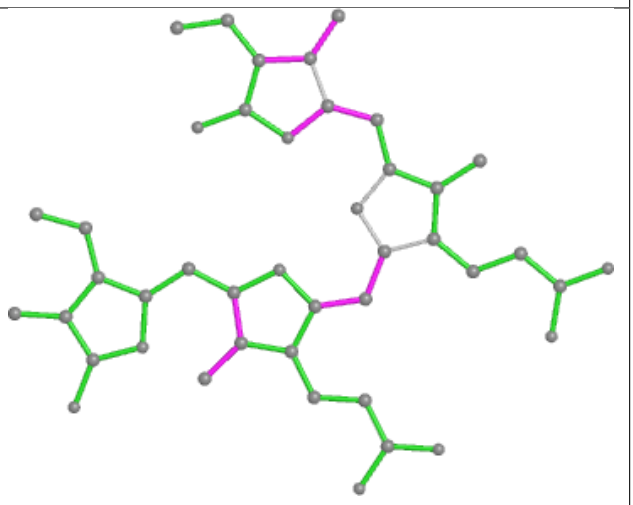

Bond angles

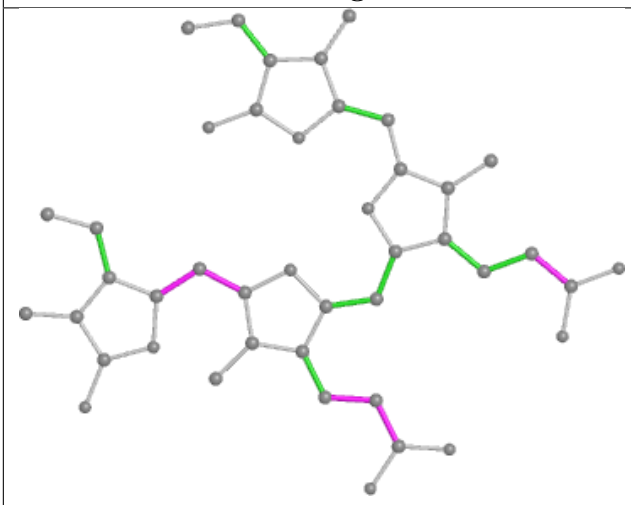

Torsions

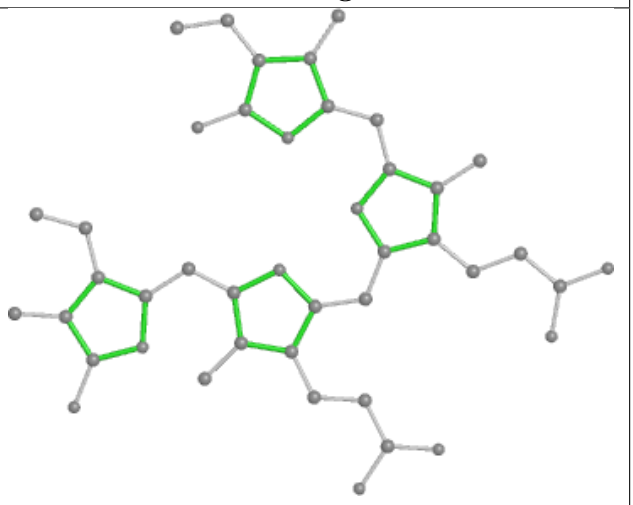

Rings

Ligand PEB O7 201

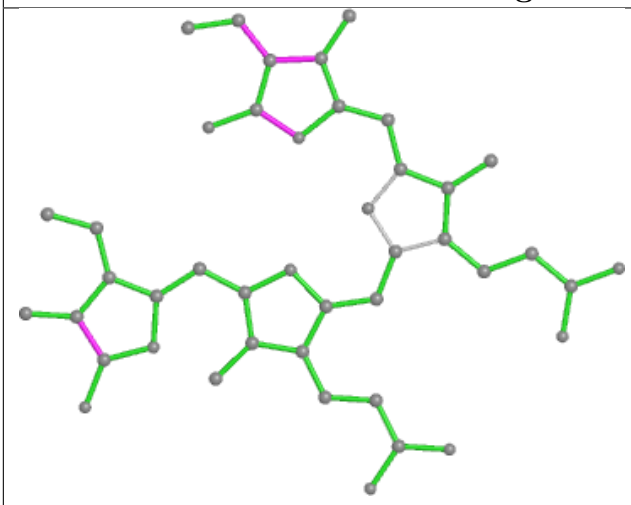

Bond lengths

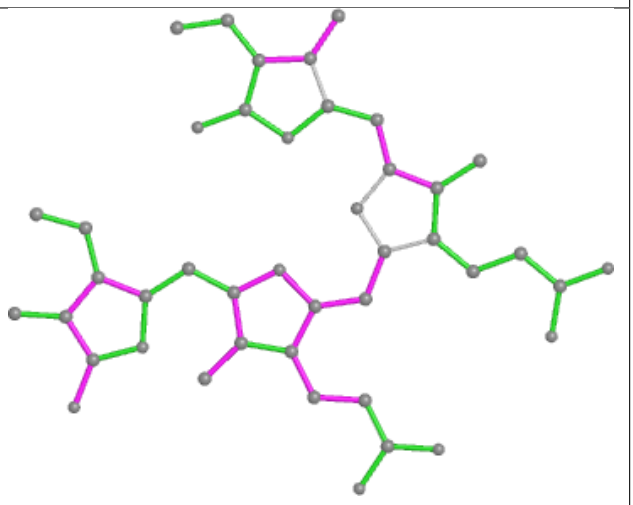

Bond angles

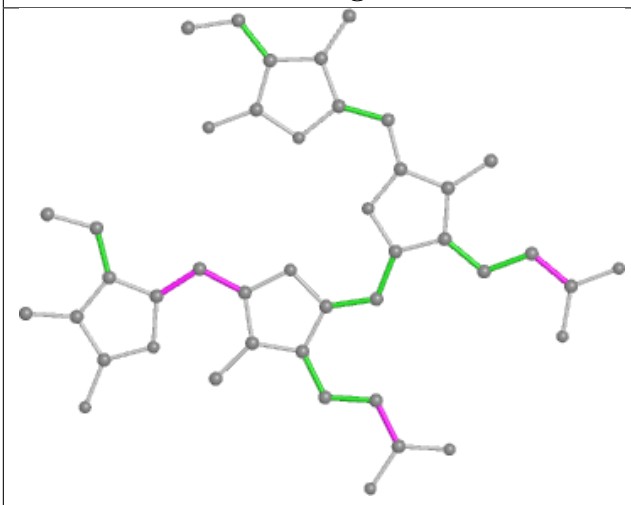

Torsions

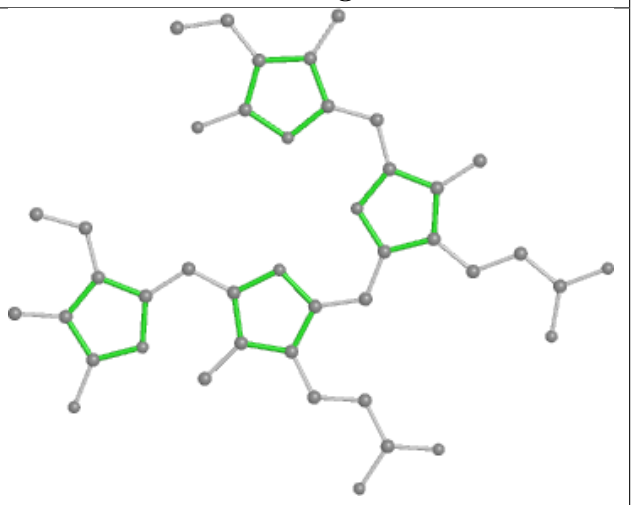

Rings

Ligand PEB cP 201

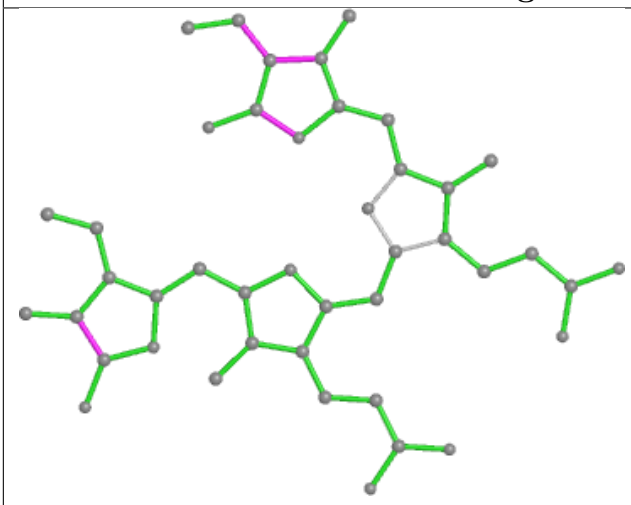

Bond lengths

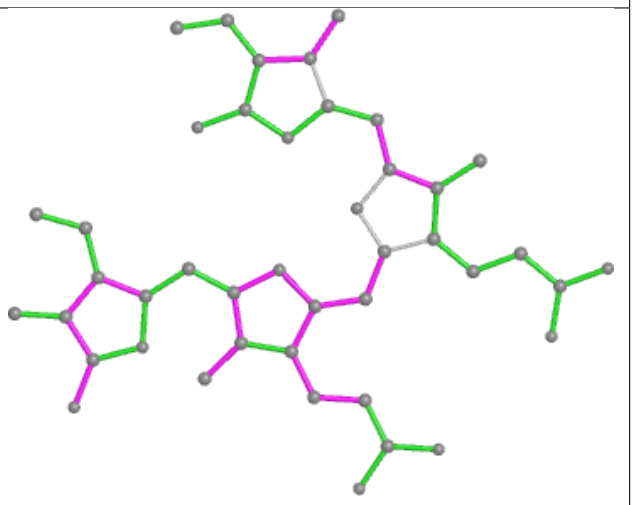

Bond angles

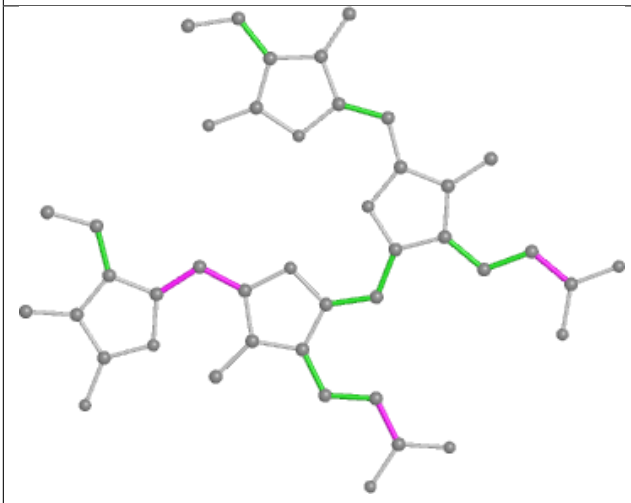

Torsions

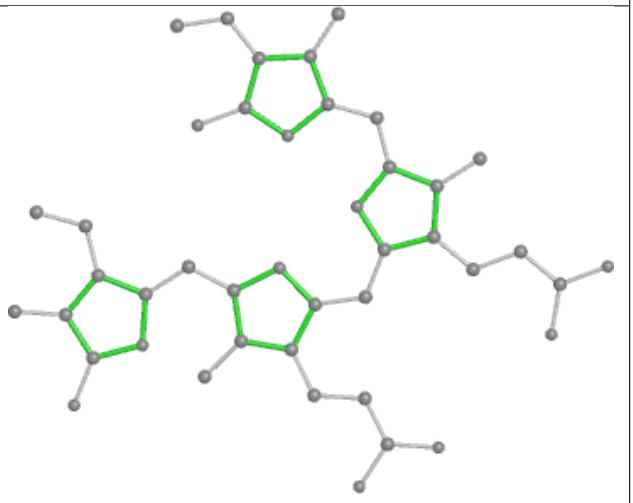

Rings

Ligand PEB gz 301

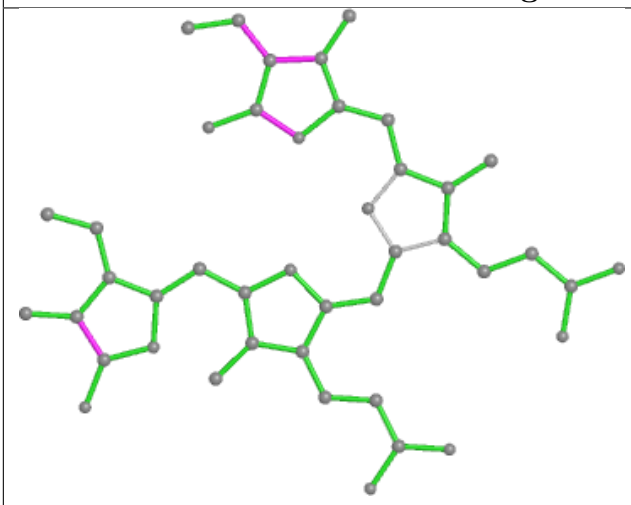

Bond lengths

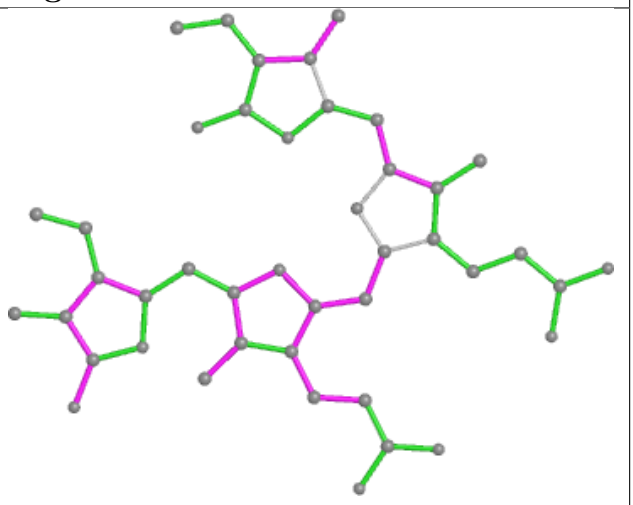

Bond angles

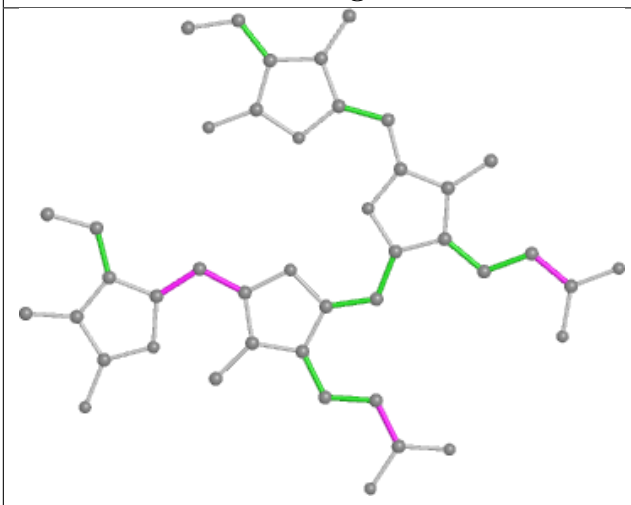

Torsions

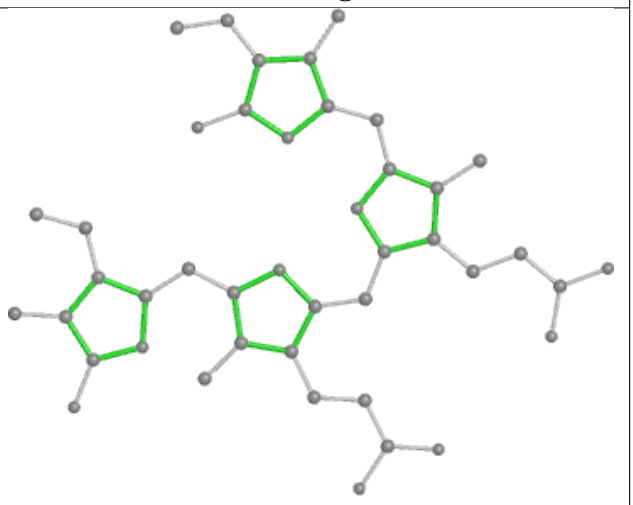

Rings

Ligand PEB a7 201

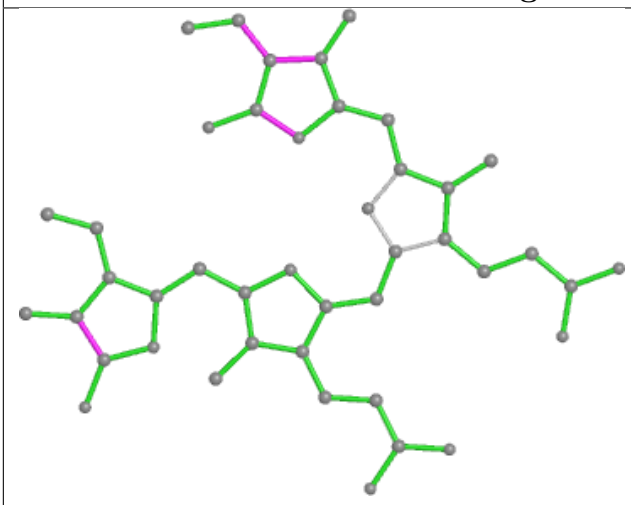

Bond lengths

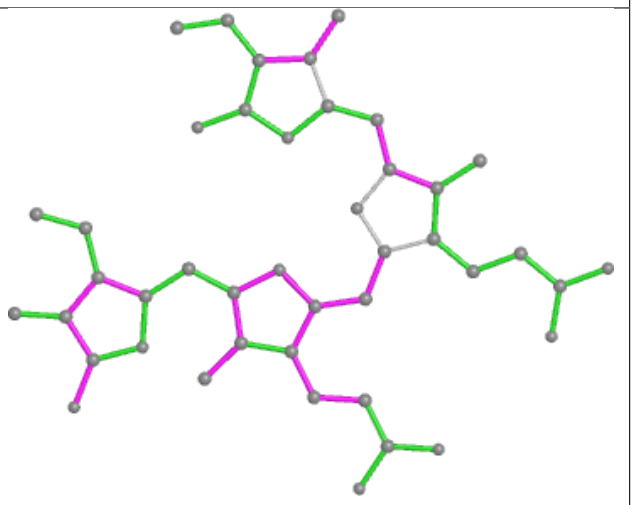

Bond angles

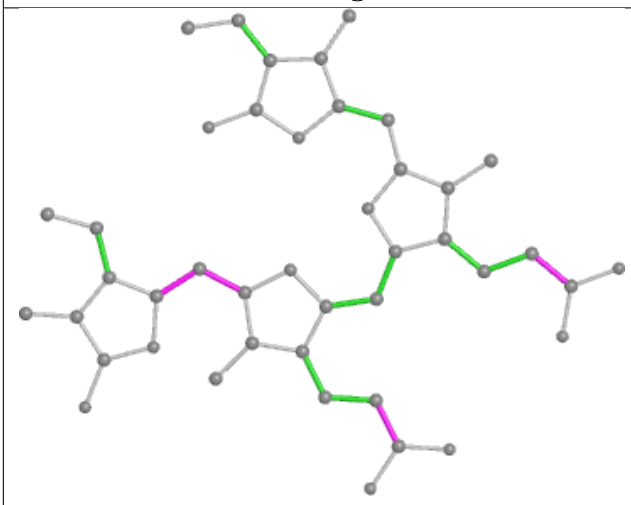

Torsions

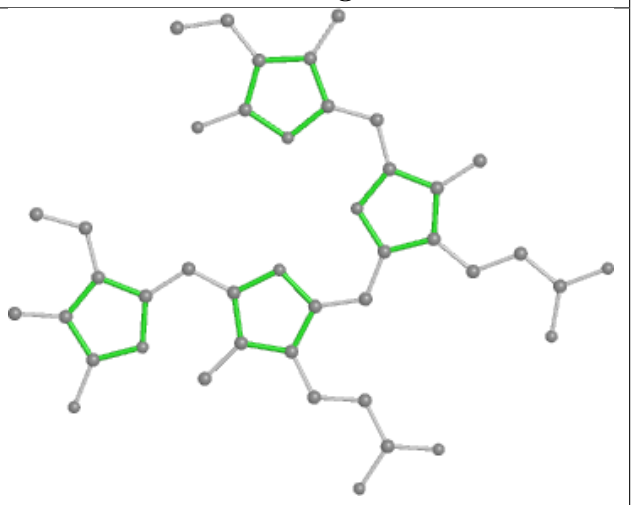

Rings

Ligand PUB aZ 304

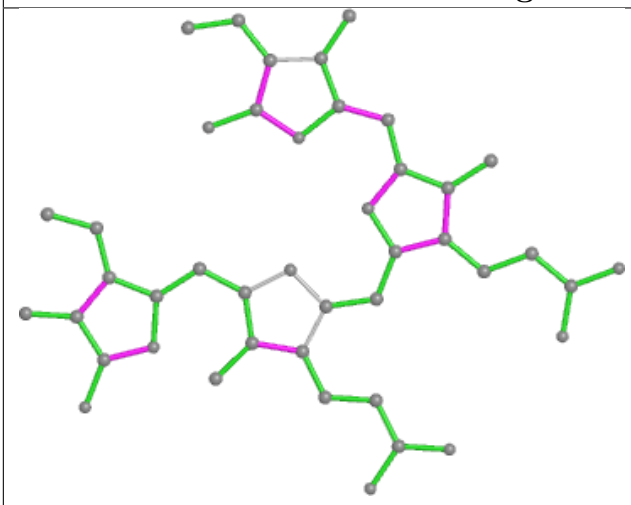

Bond lengths

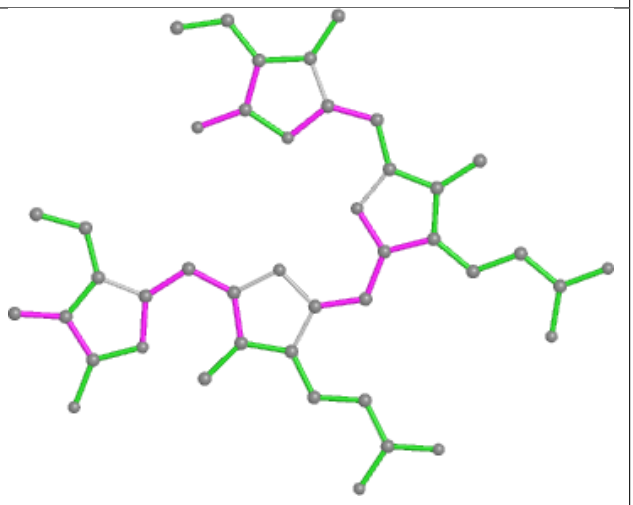

Bond angles

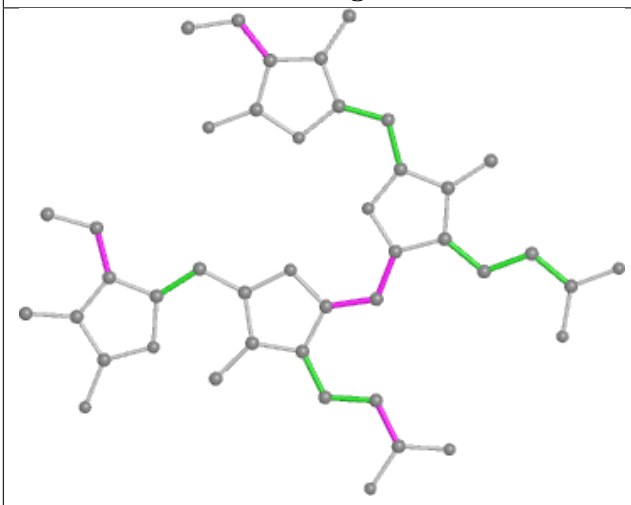

Torsions

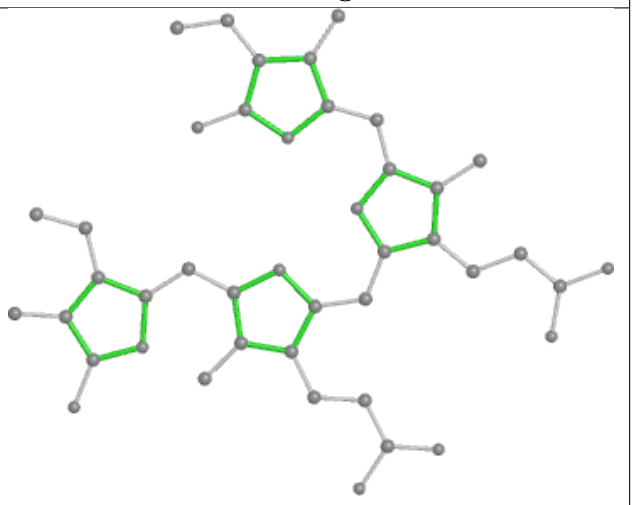

Rings

Ligand PEB K9 1002

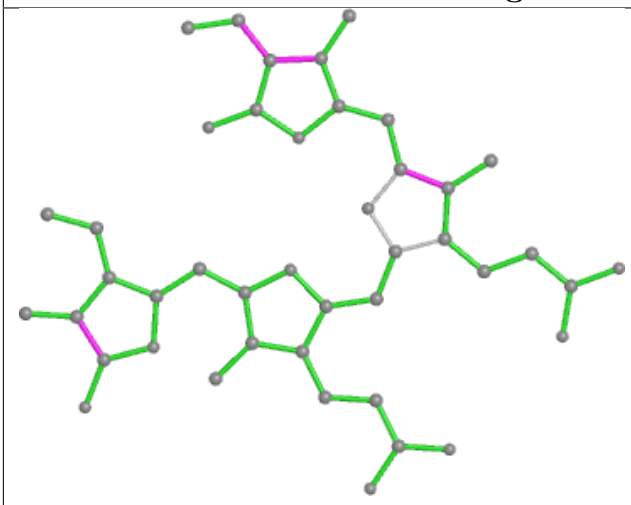

Bond lengths

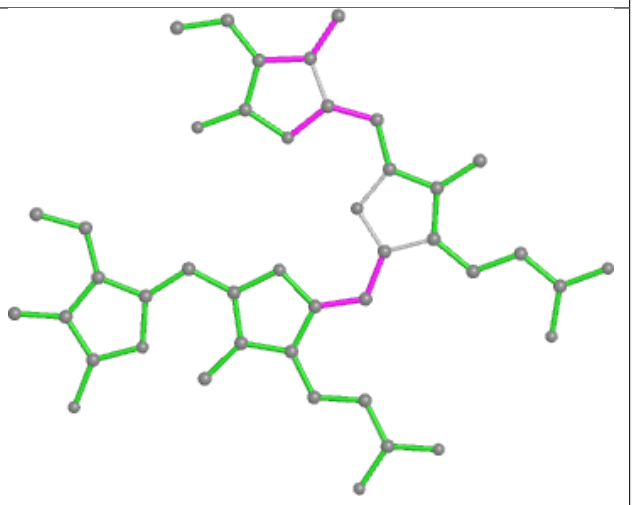

Bond angles

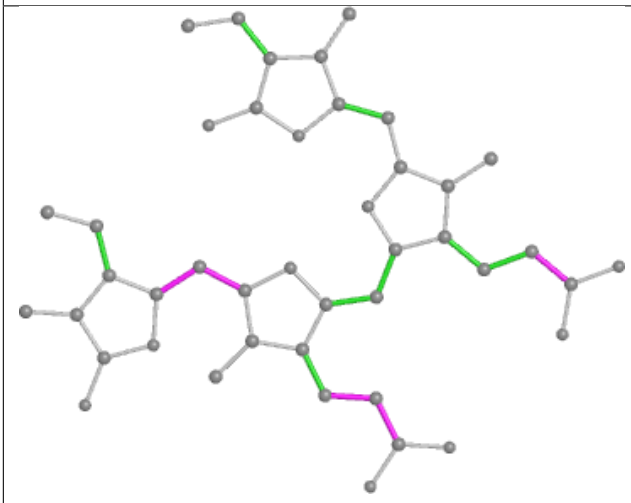

Torsions

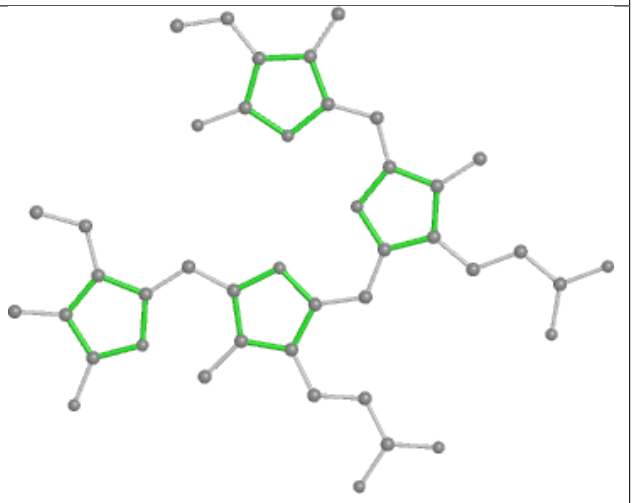

Rings

Ligand PEB fl 201

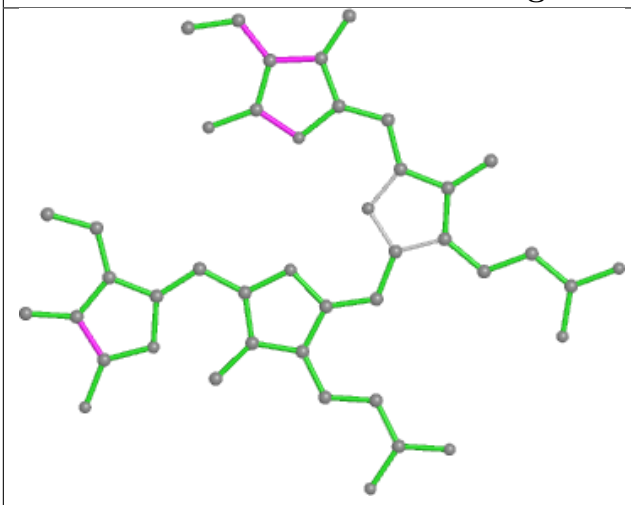

Bond lengths

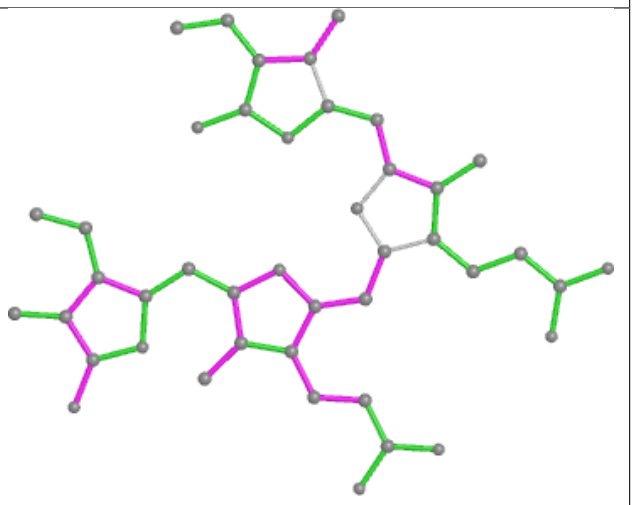

Bond angles

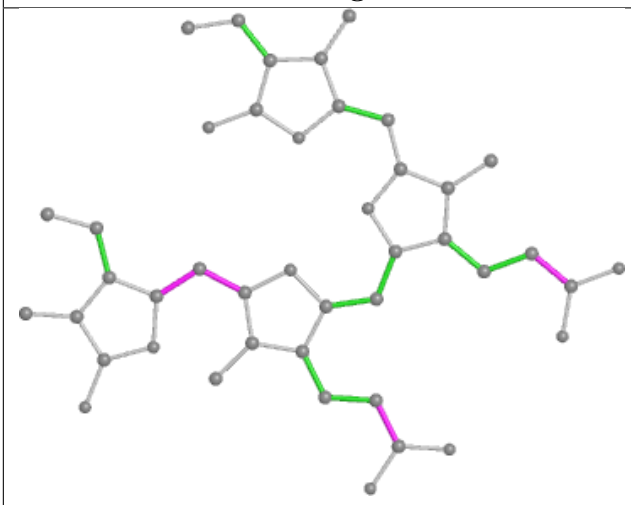

Torsions

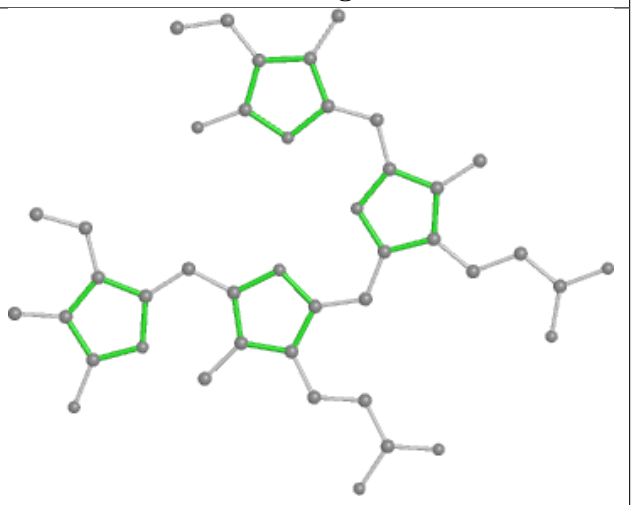

Rings

Ligand PEB e6 202

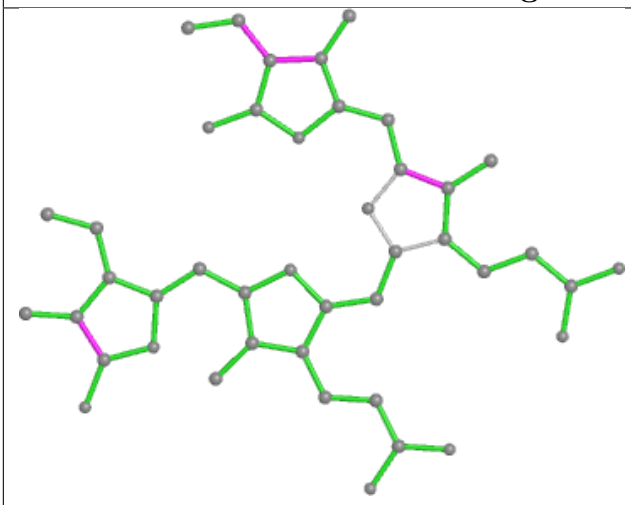

Bond lengths

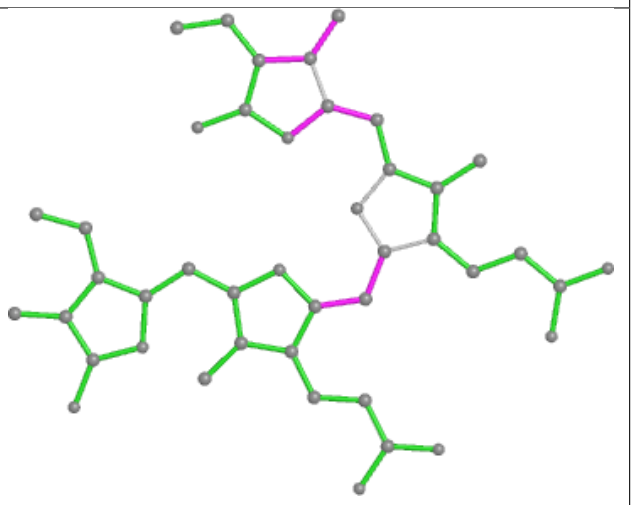

Bond angles

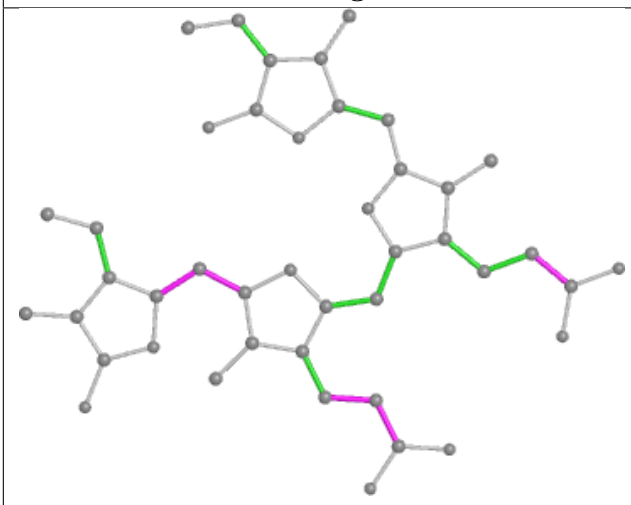

Torsions

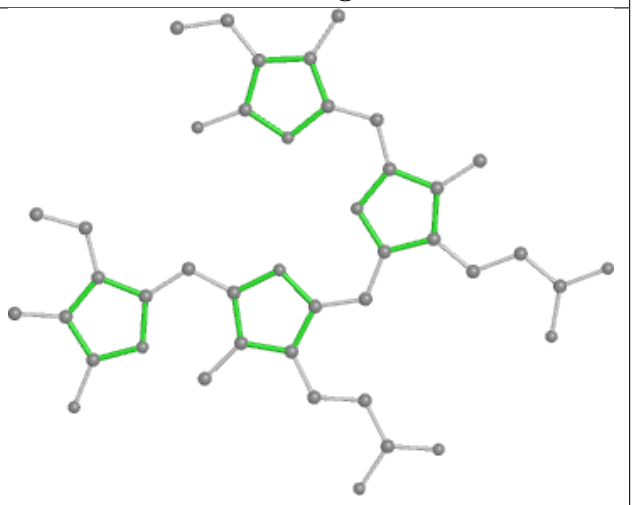

Rings

Ligand PEB bx 202

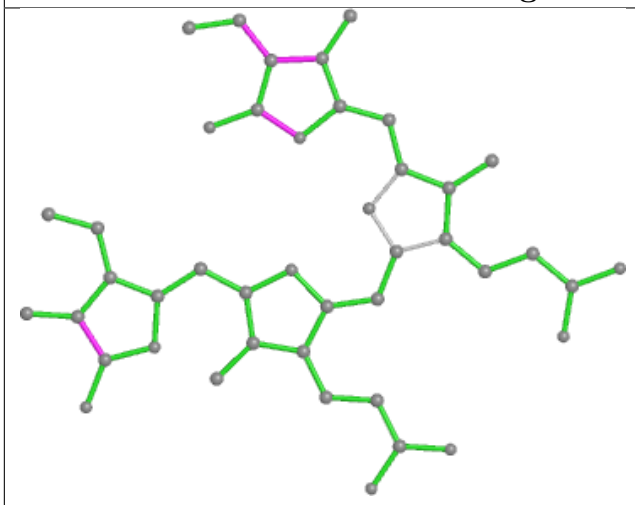

Bond lengths

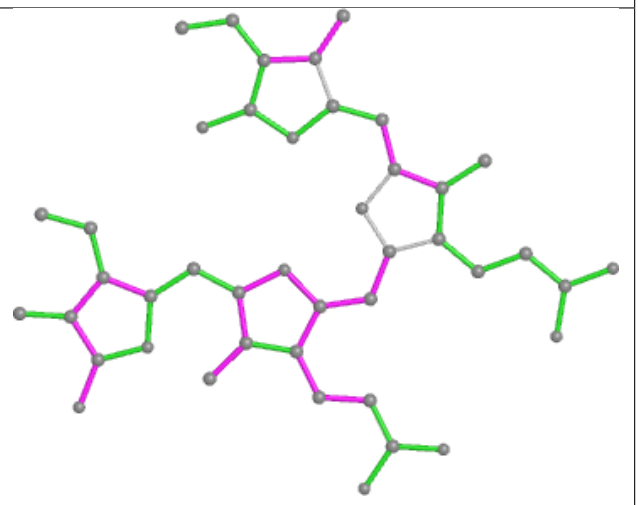

Bond angles

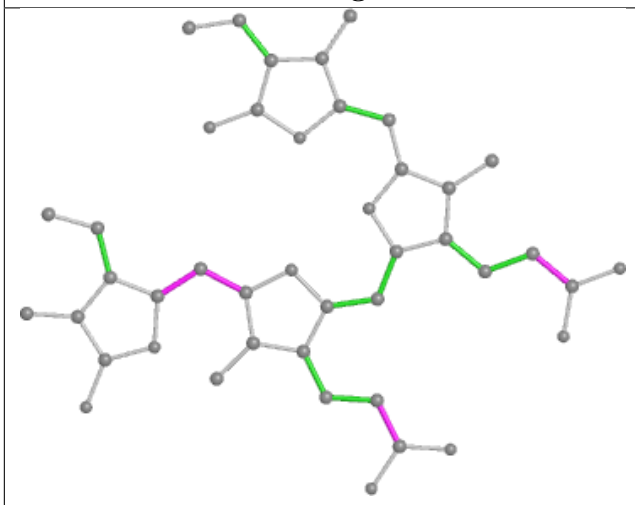

Torsions

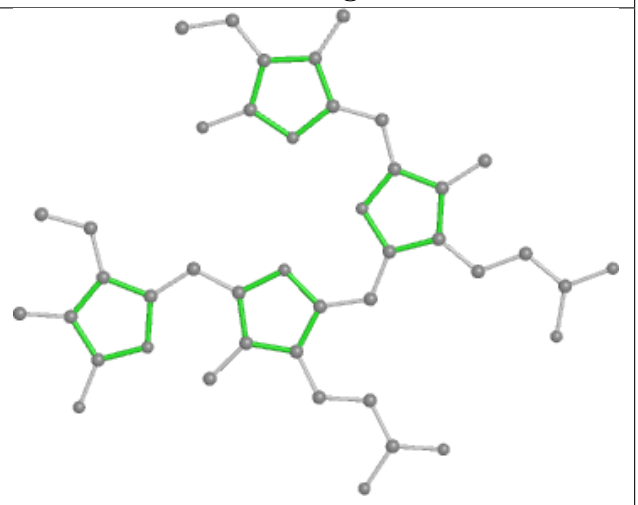

Rings

Ligand PEB f2 202

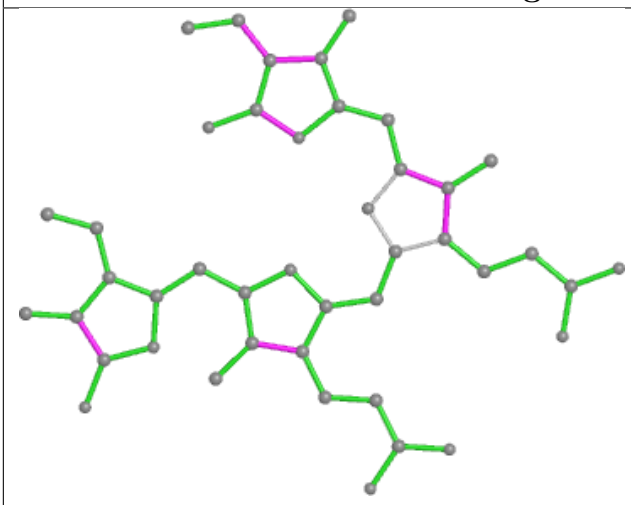

Bond lengths

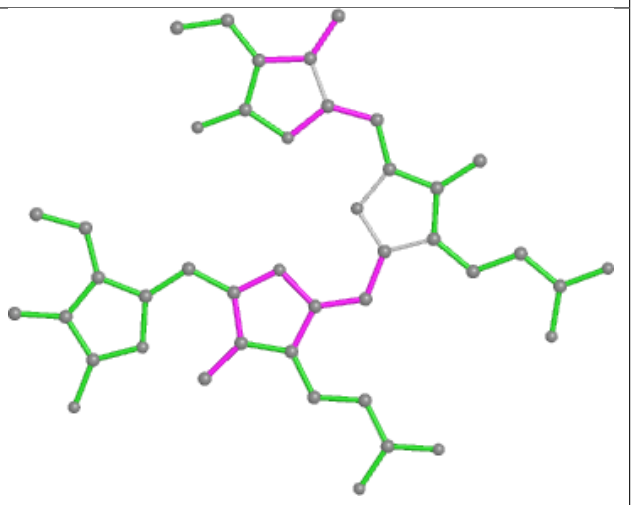

Bond angles

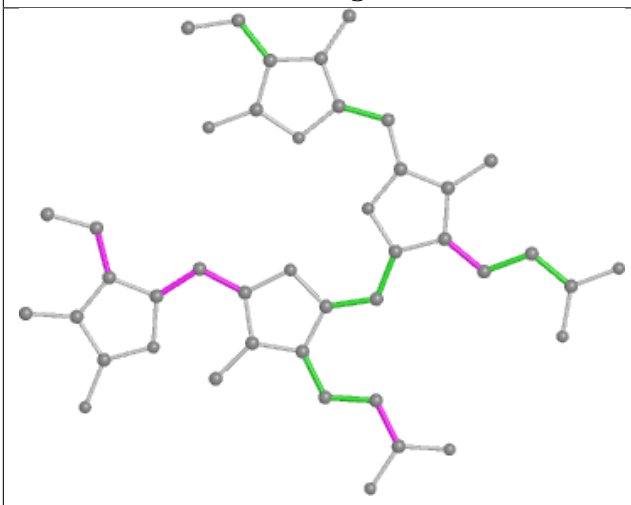

Torsions

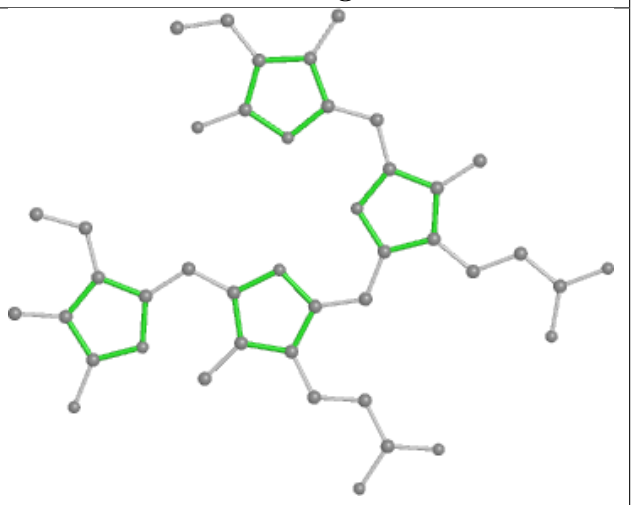

Rings

Ligand PEB kQ 1001

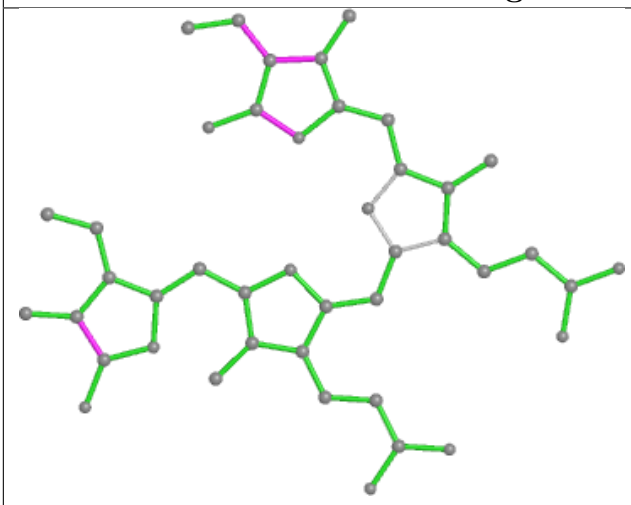

Bond lengths

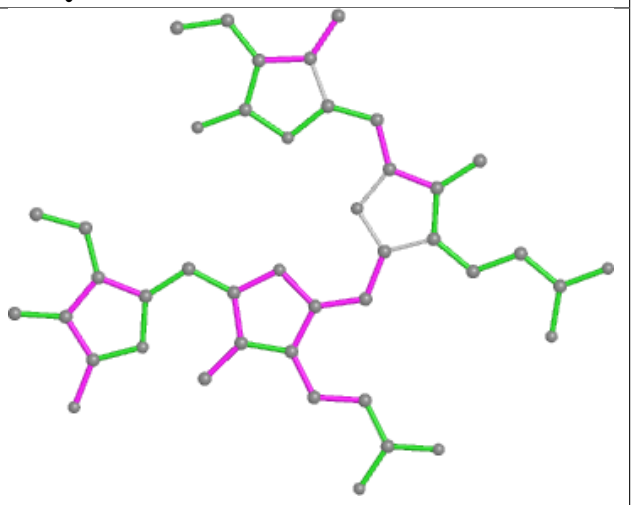

Bond angles

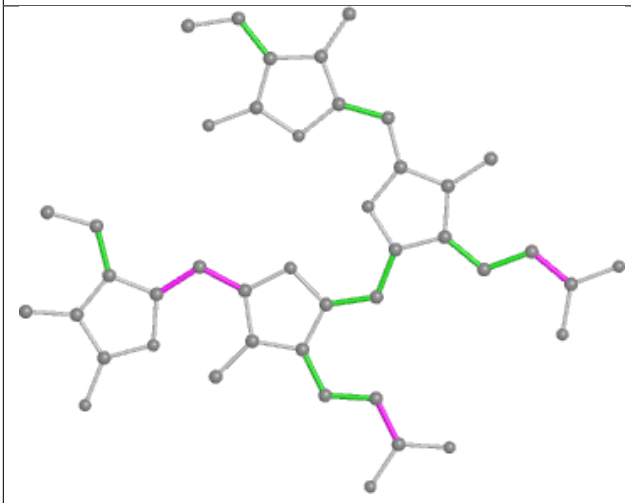

Torsions

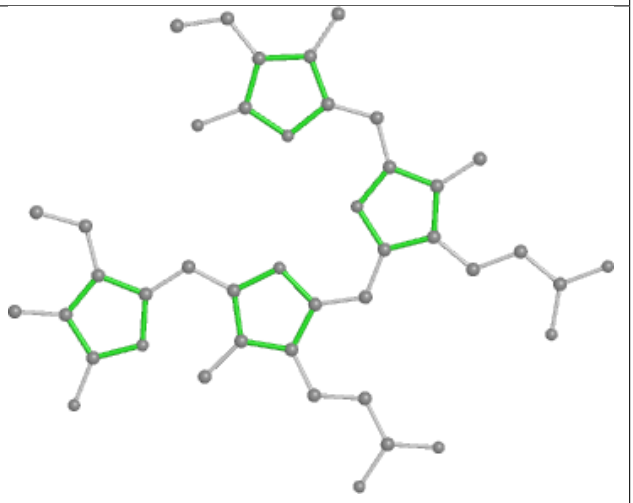

Rings

Ligand PUB df 203

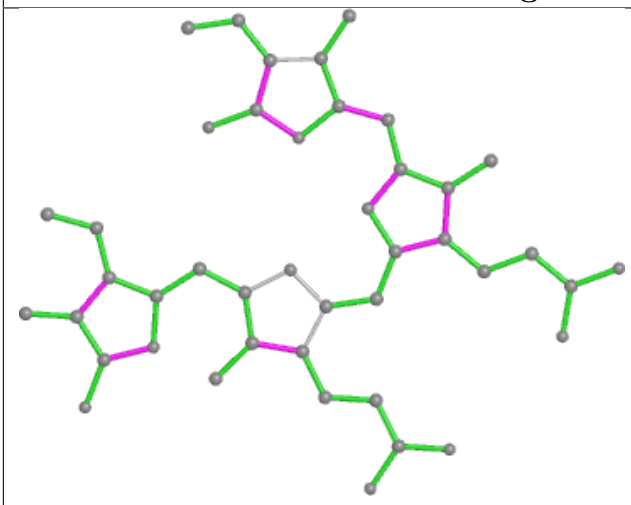

Bond lengths

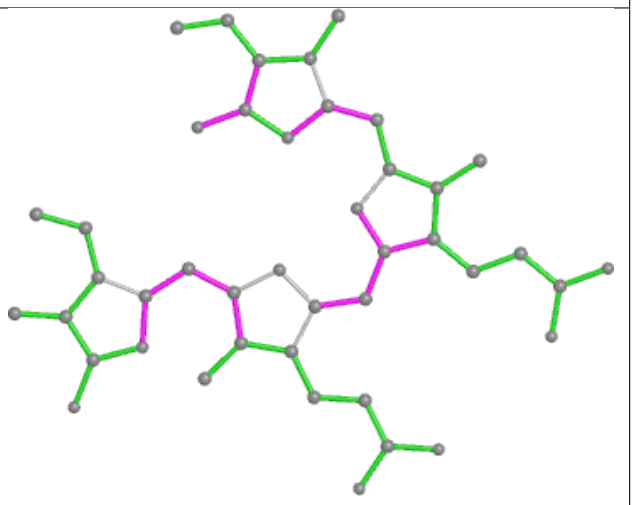

Bond angles

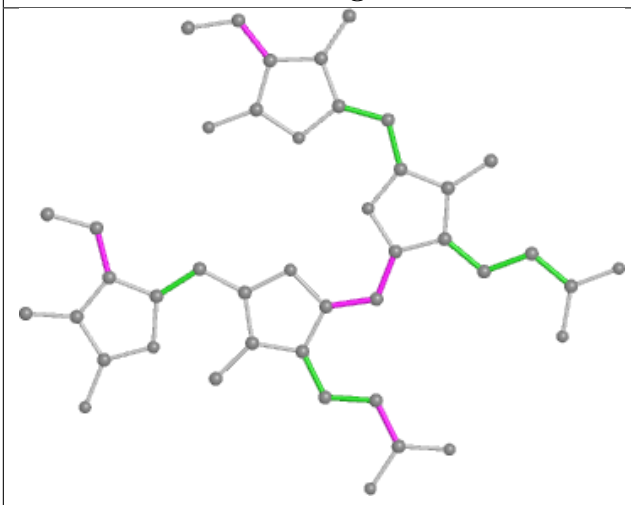

Torsions

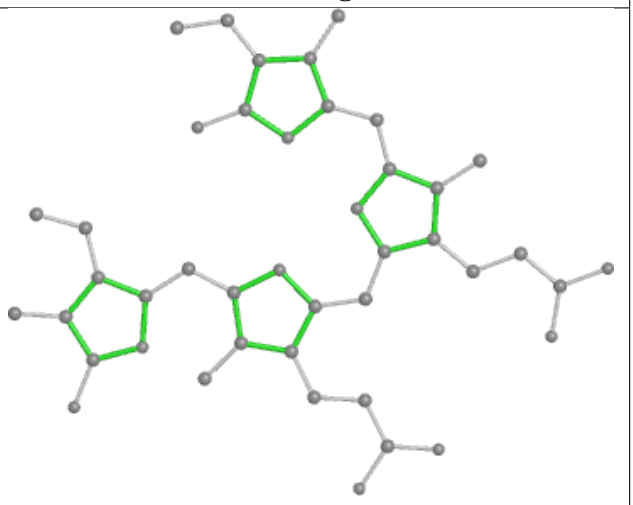

Rings

Ligand PUB v9 203

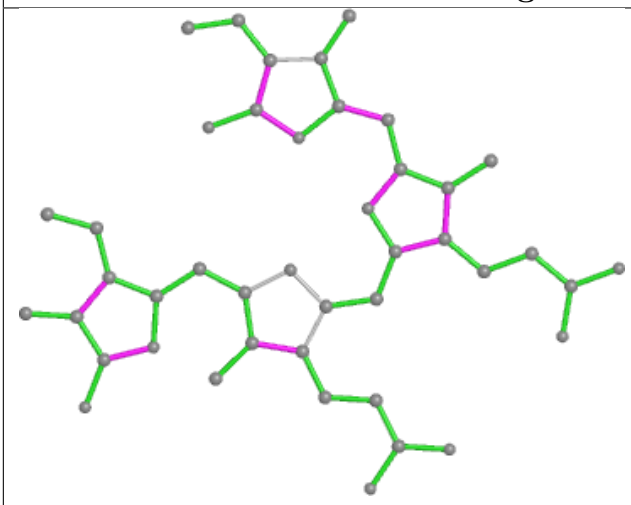

Bond lengths

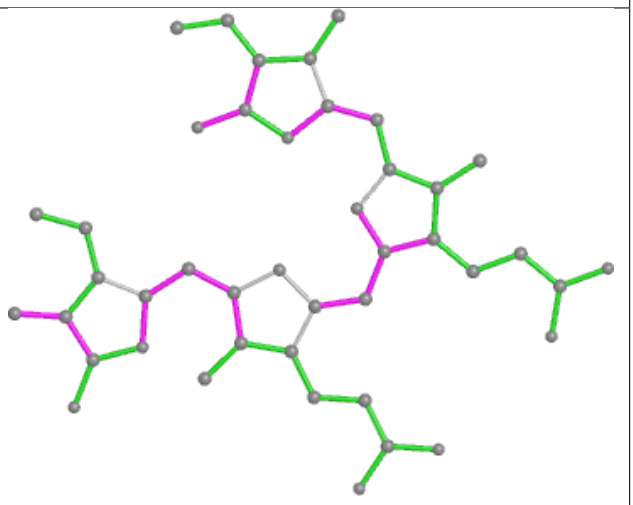

Bond angles

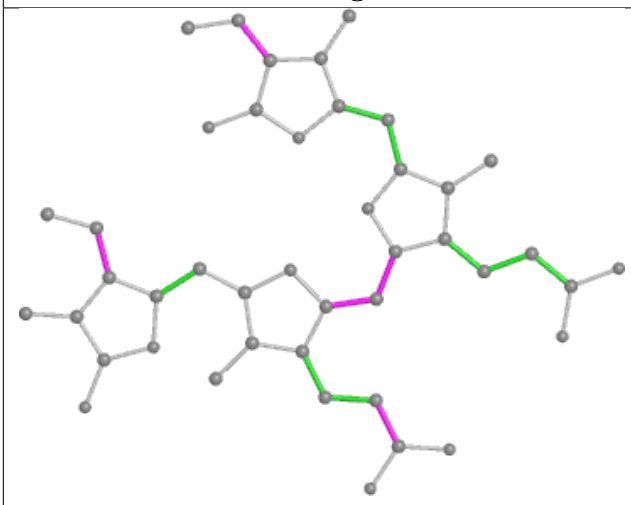

Torsions

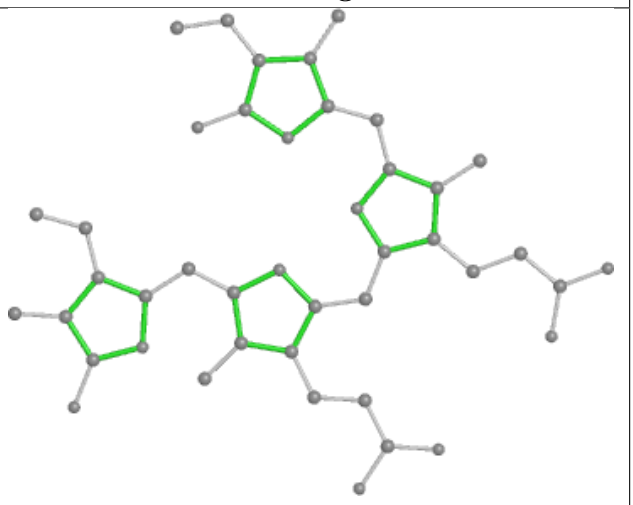

Rings

Ligand PEB S2 201

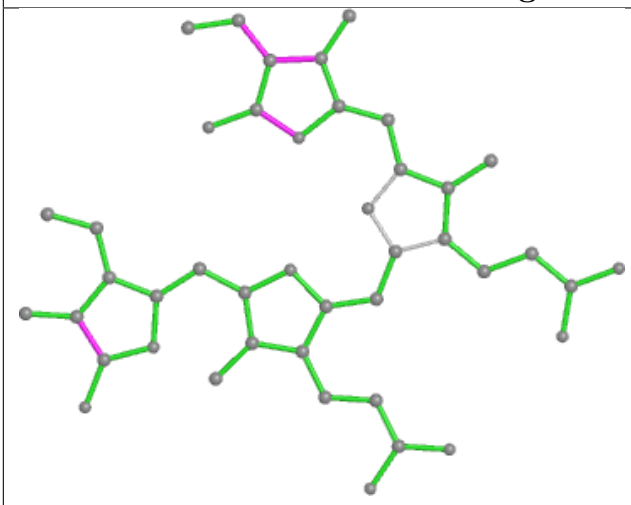

Bond lengths

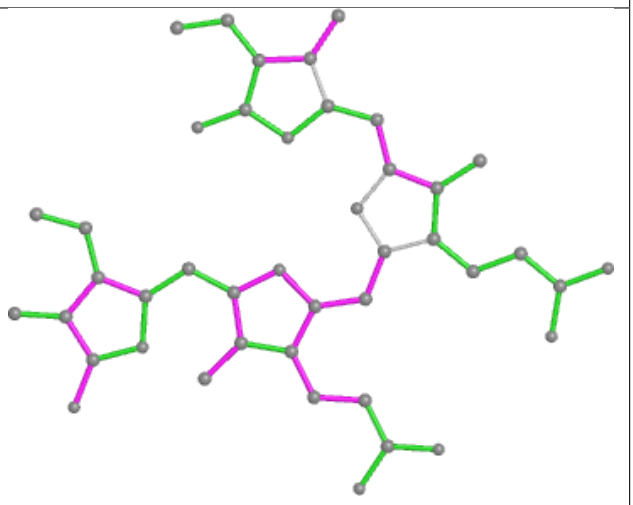

Bond angles

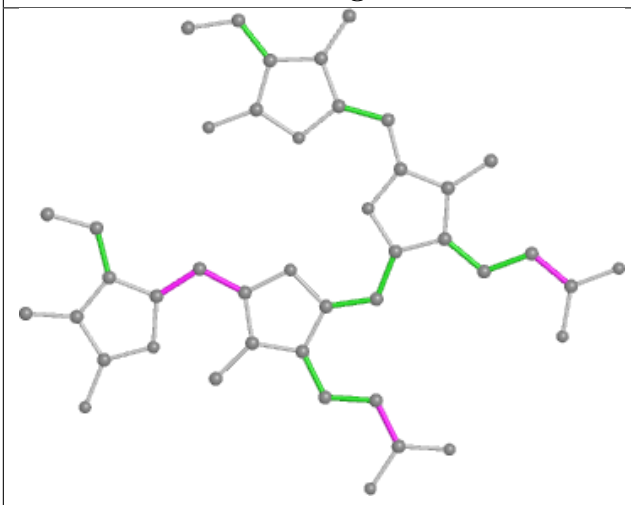

Torsions

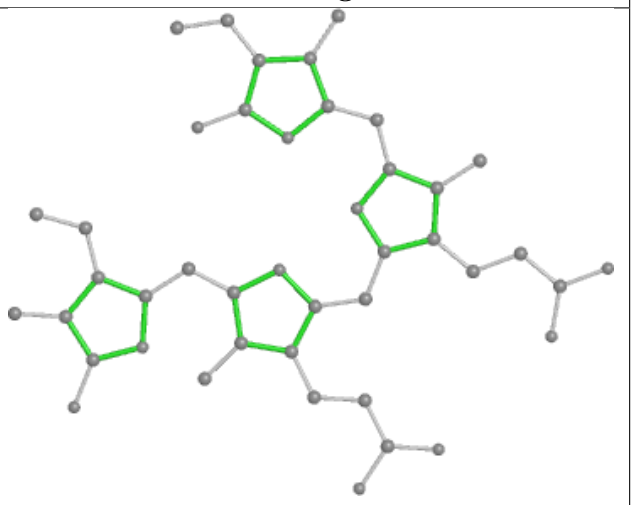

Rings

Ligand PEB dU 201

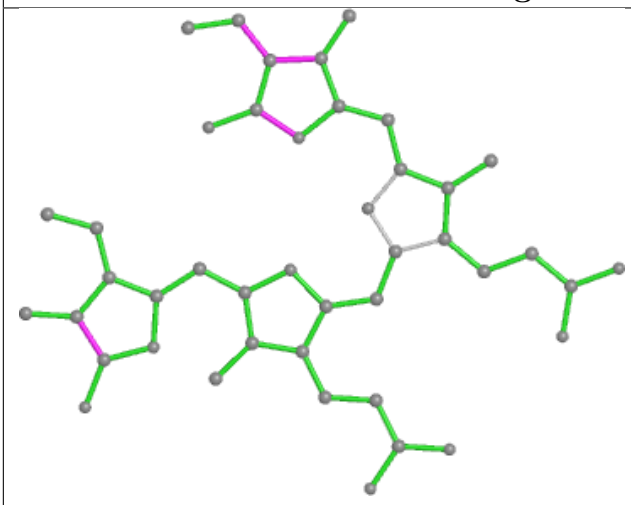

Bond lengths

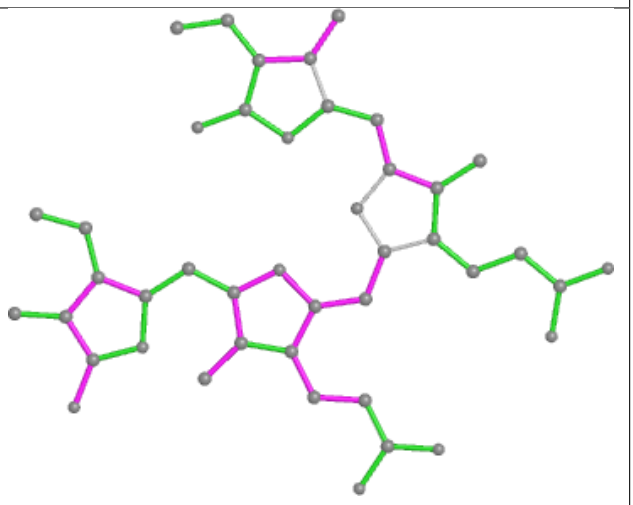

Bond angles

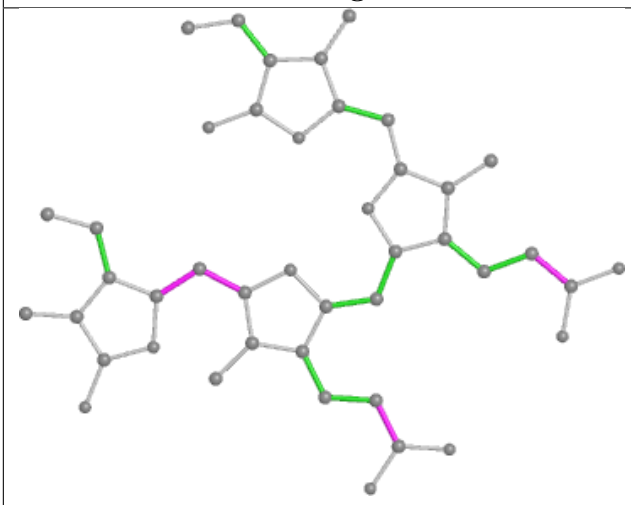

Torsions

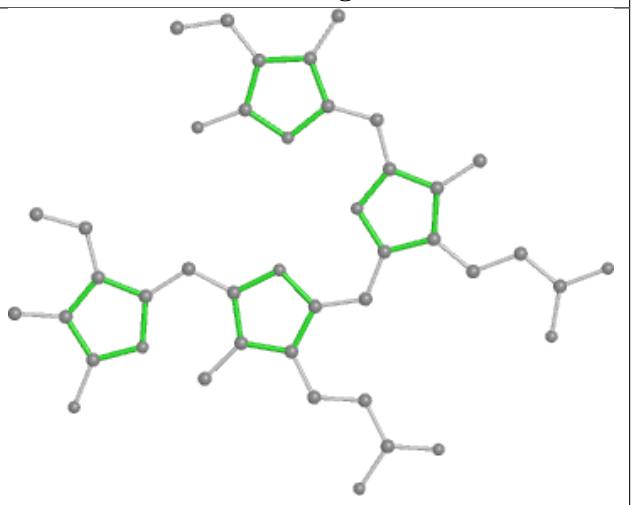

Rings

Ligand PEB D9 201

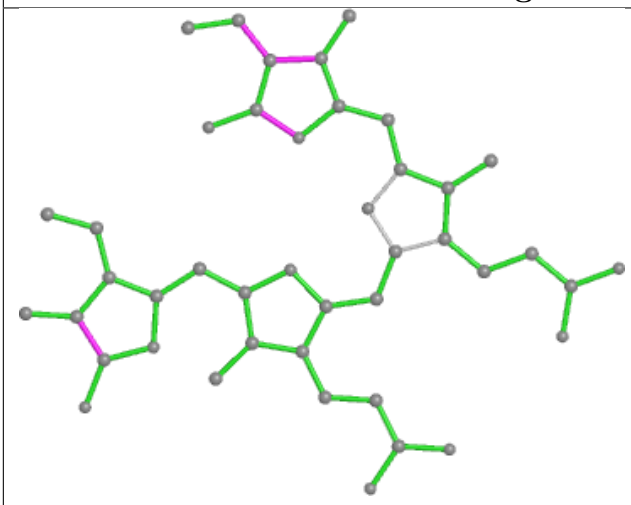

Bond lengths

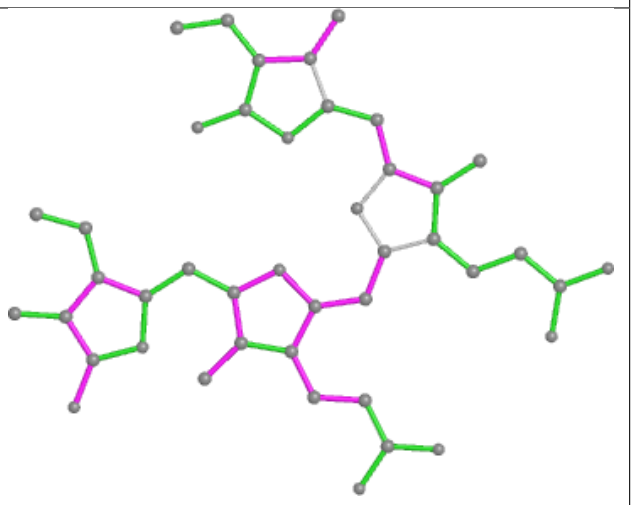

Bond angles

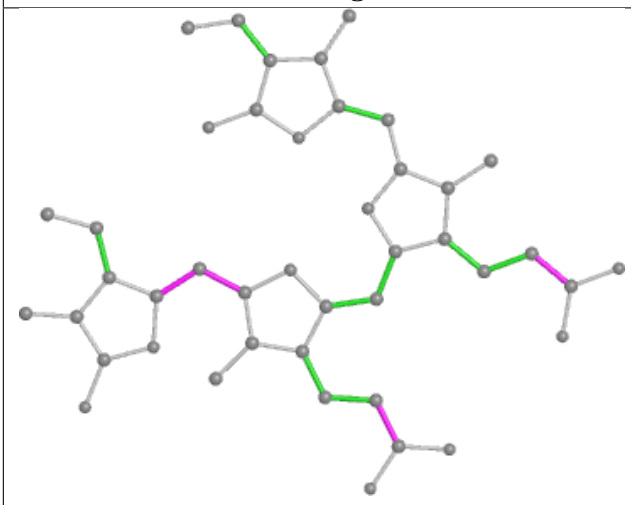

Torsions

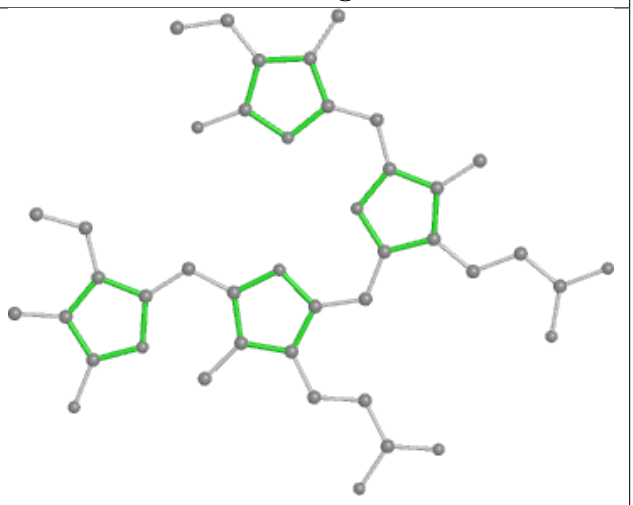

Rings

Ligand PEB aP 202

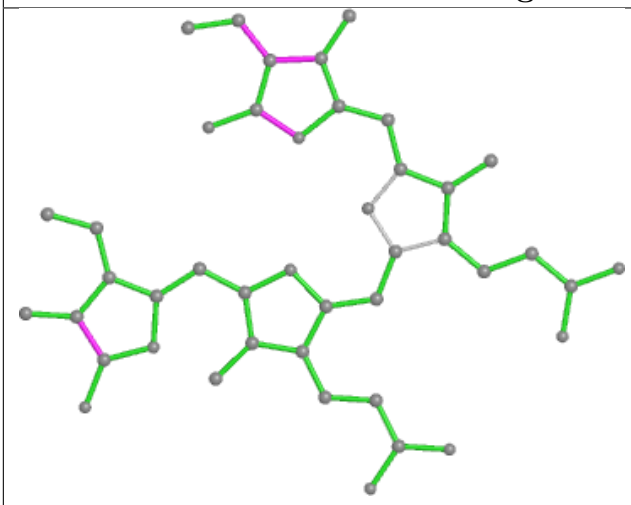

Bond lengths

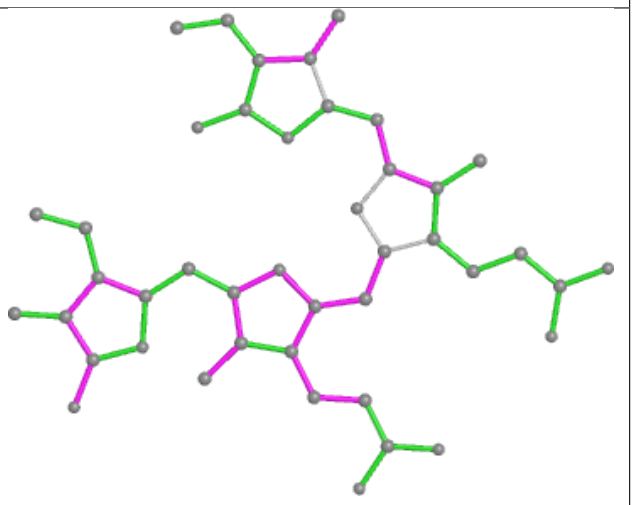

Bond angles

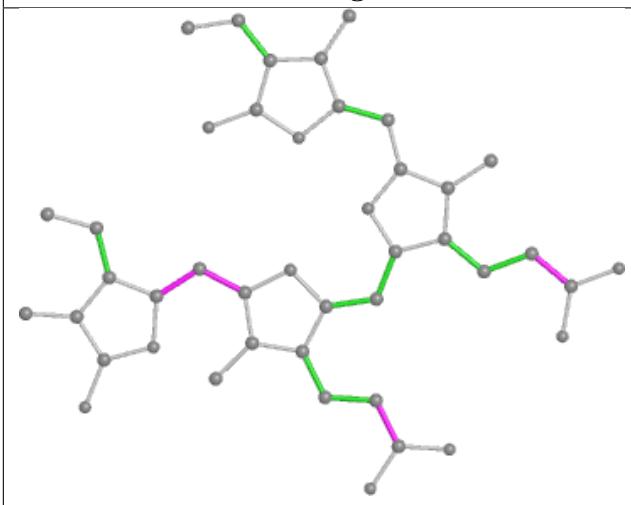

Torsions

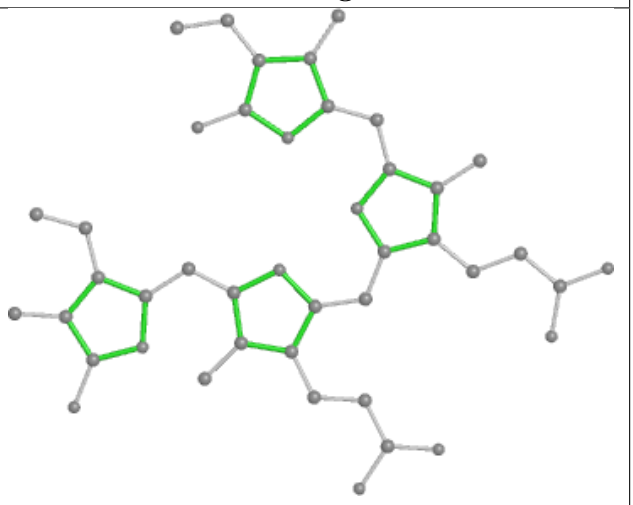

Rings

Ligand PEB eu 202

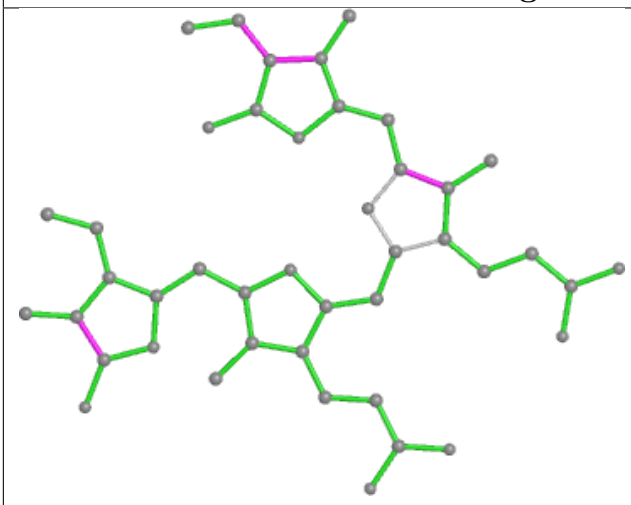

Bond lengths

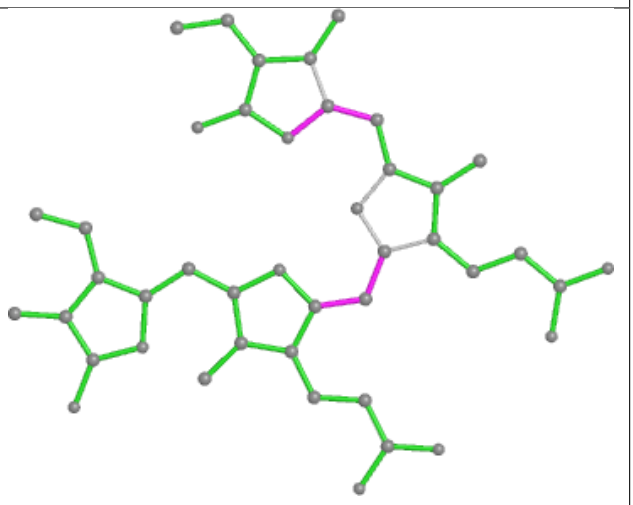

Bond angles

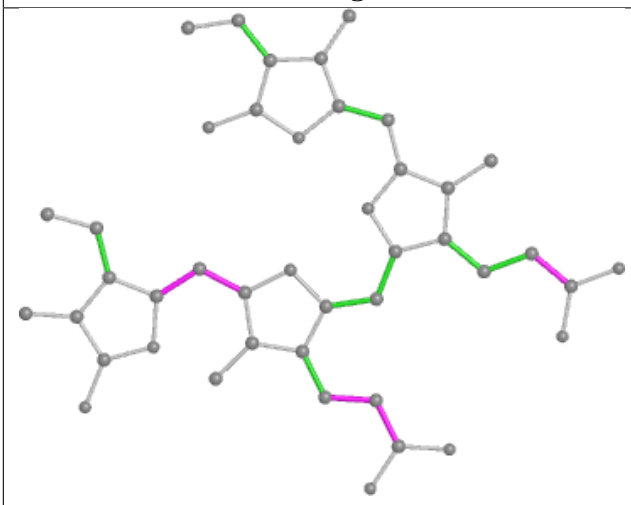

Torsions

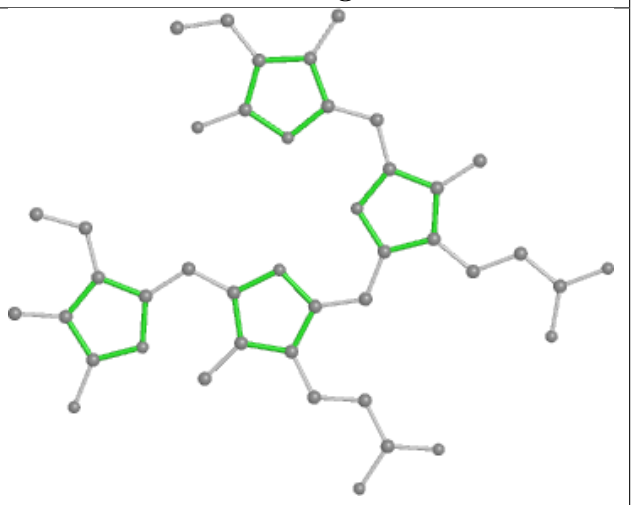

Rings

Ligand PEB s8 201

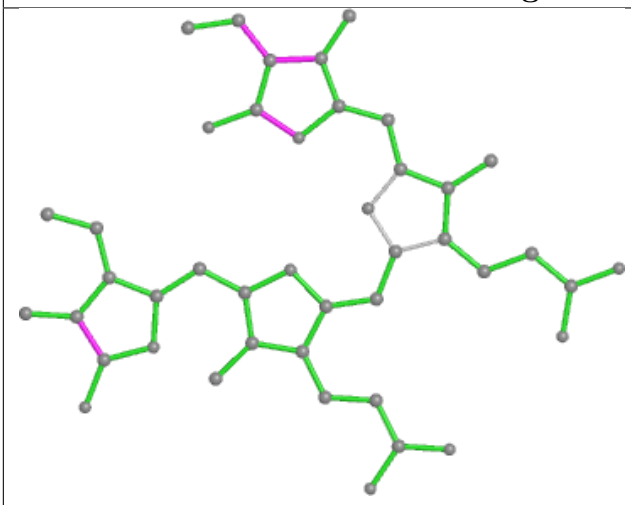

Bond lengths

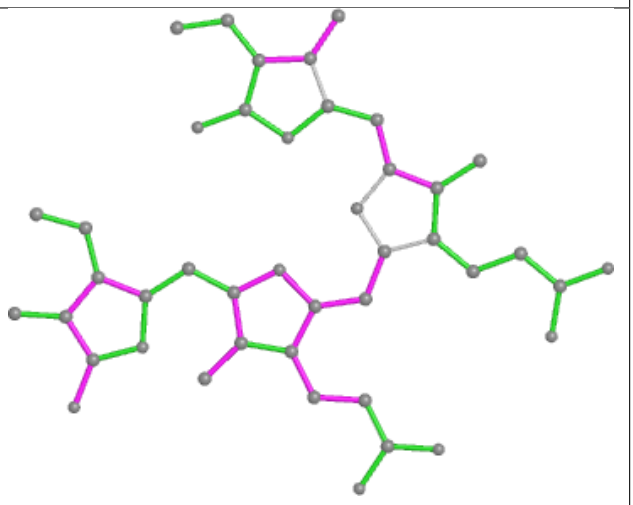

Bond angles

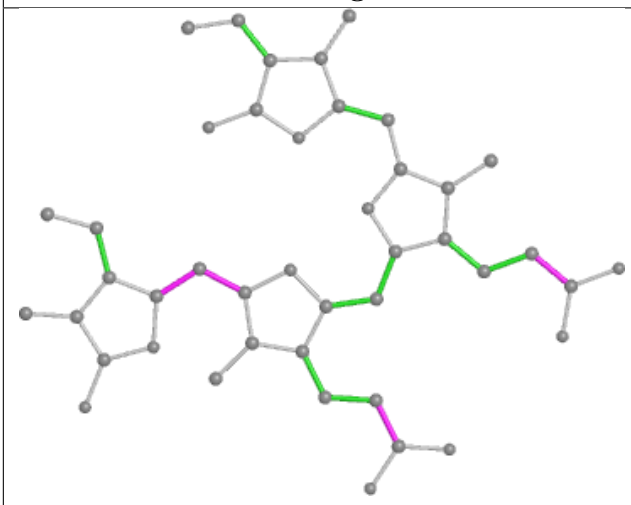

Torsions

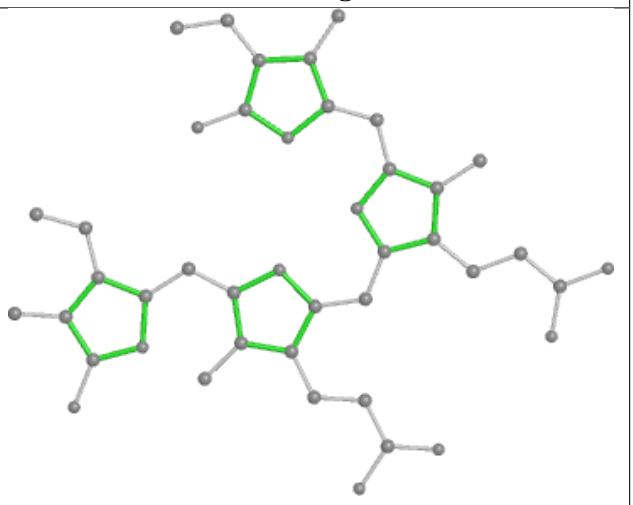

Rings

Ligand PEB gz 302

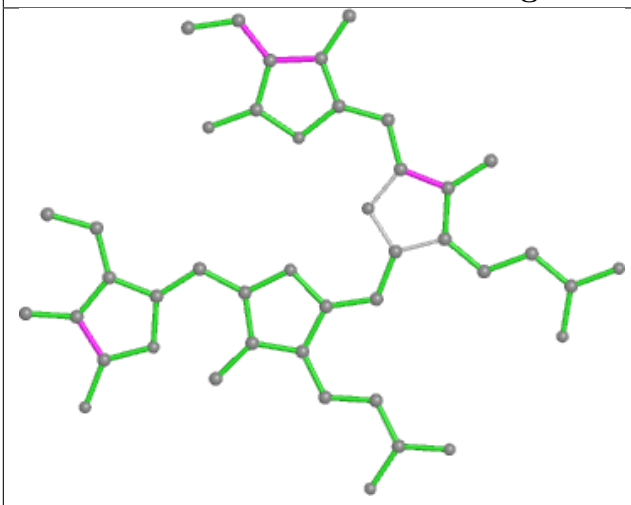

Bond lengths

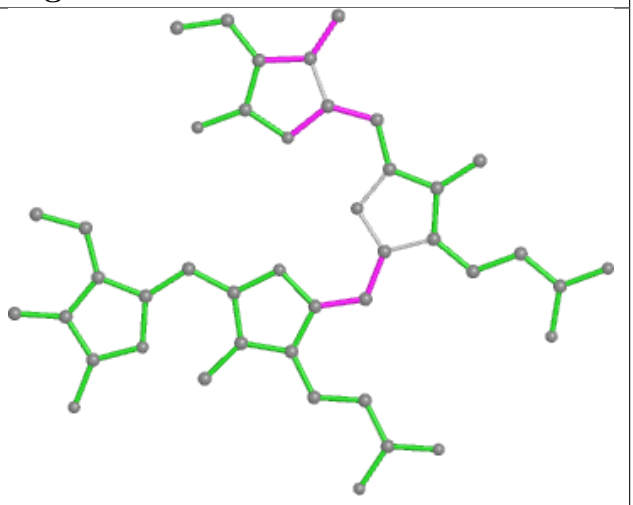

Bond angles

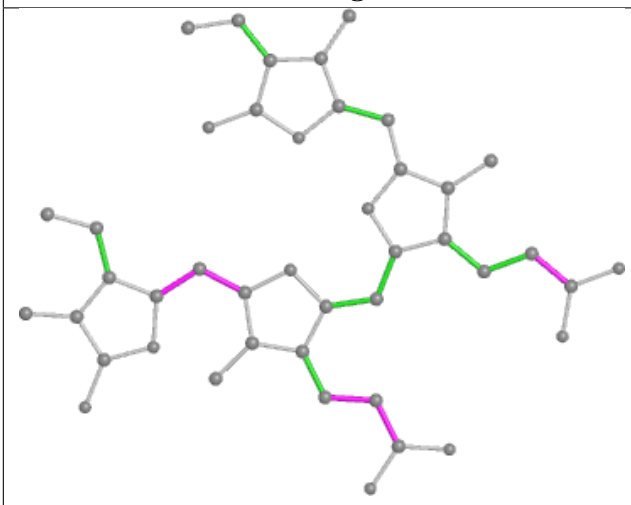

Torsions

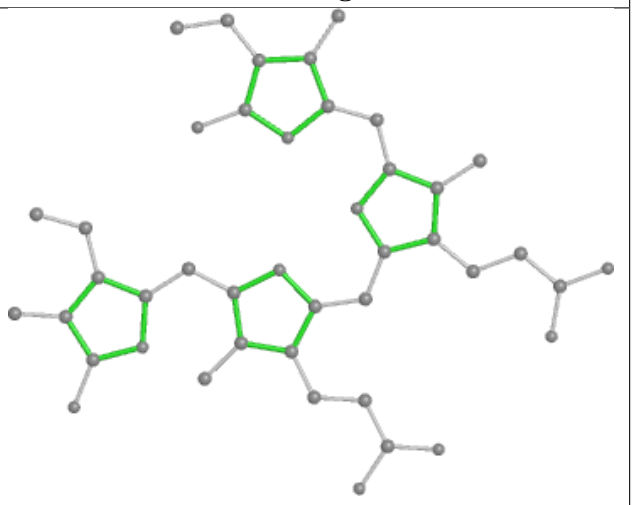

Rings

Ligand PEB v9 201

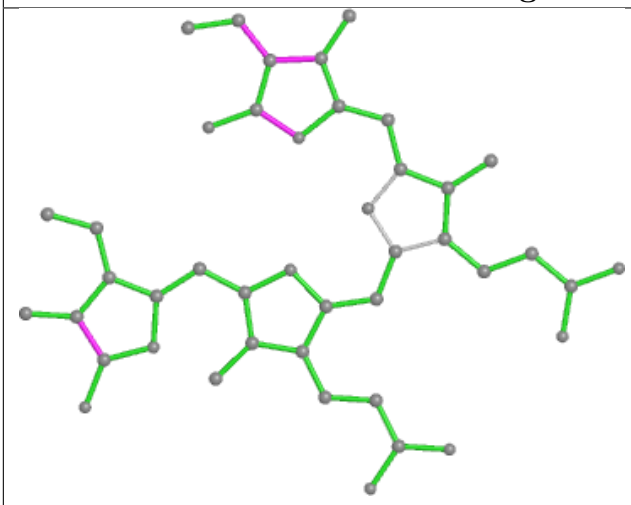

Bond lengths

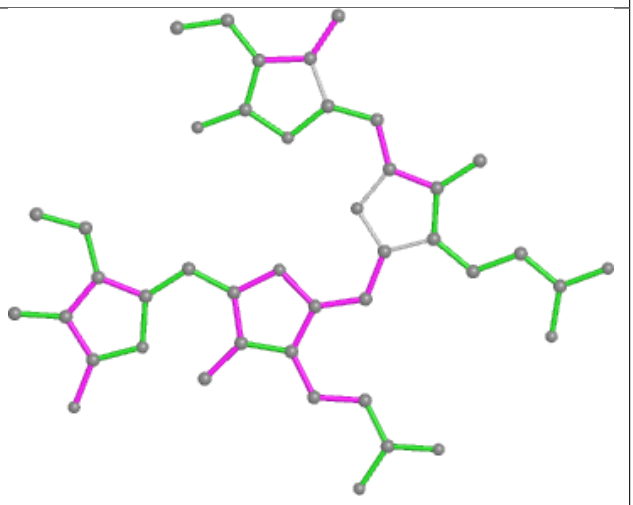

Bond angles

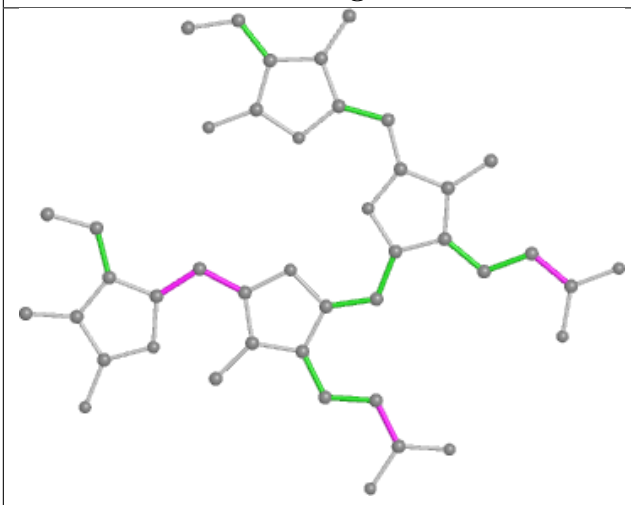

Torsions

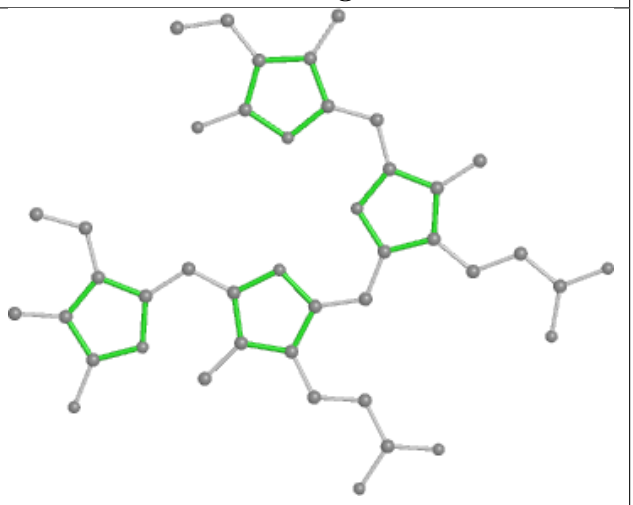

Rings

Ligand PEB w8 201

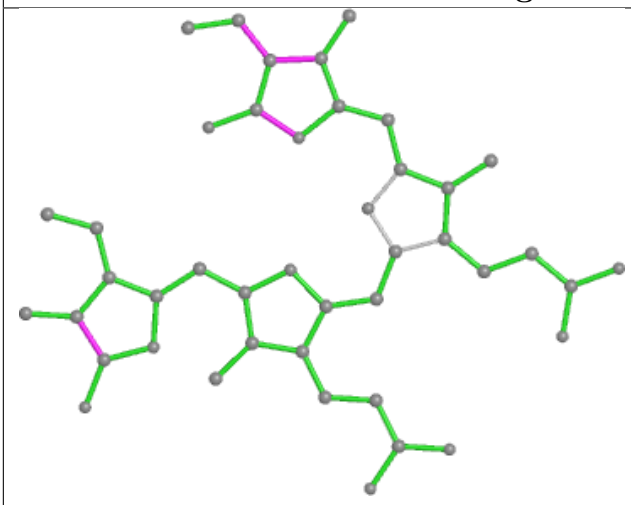

Bond lengths

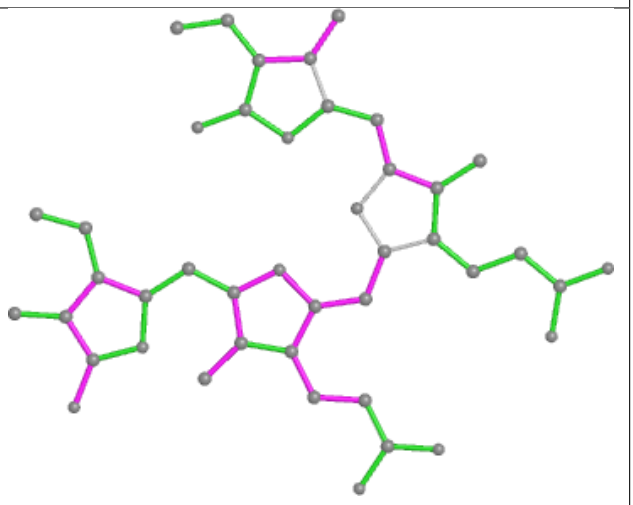

Bond angles

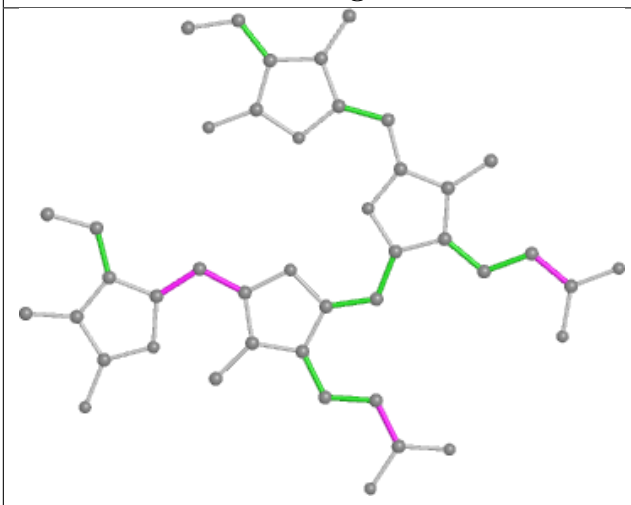

Torsions

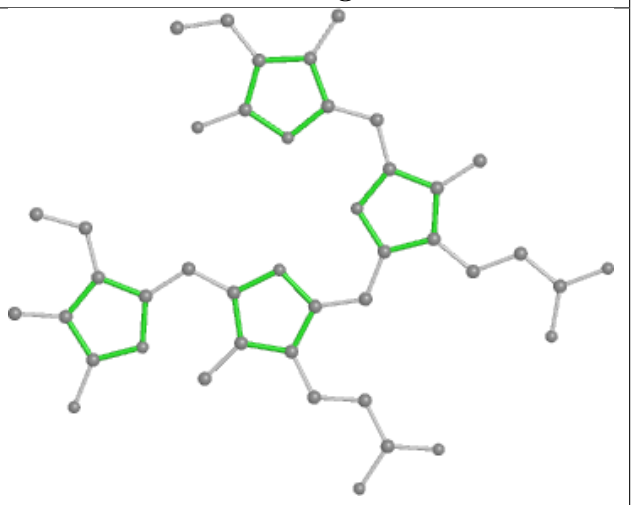

Rings

Ligand PUB at 203

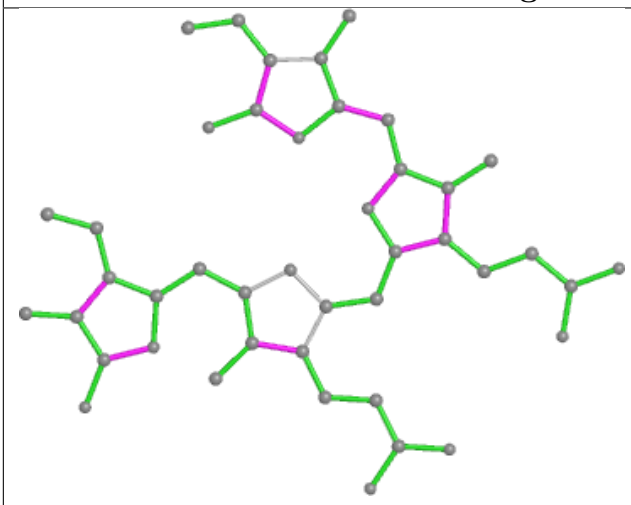

Bond lengths

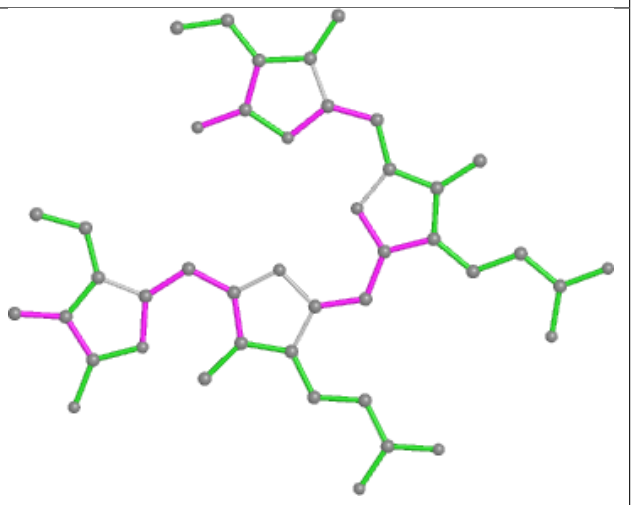

Bond angles

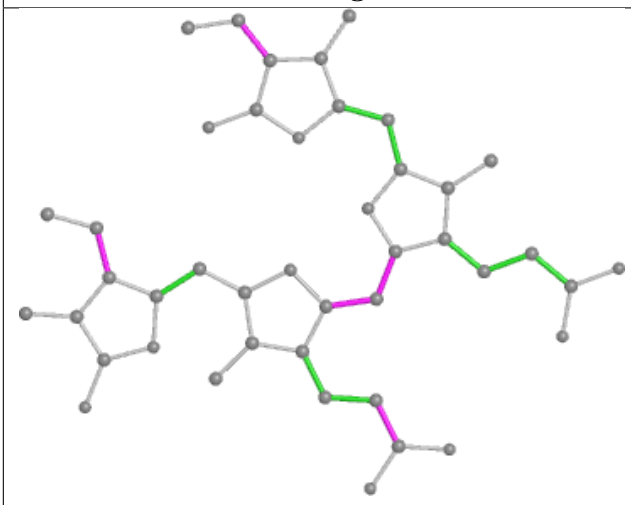

Torsions

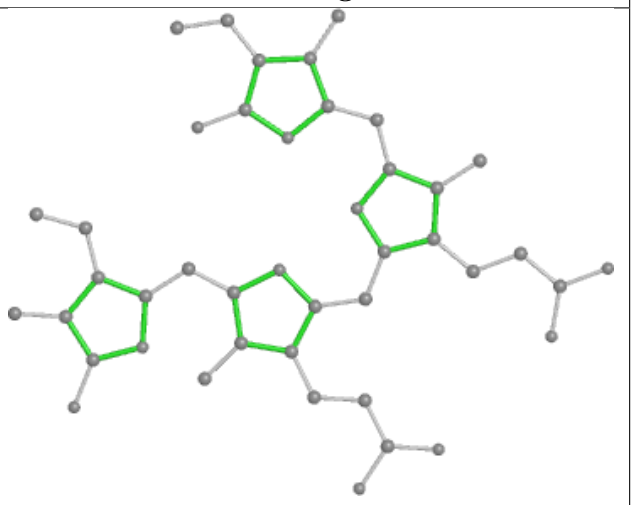

Rings

Ligand PEB az 202

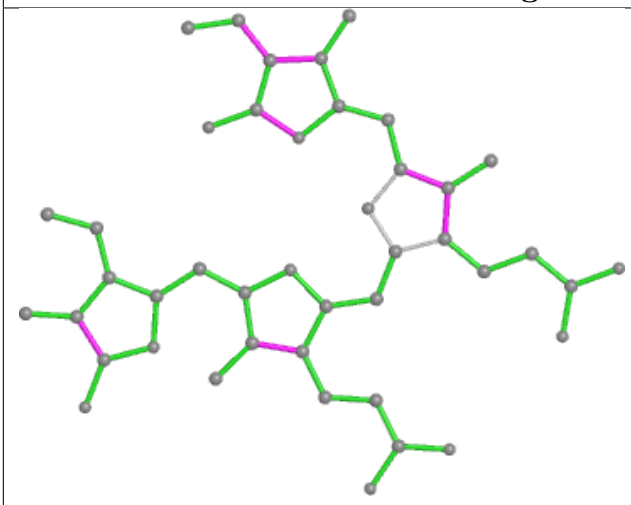

Bond lengths

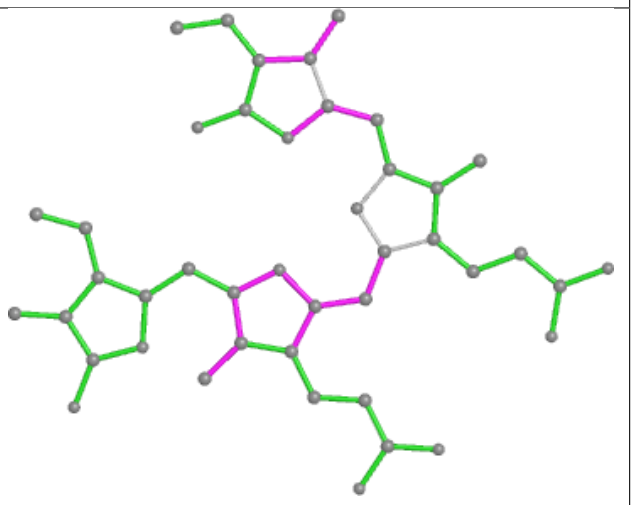

Bond angles

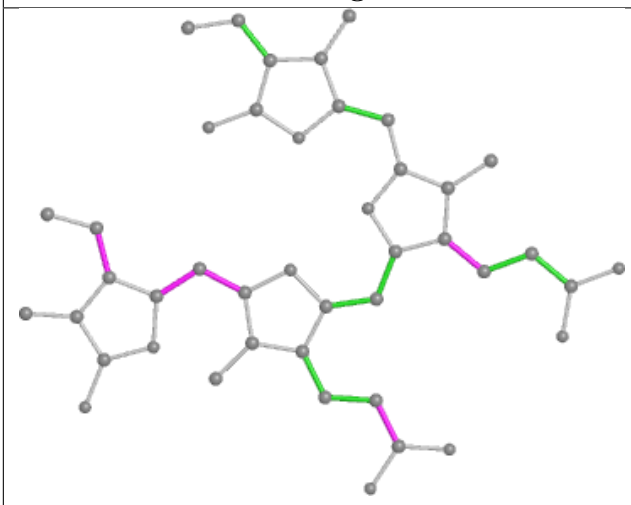

Torsions

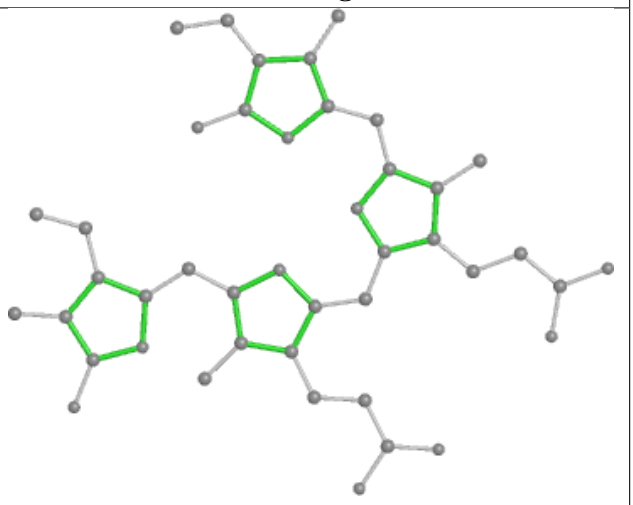

Rings

Ligand PEB bm 1002

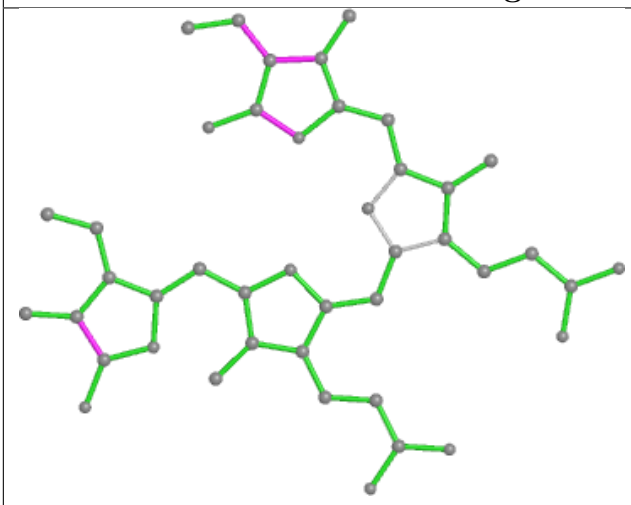

Bond lengths

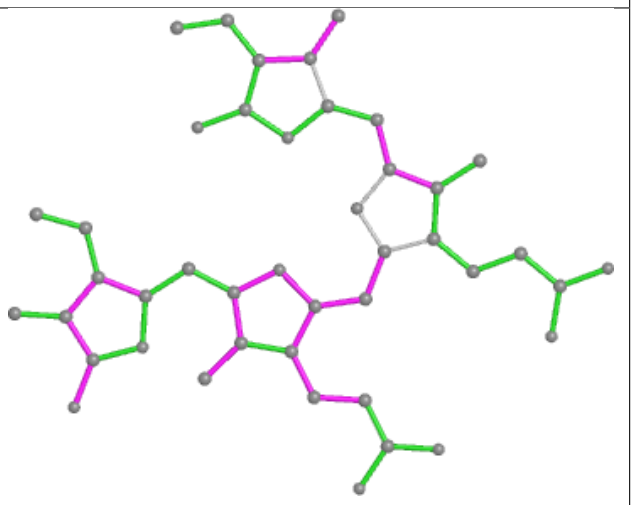

Bond angles

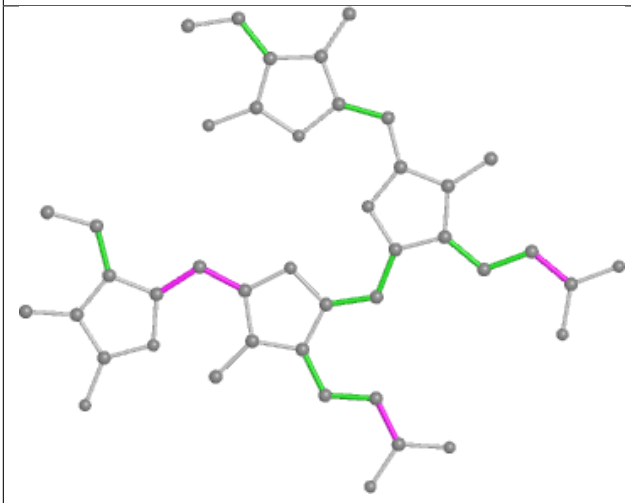

Torsions

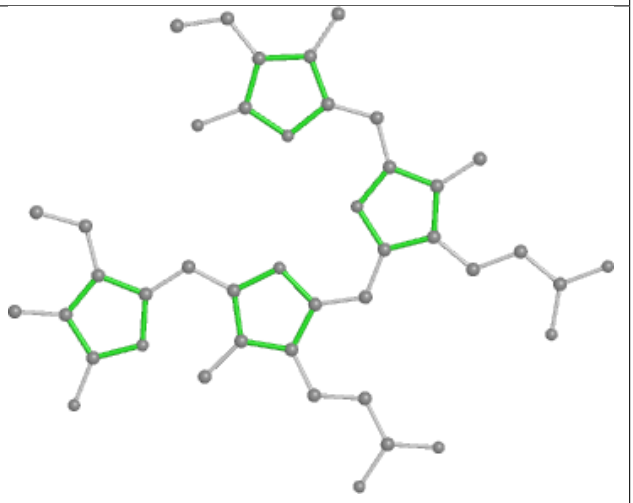

Rings

Ligand CYC Q1 201

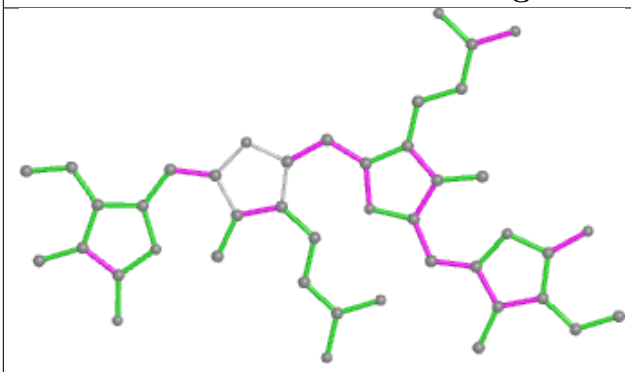

Bond lengths

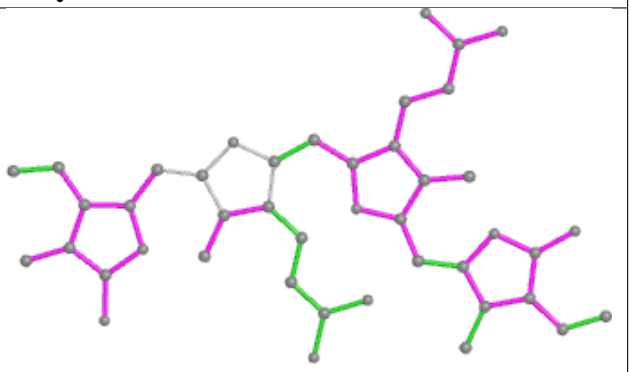

Bond angles

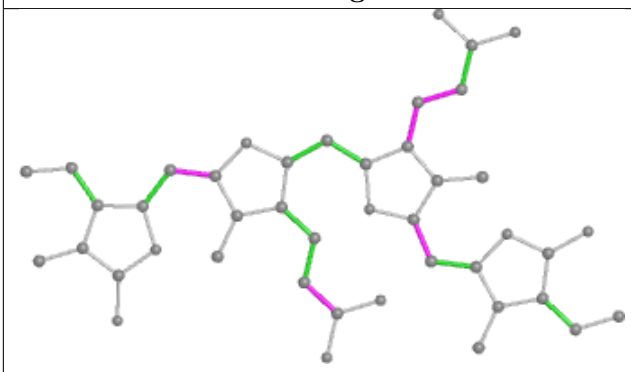

Torsions

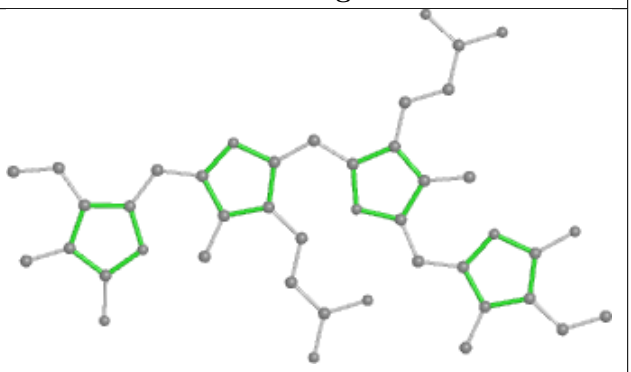

Rings

Ligand PEB gf 202

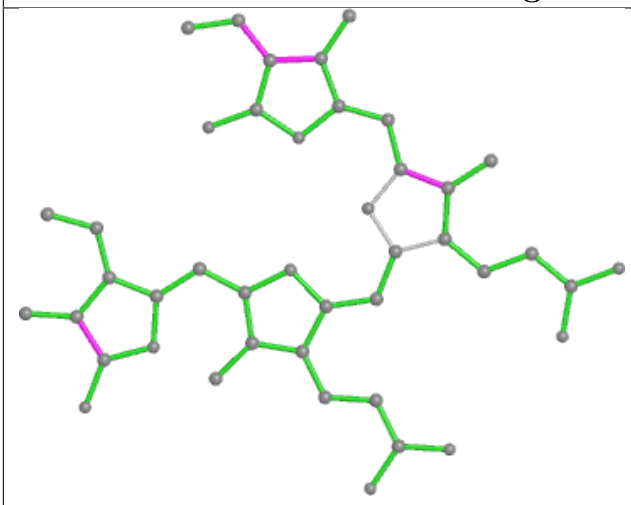

Bond lengths

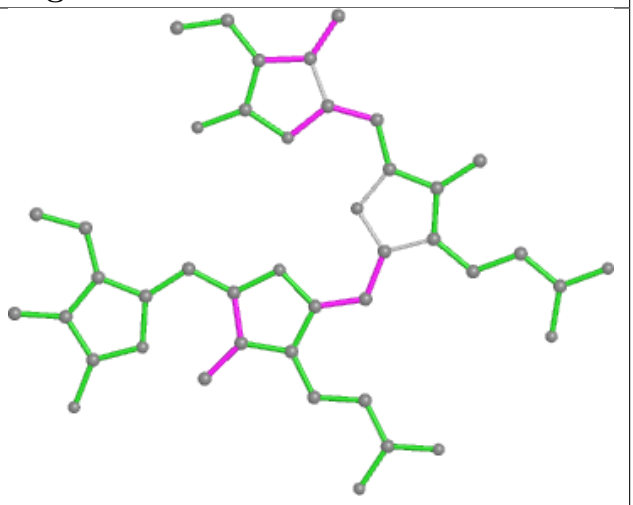

Bond angles

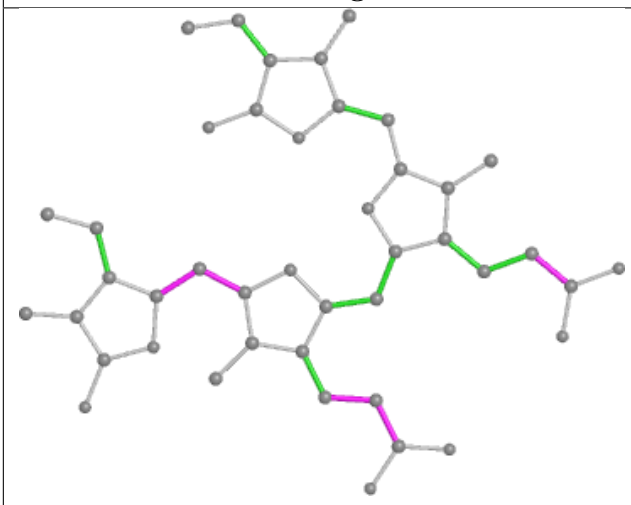

Torsions

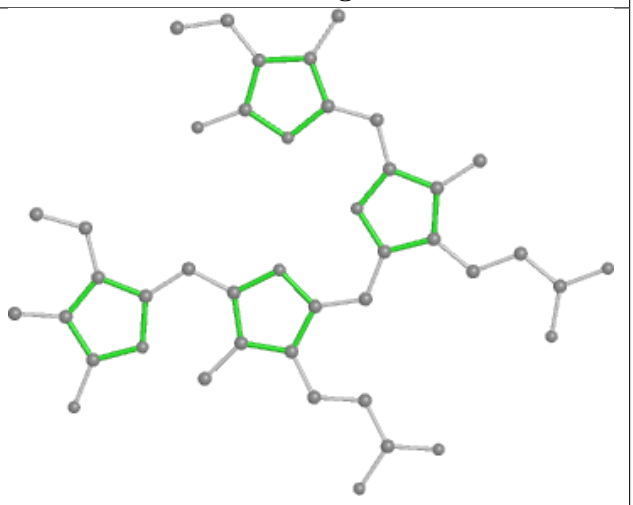

Rings

Ligand PEB K9 1001

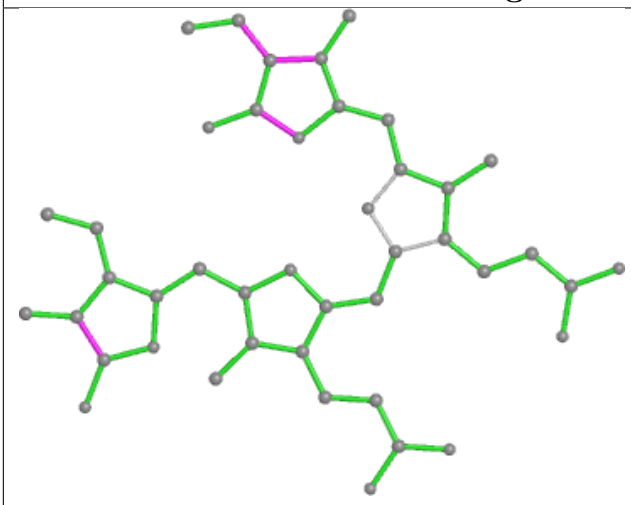

Bond lengths

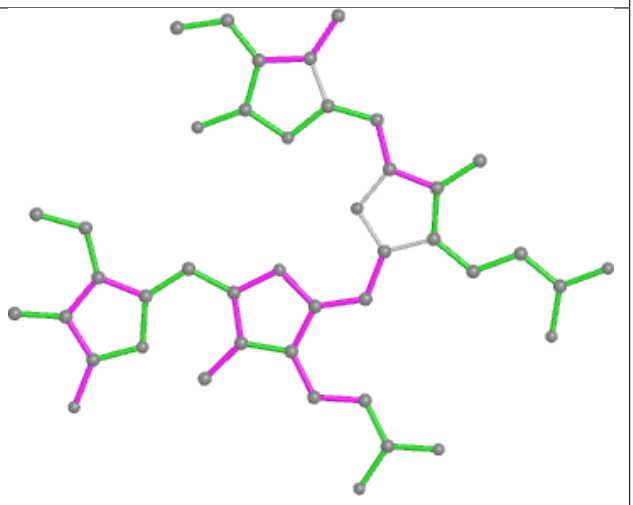

Bond angles

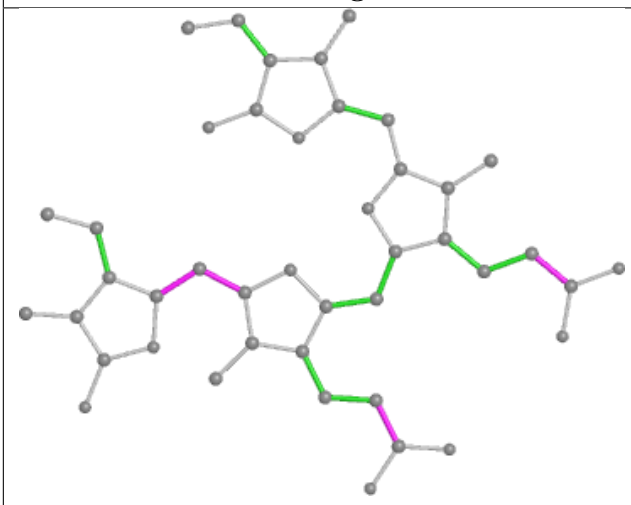

Torsions

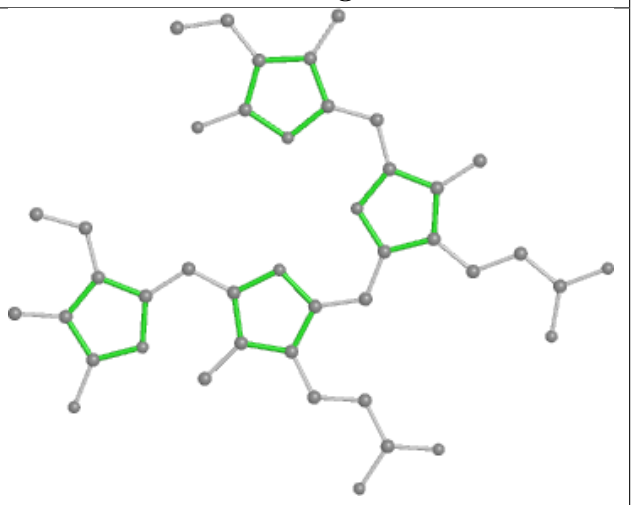

Rings

Ligand PEB m3 202

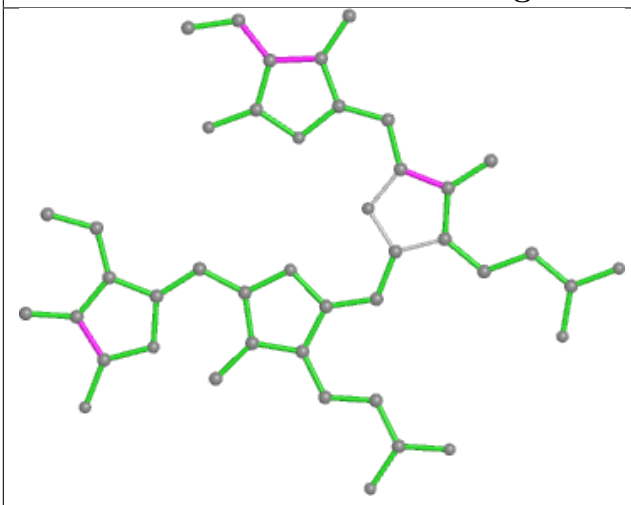

Bond lengths

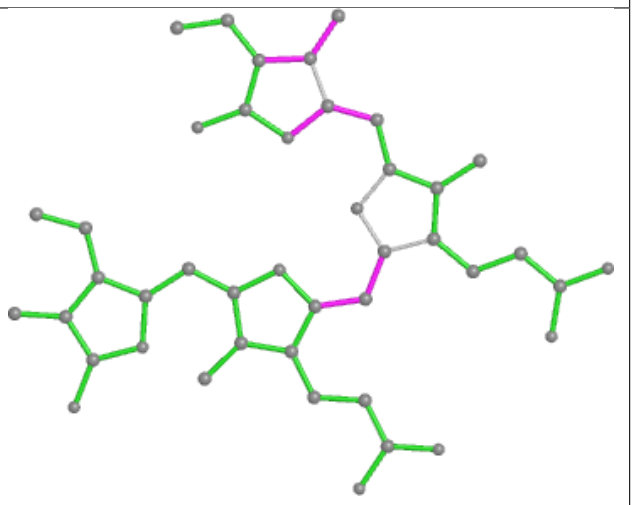

Bond angles

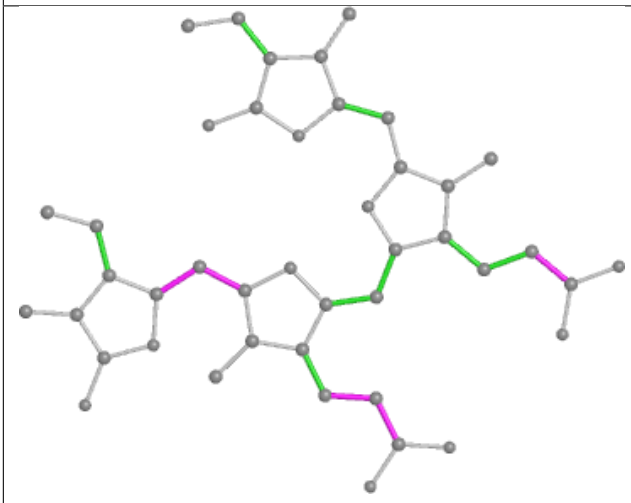

Torsions

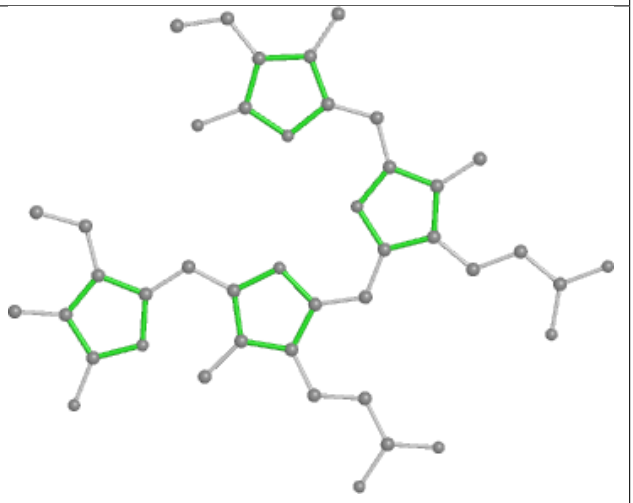

Rings

Ligand PEB v7 201

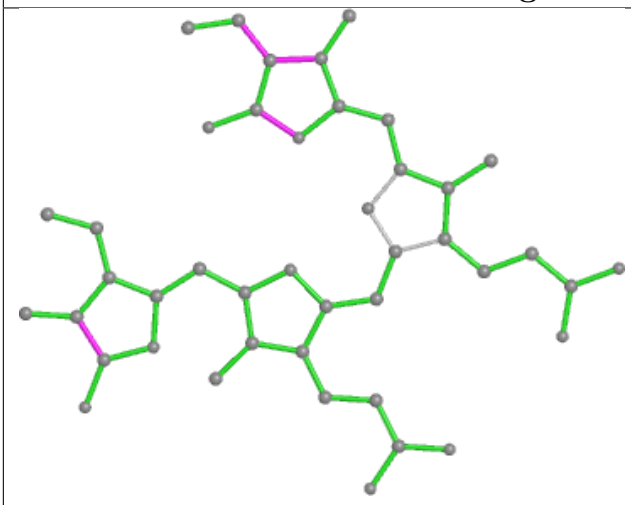

Bond lengths

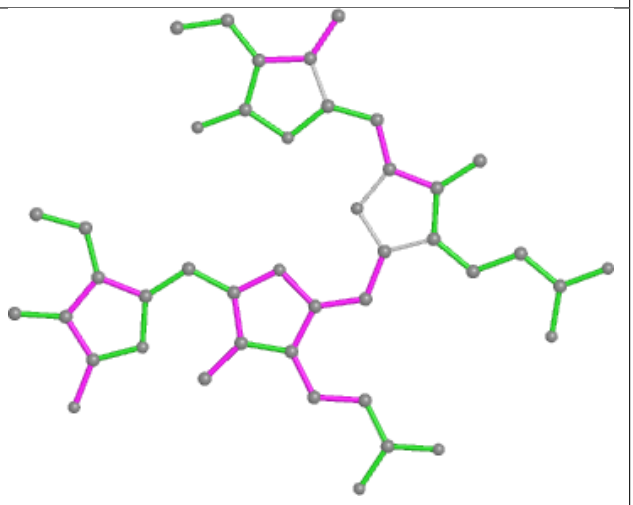

Bond angles

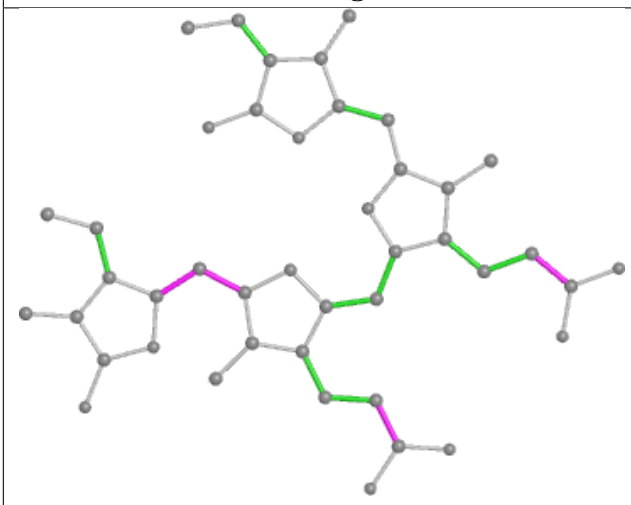

Torsions

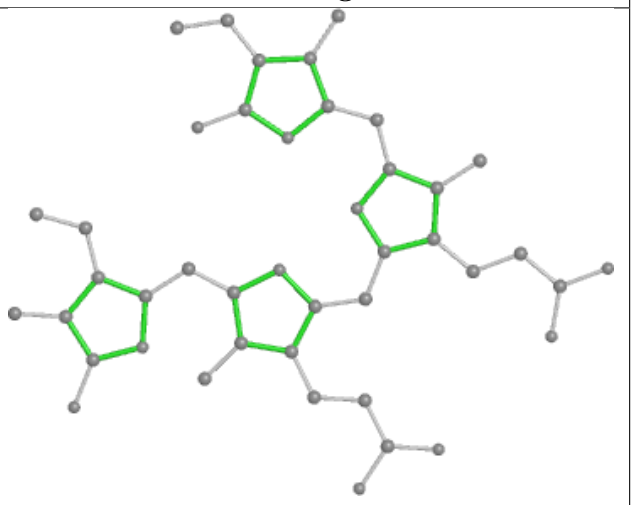

Rings

Ligand PEB eI 202

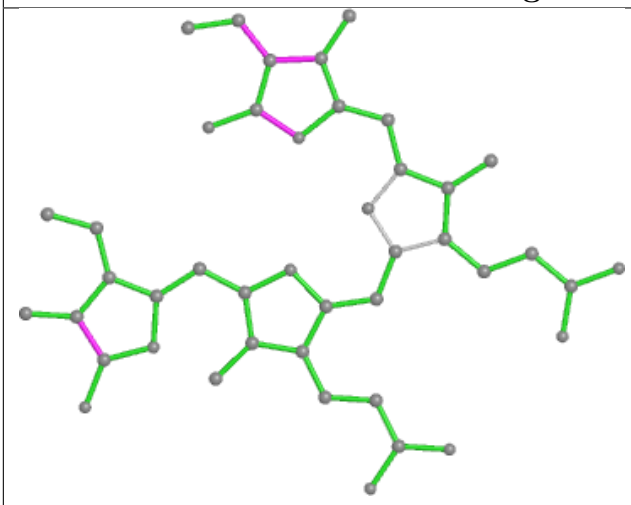

Bond lengths

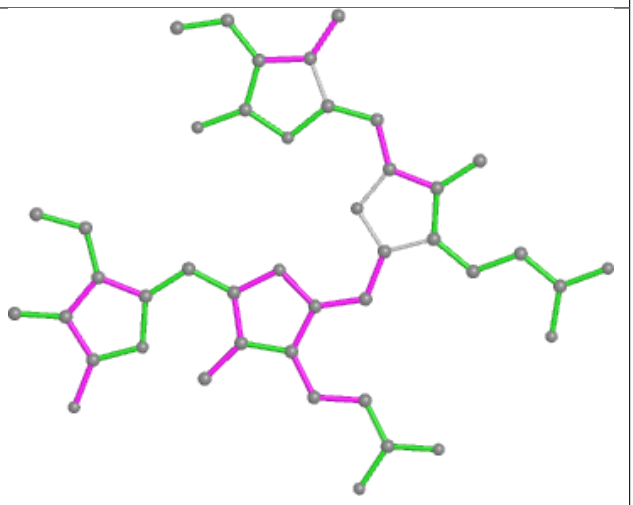

Bond angles

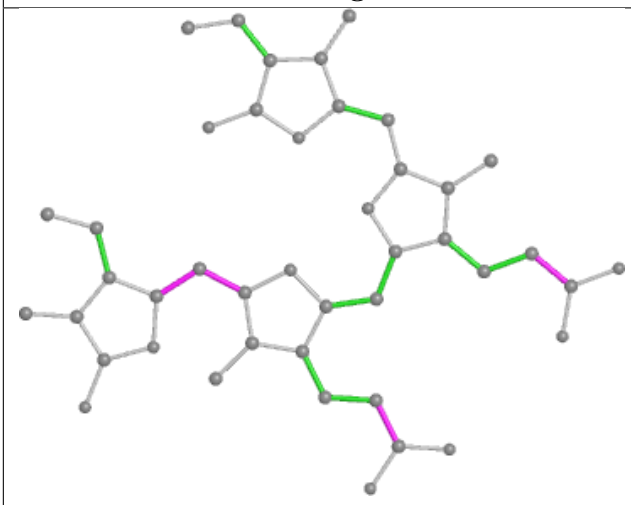

Torsions

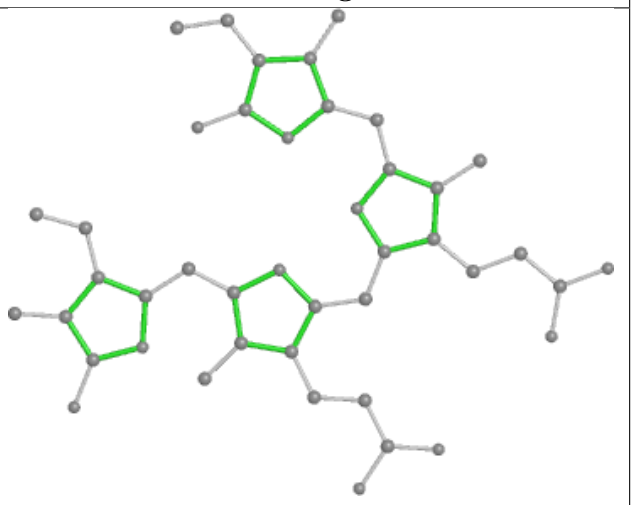

Rings

Ligand PEB cd 202

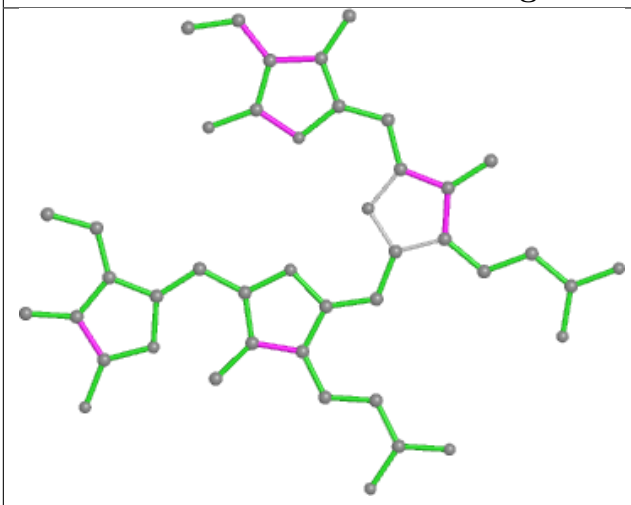

Bond lengths

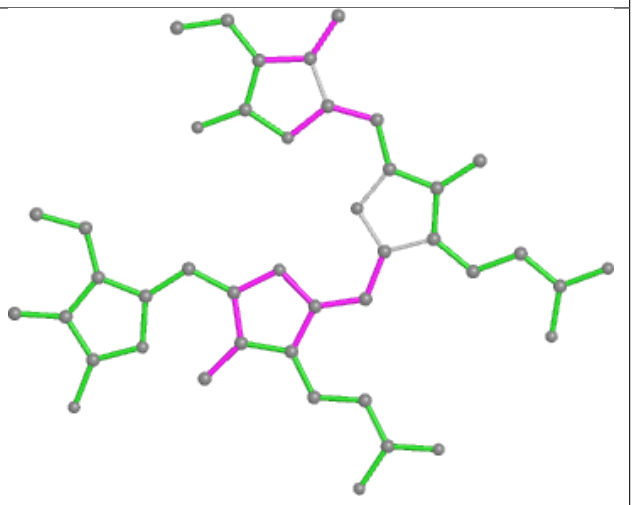

Bond angles

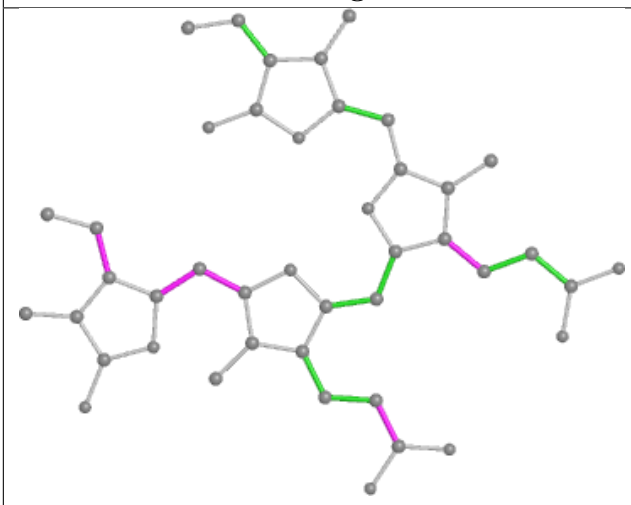

Torsions

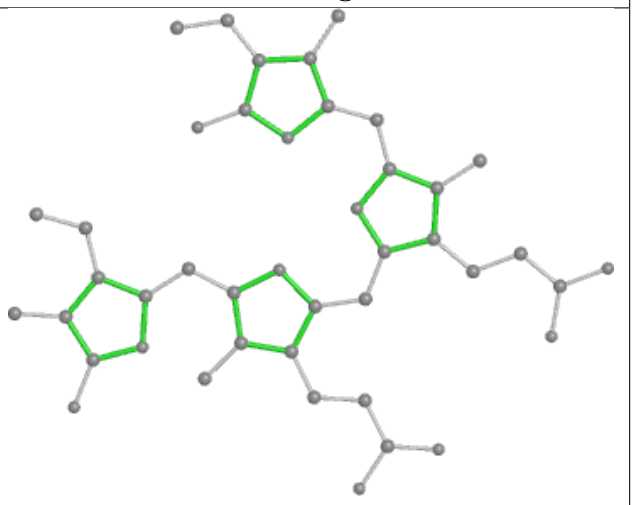

Rings

Ligand PEB dK 202

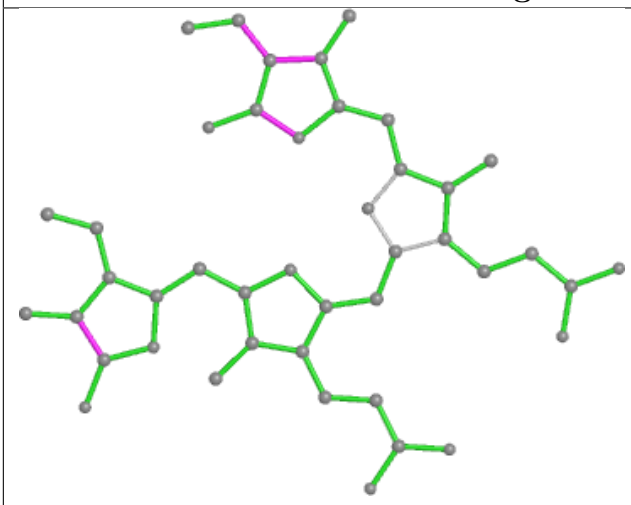

Bond lengths

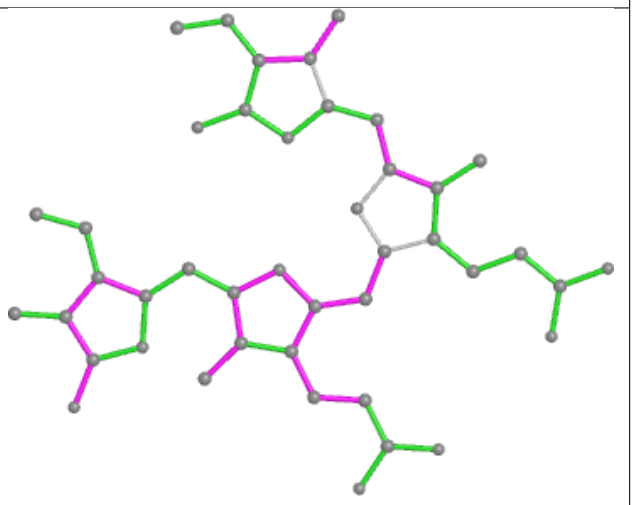

Bond angles

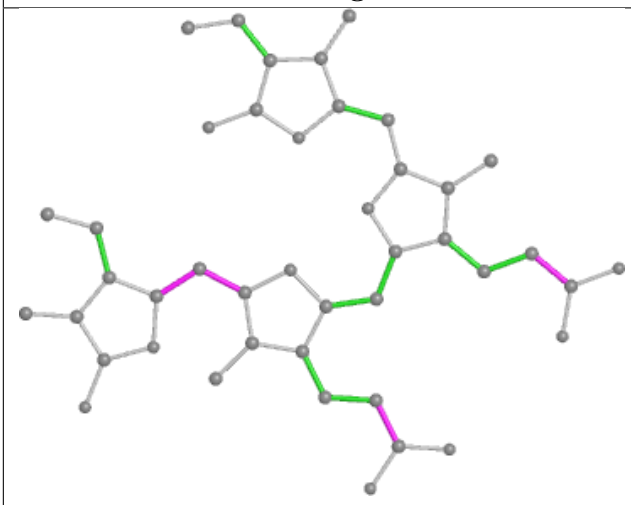

Torsions

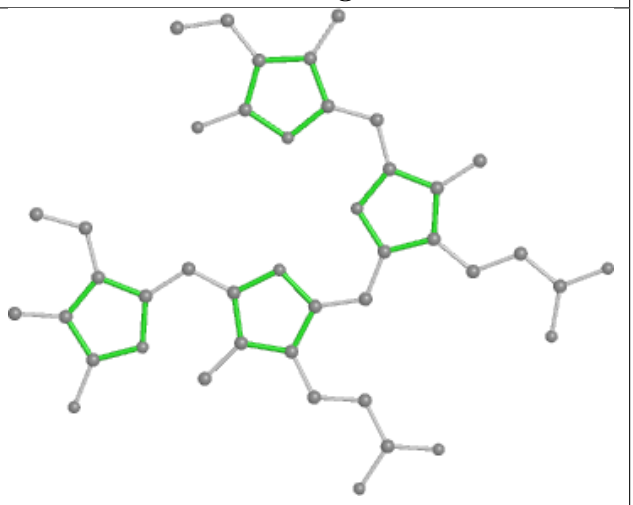

Rings

Ligand PEB lc 201

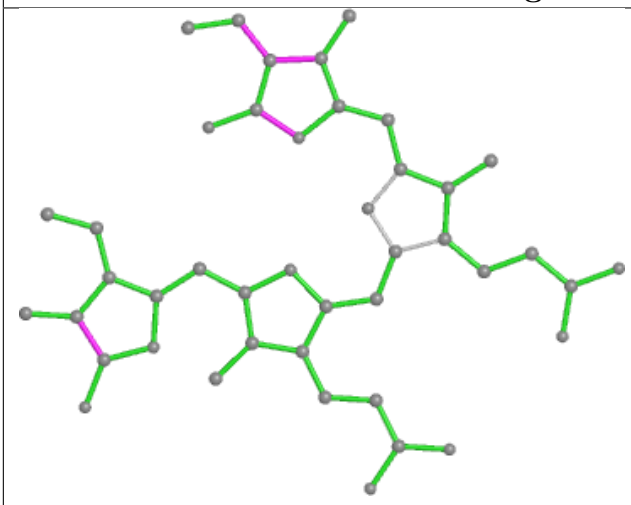

Bond lengths

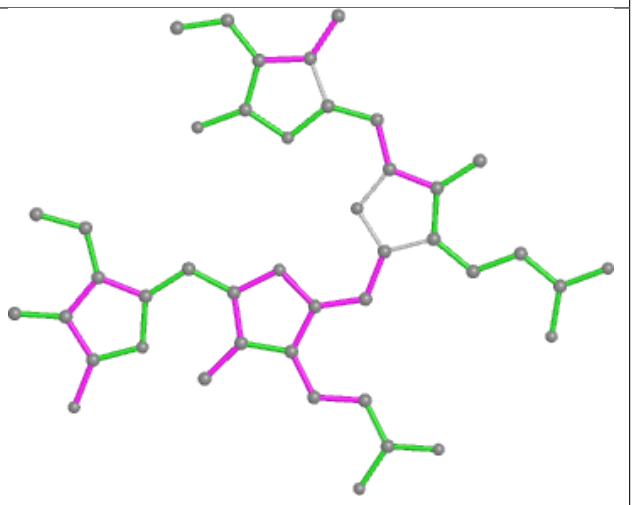

Bond angles

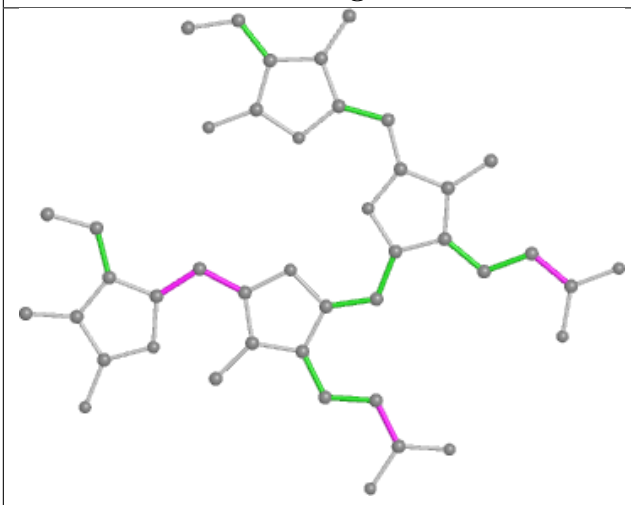

Torsions

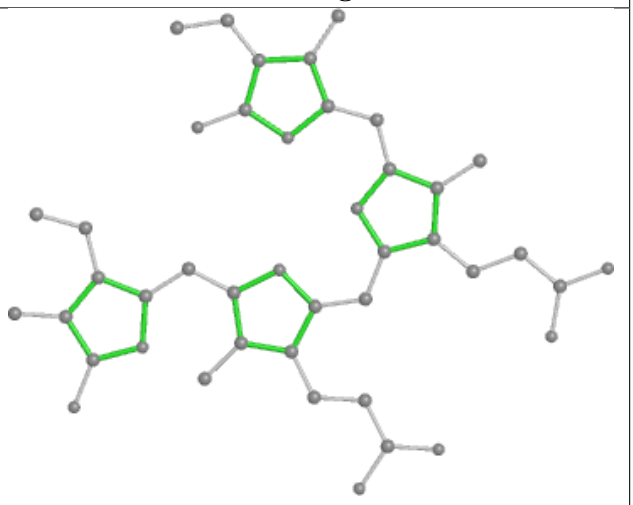

Rings

Ligand PEB hQ 201

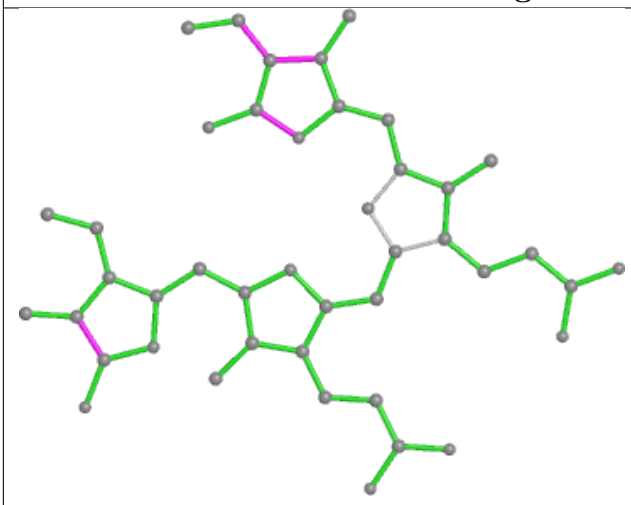

Bond lengths

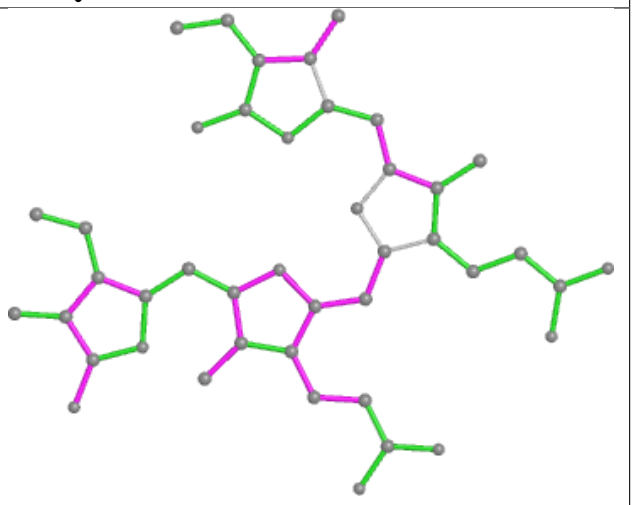

Bond angles

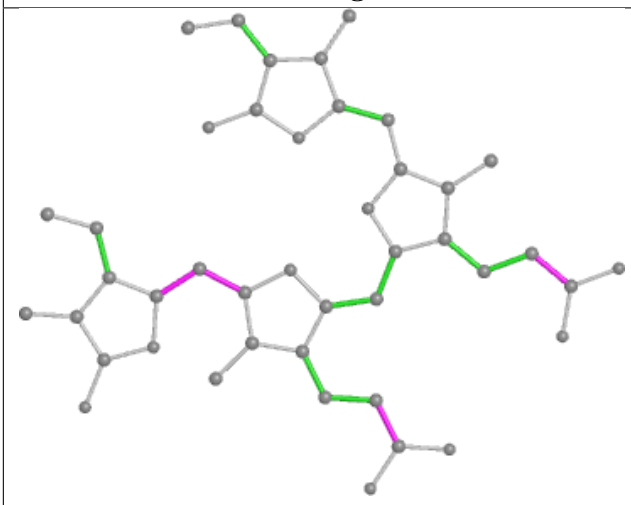

Torsions

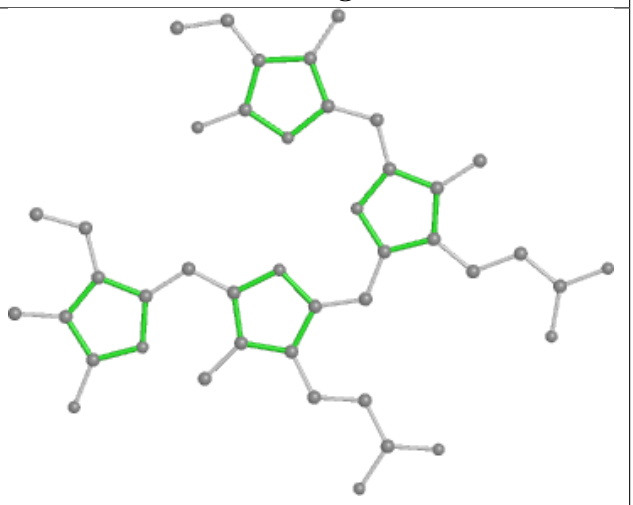

Rings

Ligand PEB cb 201

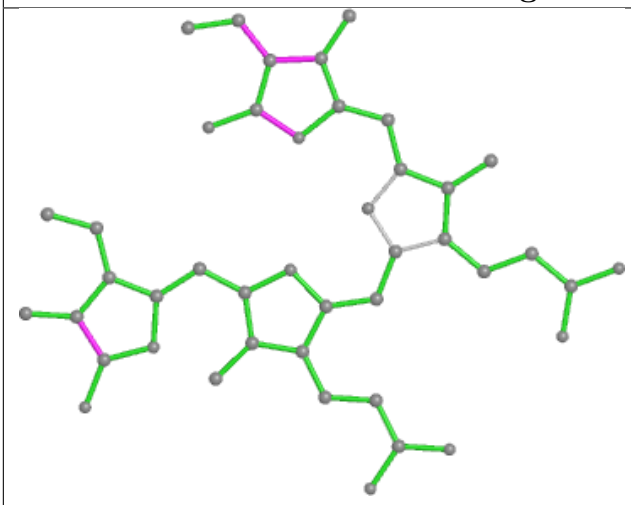

Bond lengths

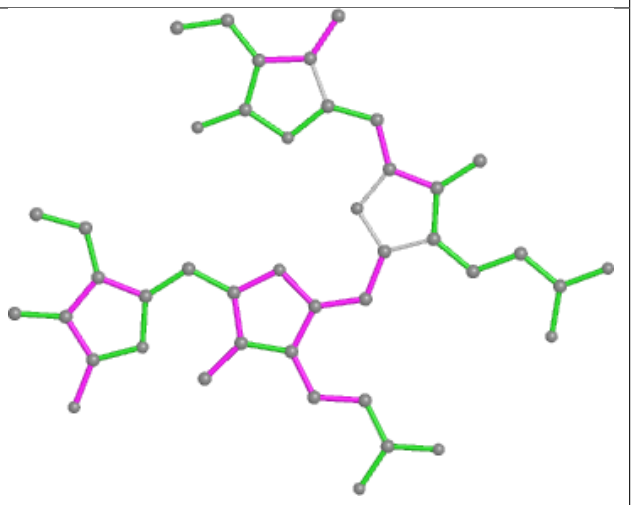

Bond angles

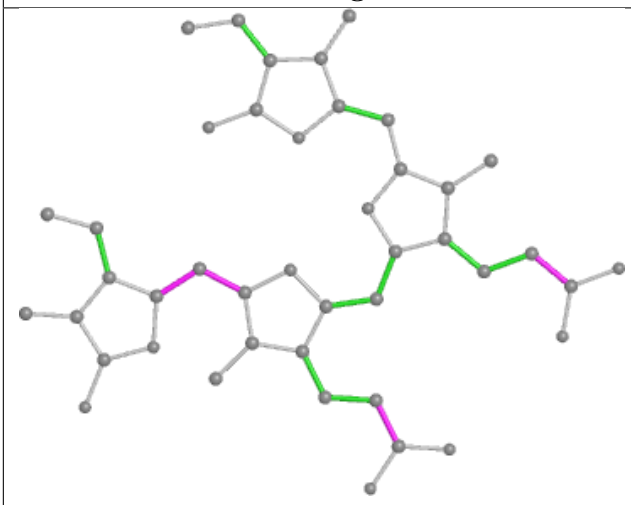

Torsions

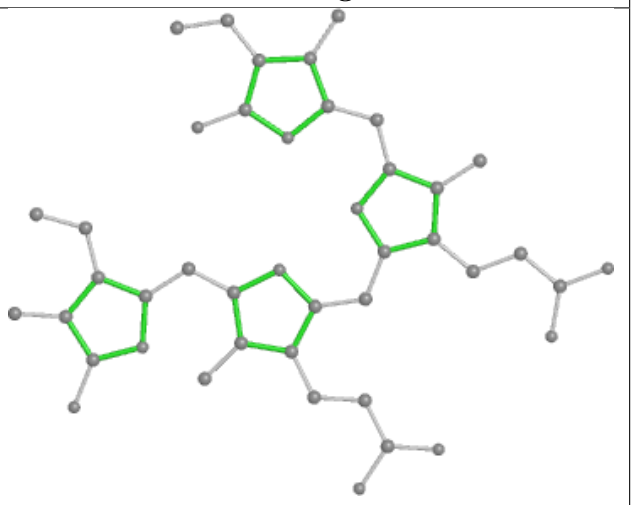

Rings

Ligand PEB eL 202

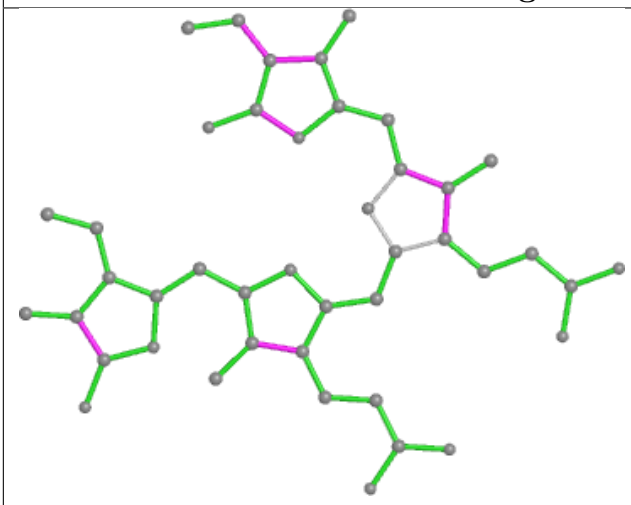

Bond lengths

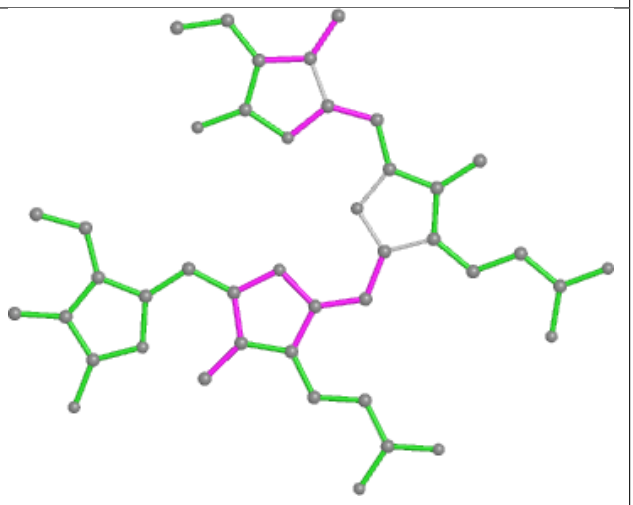

Bond angles

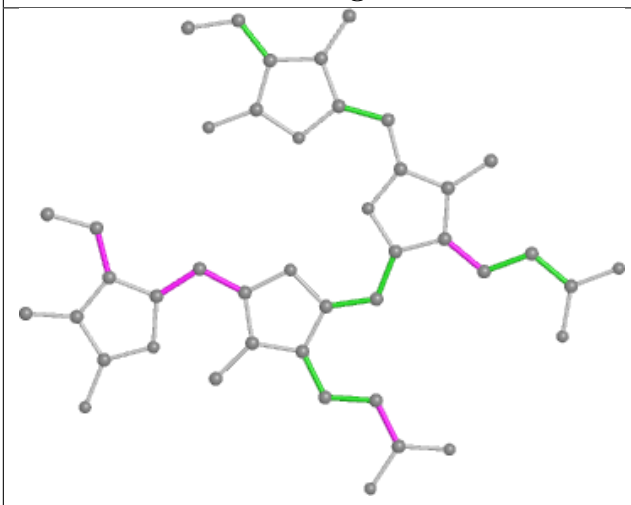

Torsions

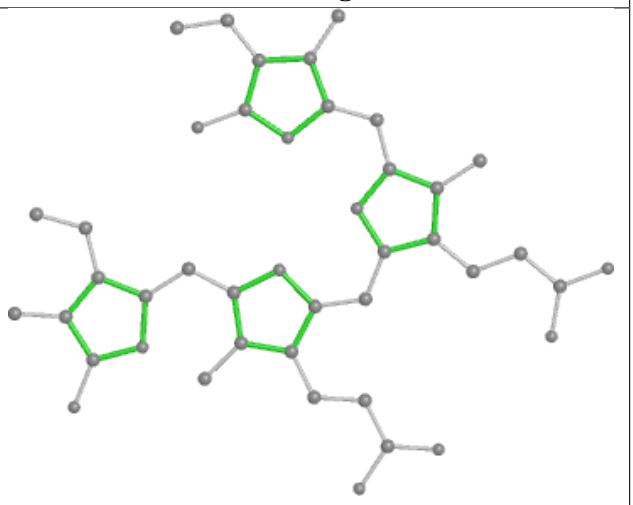

Rings

Ligand PEB dj 201

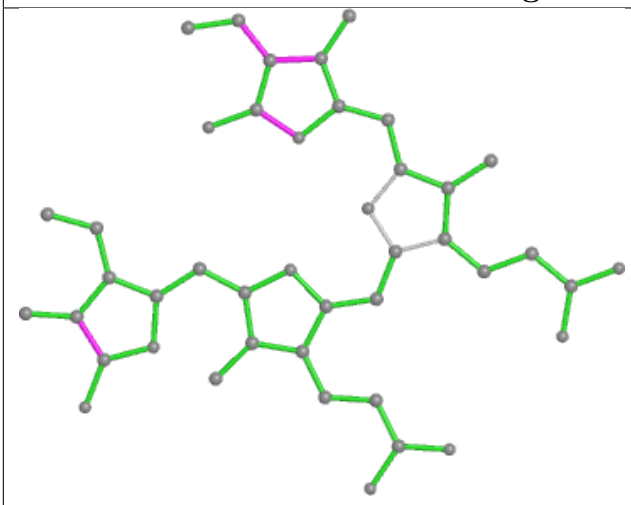

Bond lengths

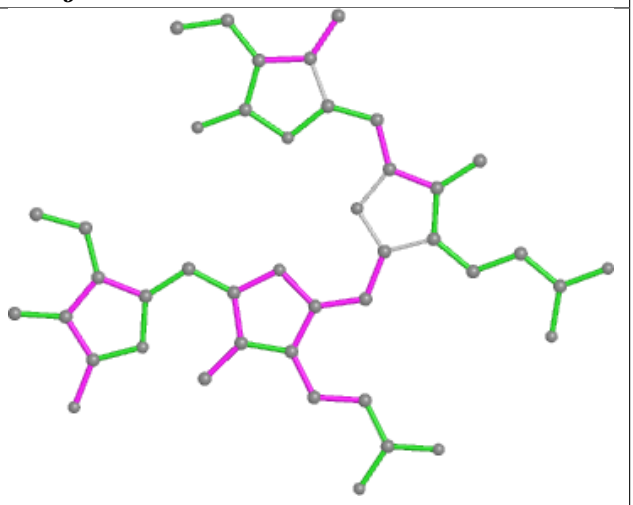

Bond angles

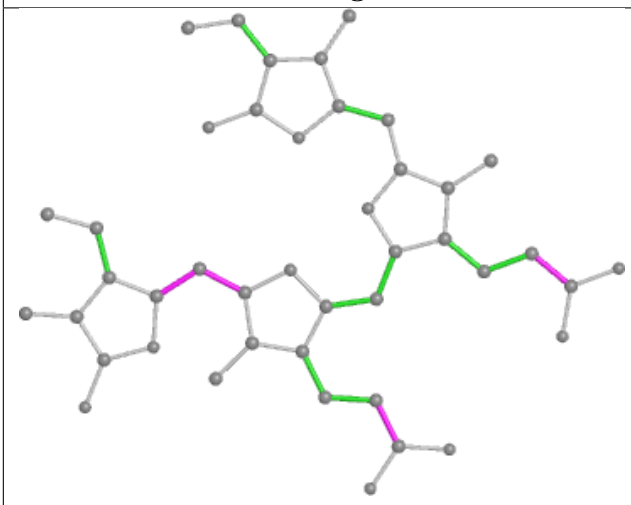

Torsions

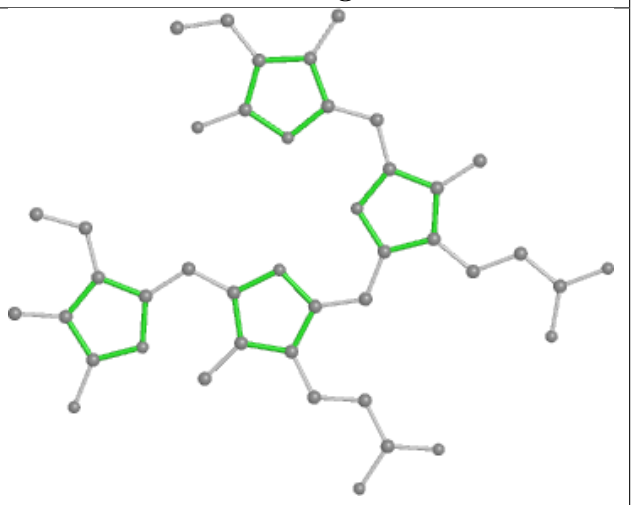

Rings

Ligand PEB s8 202

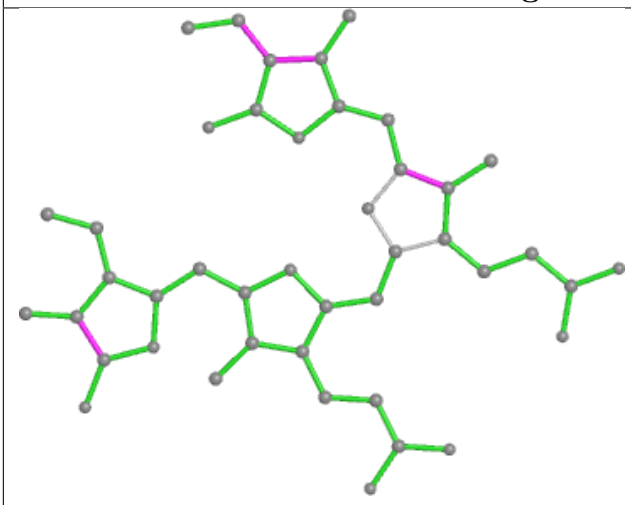

Bond lengths

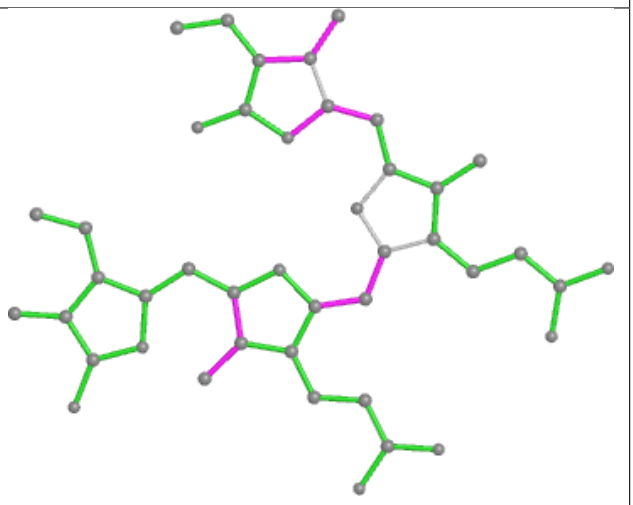

Bond angles

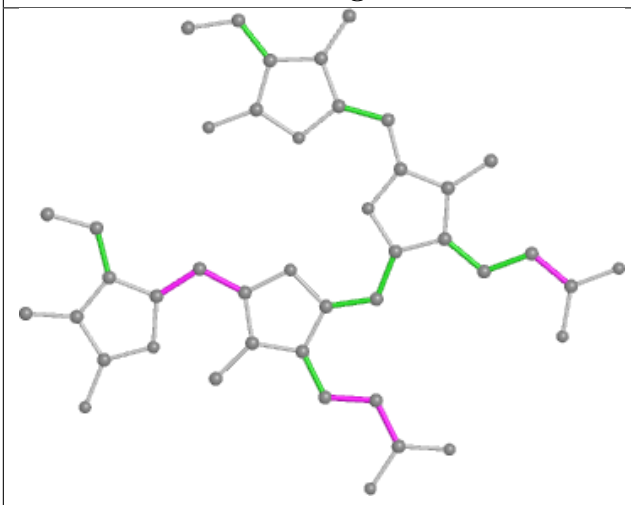

Torsions

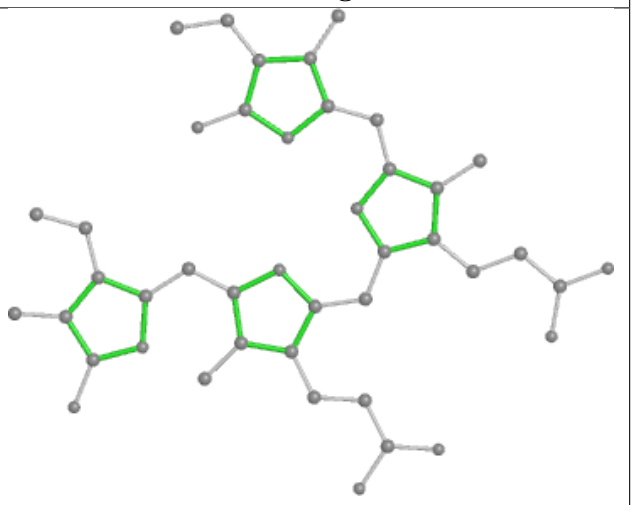

Rings

Ligand PEB N7 201

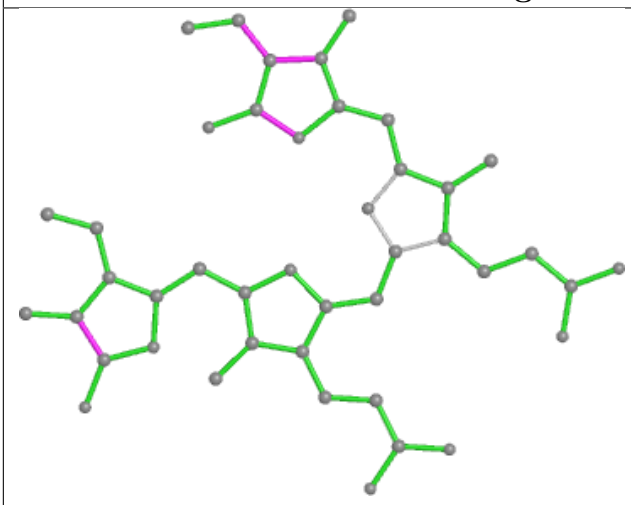

Bond lengths

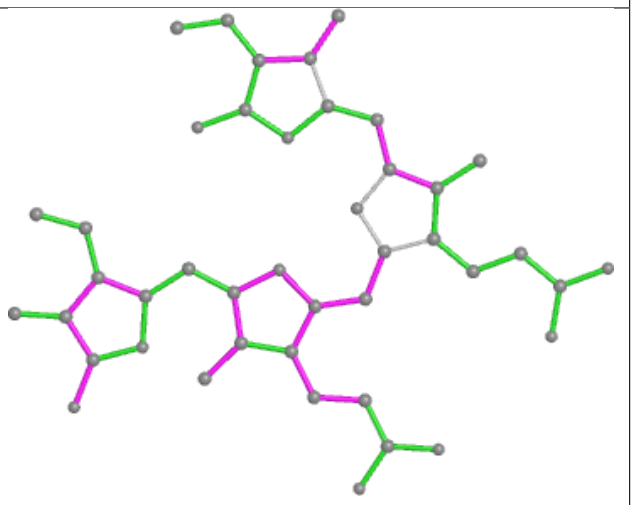

Bond angles

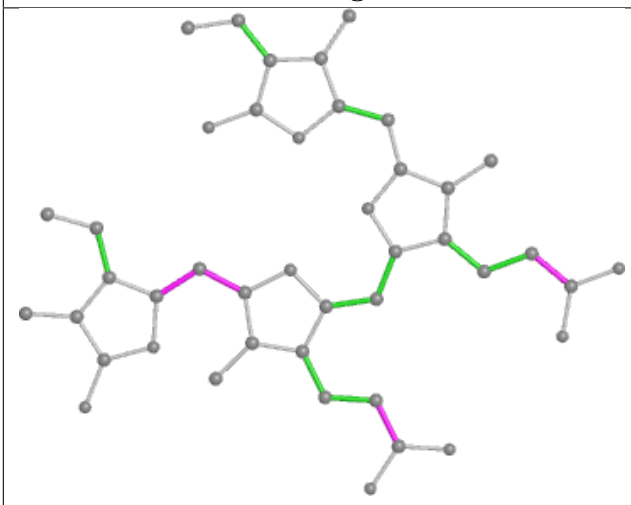

Torsions

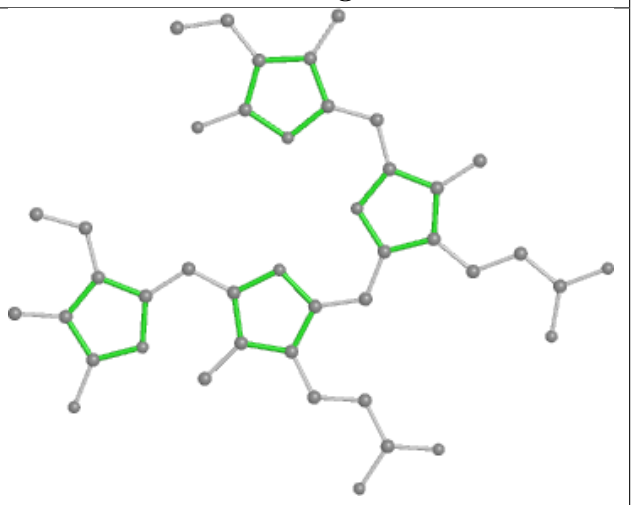

Rings

Ligand PEB hE 1002

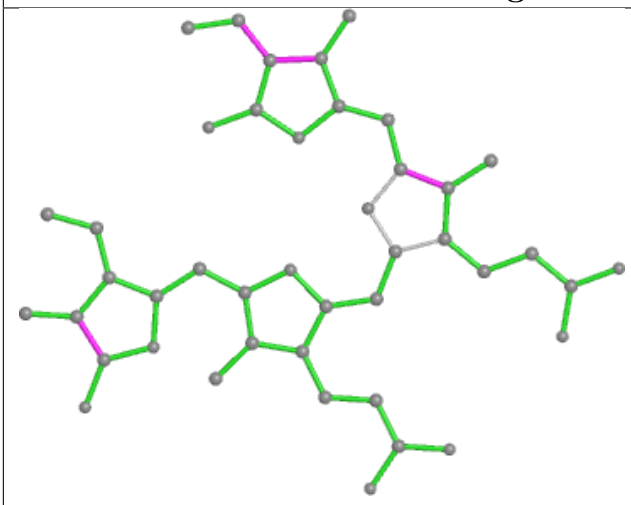

Bond lengths

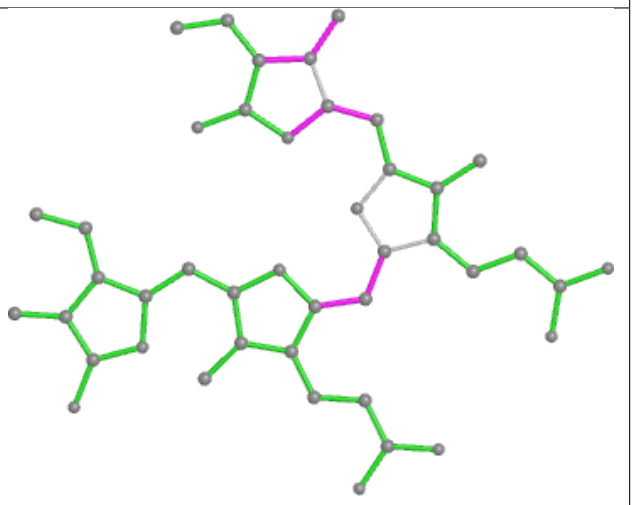

Bond angles

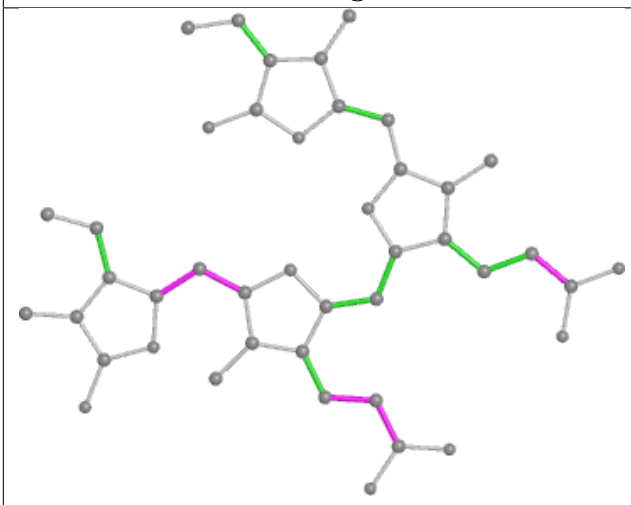

Torsions

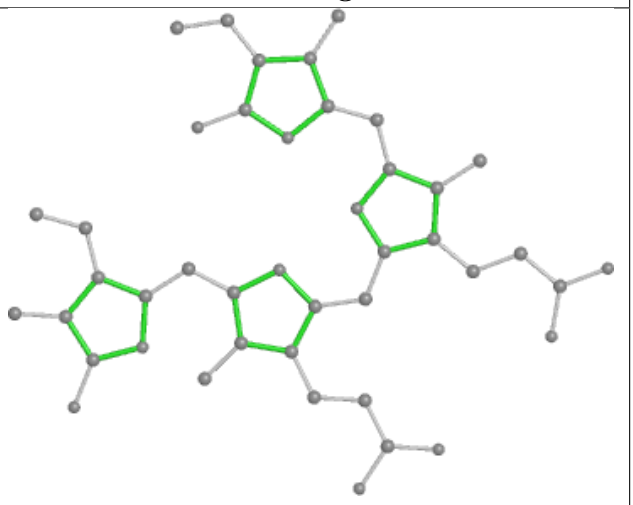

Rings

Ligand PEB I9 201

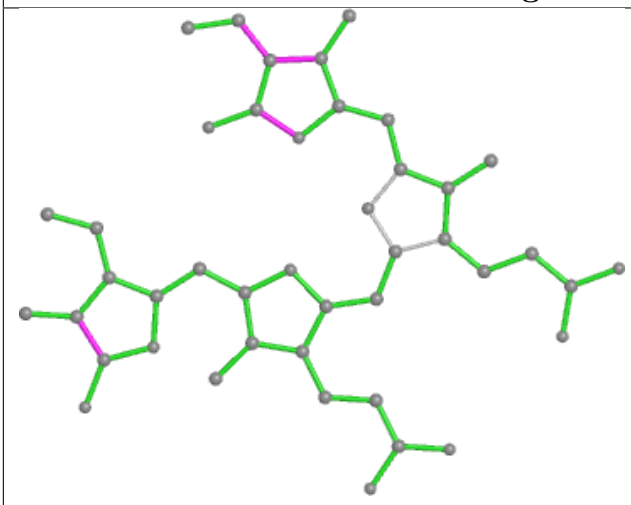

Bond lengths

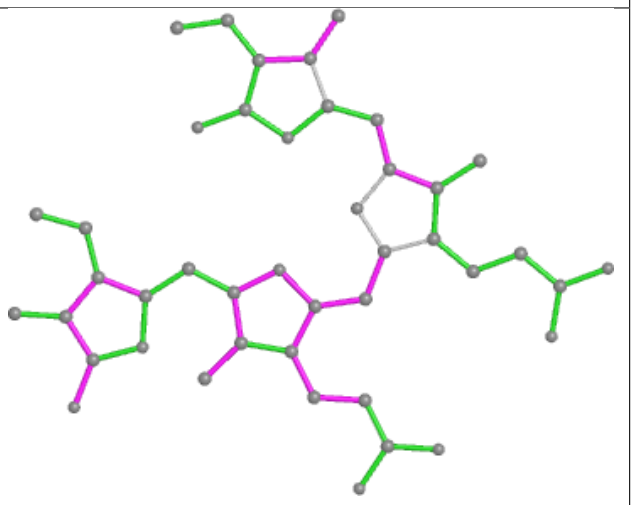

Bond angles

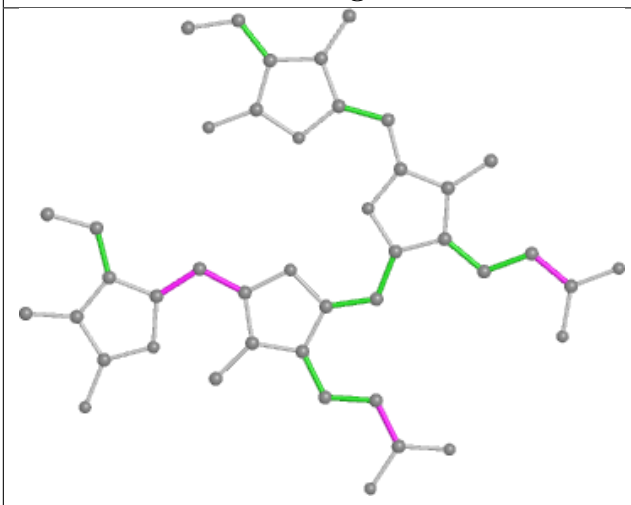

Torsions

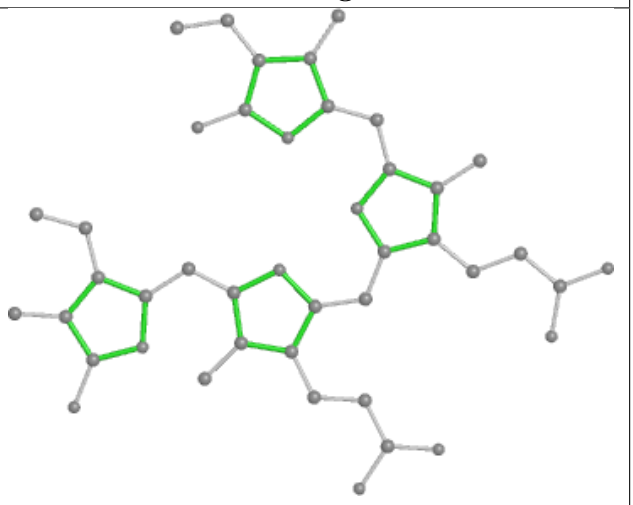

Rings

Ligand PEB Q9 202

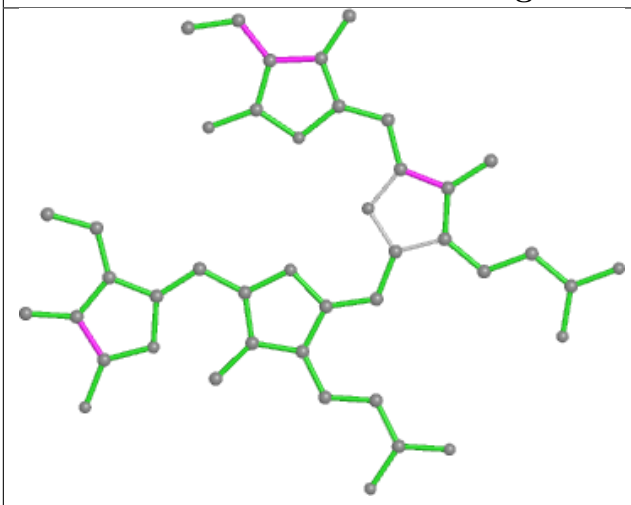

Bond lengths

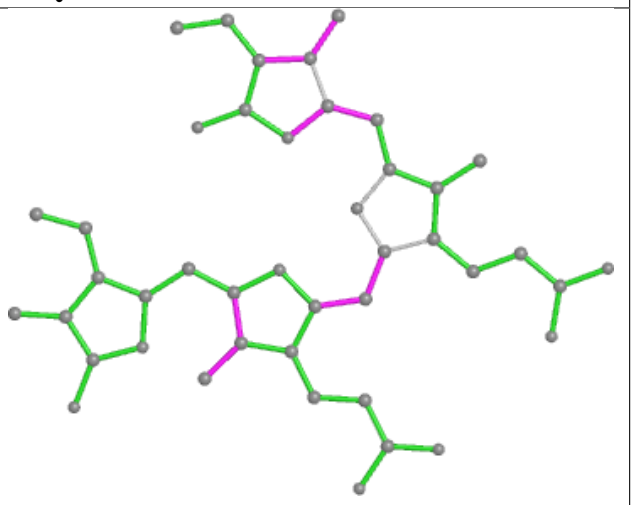

Bond angles

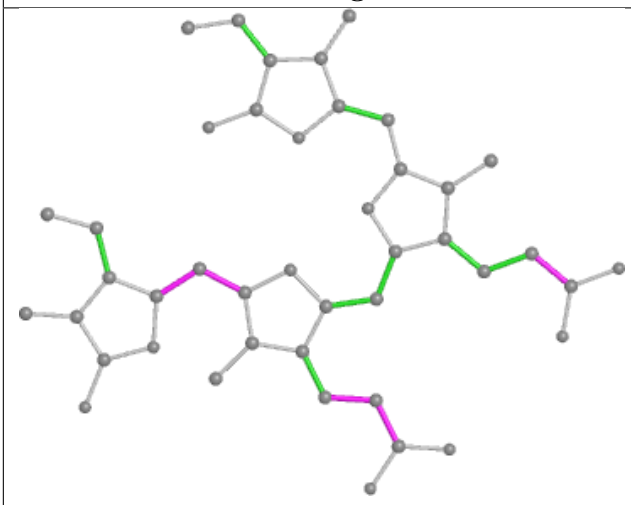

Torsions

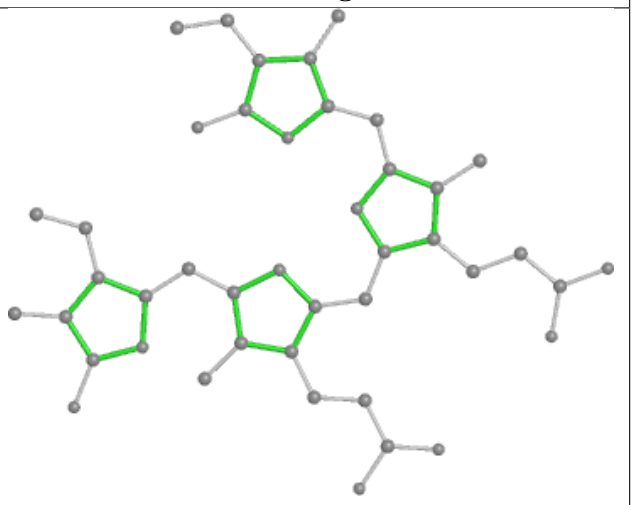

Rings

Ligand PEB ff 201

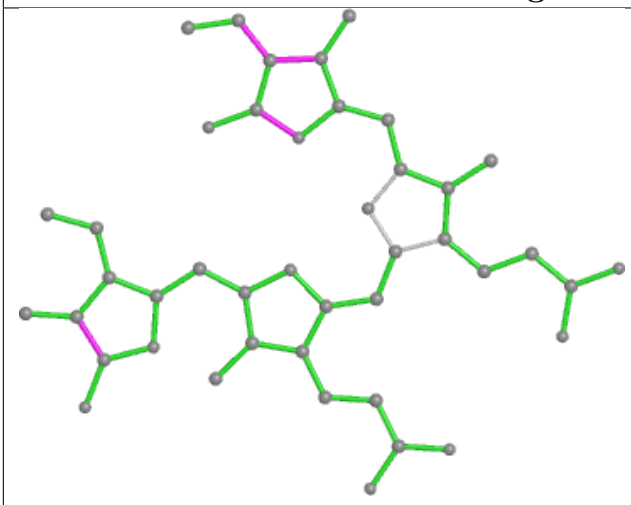

Bond lengths

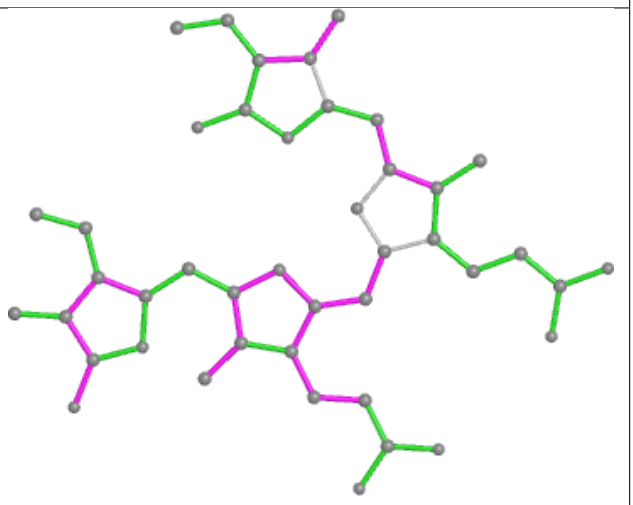

Bond angles

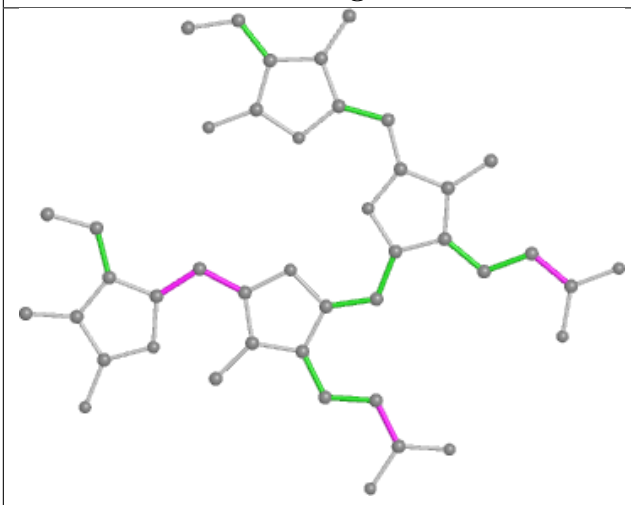

Torsions

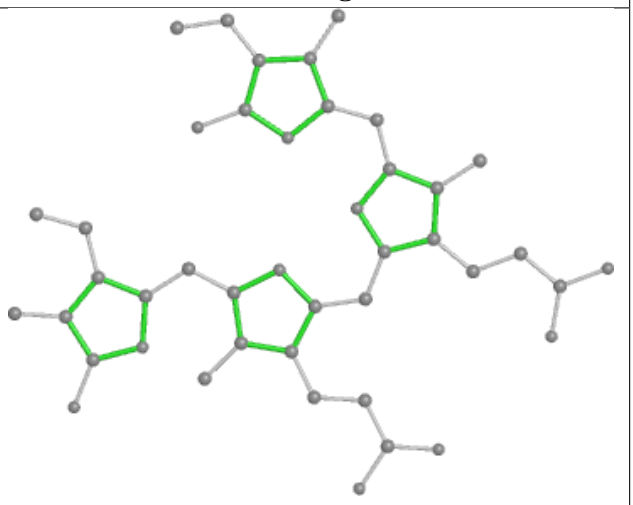

Rings

Ligand PEB 44 301

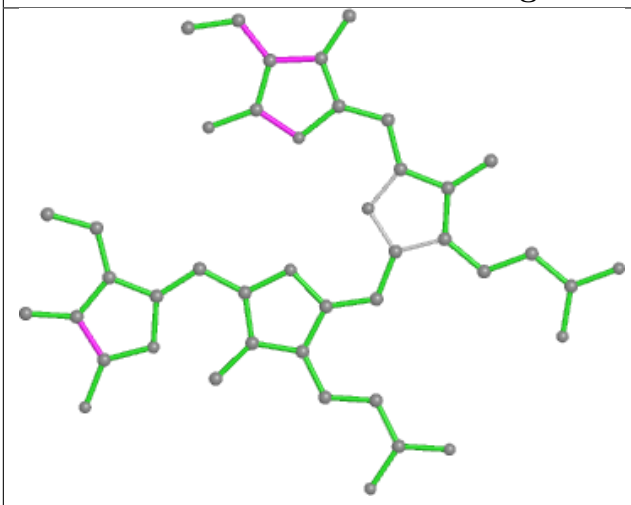

Bond lengths

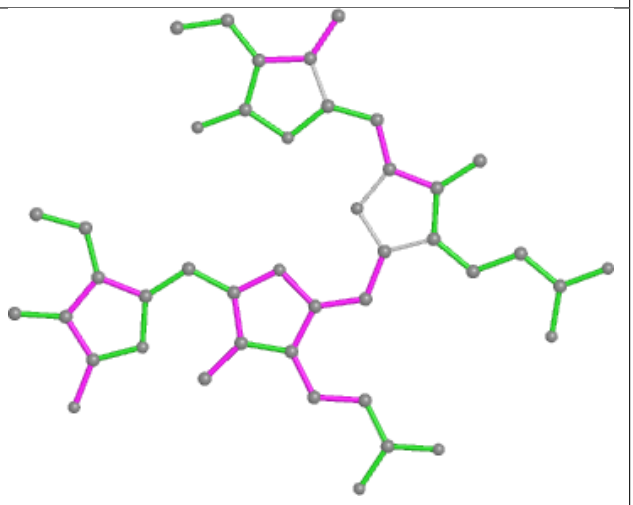

Bond angles

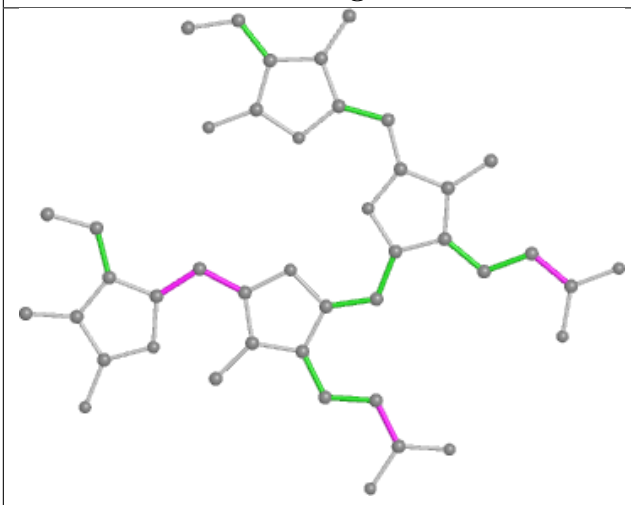

Torsions

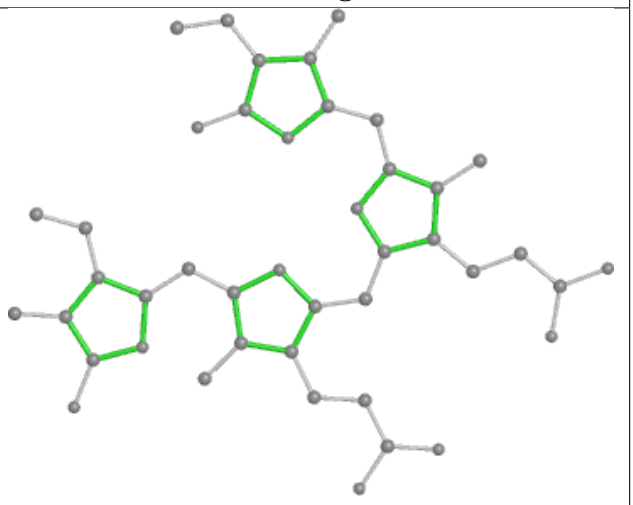

Rings

Ligand PEB r2 201

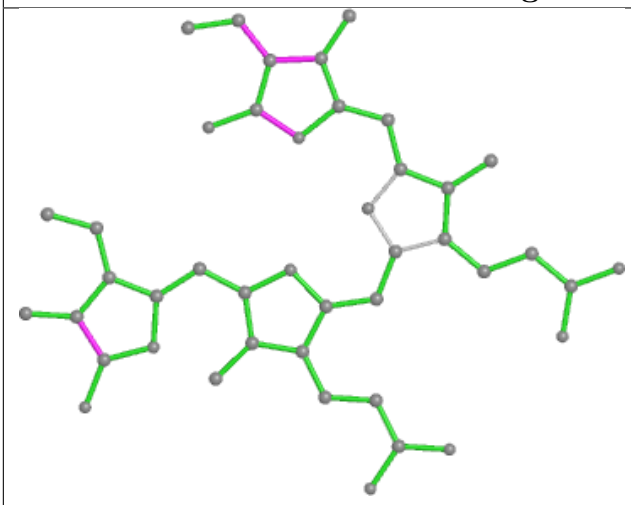

Bond lengths

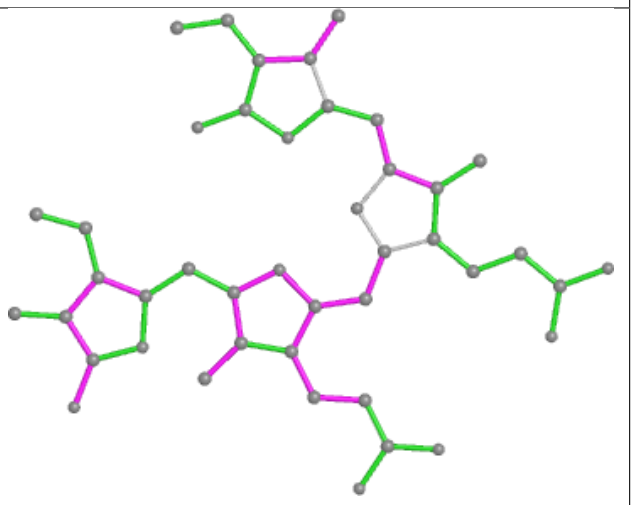

Bond angles

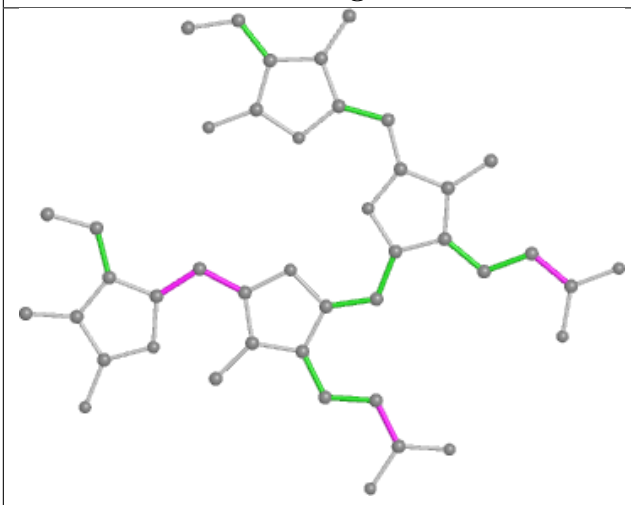

Torsions

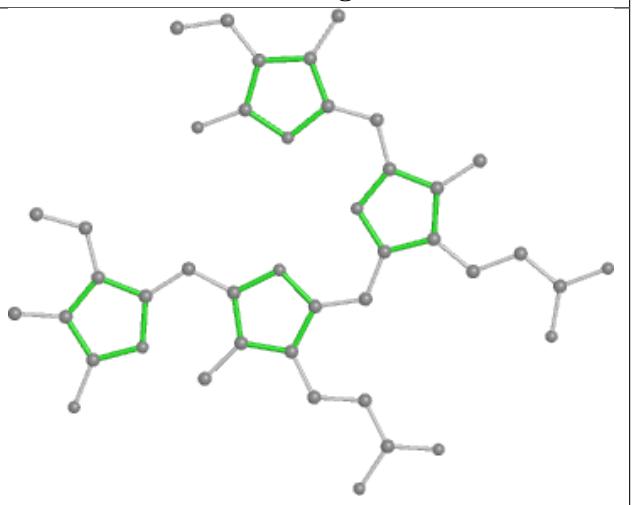

Rings

Ligand PUB aD 203

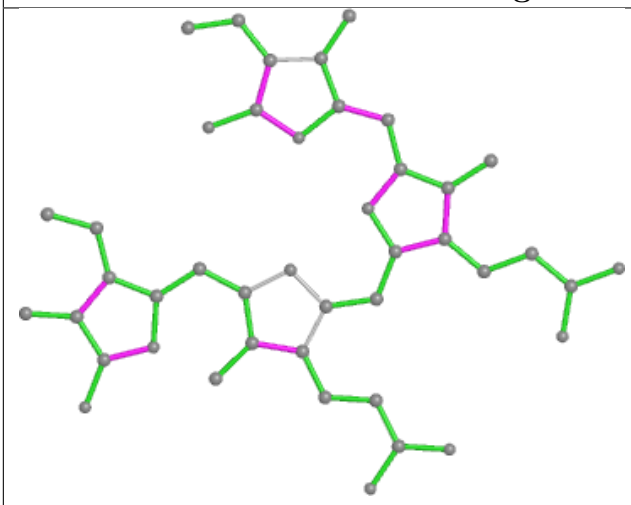

Bond lengths

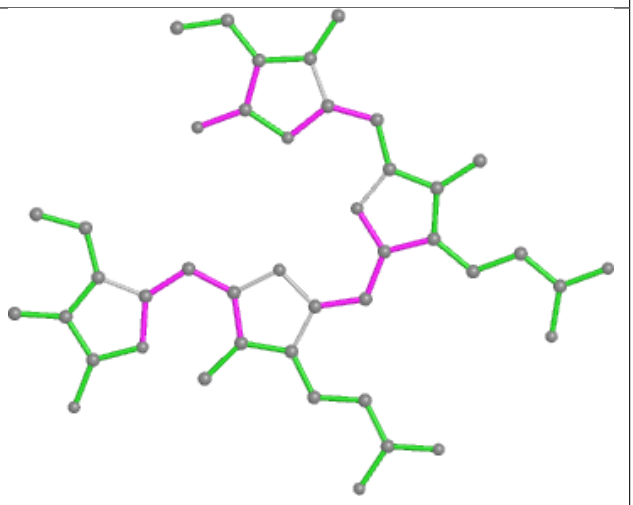

Bond angles

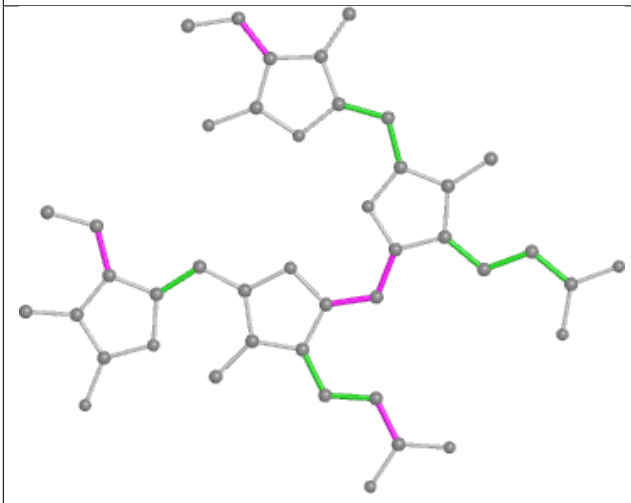

Torsions

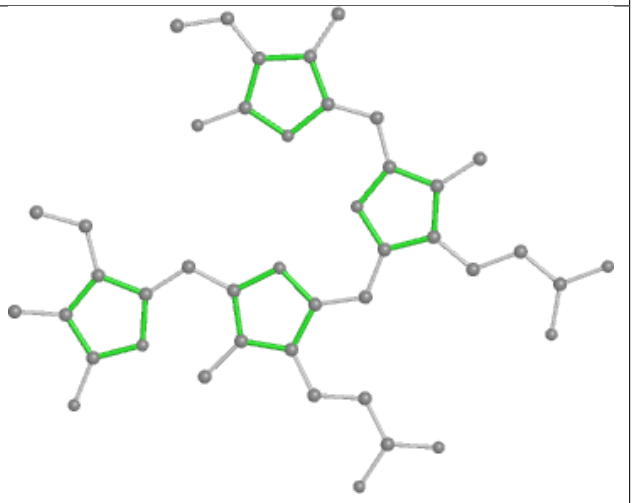

Rings

Ligand PUB ly 405

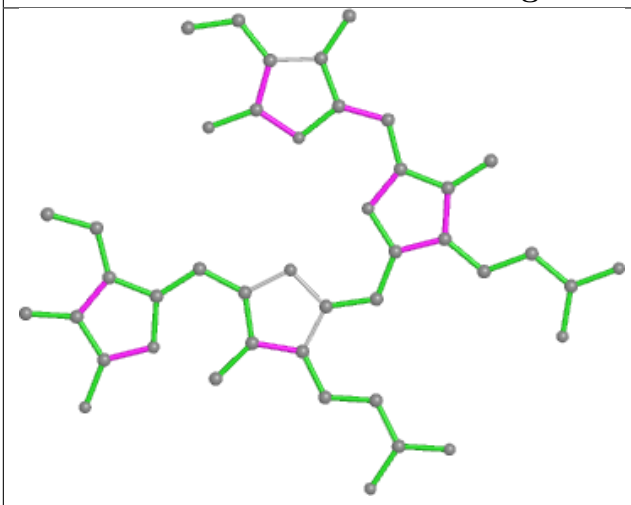

Bond lengths

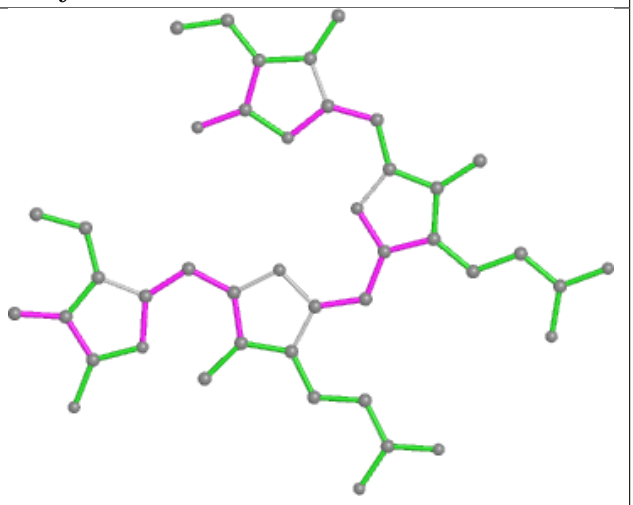

Bond angles

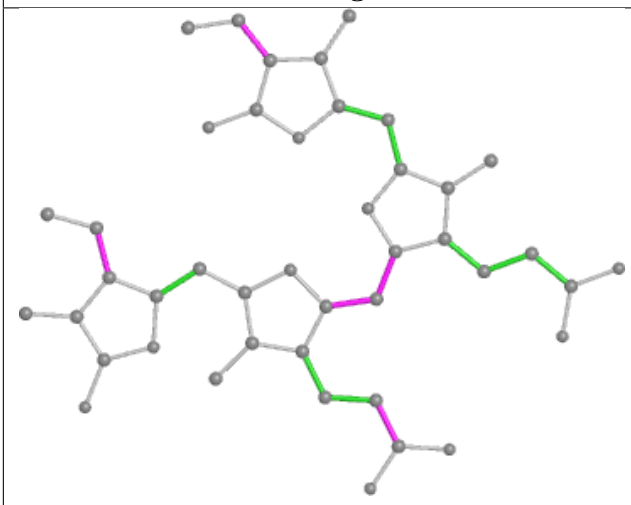

Torsions

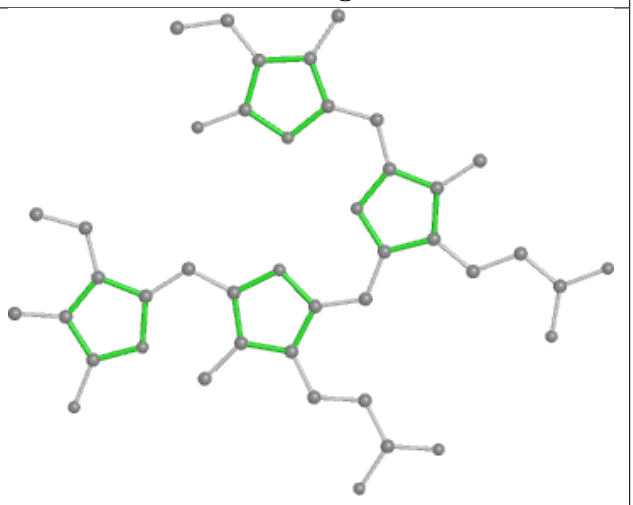

Rings

Ligand CYC y1 201

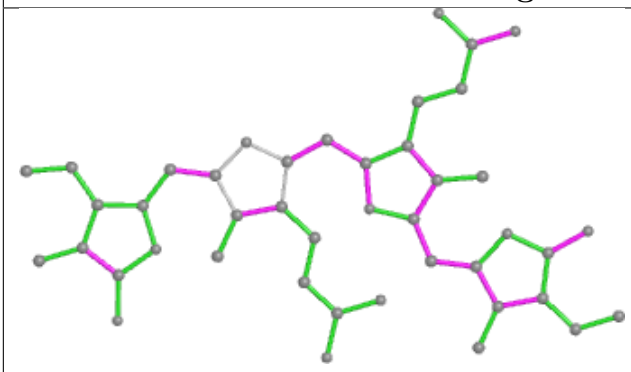

Bond lengths

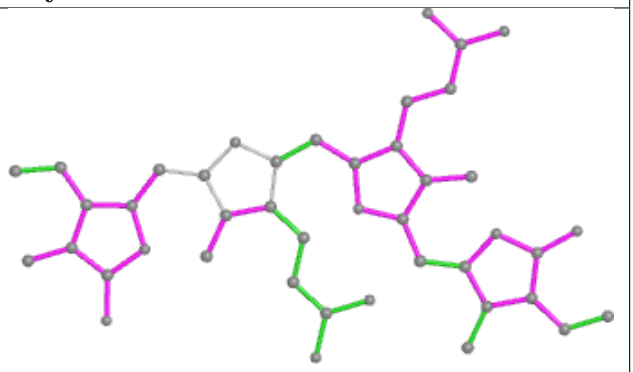

Bond angles

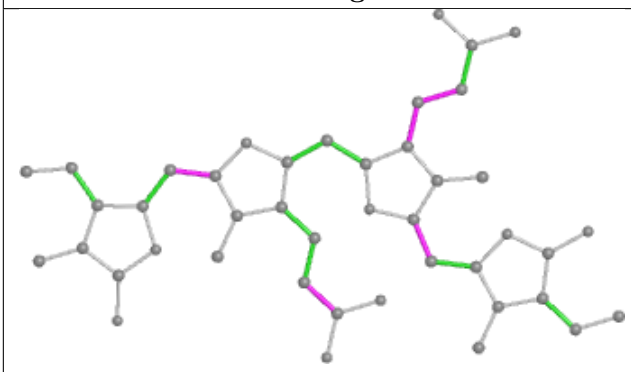

Torsions

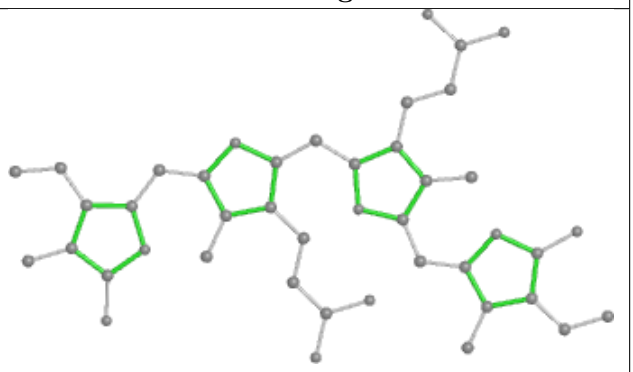

Rings

Ligand PEB k7 1001

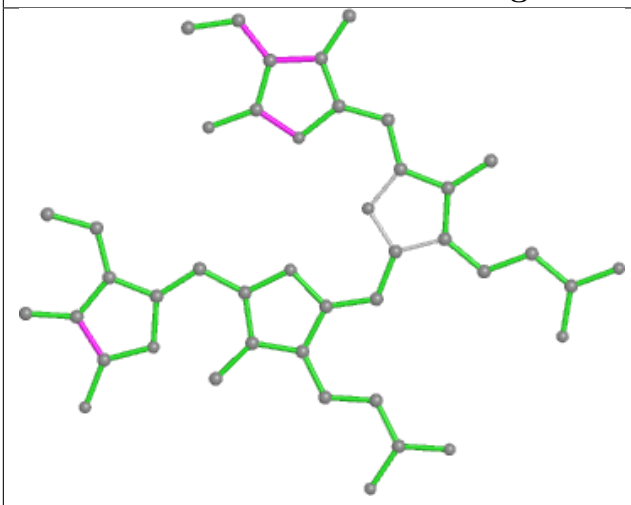

Bond lengths

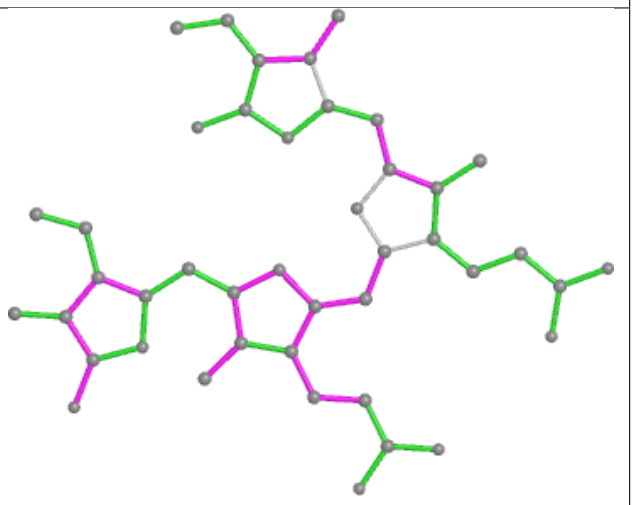

Bond angles

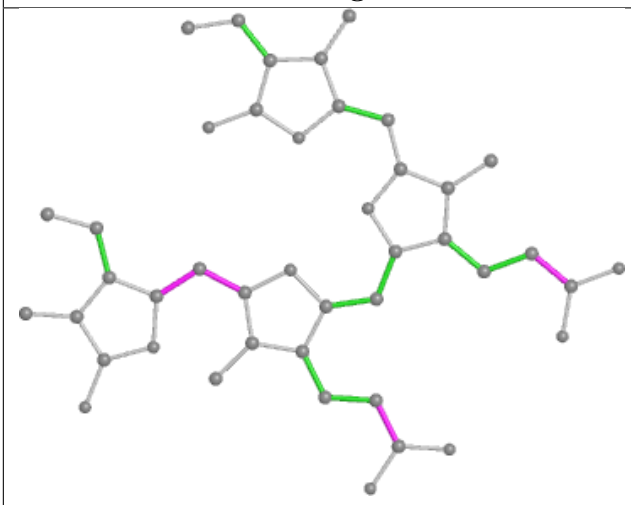

Torsions

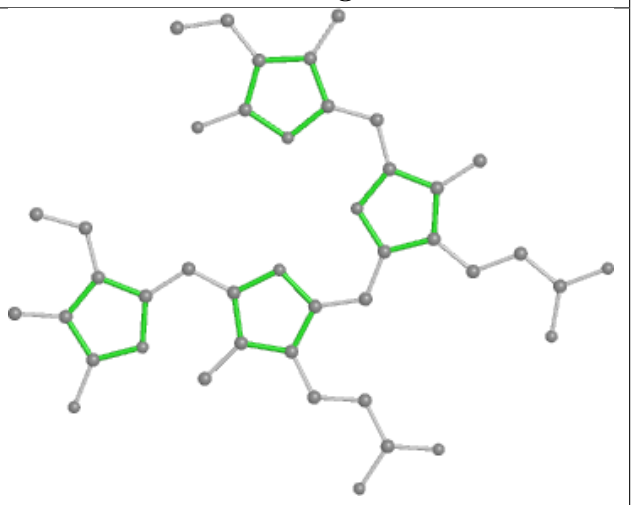

Rings

Ligand PEB gv 202

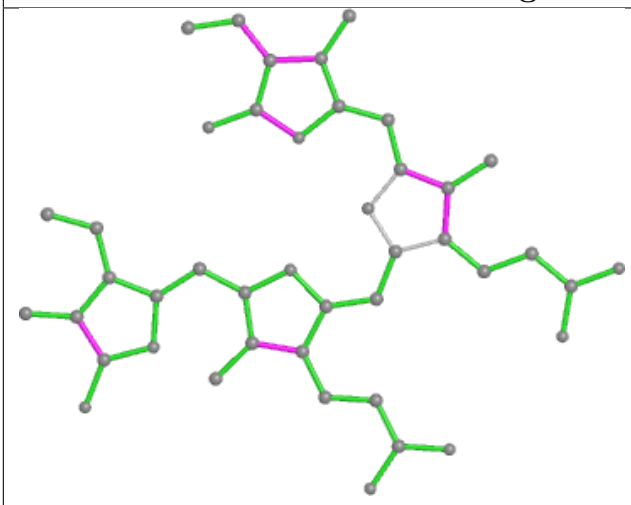

Bond lengths

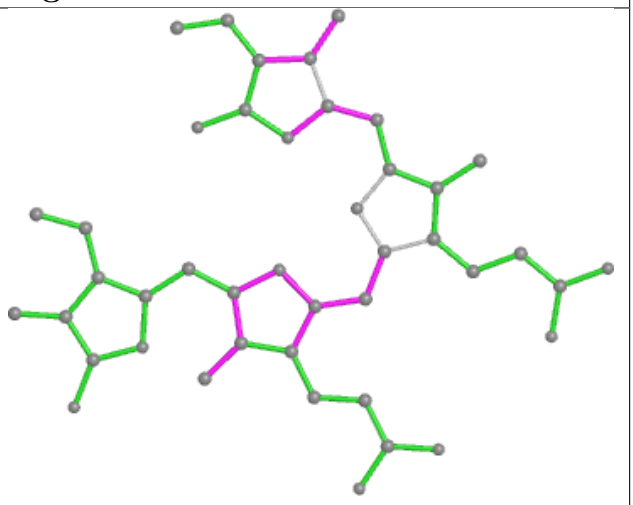

Bond angles

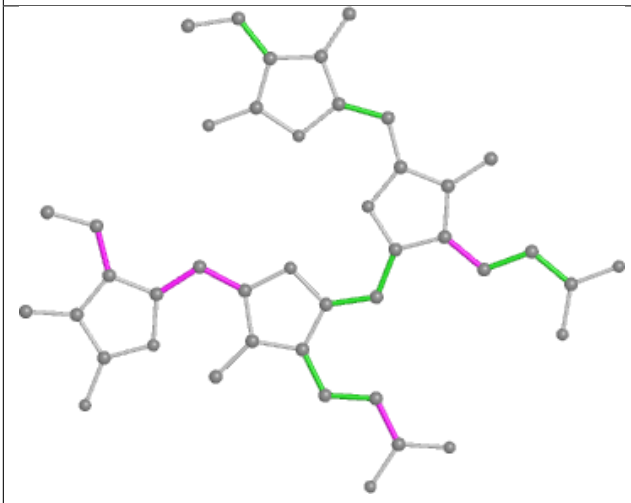

Torsions

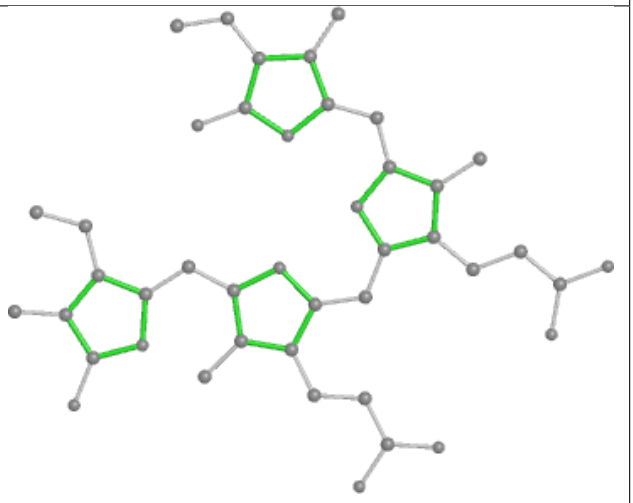

Rings

Ligand PEB r9 201

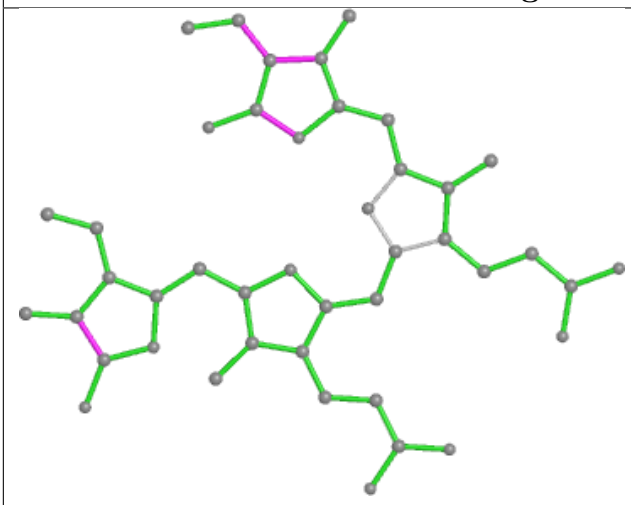

Bond lengths

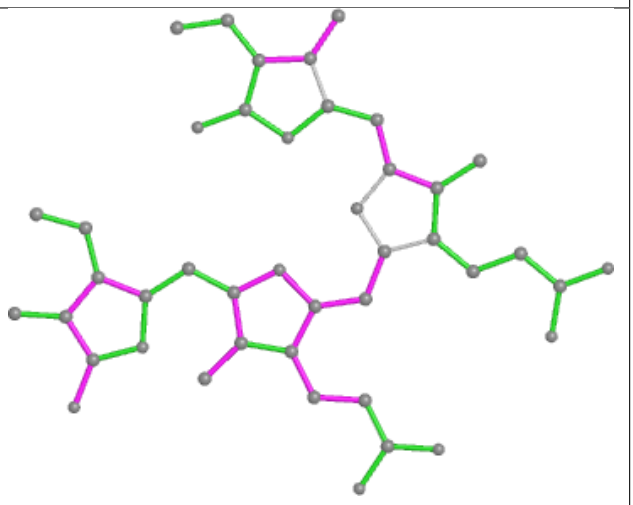

Bond angles

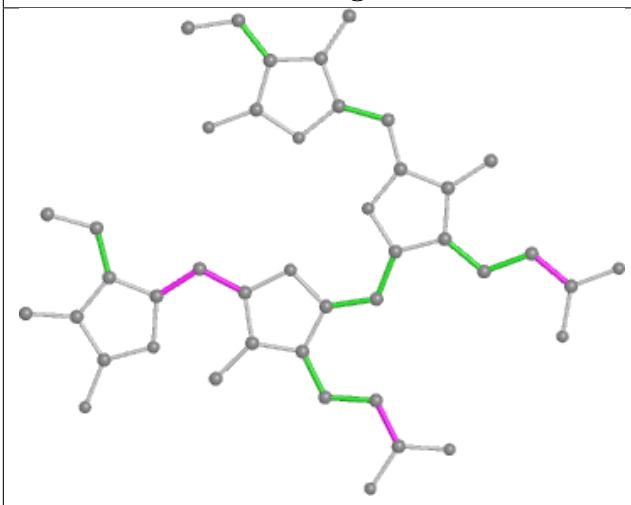

Torsions

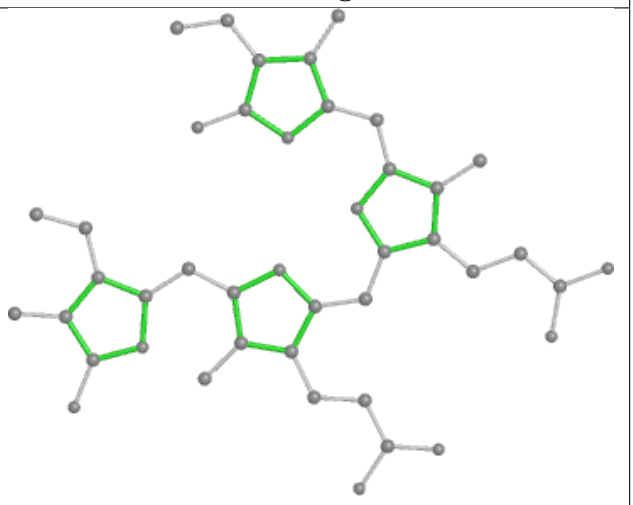

Rings

Ligand PUB p4 203

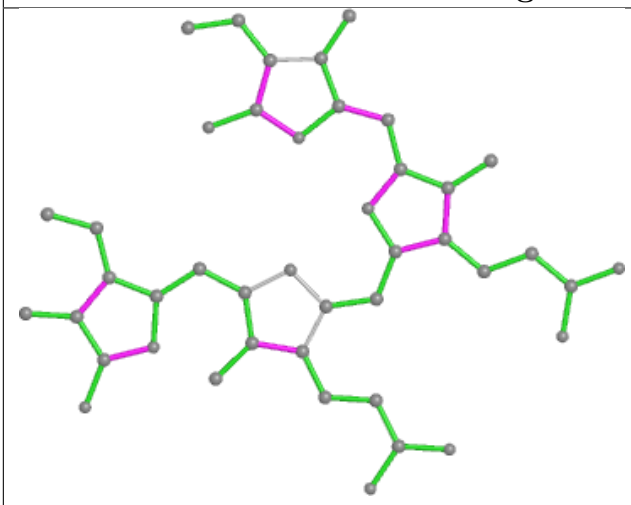

Bond lengths

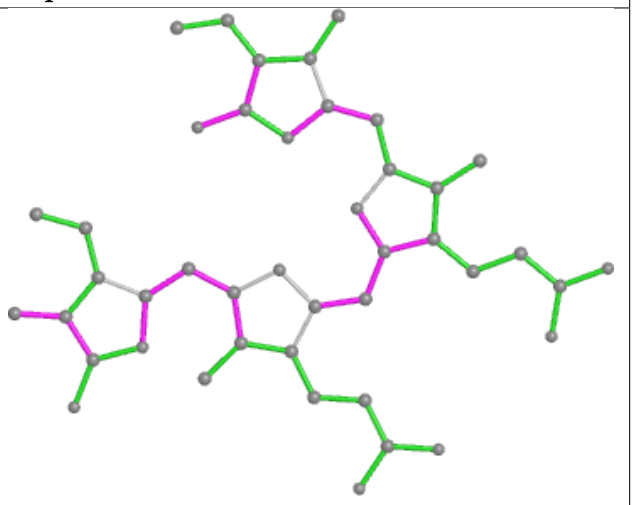

Bond angles

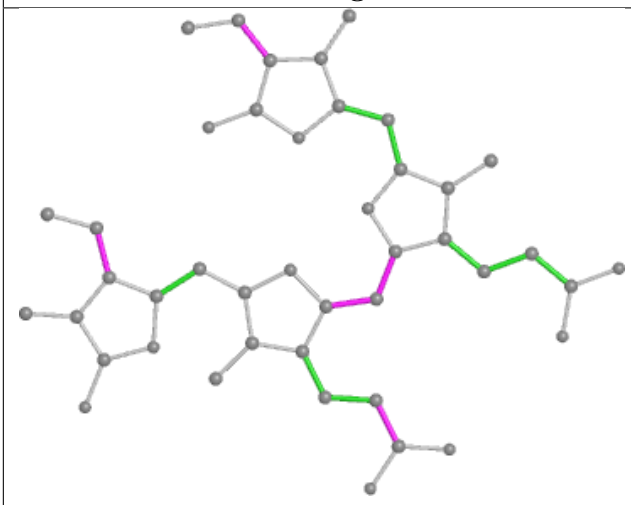

Torsions

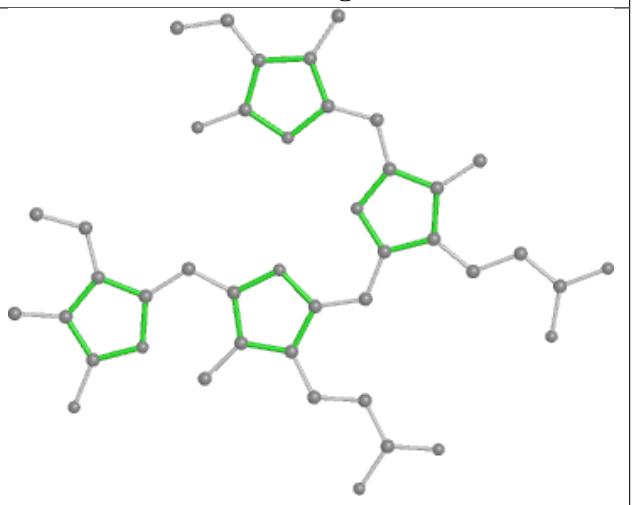

Rings

Ligand PEB m6 201

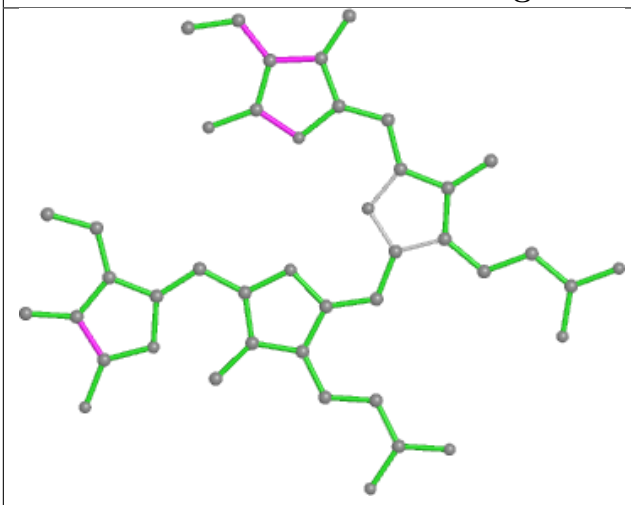

Bond lengths

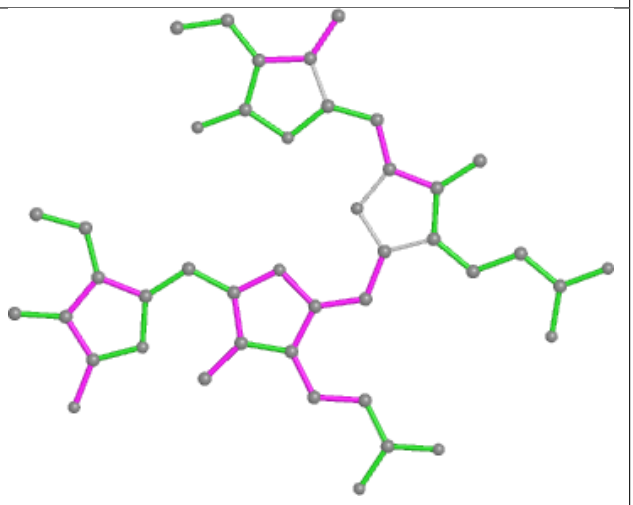

Bond angles

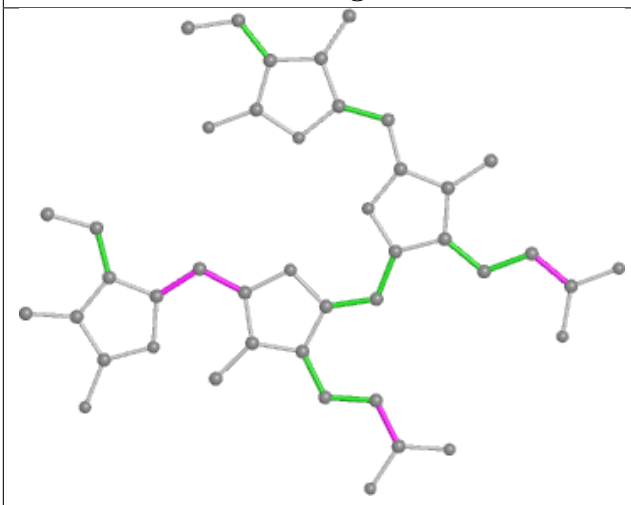

Torsions

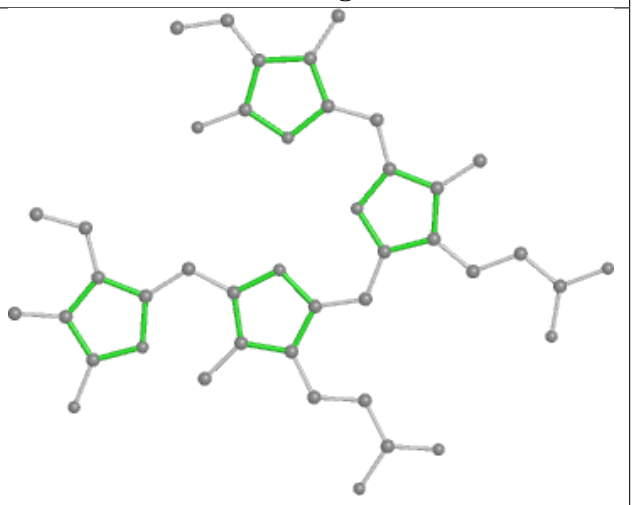

Rings

Ligand PEB Z4 201

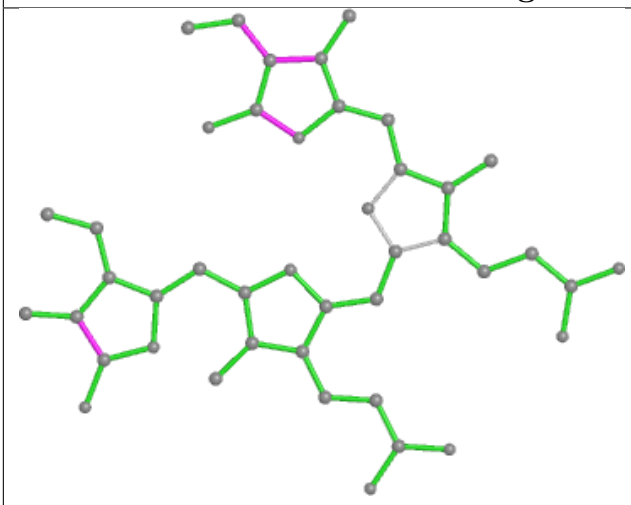

Bond lengths

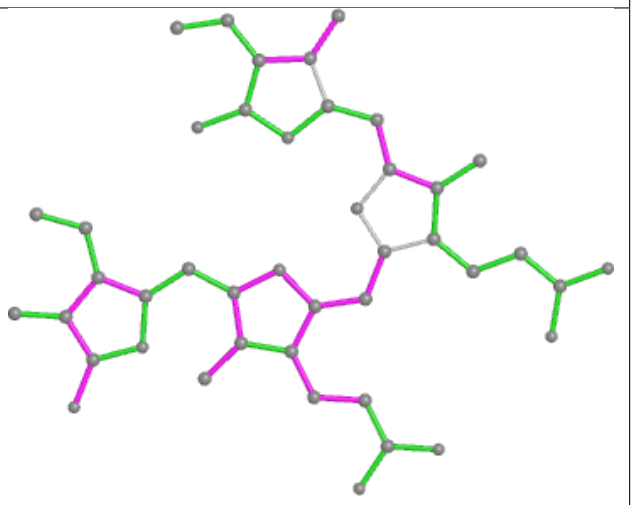

Bond angles

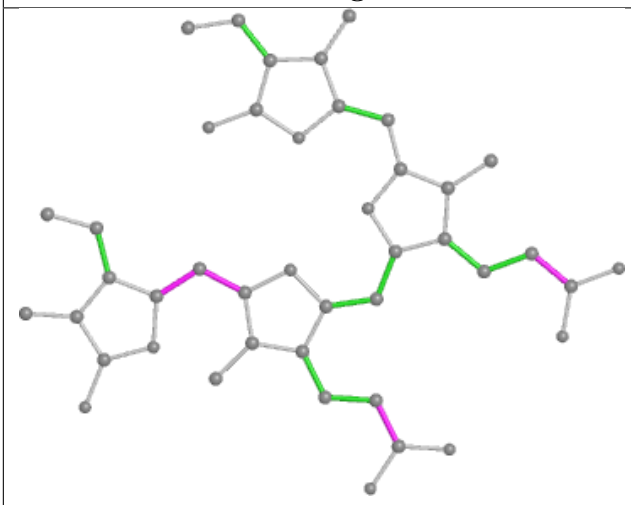

Torsions

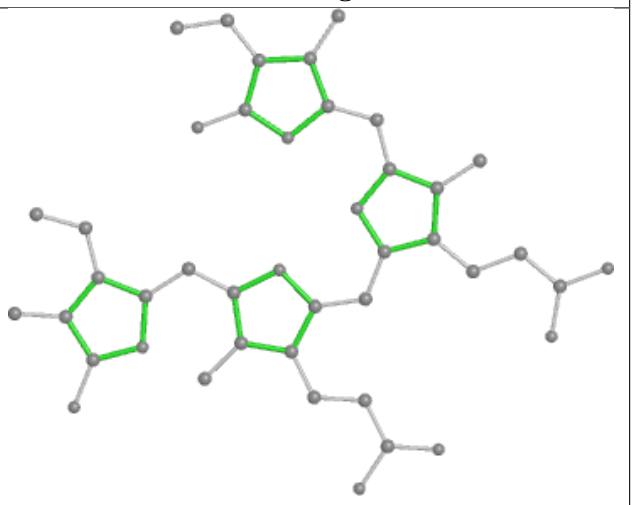

Rings

Ligand PEB n8 201

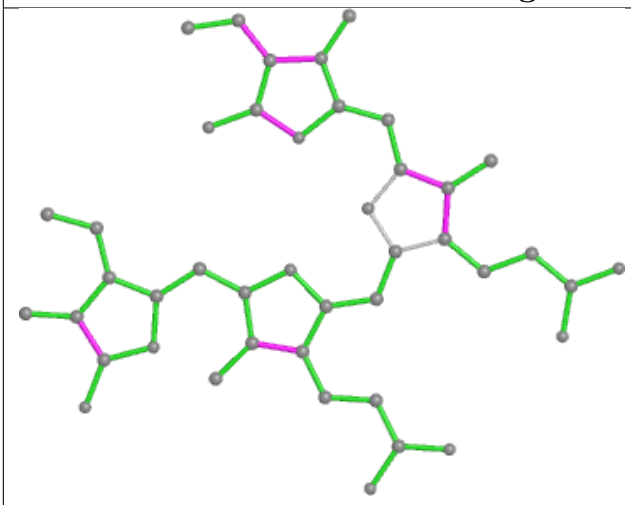

Bond lengths

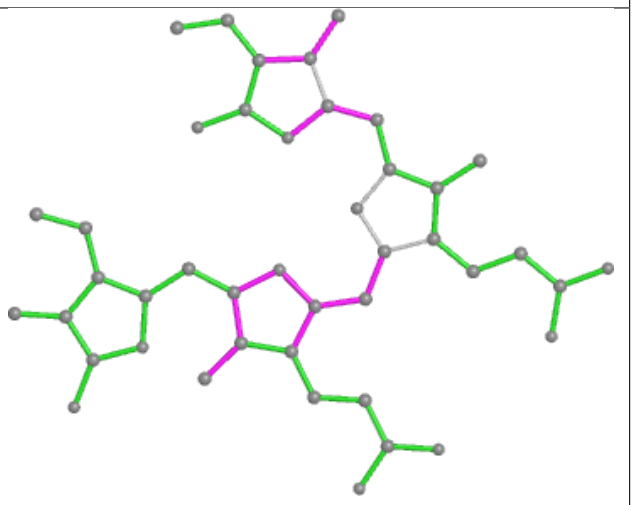

Bond angles

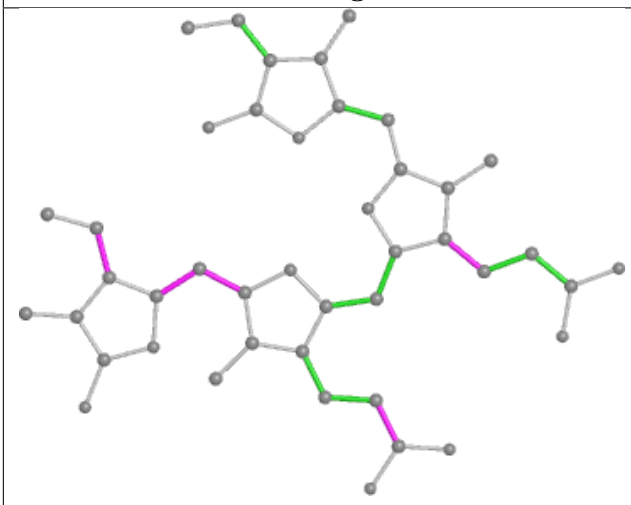

Torsions

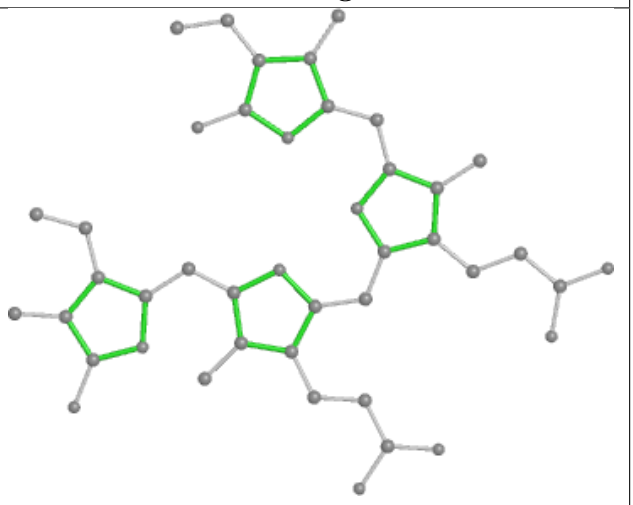

Rings

Ligand PUB B5 203

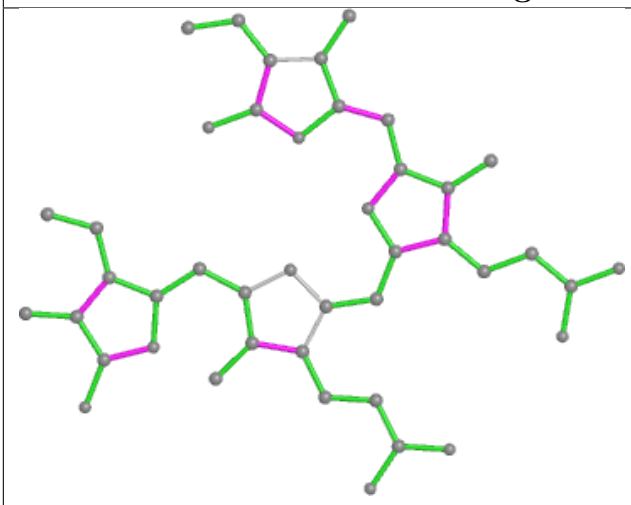

Bond lengths

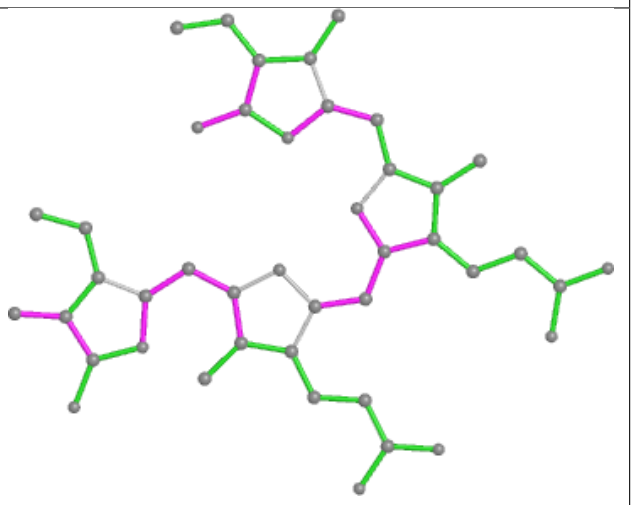

Bond angles

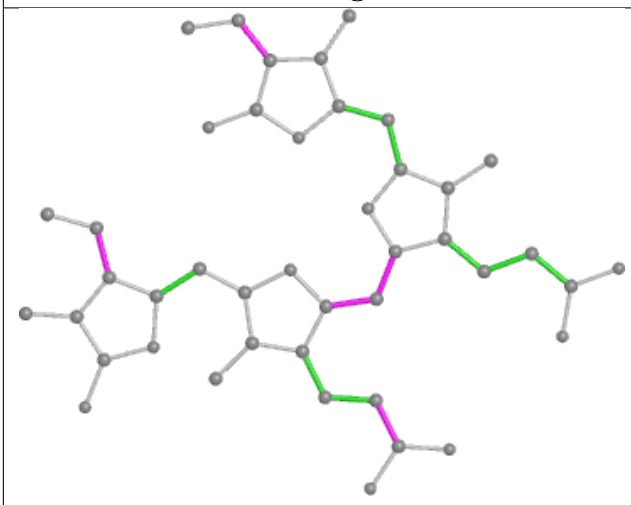

Torsions

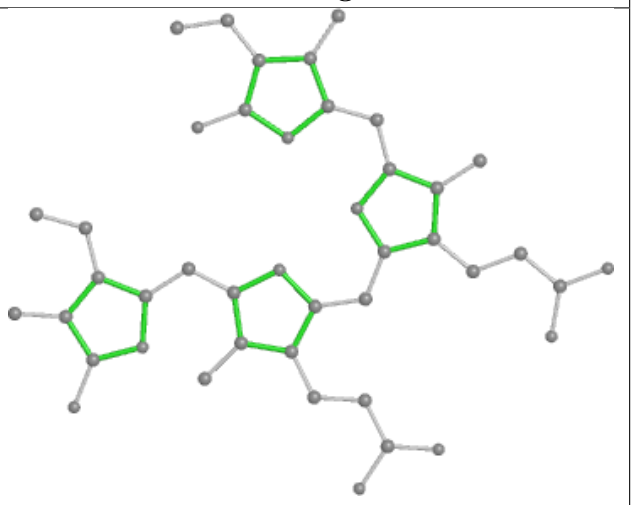

Rings

Ligand PEB G8 201

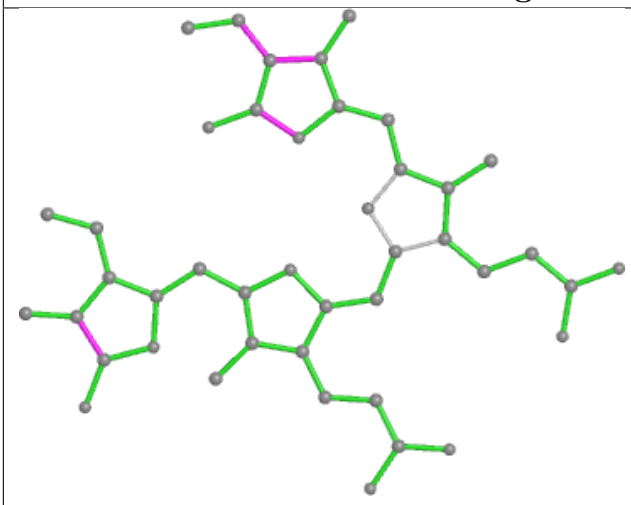

Bond lengths

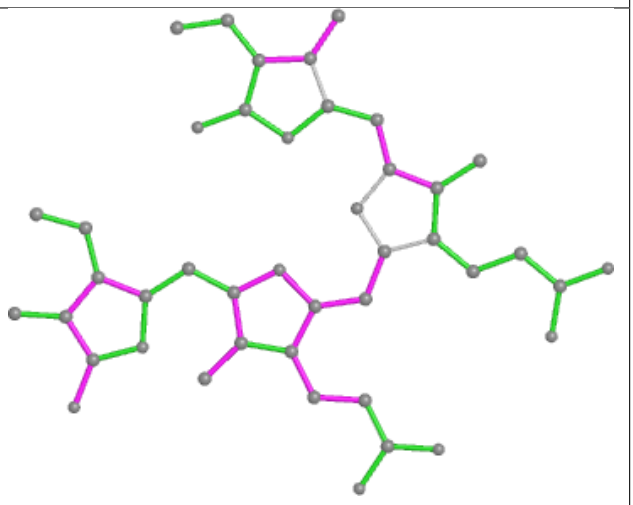

Bond angles

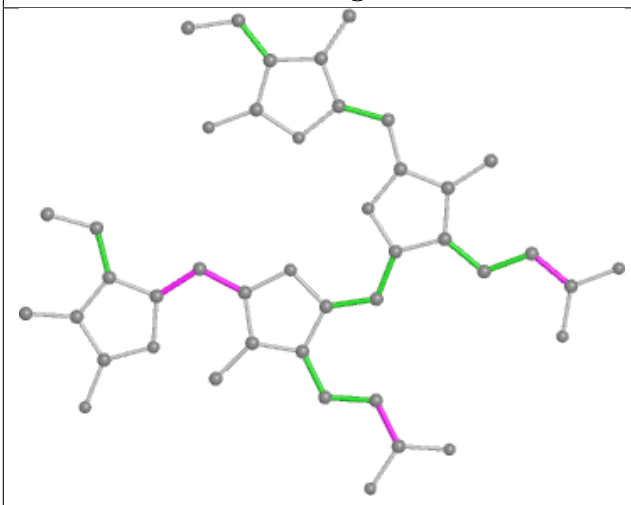

Torsions

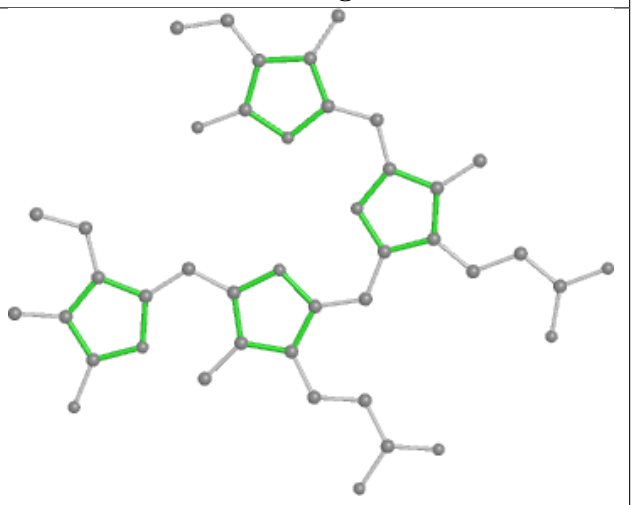

Rings

Ligand PUB aY 404

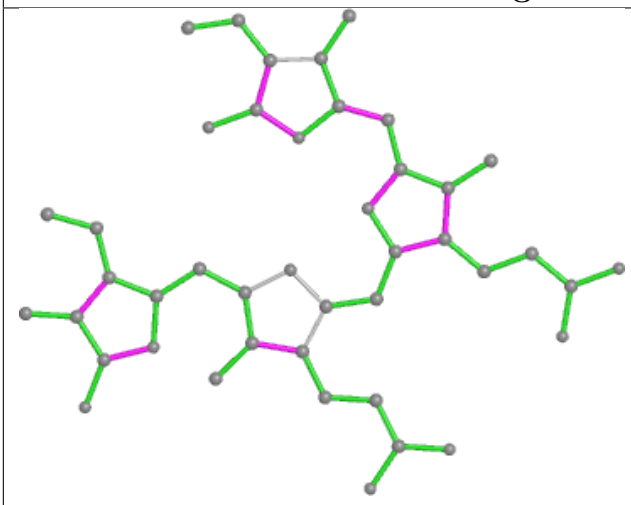

Bond lengths

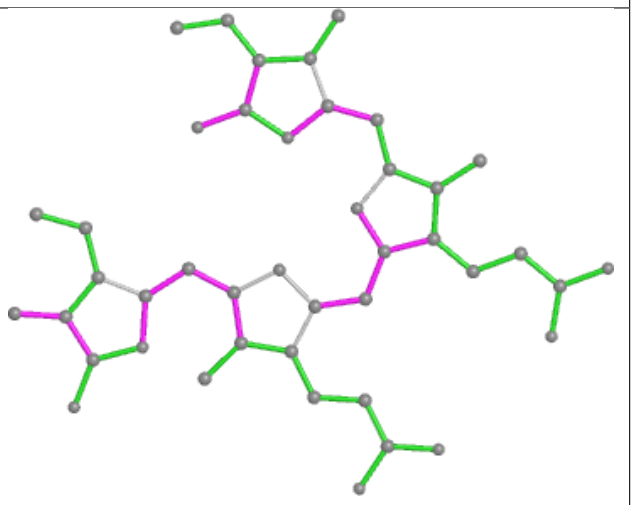

Bond angles

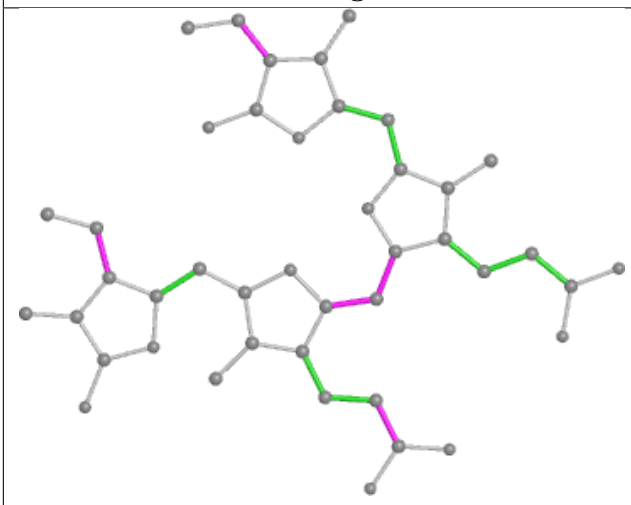

Torsions

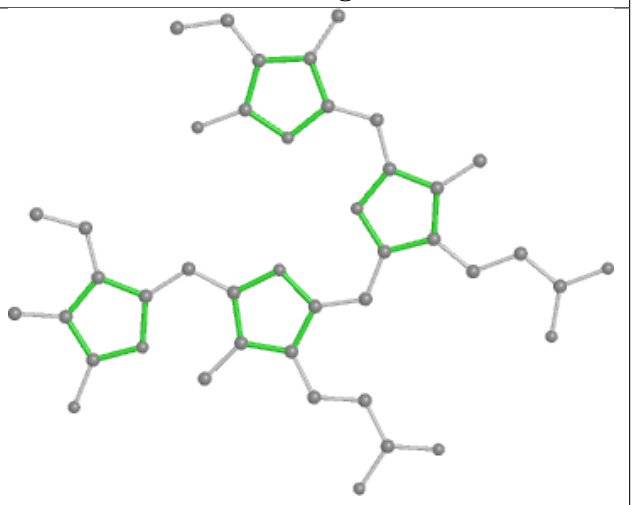

Rings

Ligand PEB N7 202

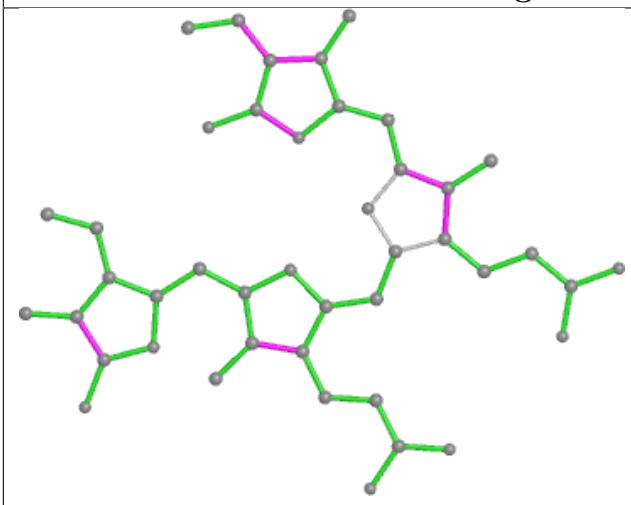

Bond lengths

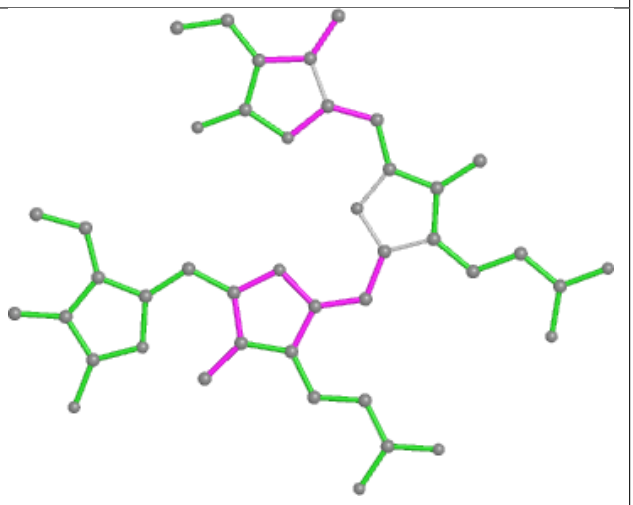

Bond angles

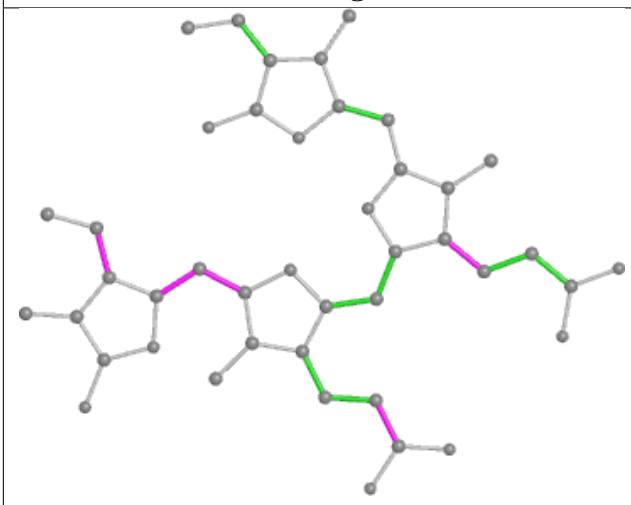

Torsions

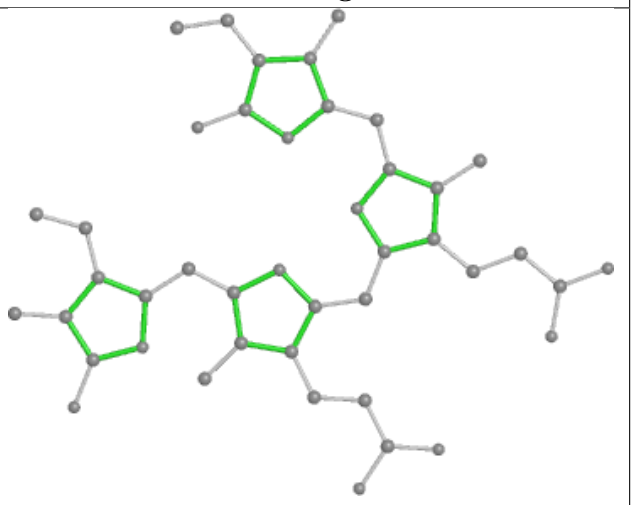

Rings

Ligand PEB c5 201

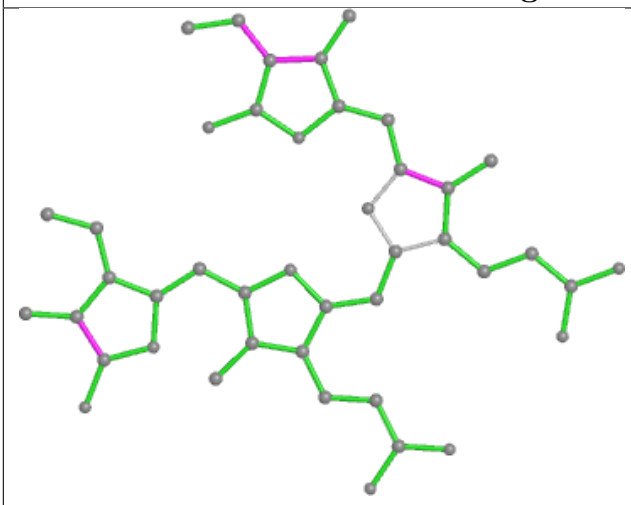

Bond lengths

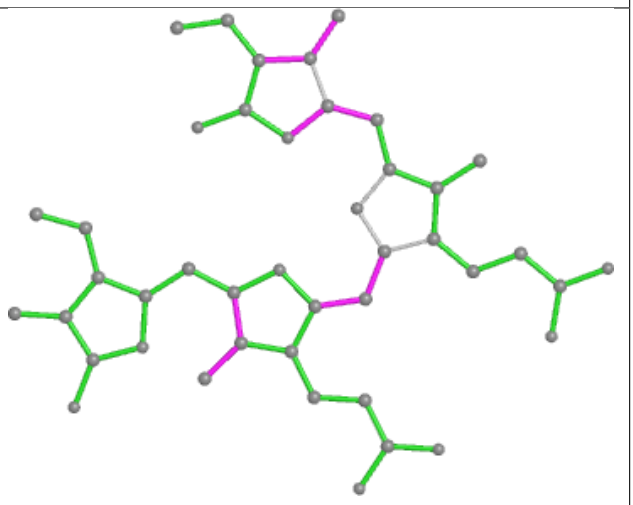

Bond angles

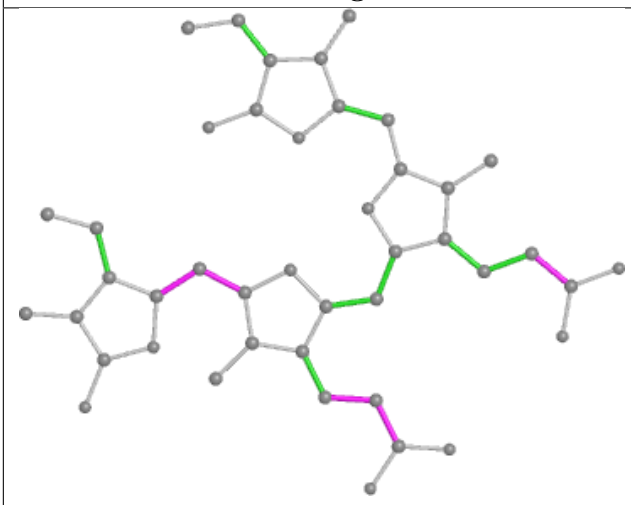

Torsions

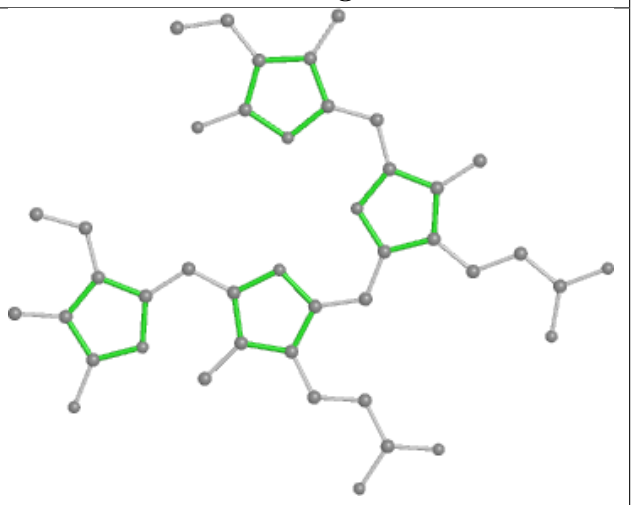

Rings

Ligand PUB bD 203

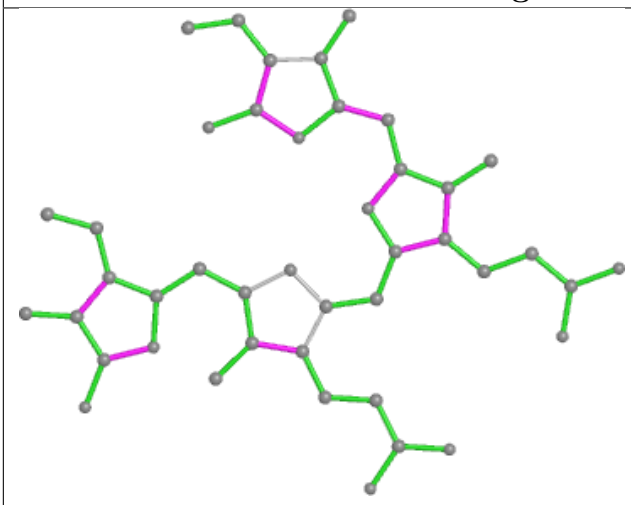

Bond lengths

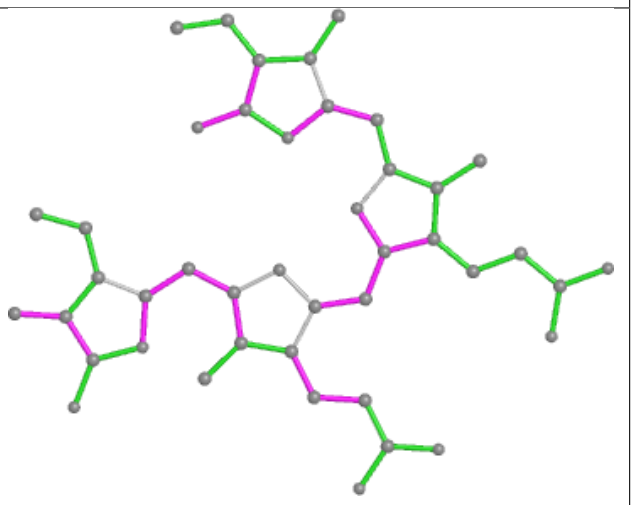

Bond angles

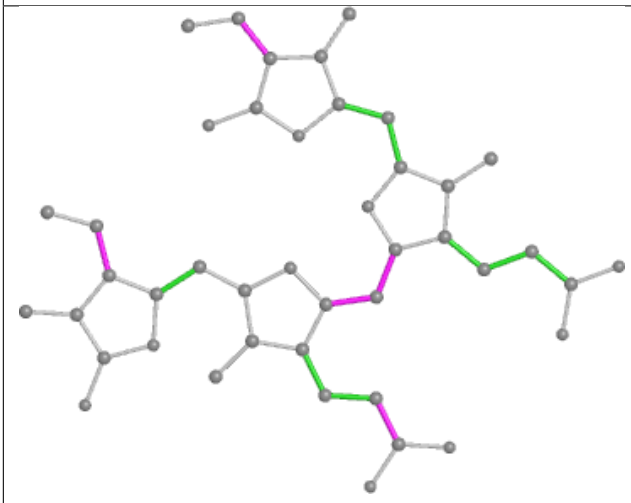

Torsions

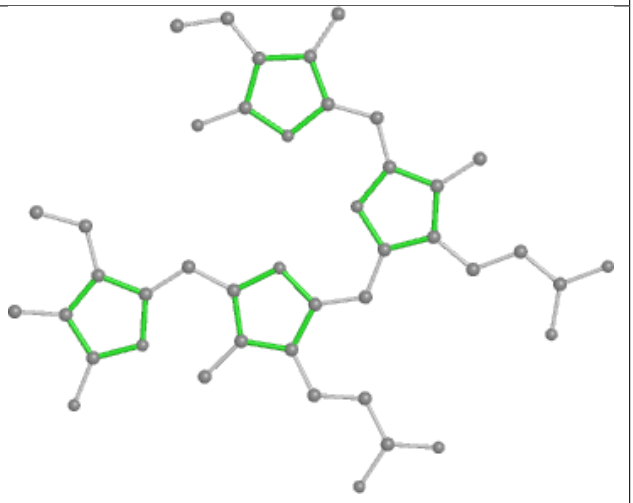

Rings

Ligand PEB dx 402

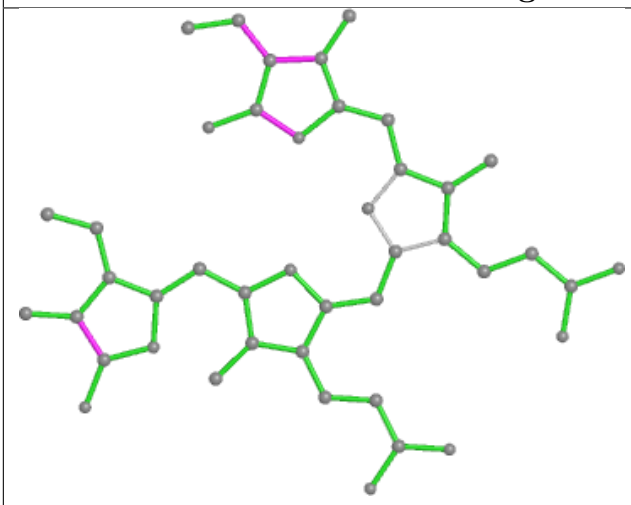

Bond lengths

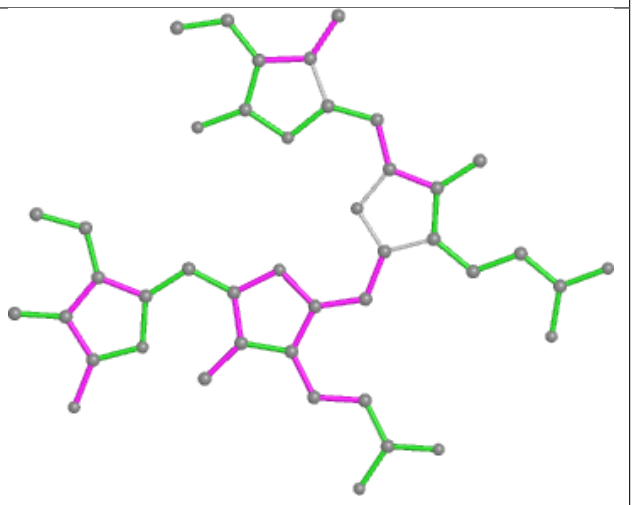

Bond angles

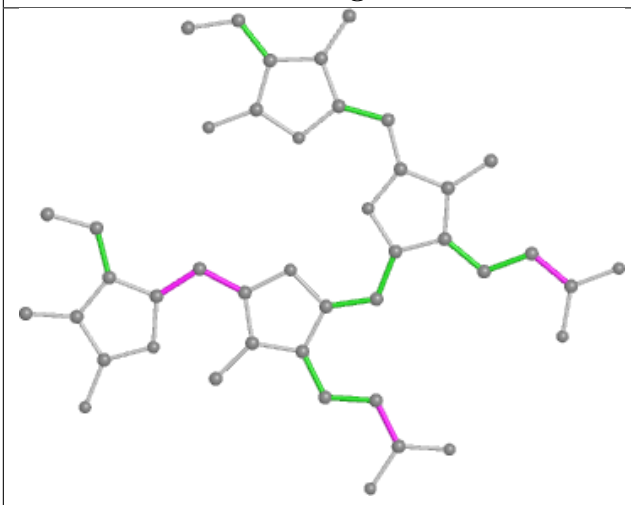

Torsions

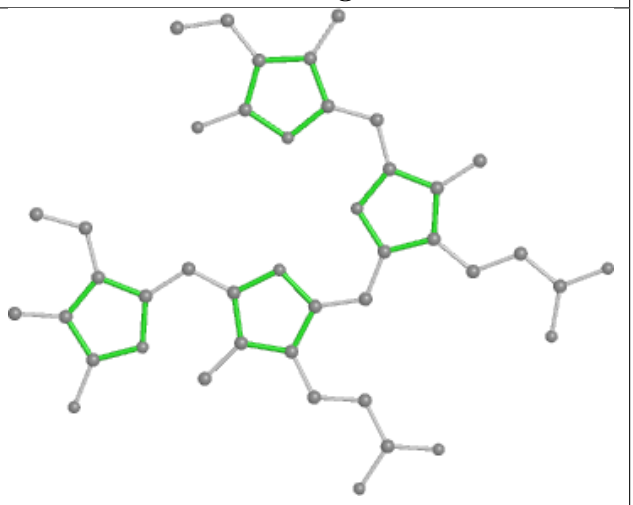

Rings

Ligand PEB eG 201

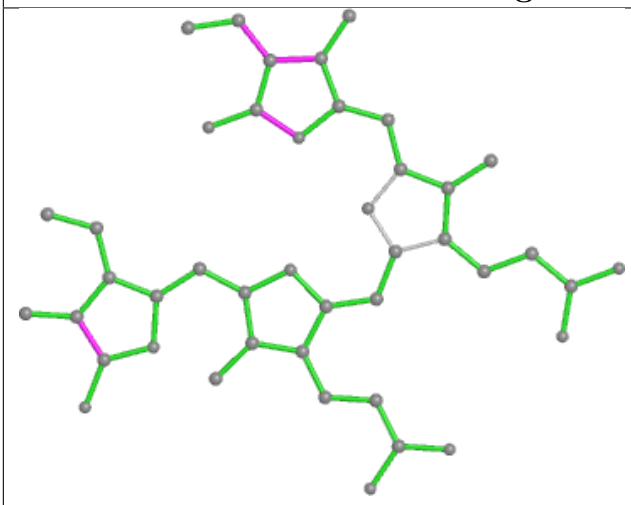

Bond lengths

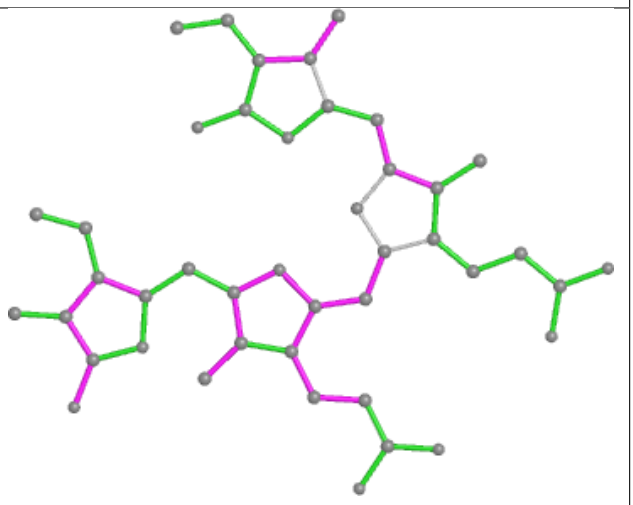

Bond angles

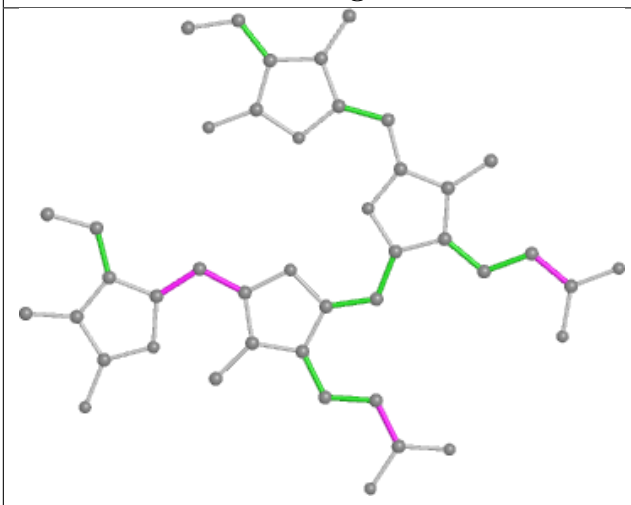

Torsions

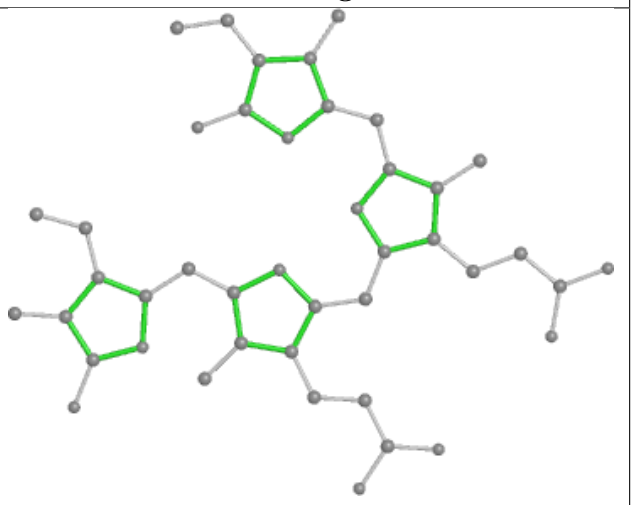

Rings

Ligand PEB W5 301

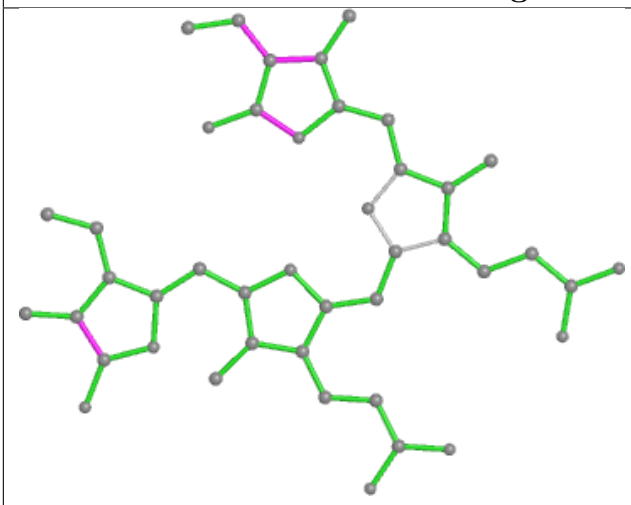

Bond lengths

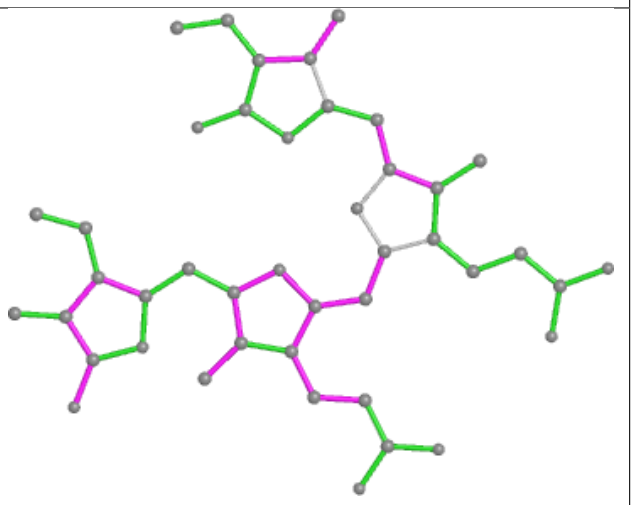

Bond angles

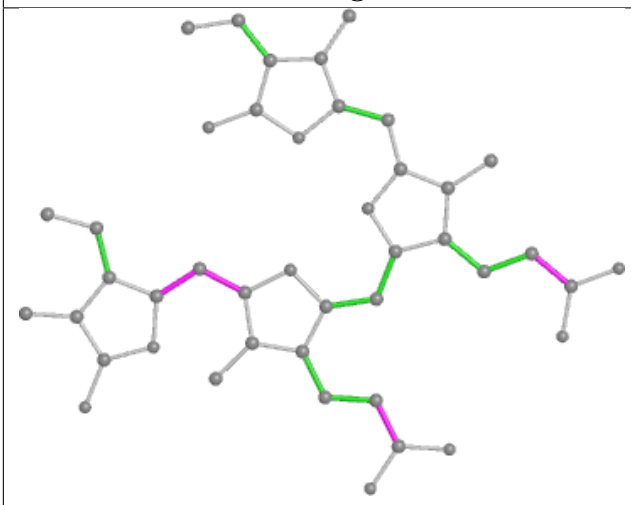

Torsions

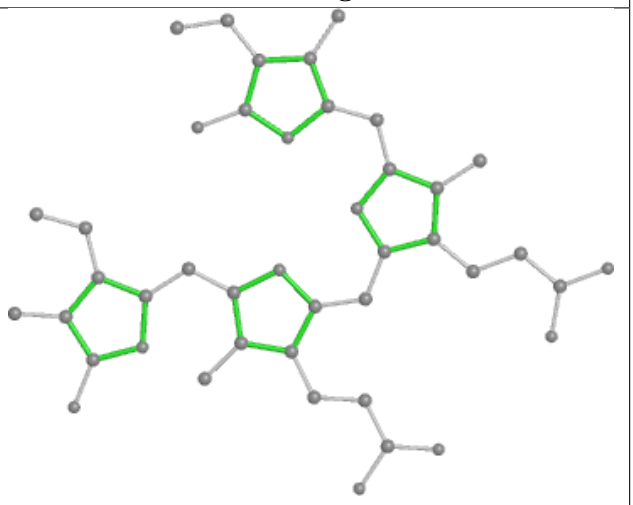

Rings

Ligand PEB S5 202

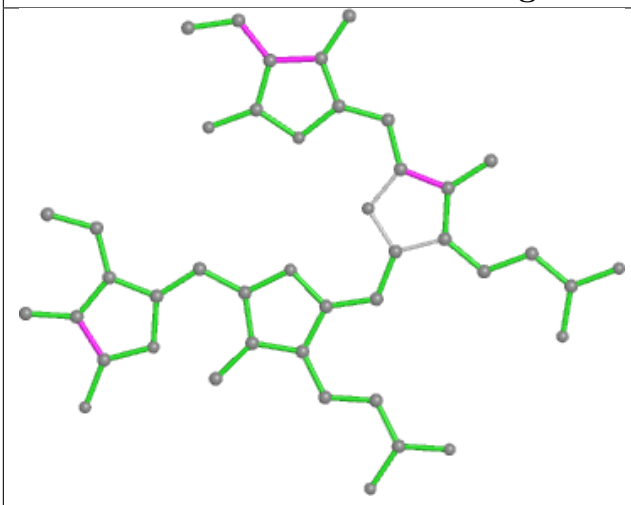

Bond lengths

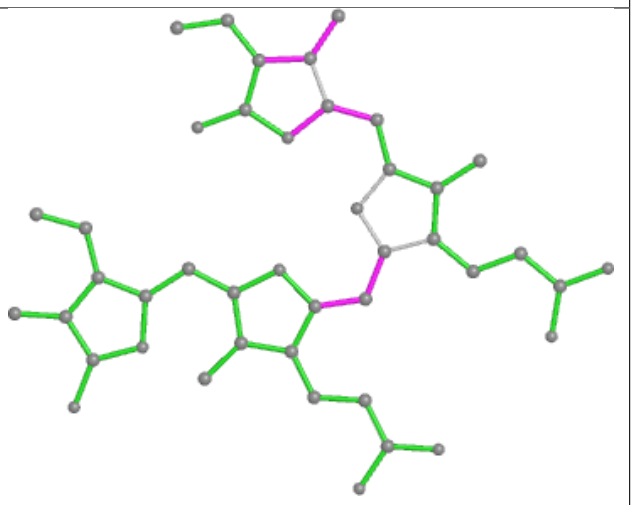

Bond angles

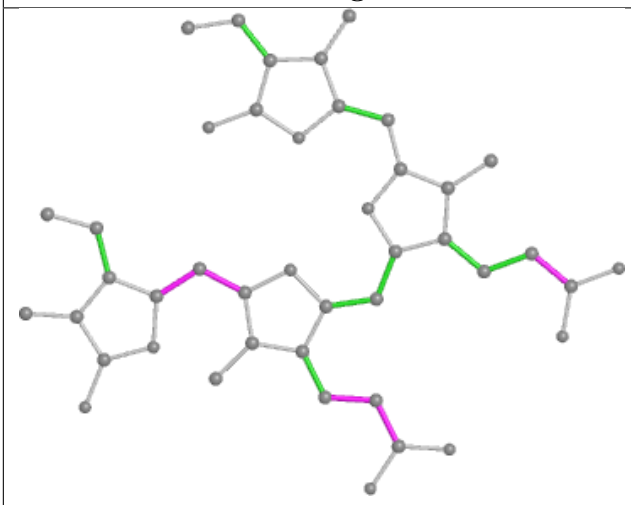

Torsions

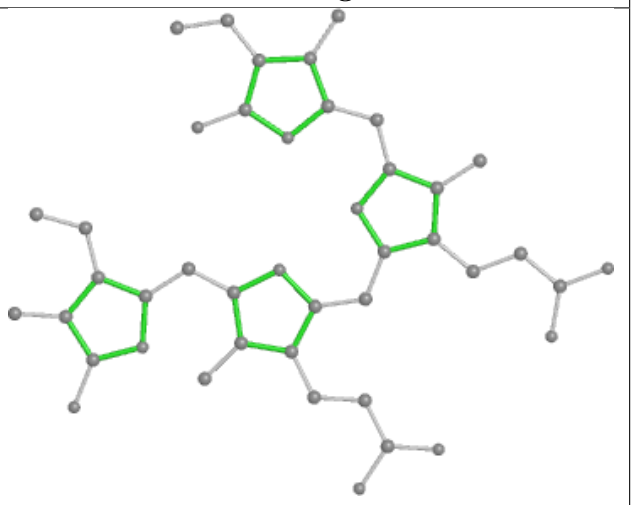

Rings

Ligand PUB p7 202

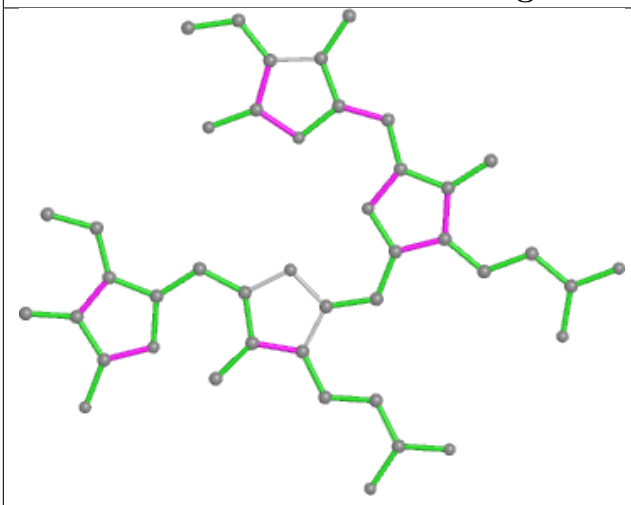

Bond lengths

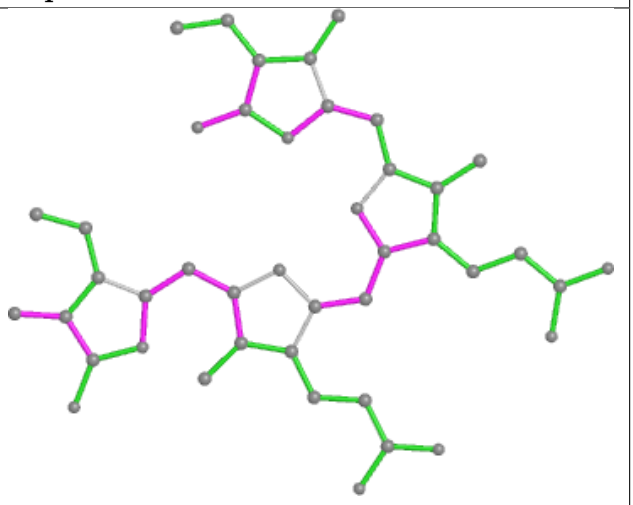

Bond angles

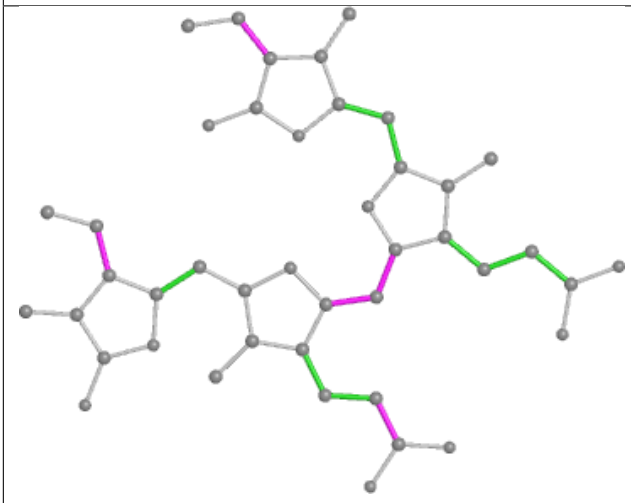

Torsions

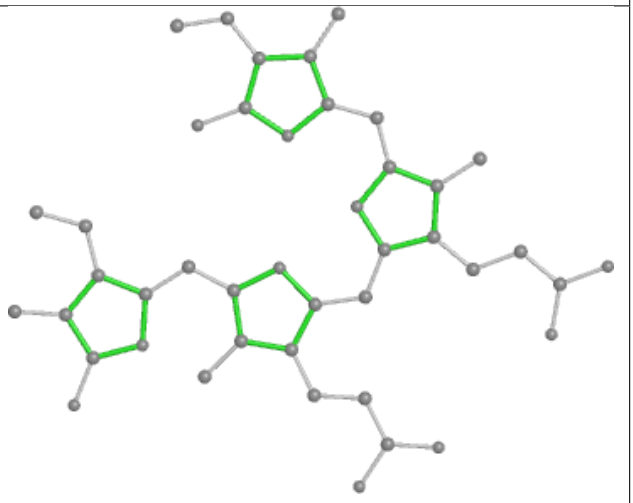

Rings

Ligand PEB C3 1002

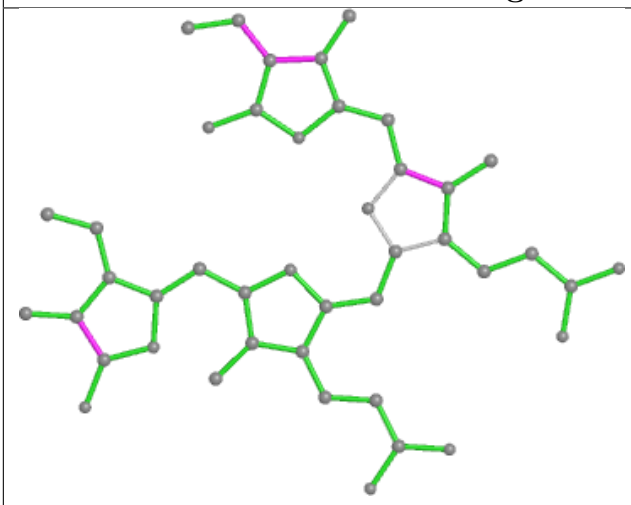

Bond lengths

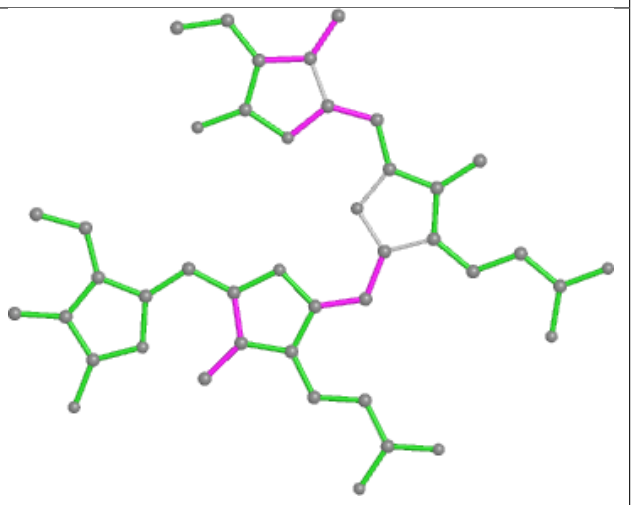

Bond angles

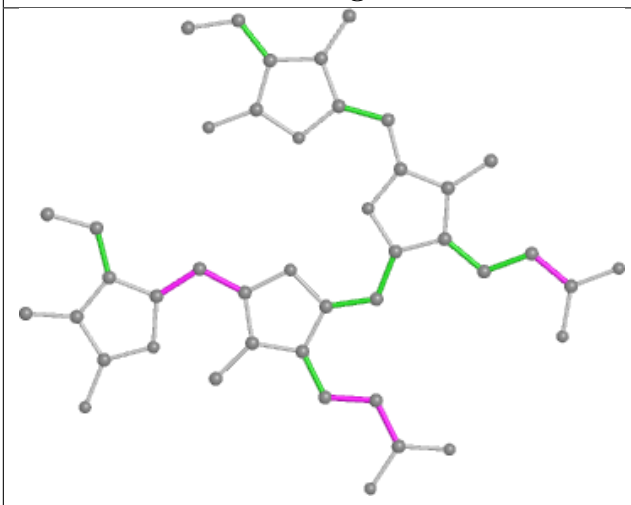

Torsions

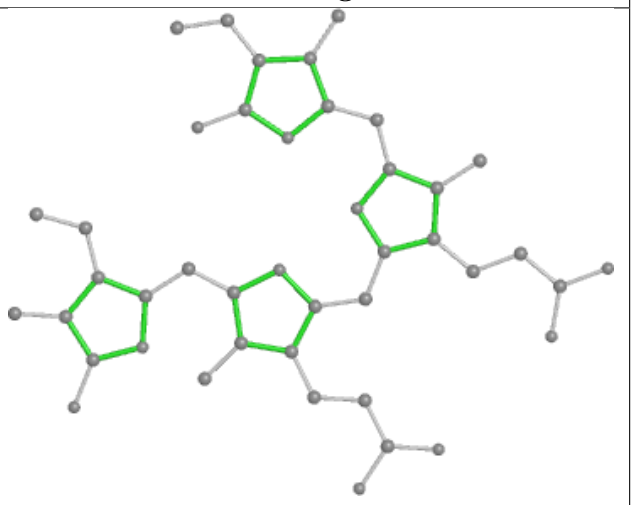

Rings

Ligand PEB E5 202

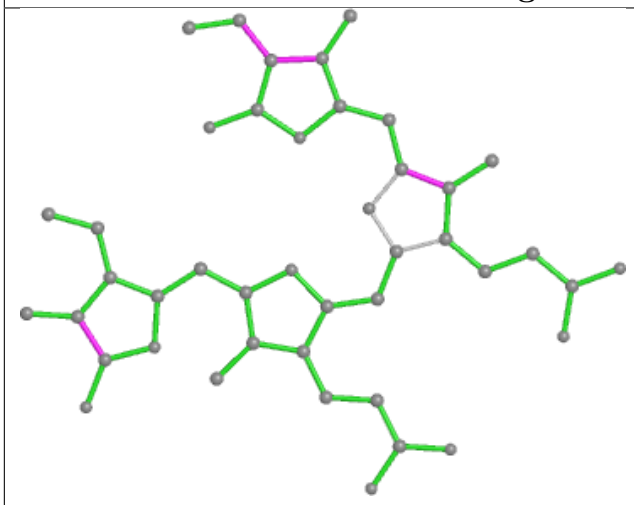

Bond lengths

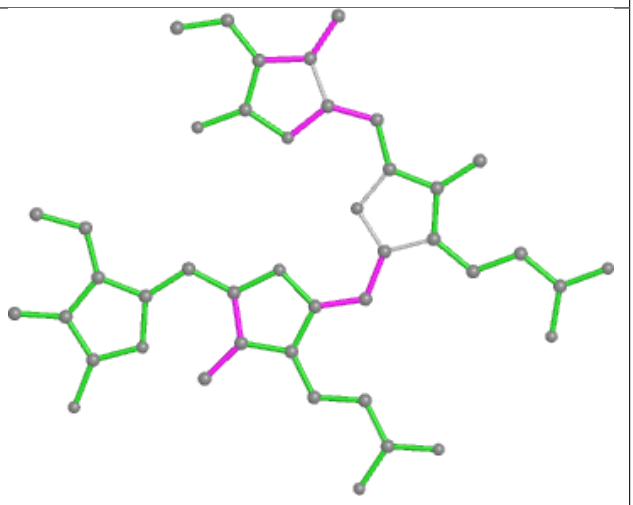

Bond angles

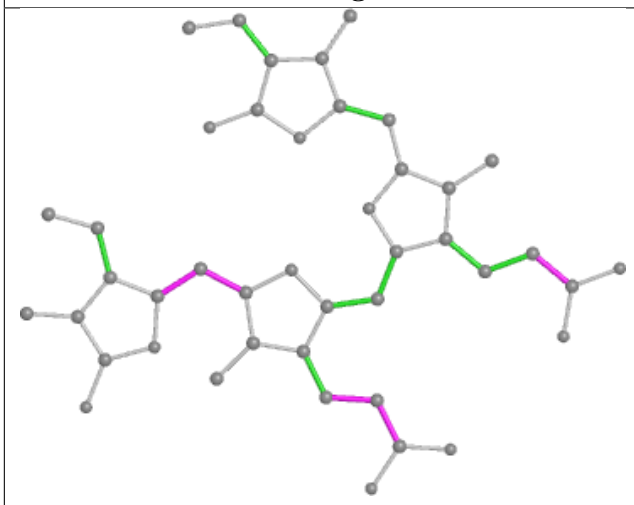

Torsions

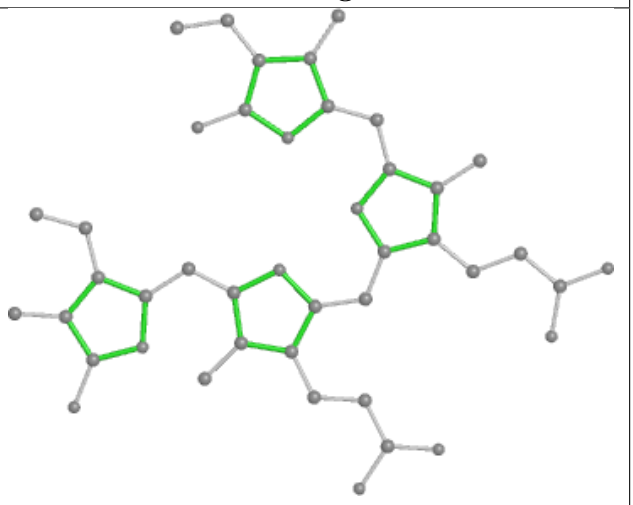

Rings

Ligand PEB fq 202

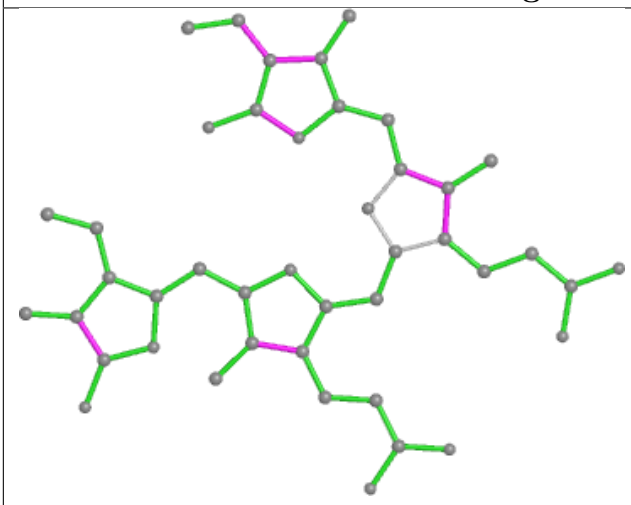

Bond lengths

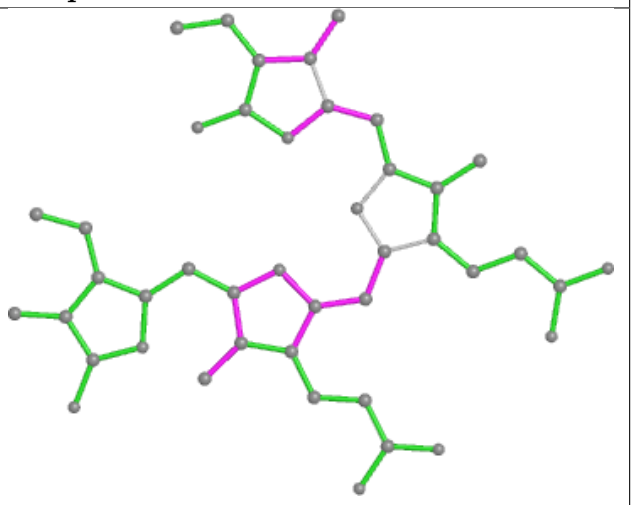

Bond angles

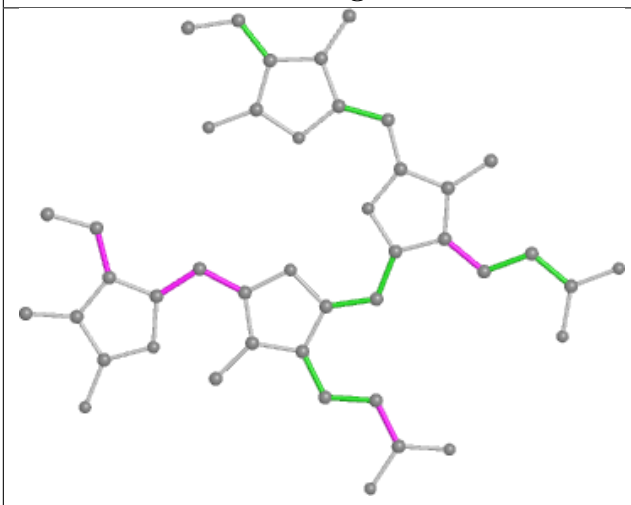

Torsions

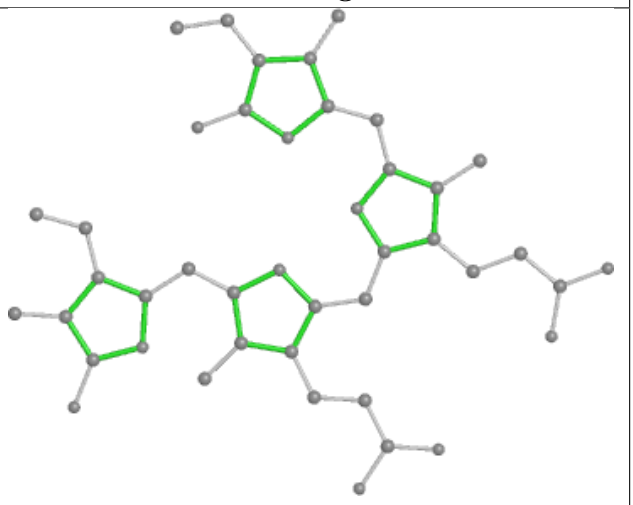

Rings

Ligand PEB C4 1001

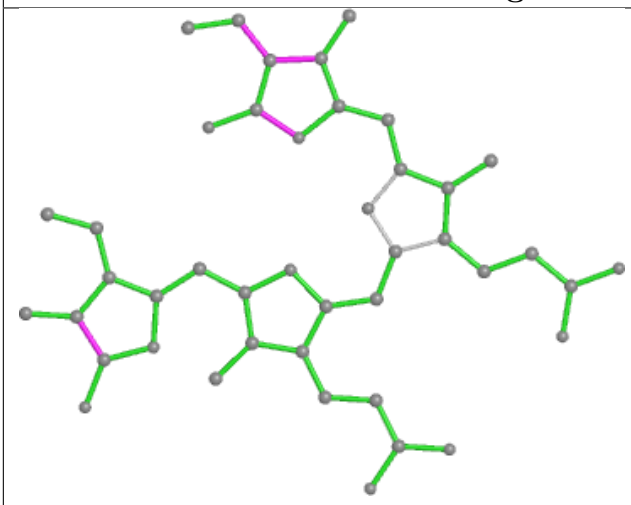

Bond lengths

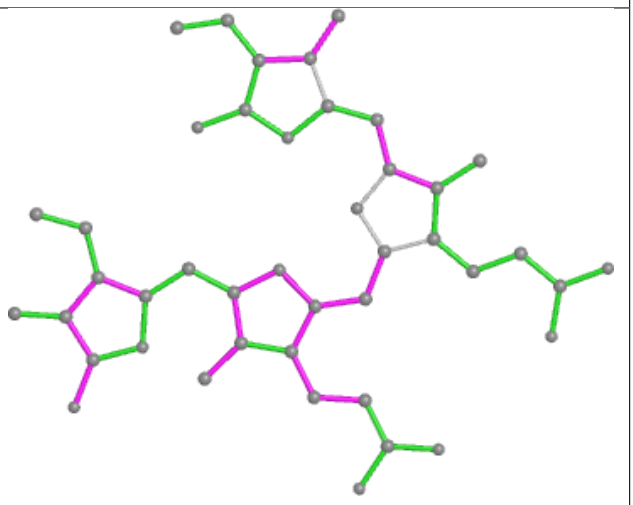

Bond angles

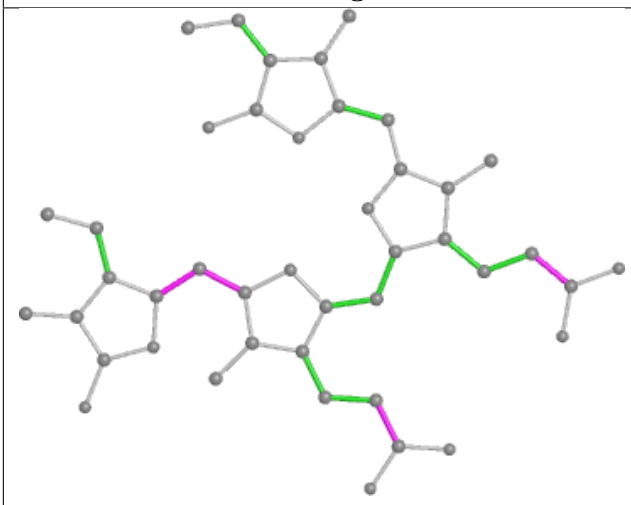

Torsions

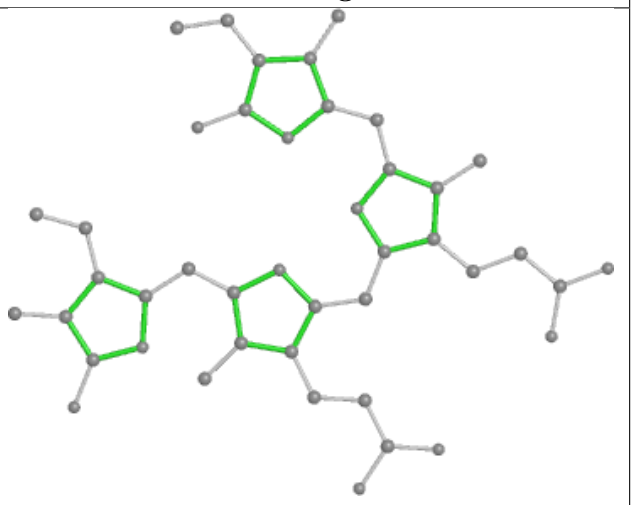

Rings

Ligand PEB hL 202

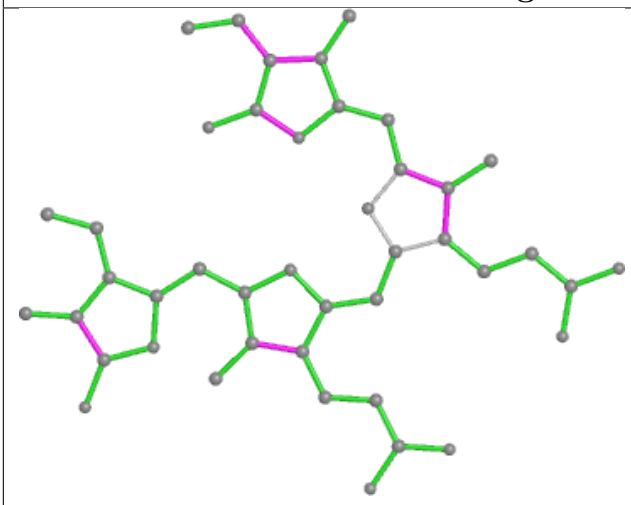

Bond lengths

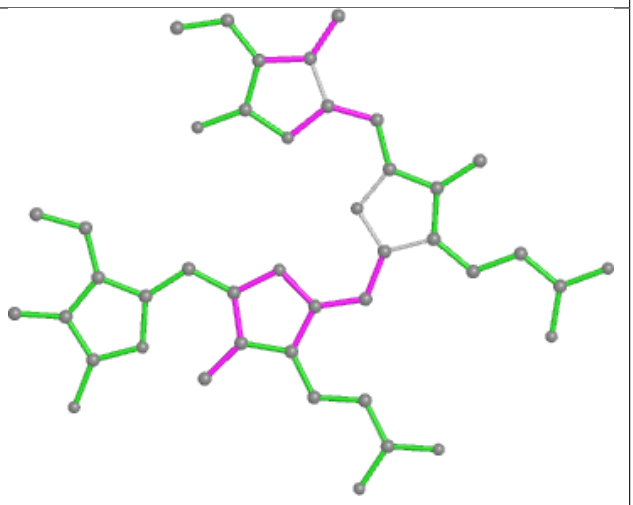

Bond angles

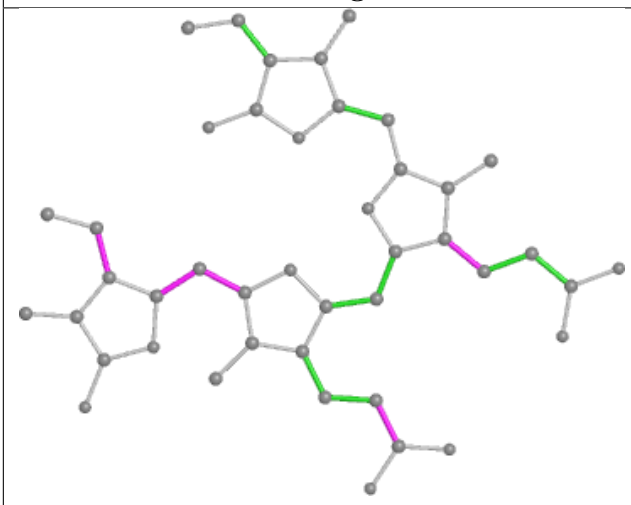

Torsions

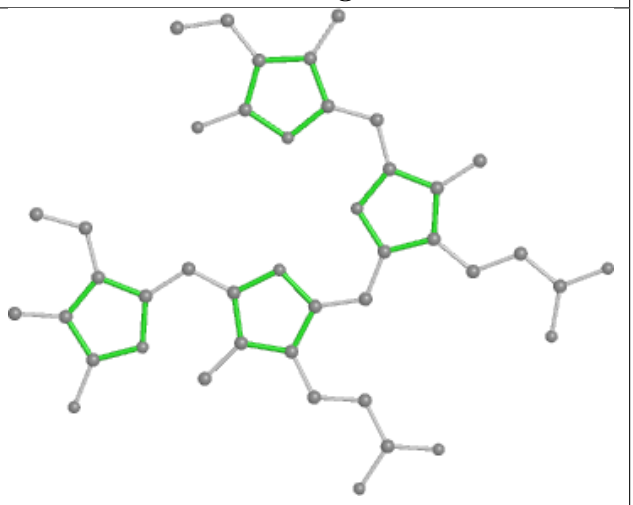

Rings

Ligand PEB cL 202

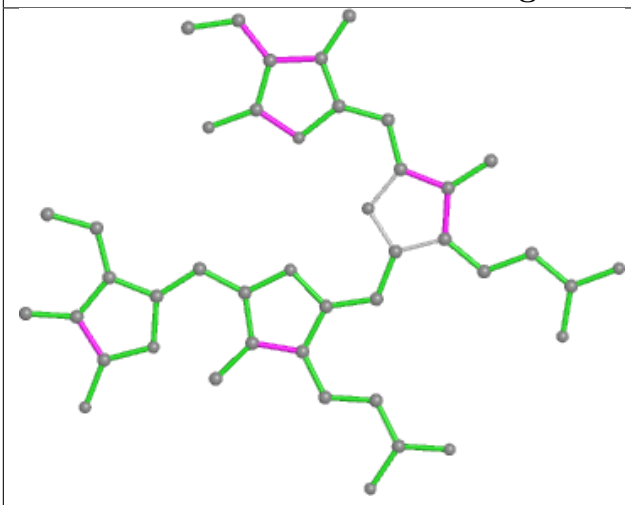

Bond lengths

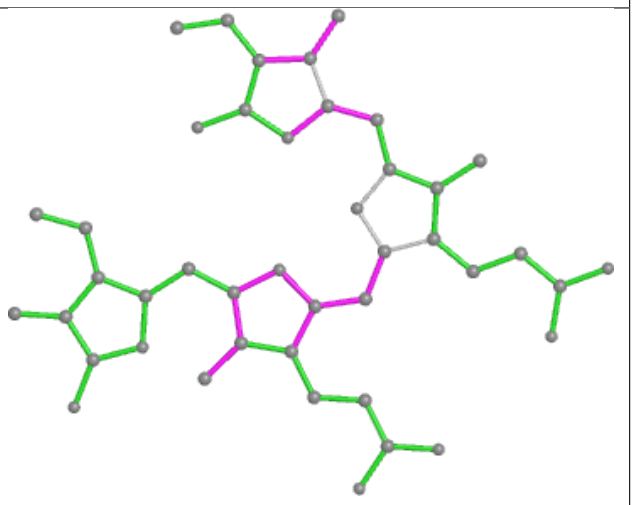

Bond angles

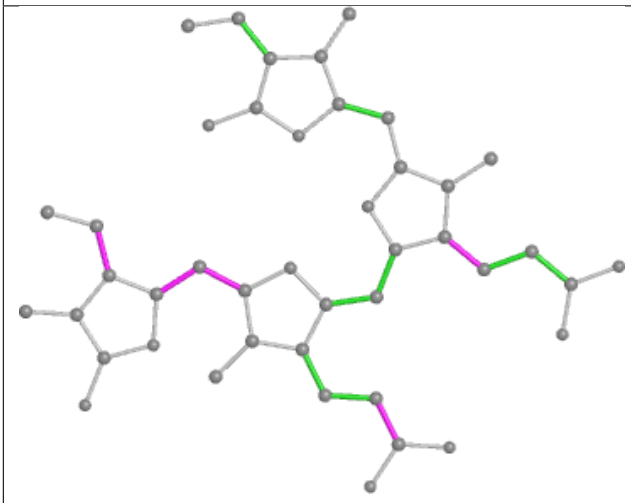

Torsions

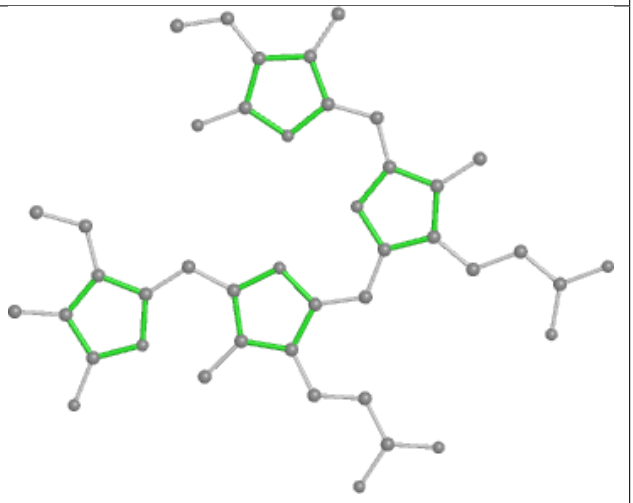

Rings

Ligand PEB bI 201

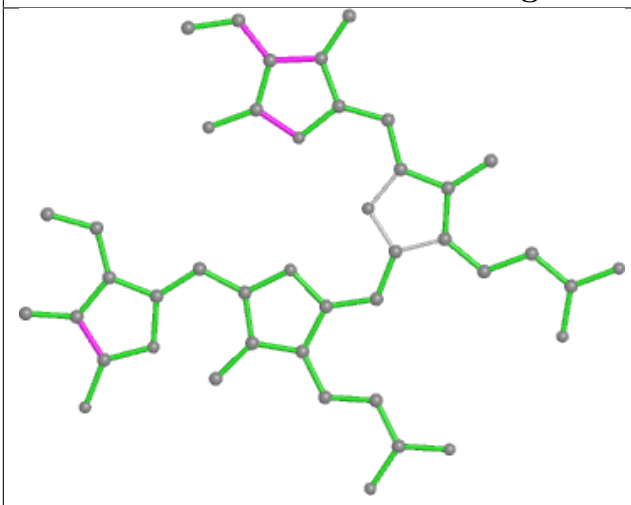

Bond lengths

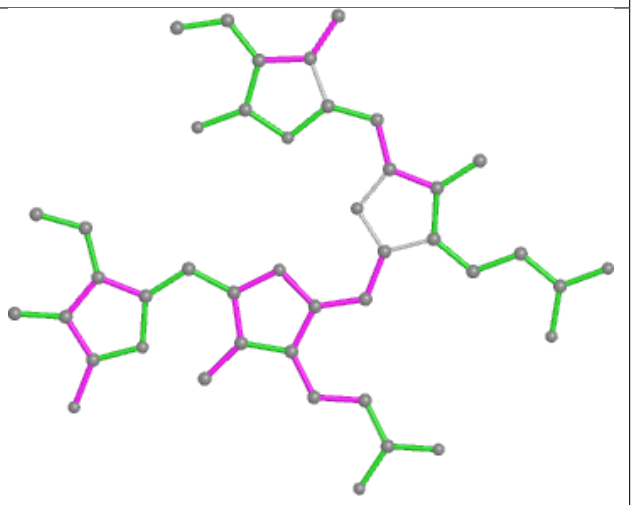

Bond angles

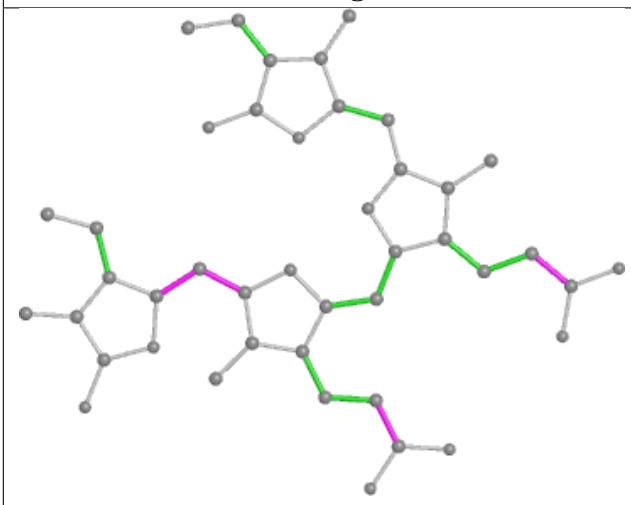

Torsions

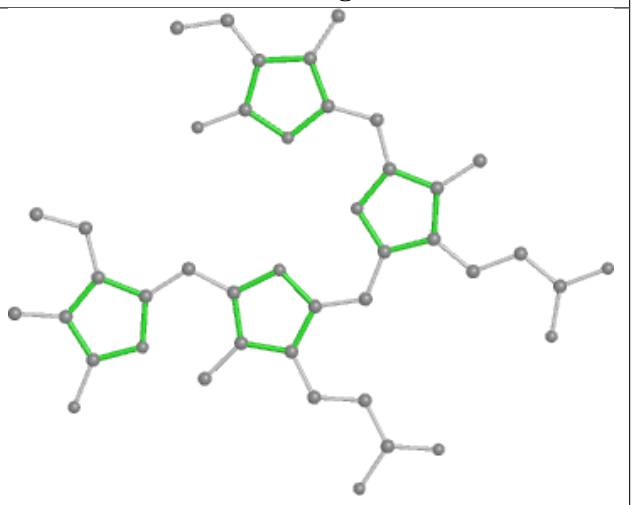

Rings

Ligand PUB c6 203

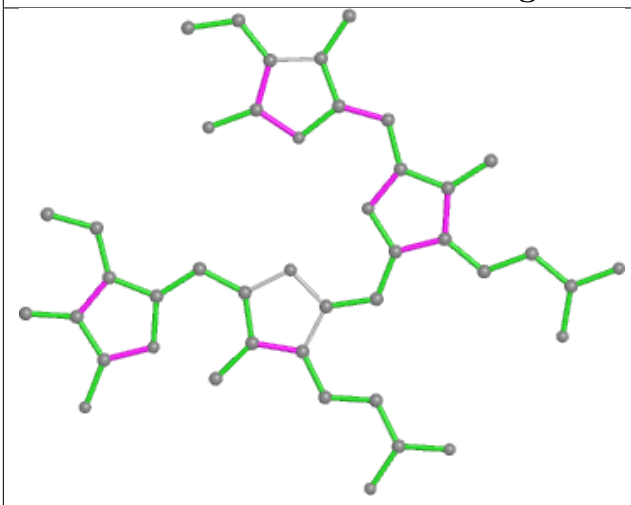

Bond lengths

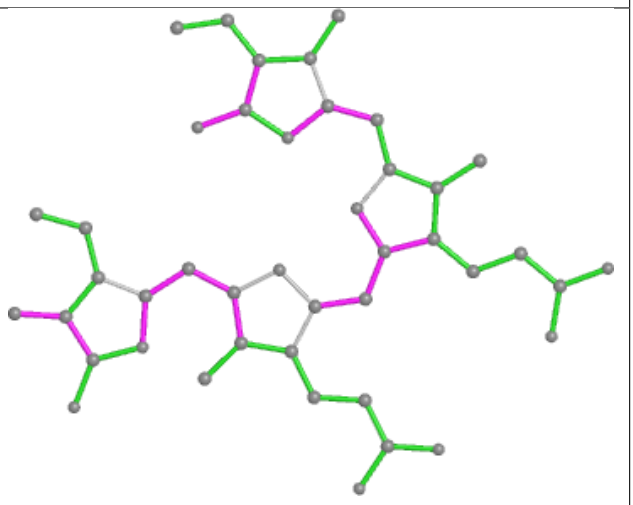

Bond angles

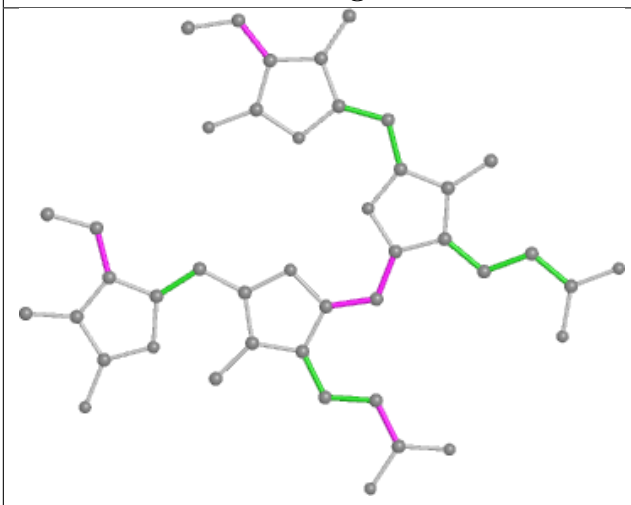

Torsions

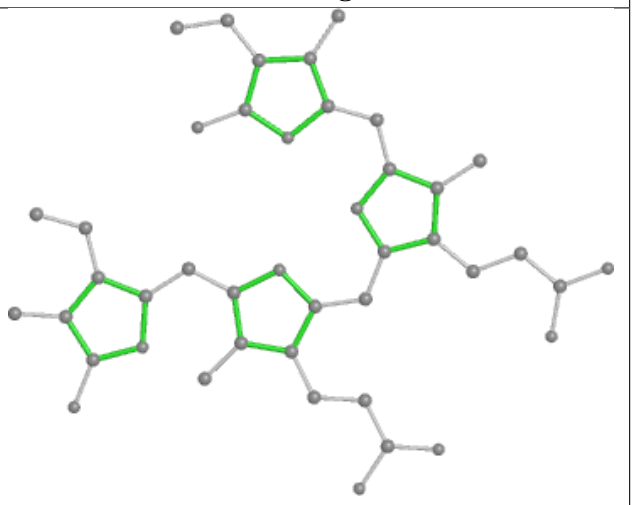

Rings

Ligand PUB r5 203

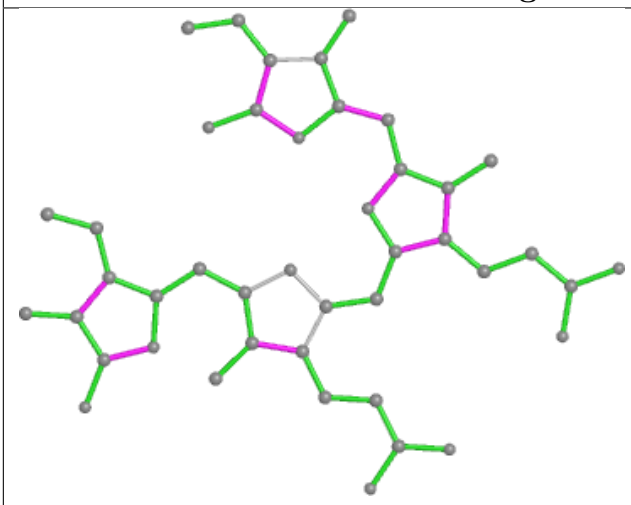

Bond lengths

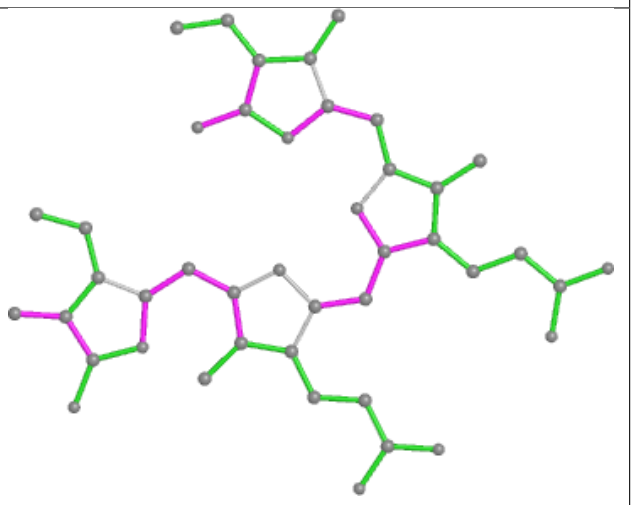

Bond angles

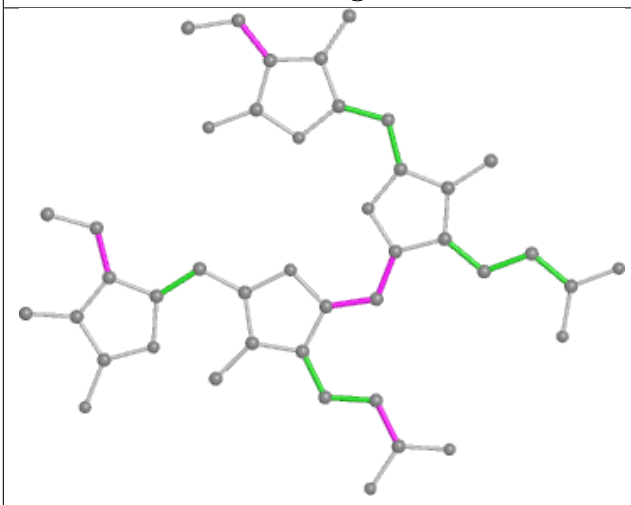

Torsions

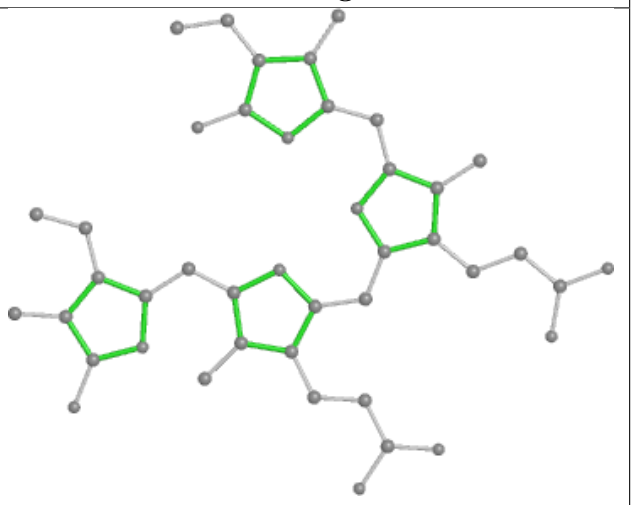

Rings

Ligand CYC a1 201

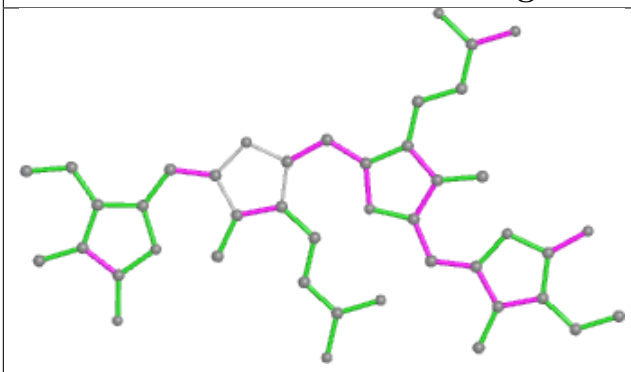

Bond lengths

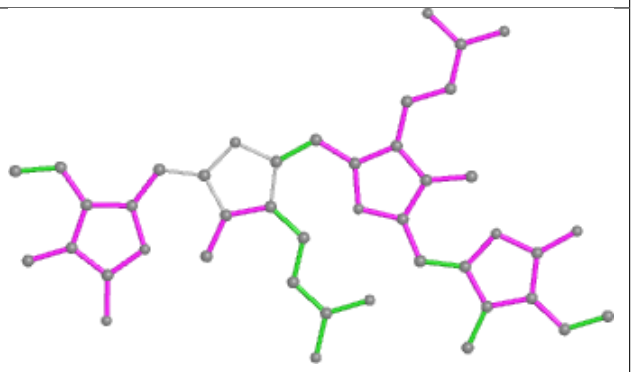

Bond angles

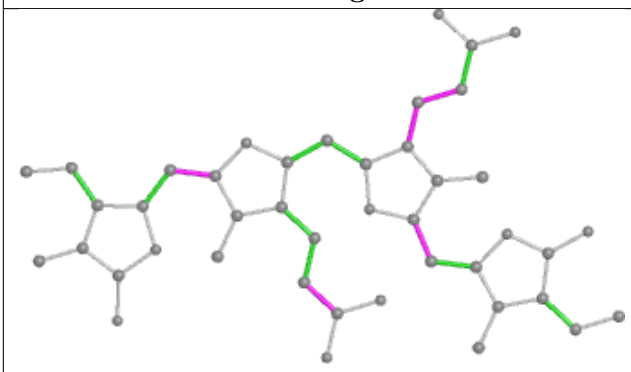

Torsions

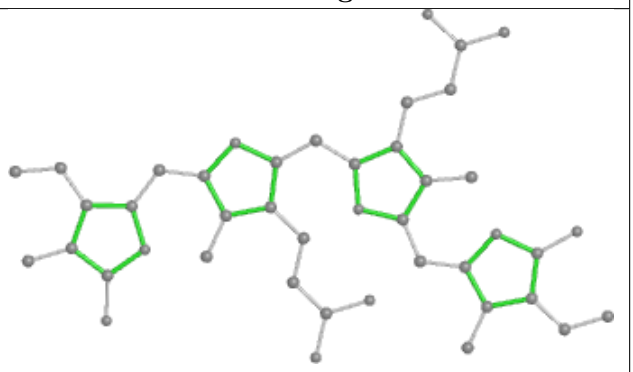

Rings

Ligand PEB E7 202

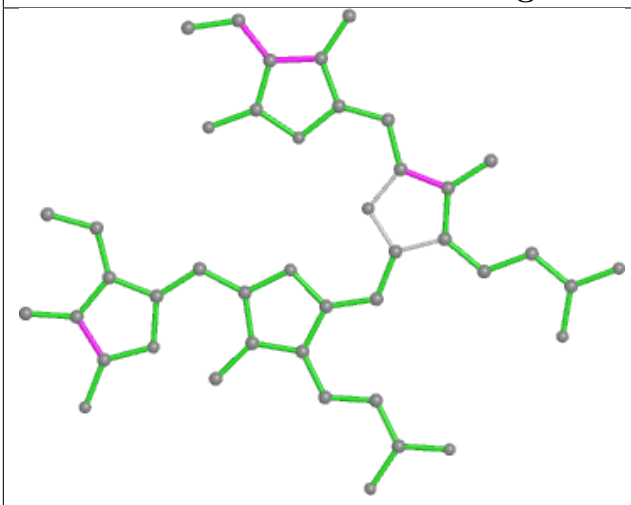

Bond lengths

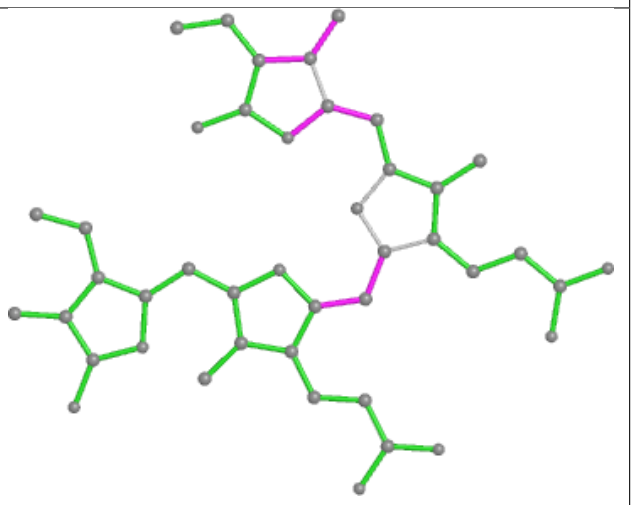

Bond angles

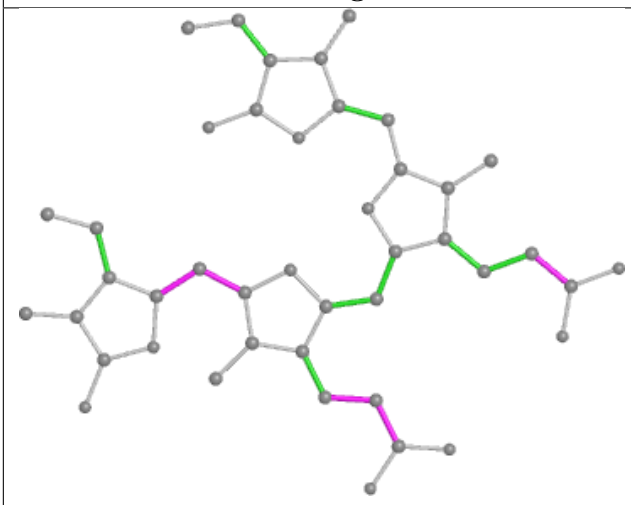

Torsions

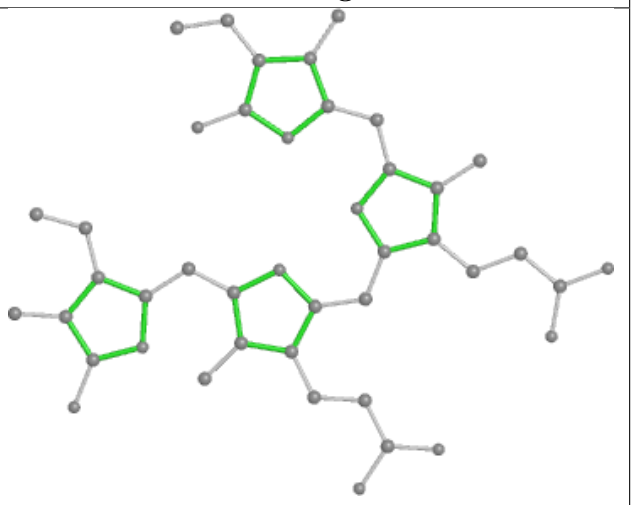

Rings

Ligand PEB gy 303

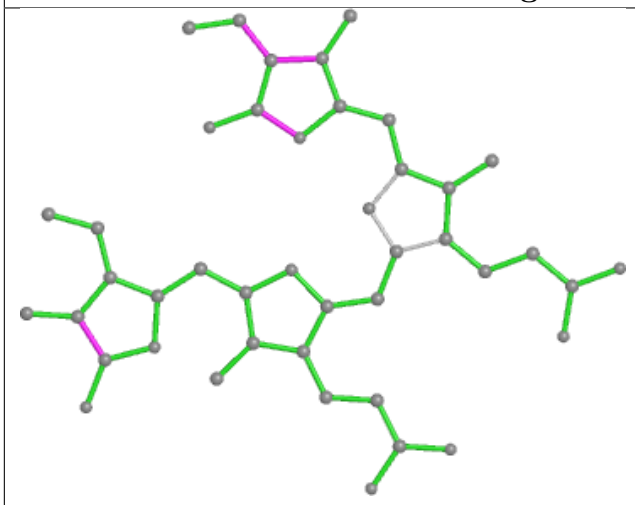

Bond lengths

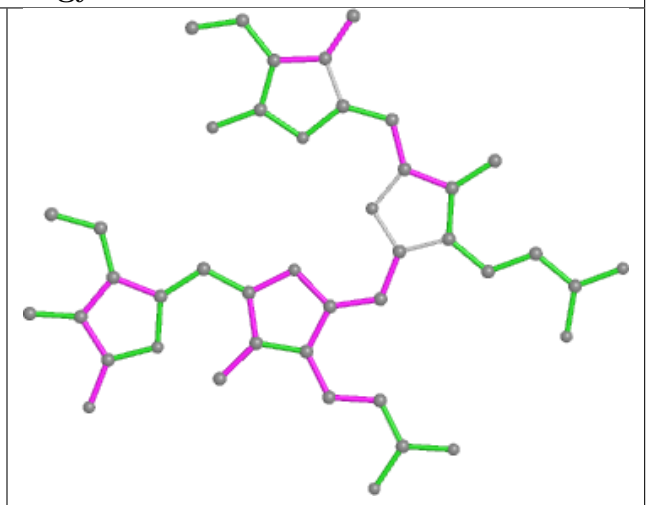

Bond angles

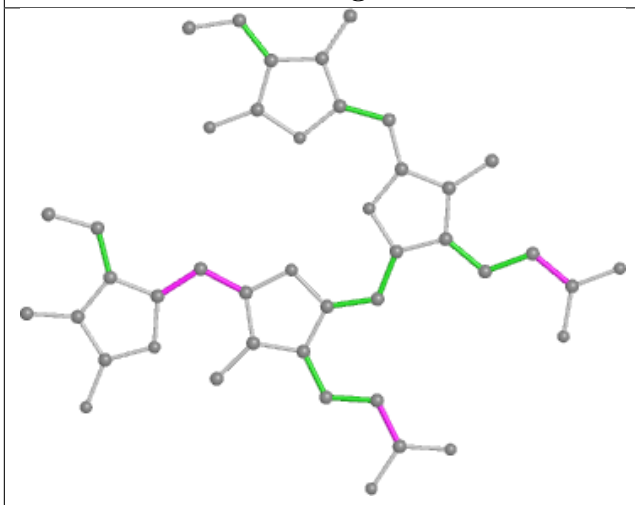

Torsions

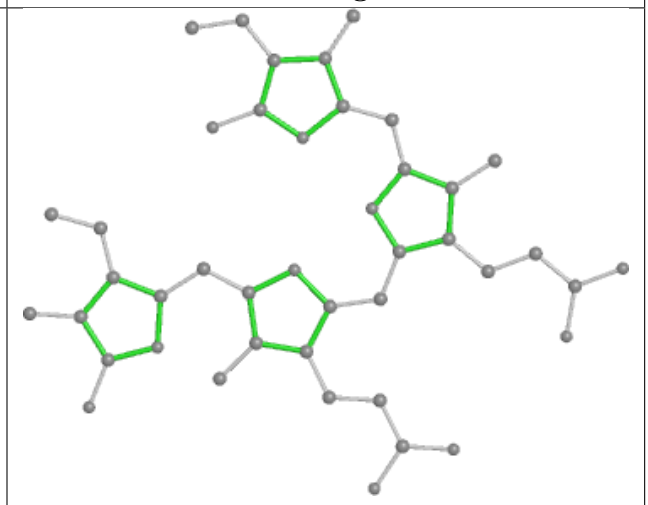

Rings

Ligand PUB f8 203

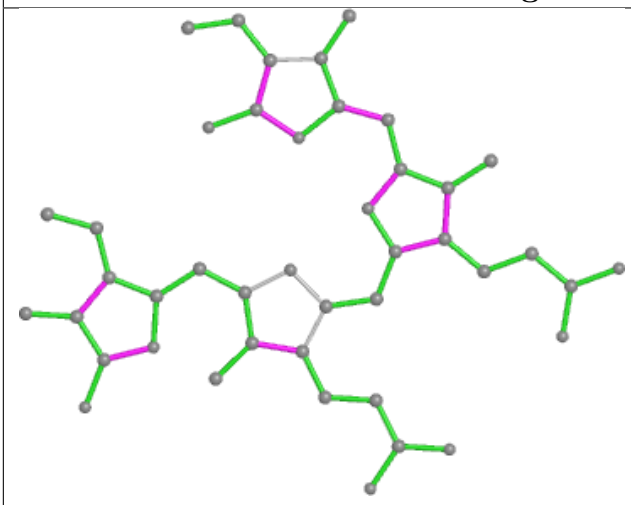

Bond lengths

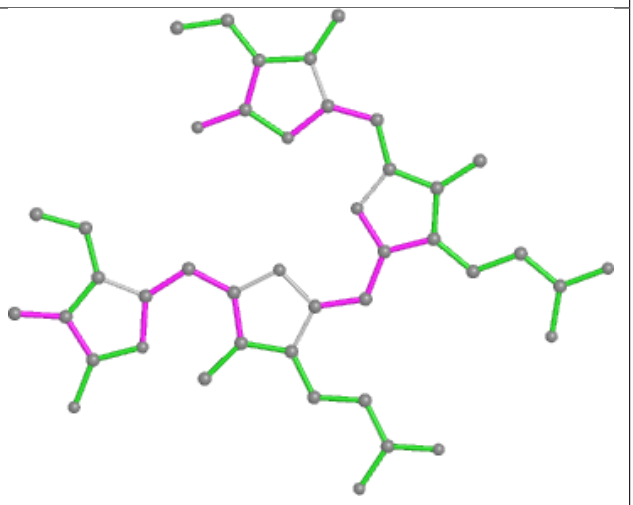

Bond angles

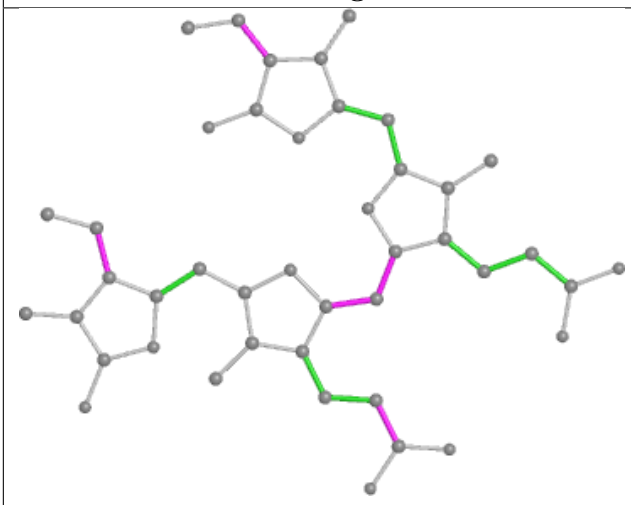

Torsions

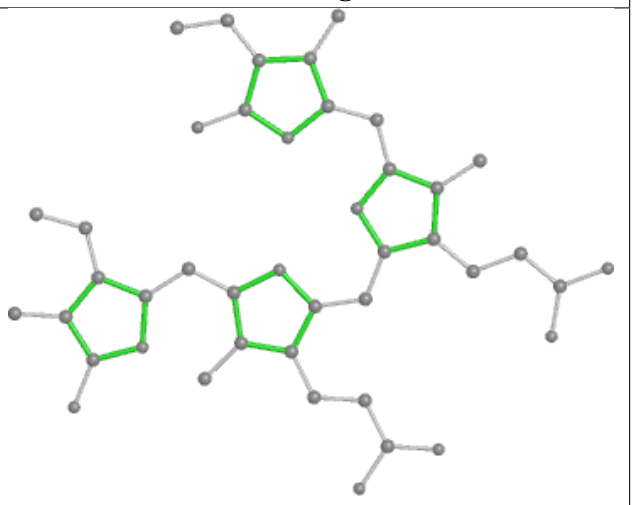

Rings

Ligand PEB v3 202

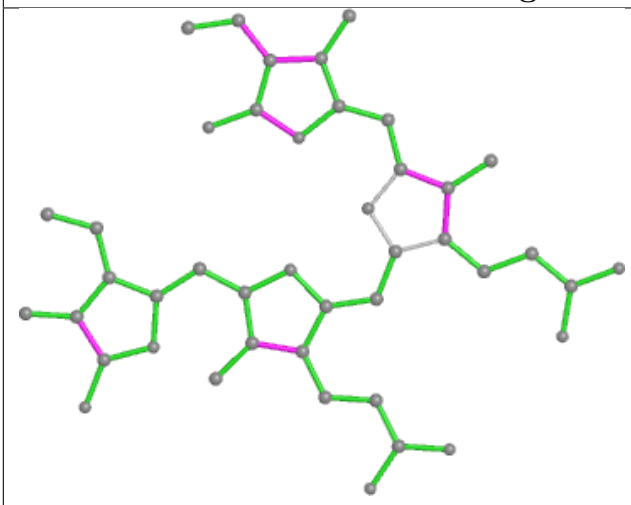

Bond lengths

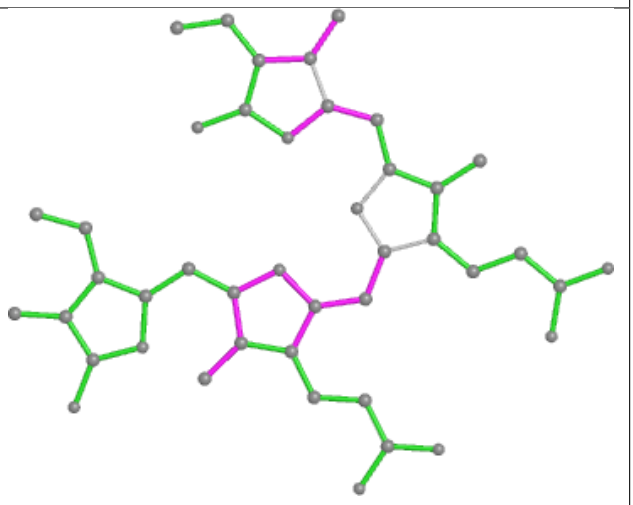

Bond angles

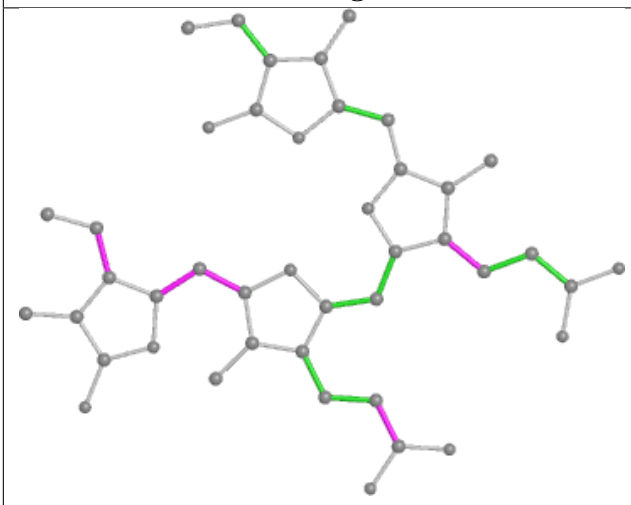

Torsions

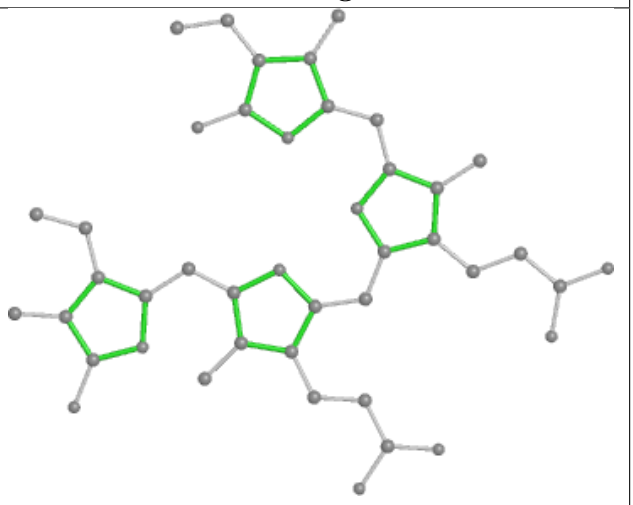

Rings

Ligand PEB F2 201

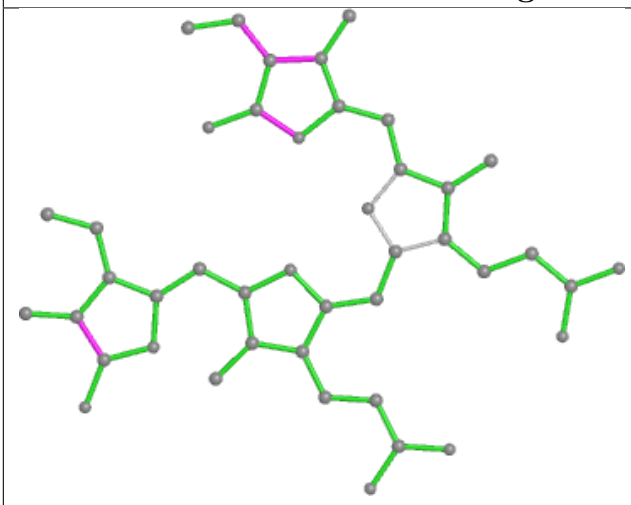

Bond lengths

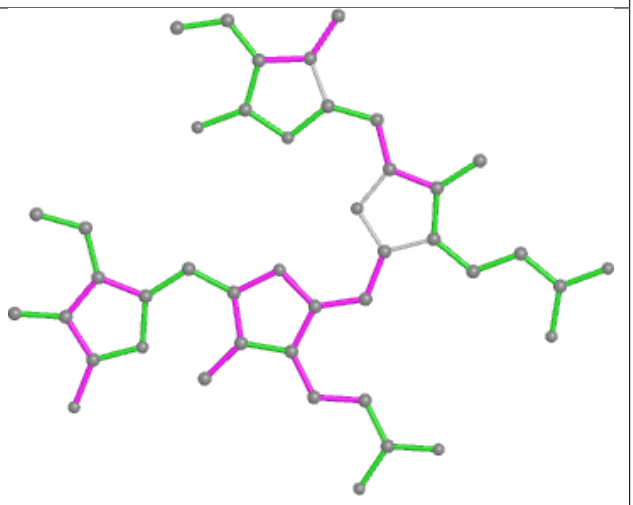

Bond angles

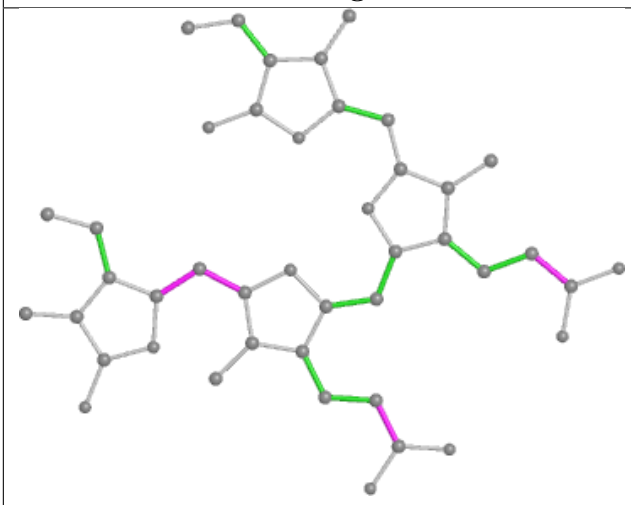

Torsions

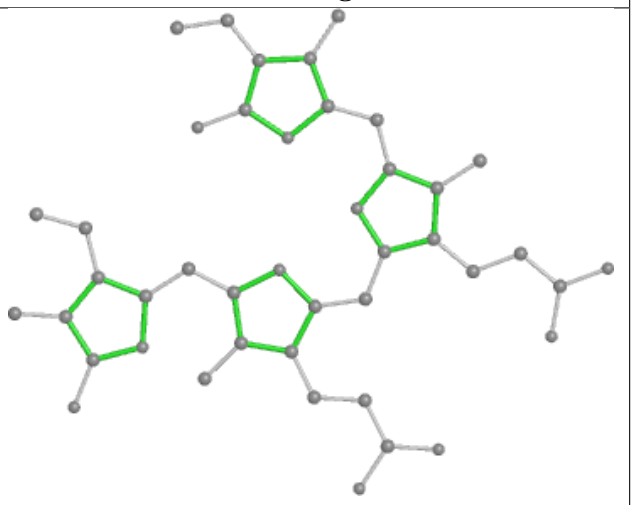

Rings

Ligand CYC b2 1001

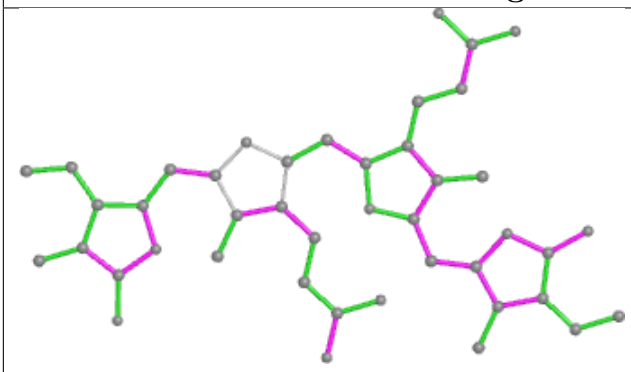

Bond lengths

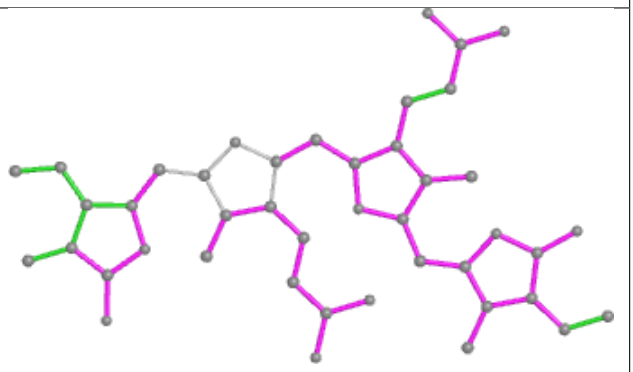

Bond angles

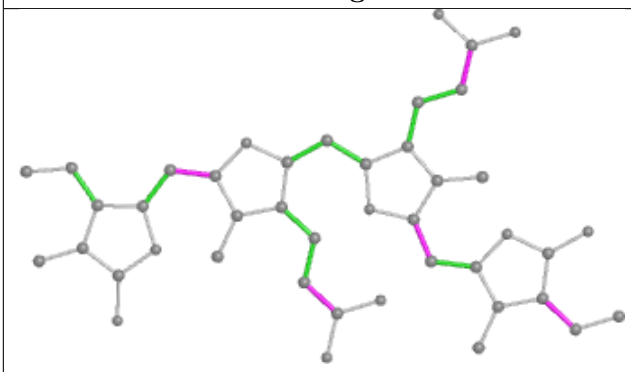

Torsions

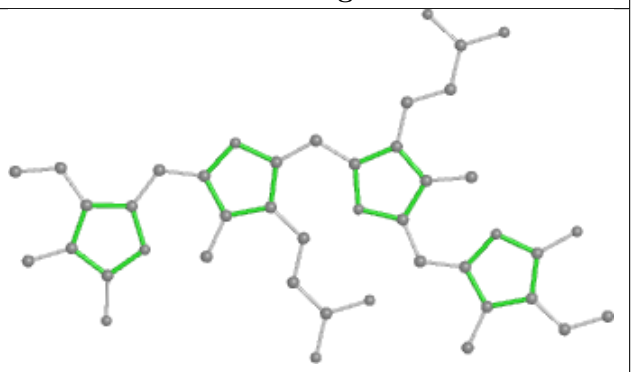

Rings

Ligand PEB r3 201

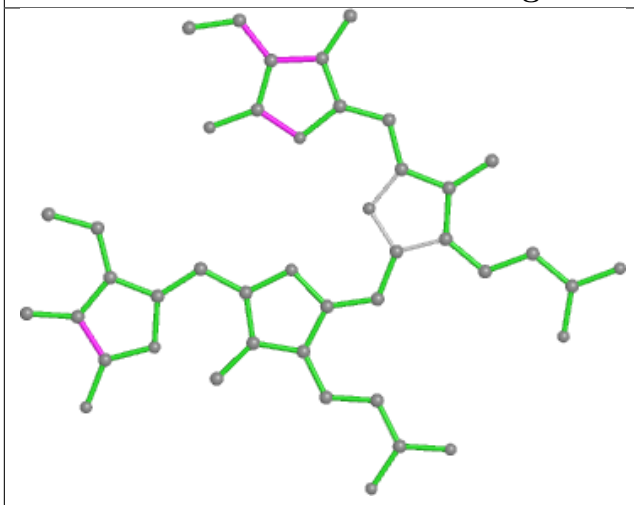

Bond lengths

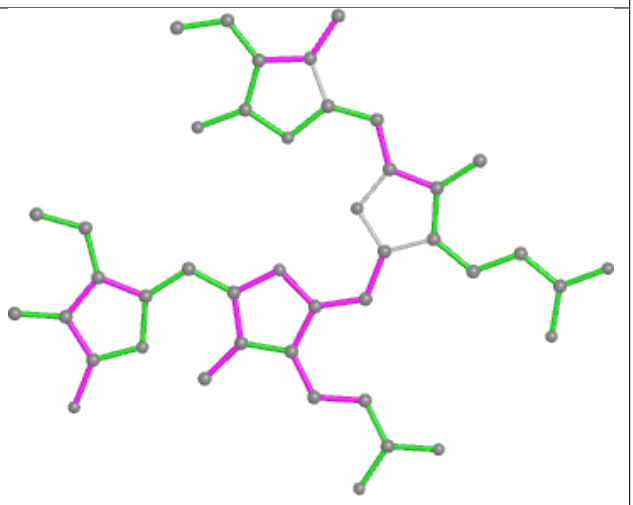

Bond angles

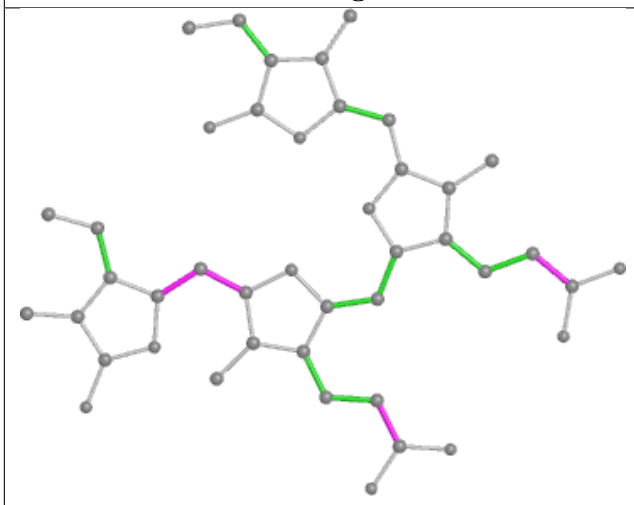

Torsions

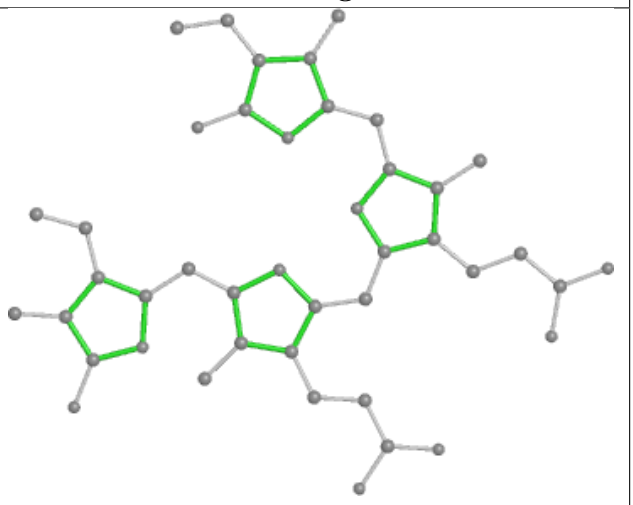

Rings

Ligand CYC d1 1001

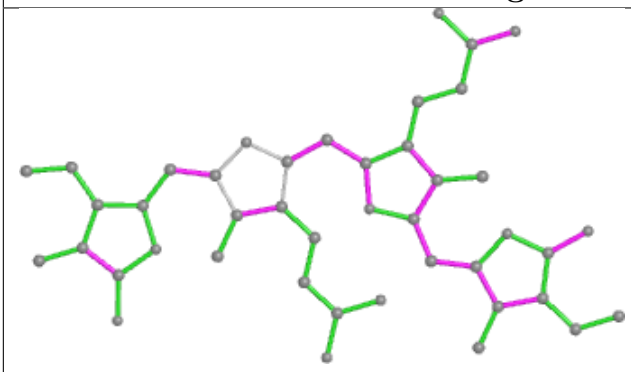

Bond lengths

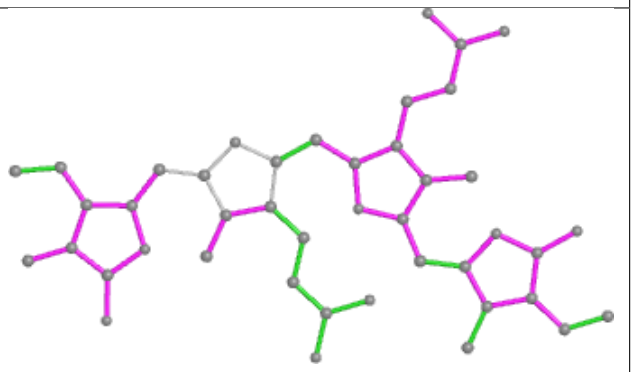

Bond angles

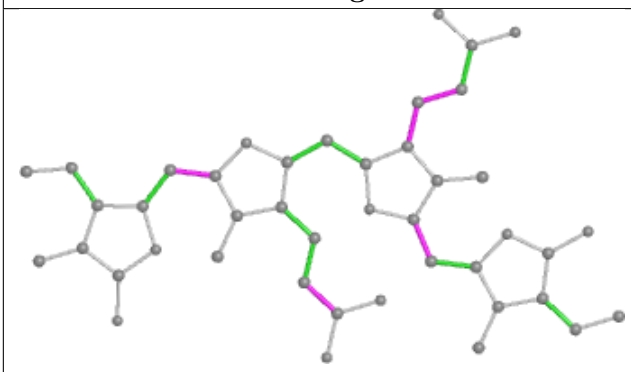

Torsions

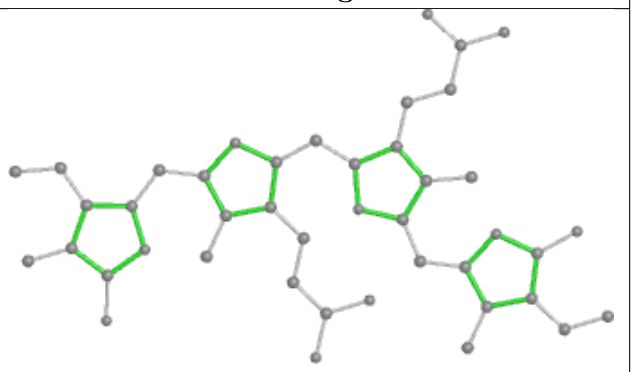

Rings

Ligand PUB aB 203

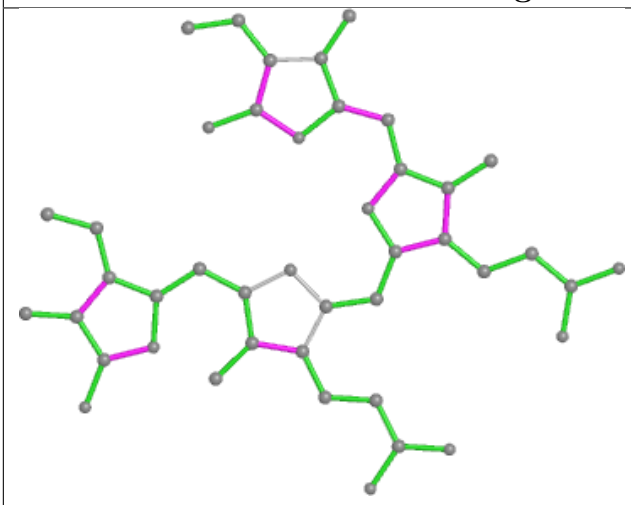

Bond lengths

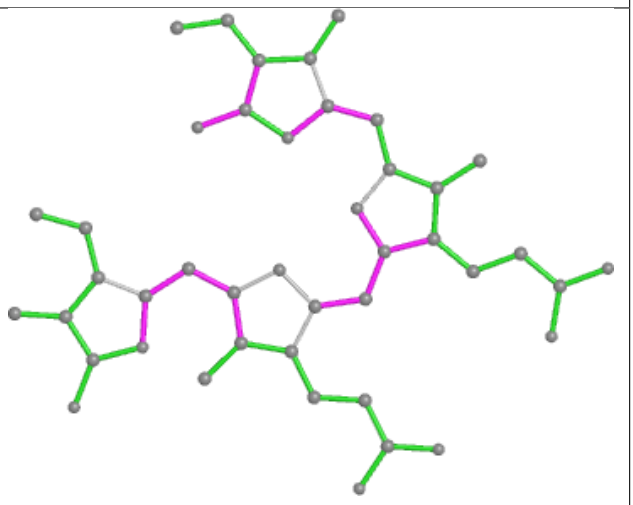

Bond angles

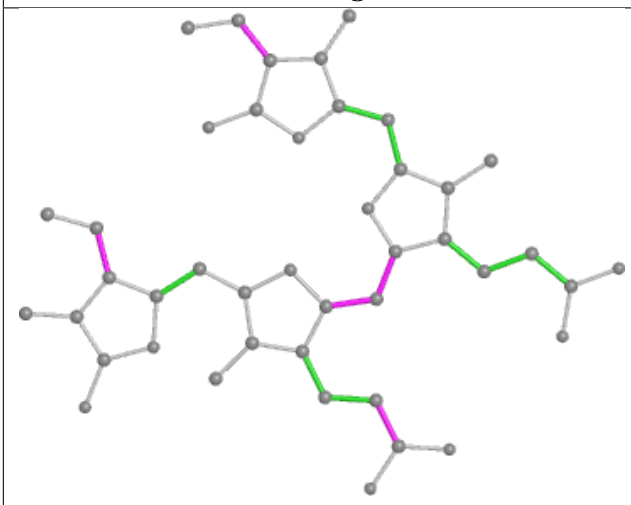

Torsions

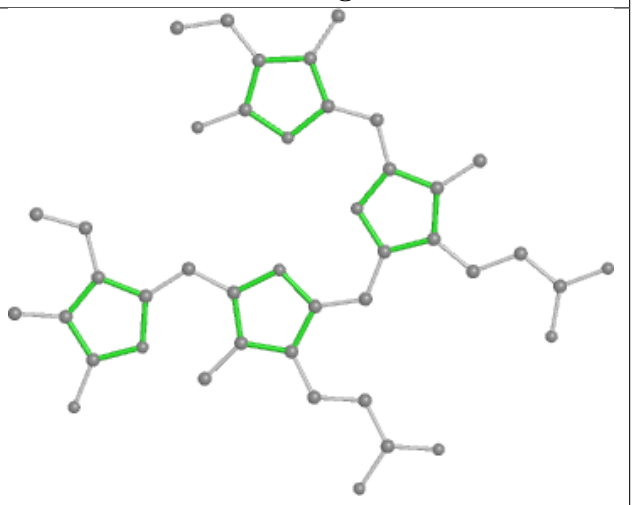

Rings

Ligand PUB e9 306

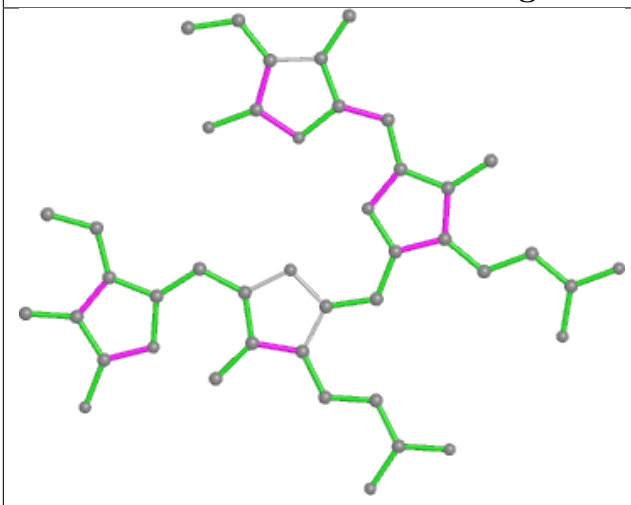

Bond lengths

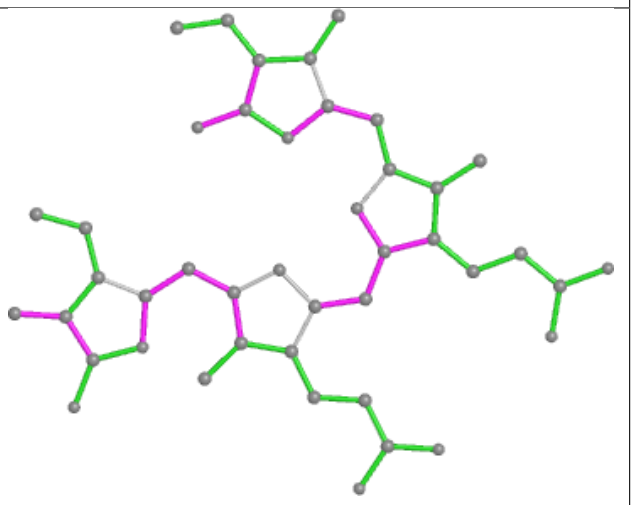

Bond angles

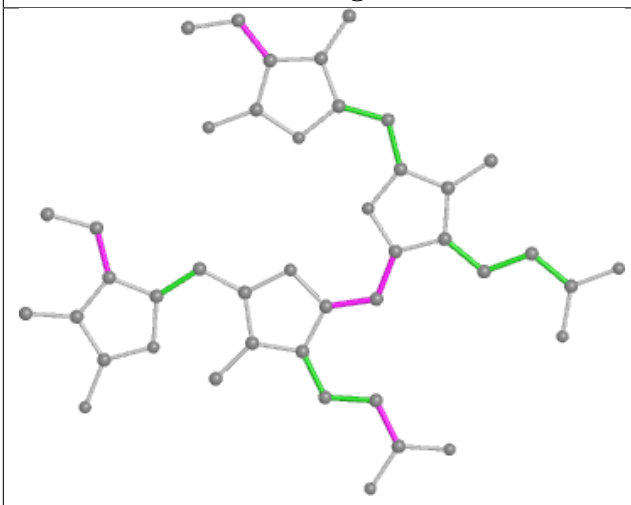

Torsions

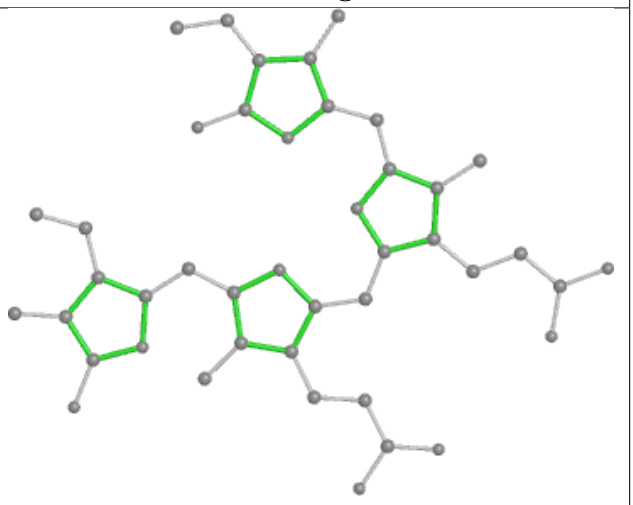

Rings

Ligand PEB es 201

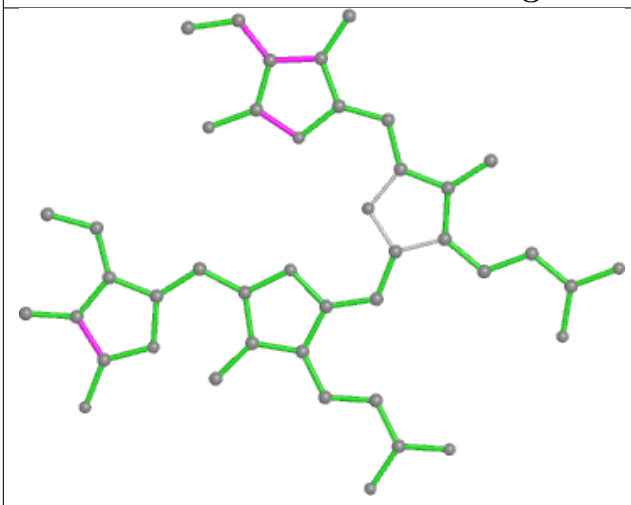

Bond lengths

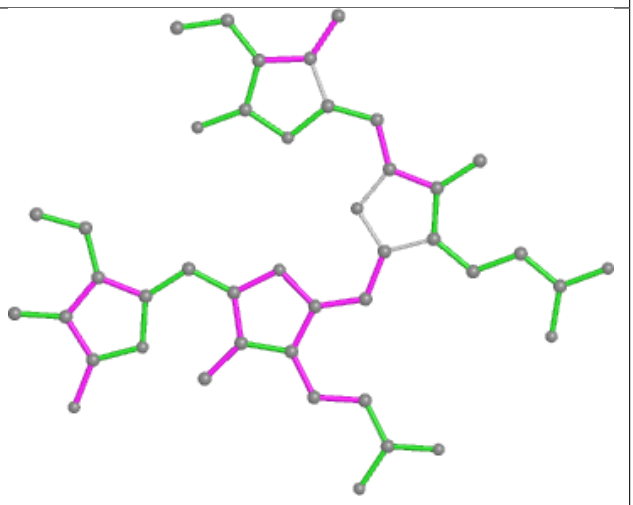

Bond angles

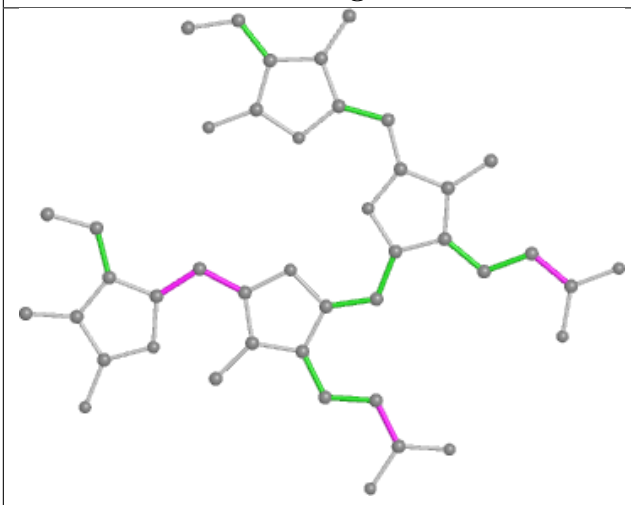

Torsions

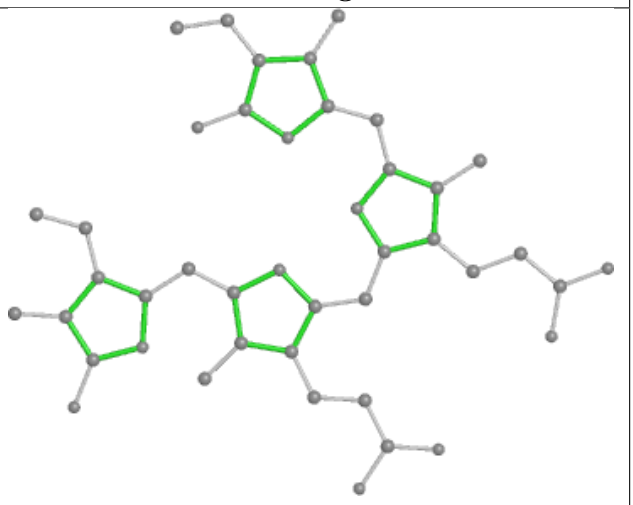

Rings

Ligand PEB ae 201

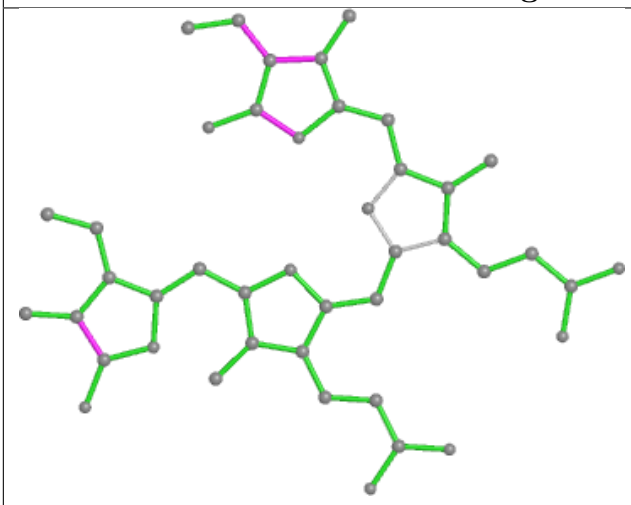

Bond lengths

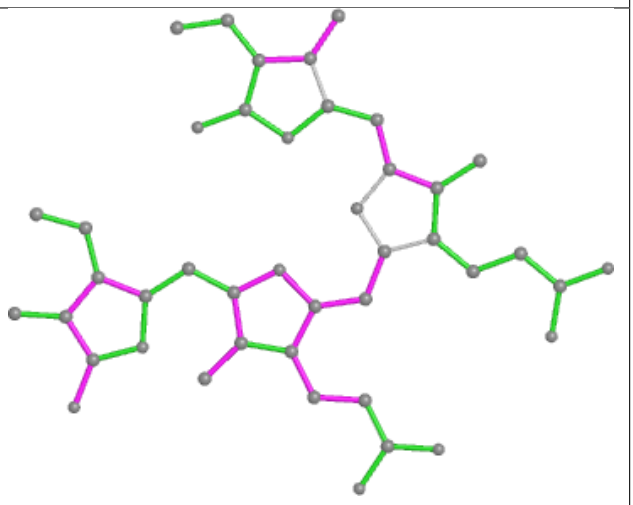

Bond angles

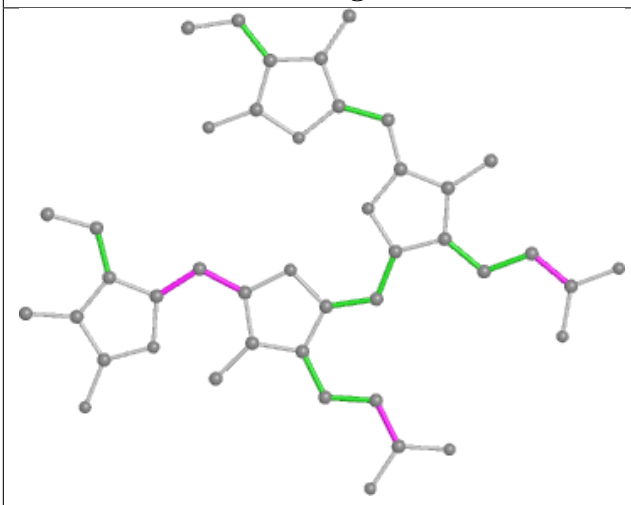

Torsions

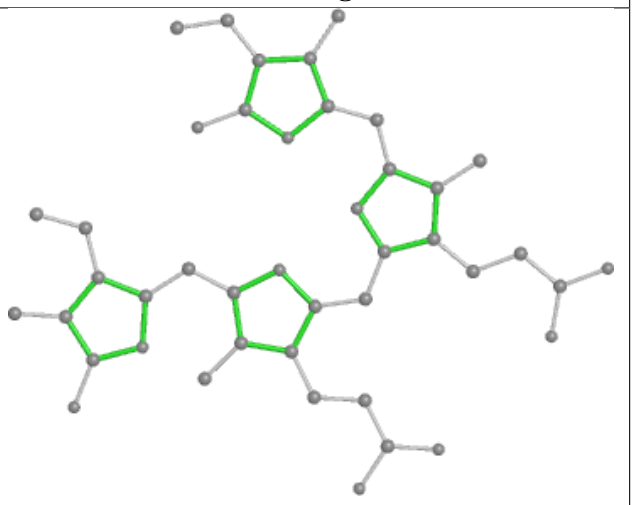

Rings

Ligand PUB X6 203

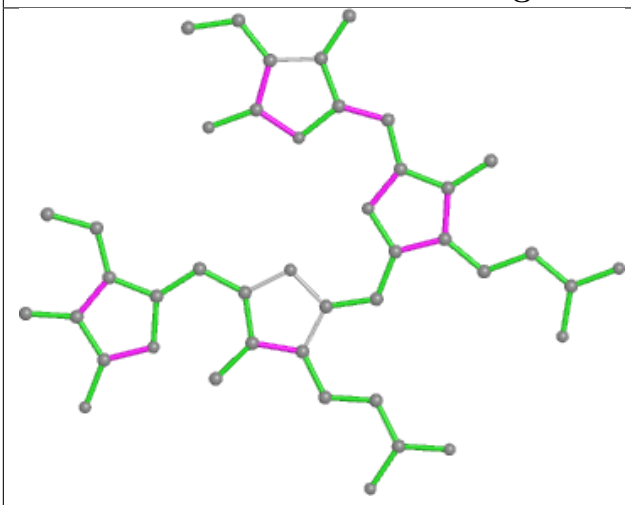

Bond lengths

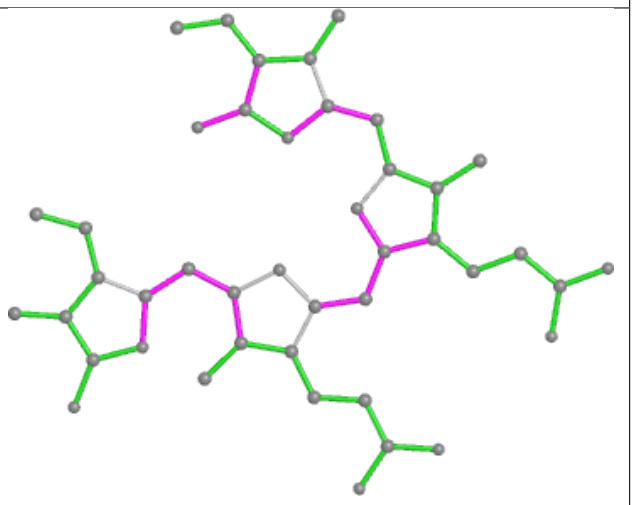

Bond angles

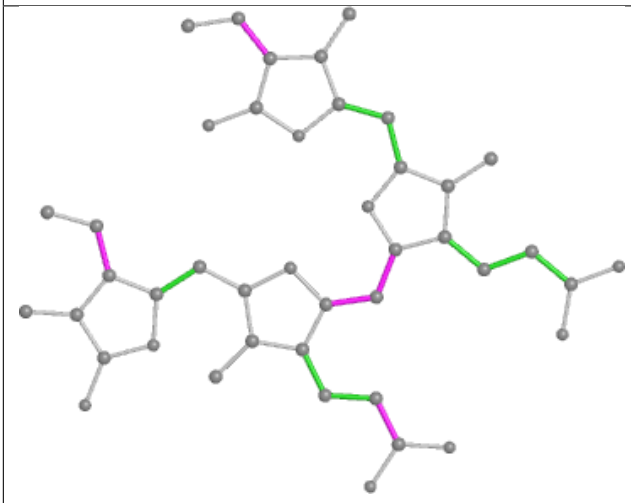

Torsions

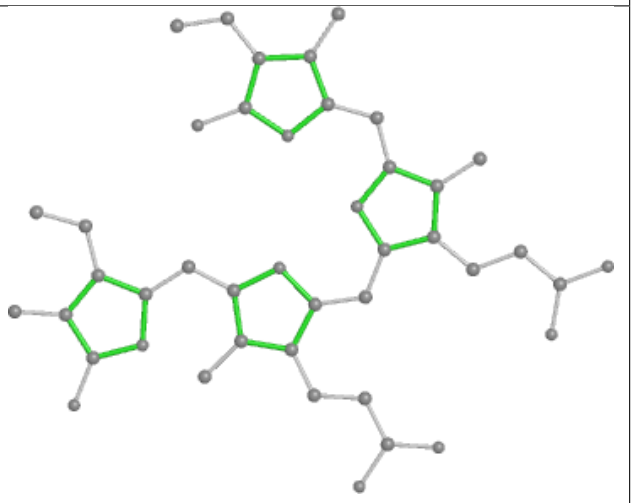

Rings

Ligand PUB eX 202

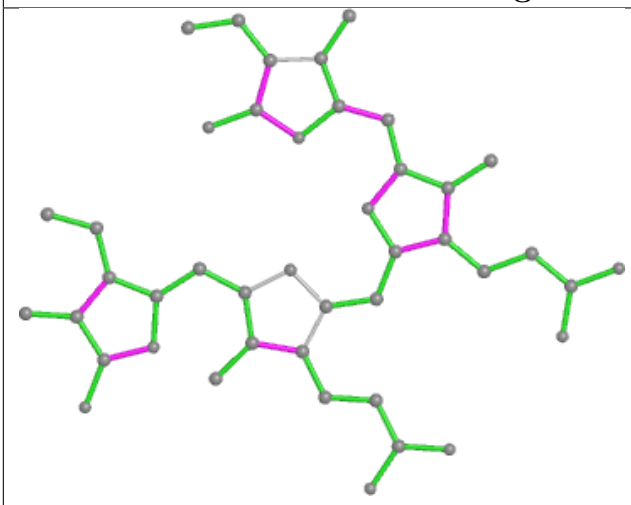

Bond lengths

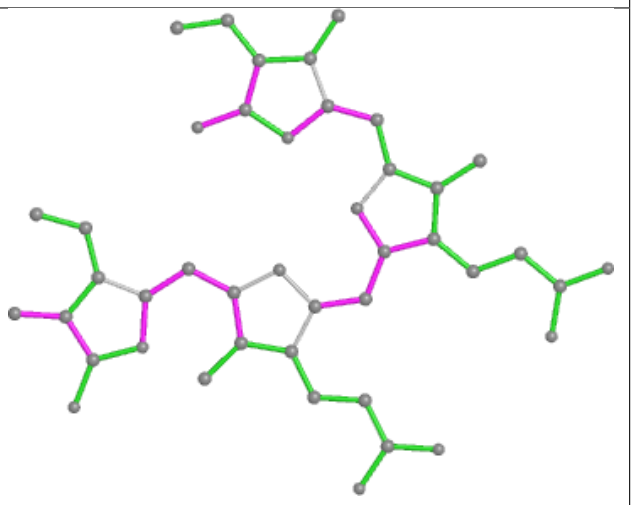

Bond angles

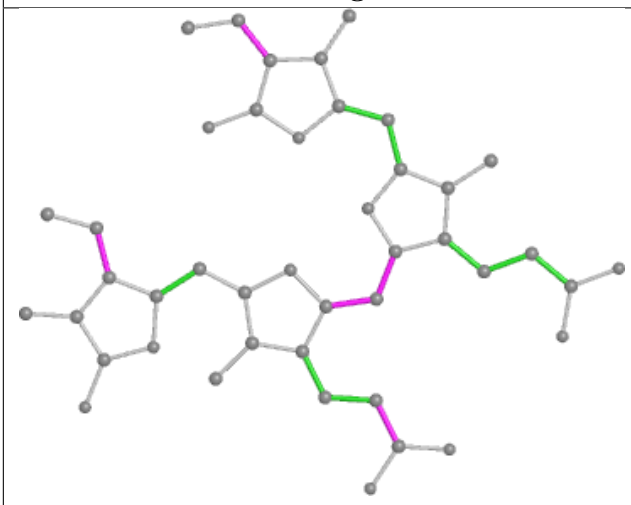

Torsions

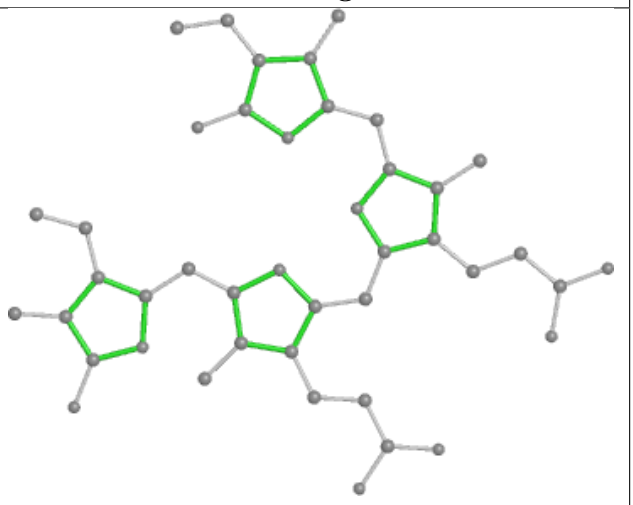

Rings

Ligand PEB D3 202

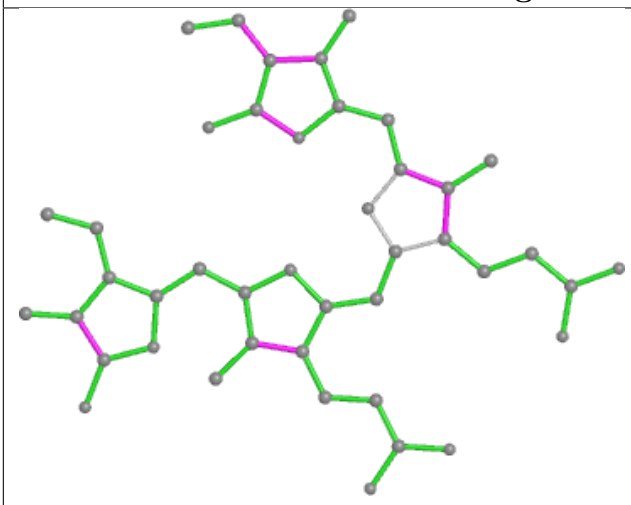

Bond lengths

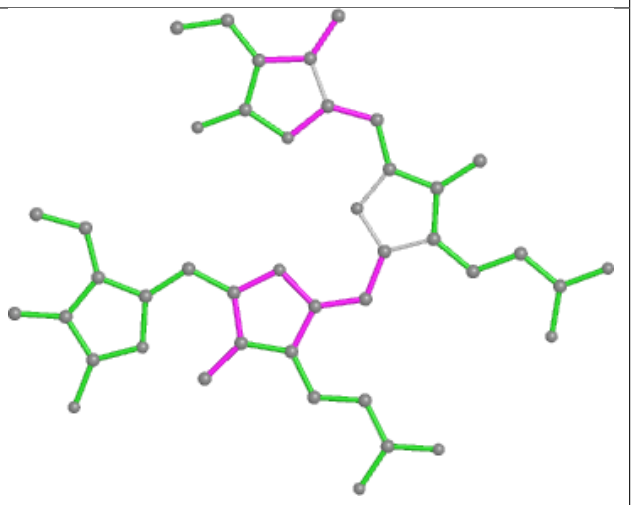

Bond angles

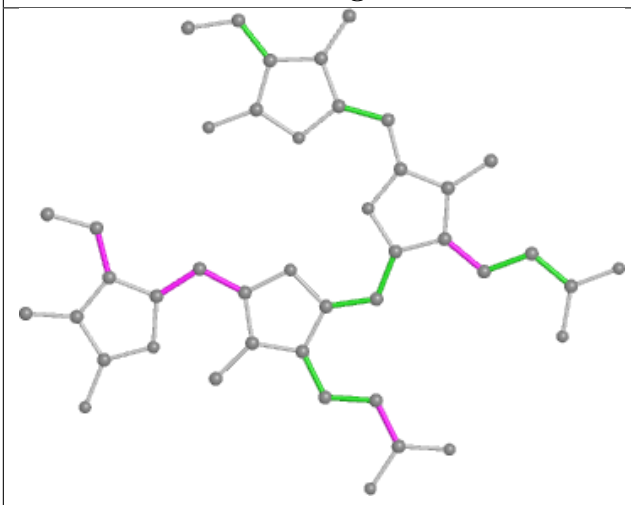

Torsions

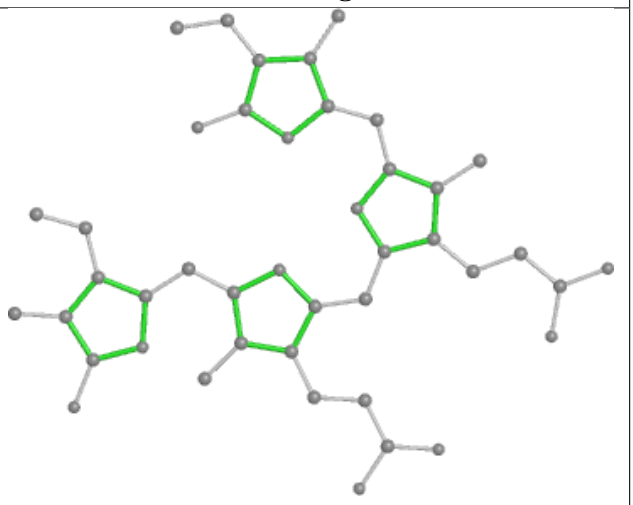

Rings

Ligand PEB aq 201

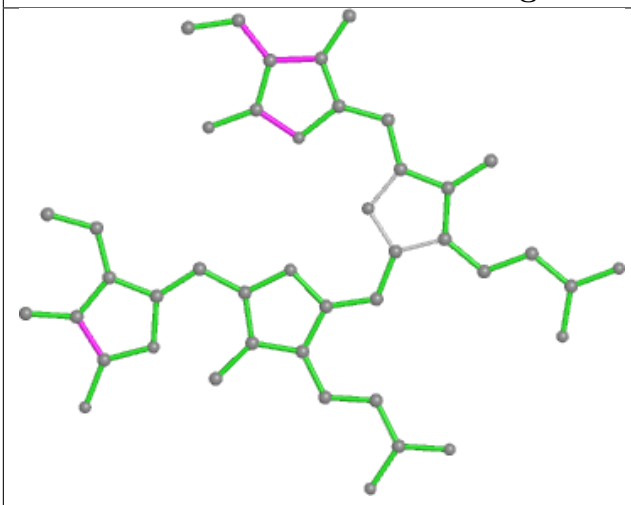

Bond lengths

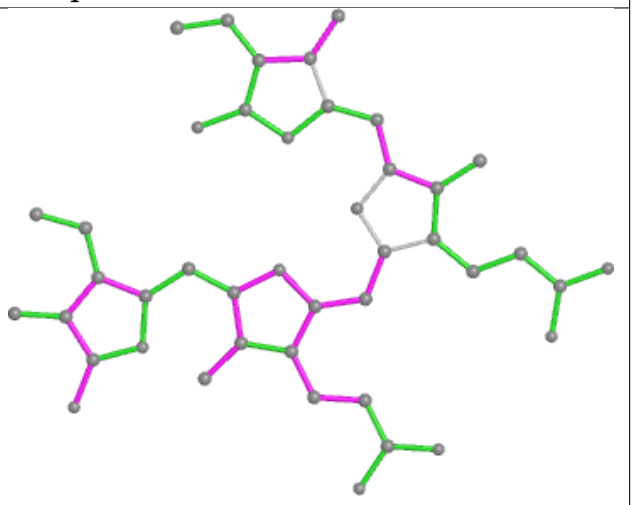

Bond angles

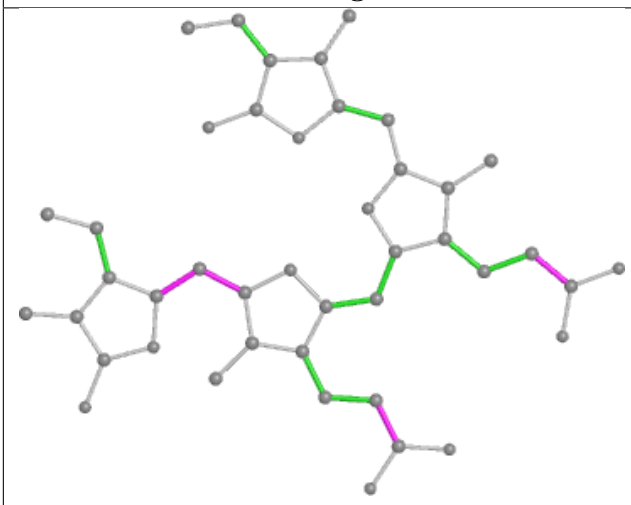

Torsions

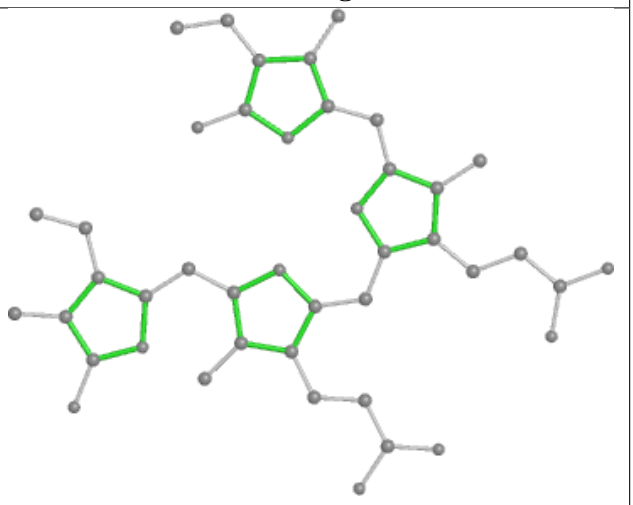

Rings

Ligand PEB T7 201

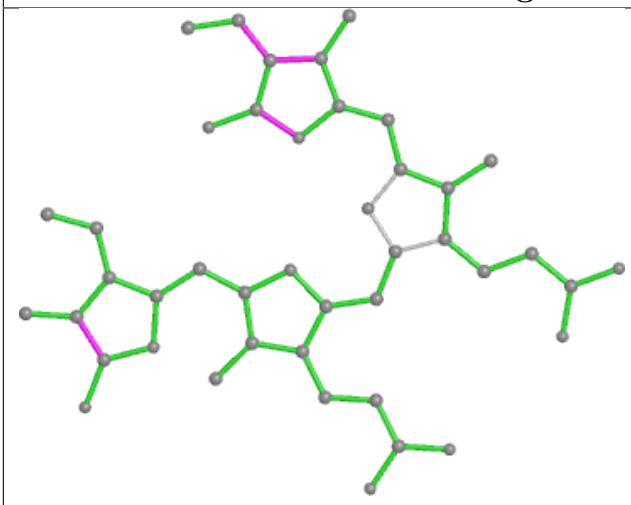

Bond lengths

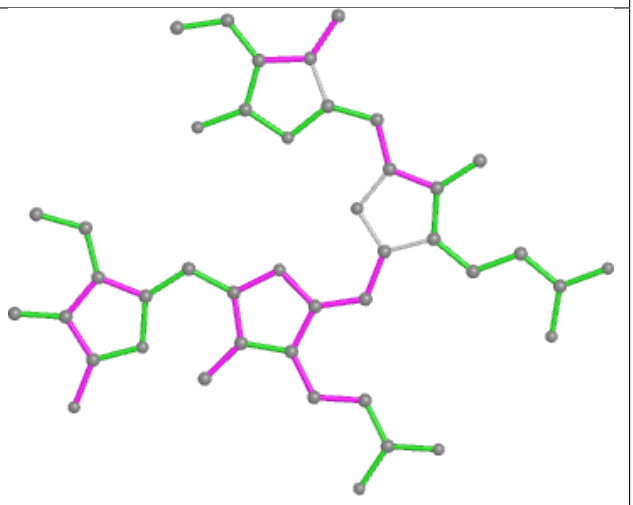

Bond angles

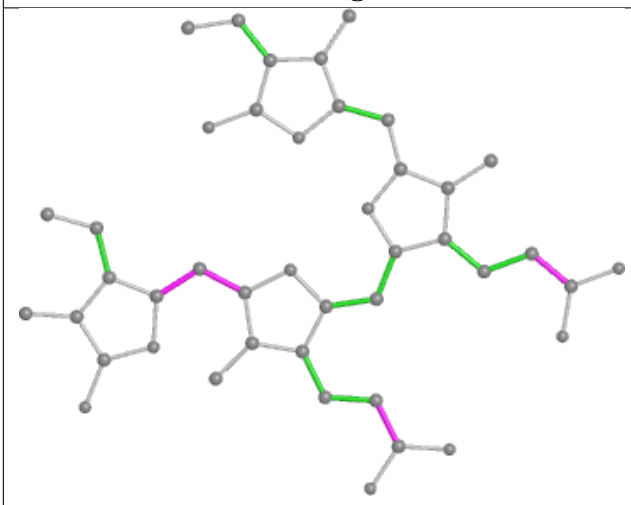

Torsions

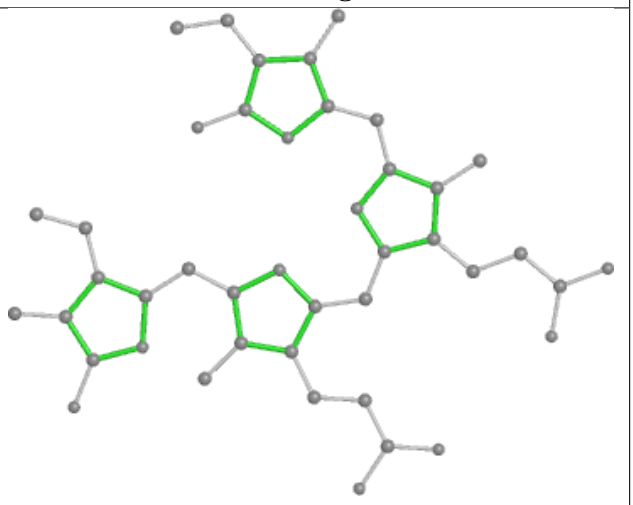

Rings

Ligand PEB o8 201

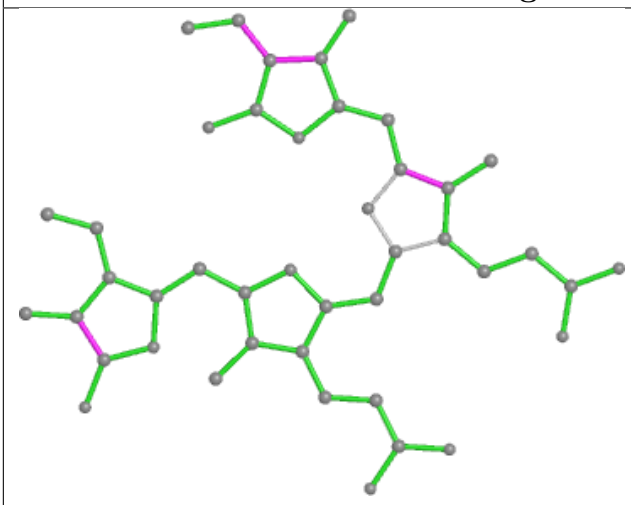

Bond lengths

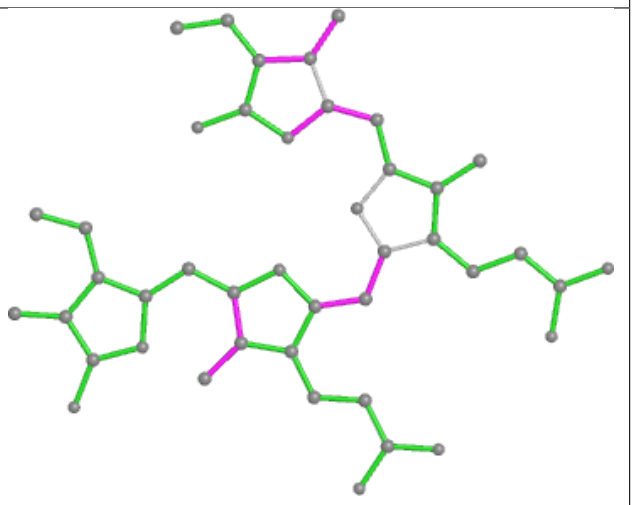

Bond angles

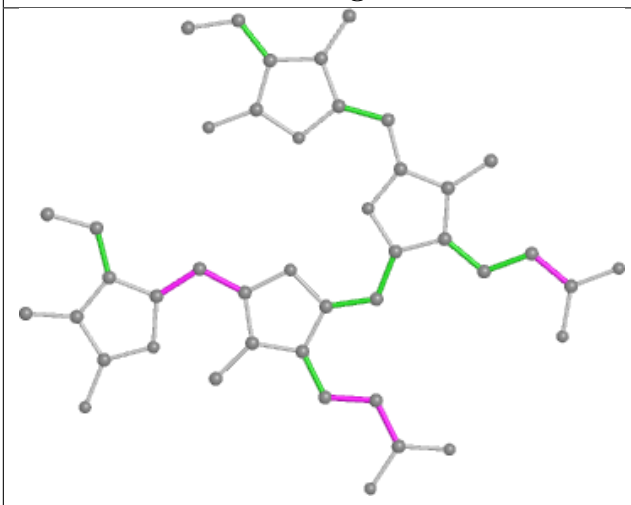

Torsions

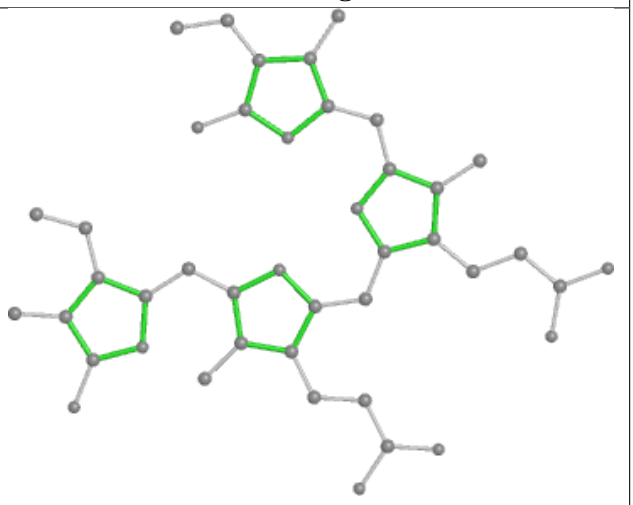

Rings

Ligand PEB cU 201

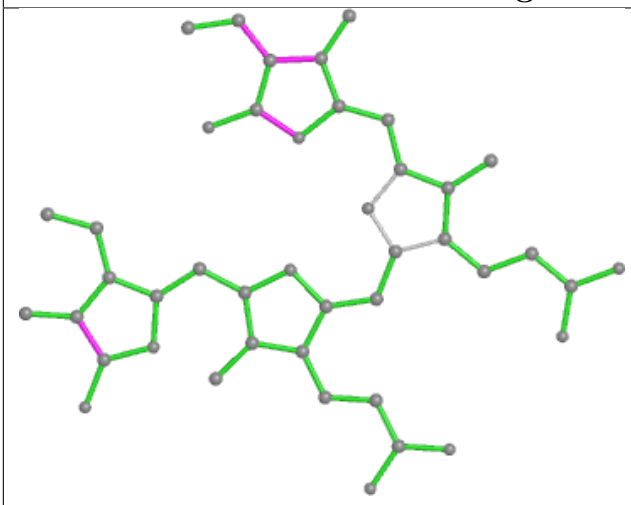

Bond lengths

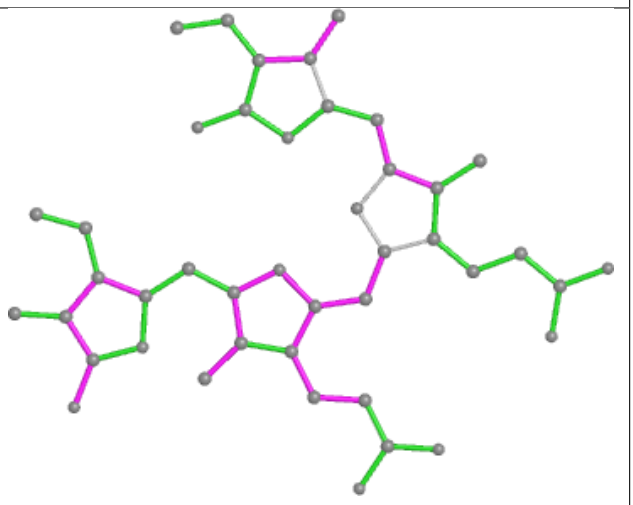

Bond angles

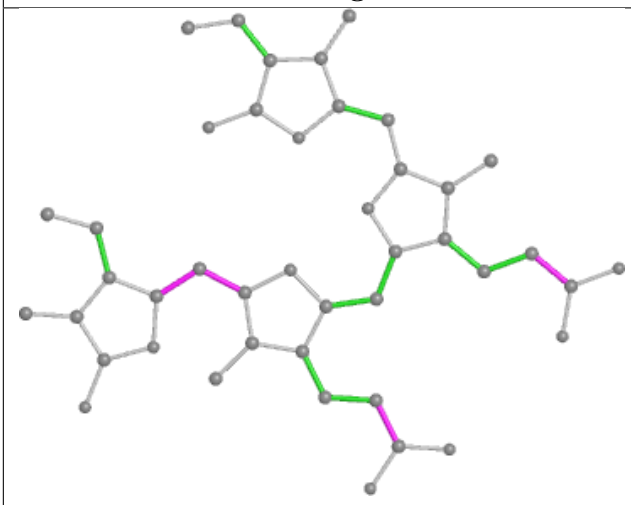

Torsions

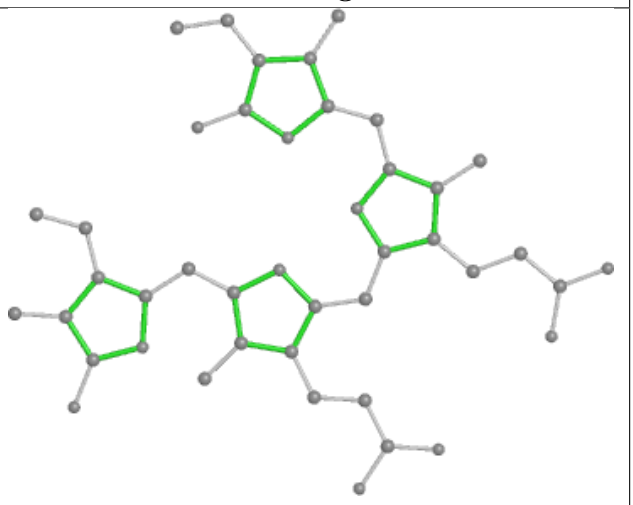

Rings

Ligand PVN hZ 403

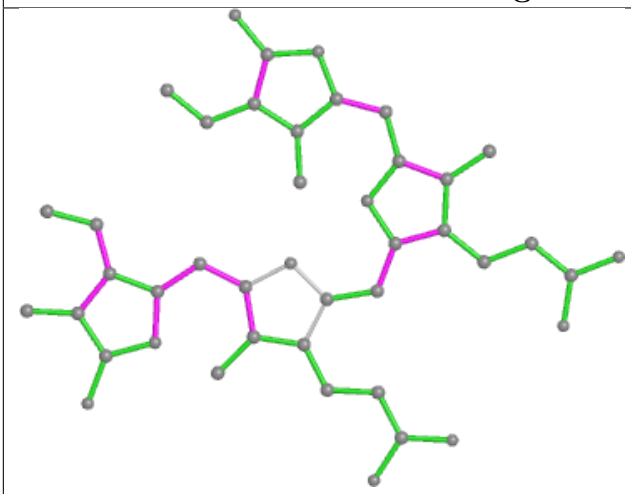

Bond lengths

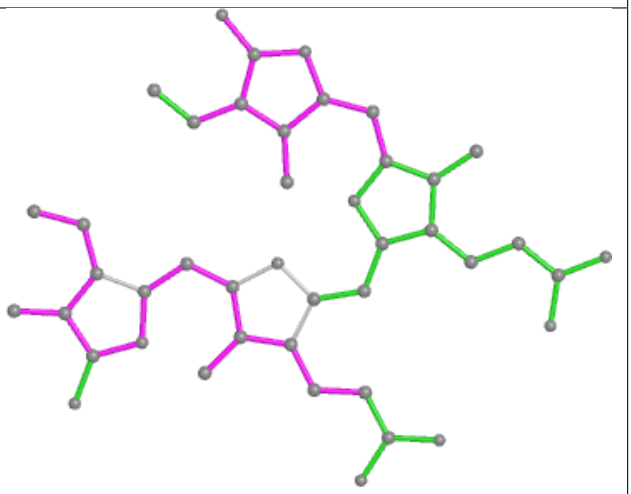

Bond angles

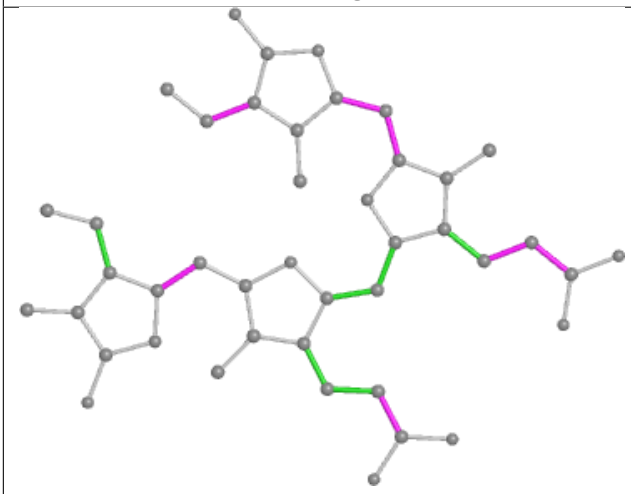

Torsions

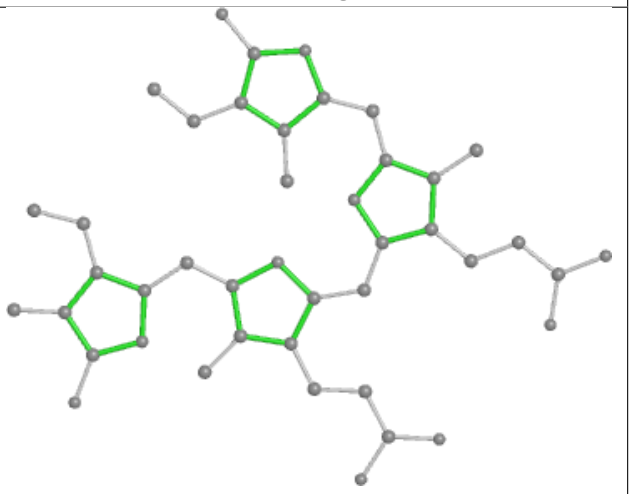

Rings

Ligand PEB J4 201

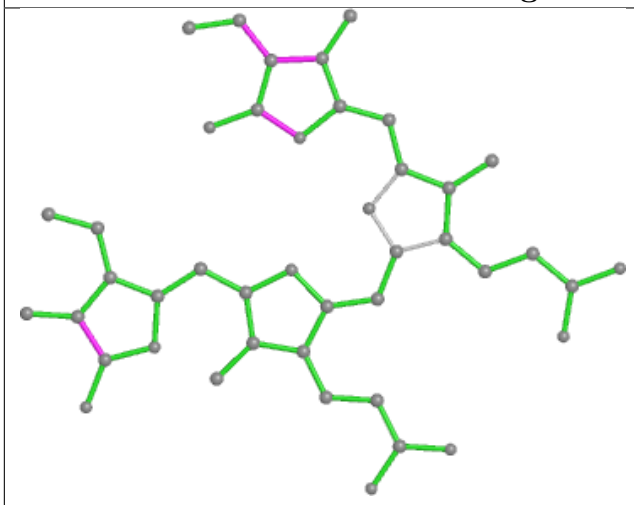

Bond lengths

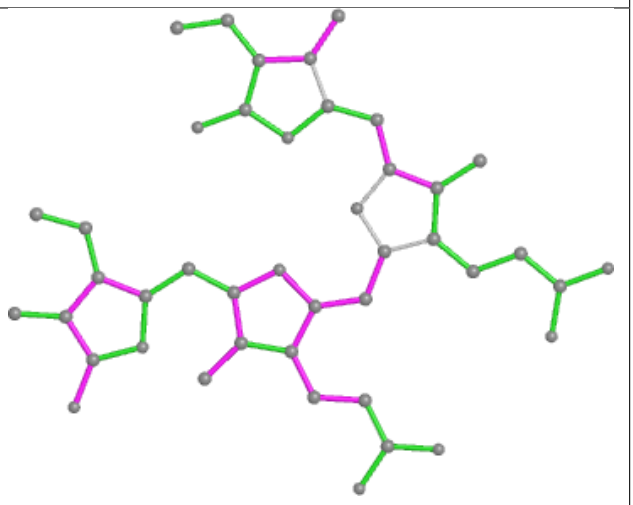

Bond angles

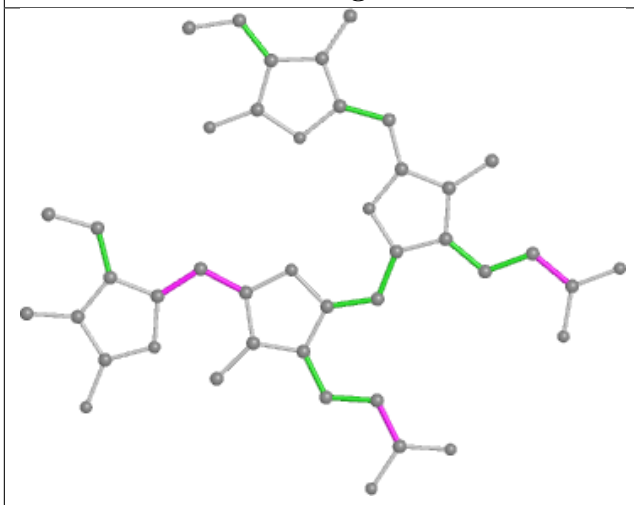

Torsions

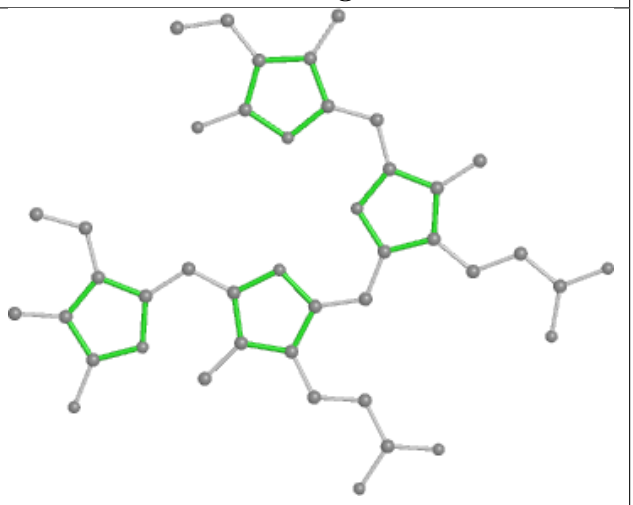

Rings

Ligand CYC O1 201

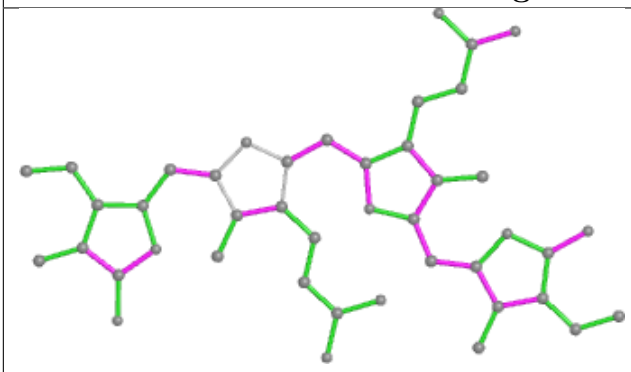

Bond lengths

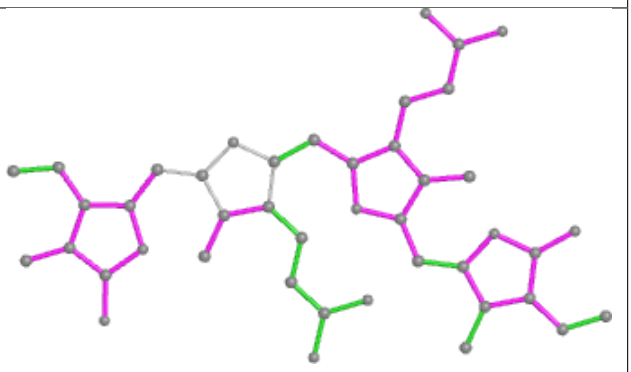

Bond angles

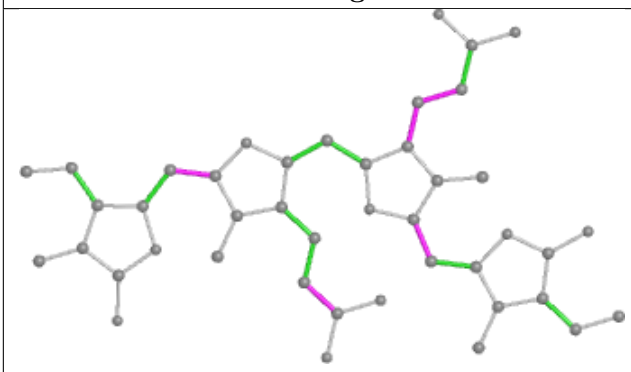

Torsions

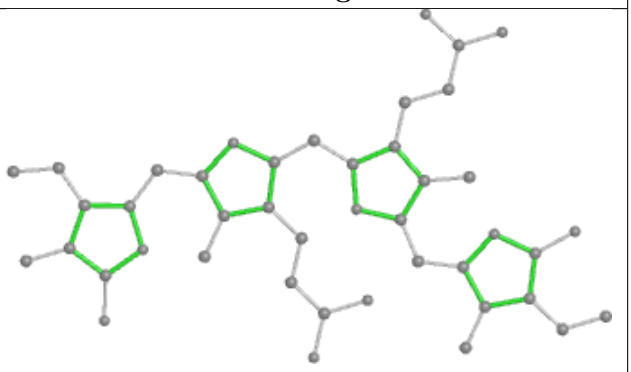

Rings

Ligand PEB kX 1002

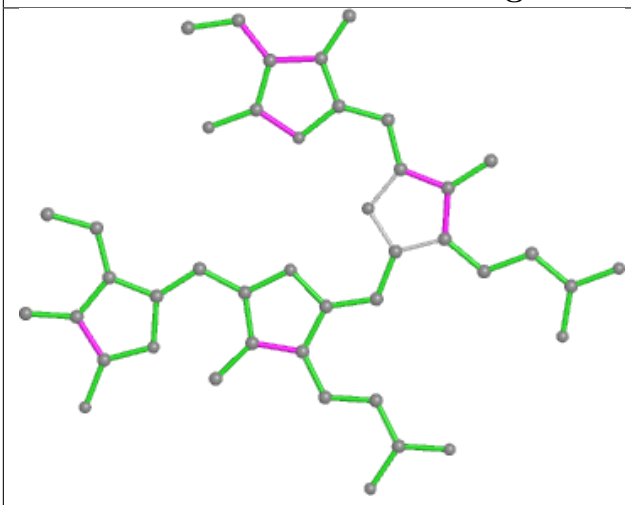

Bond lengths

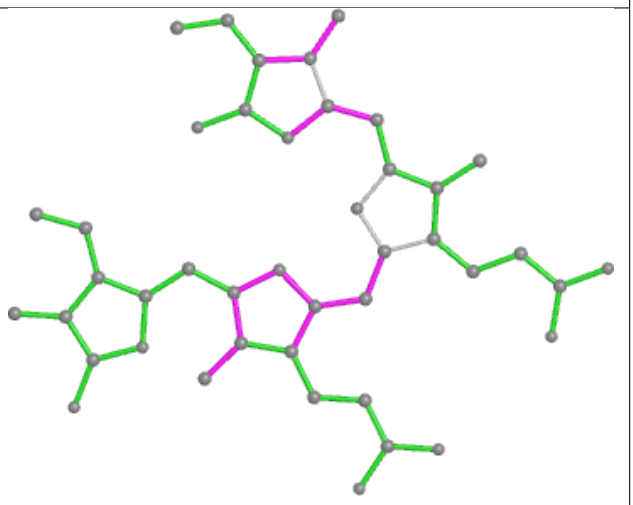

Bond angles

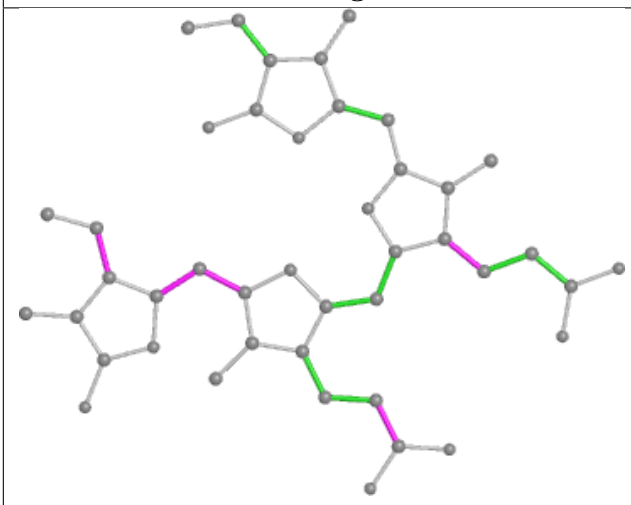

Torsions

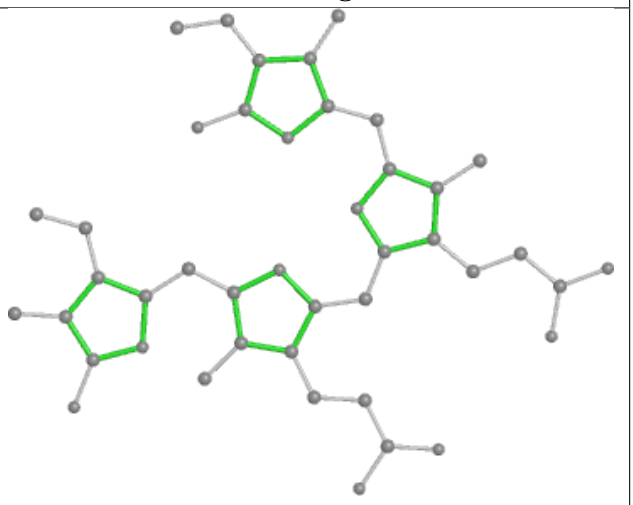

Rings

Ligand PEB j8 202

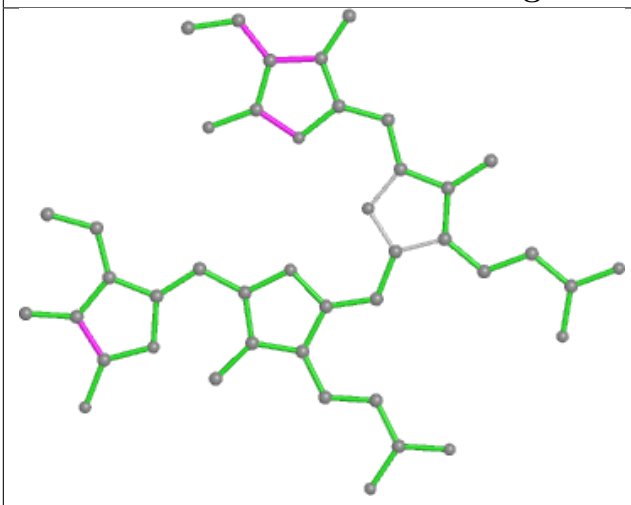

Bond lengths

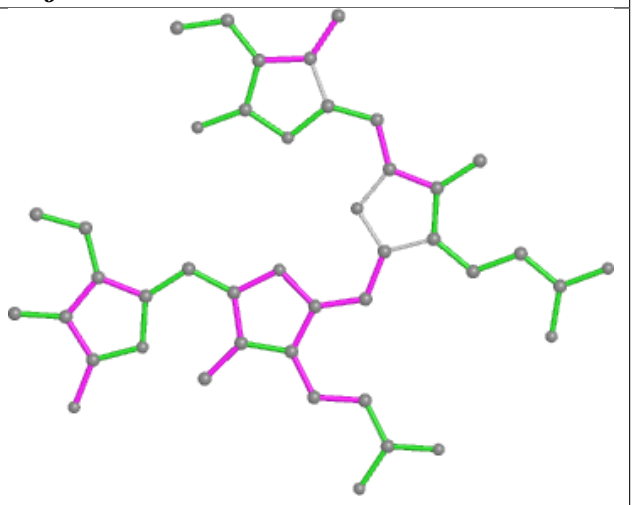

Bond angles

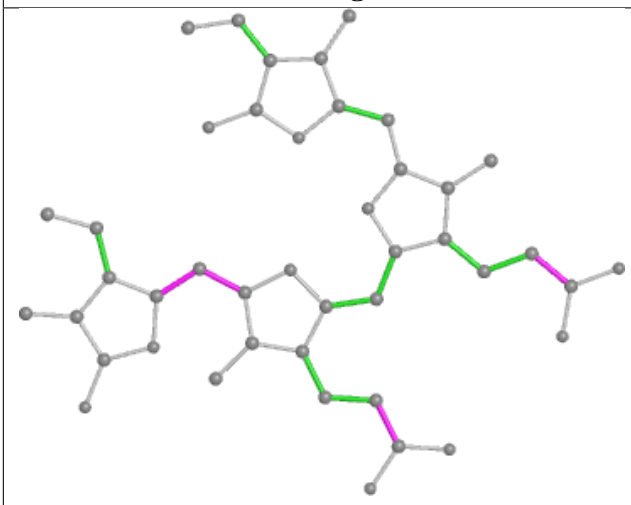

Torsions

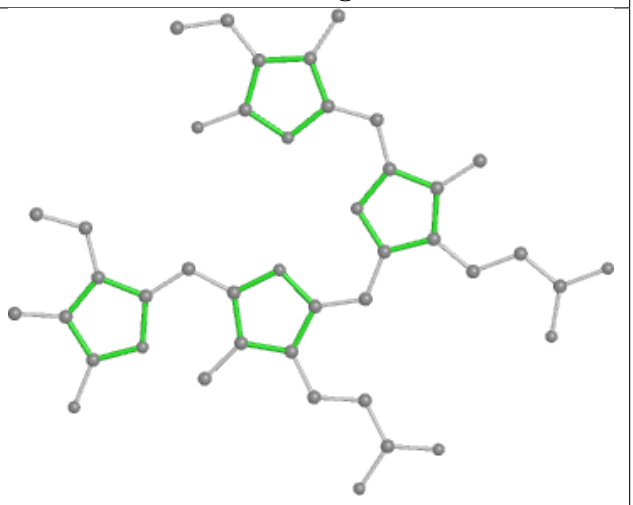

Rings

Ligand PEB B4 201

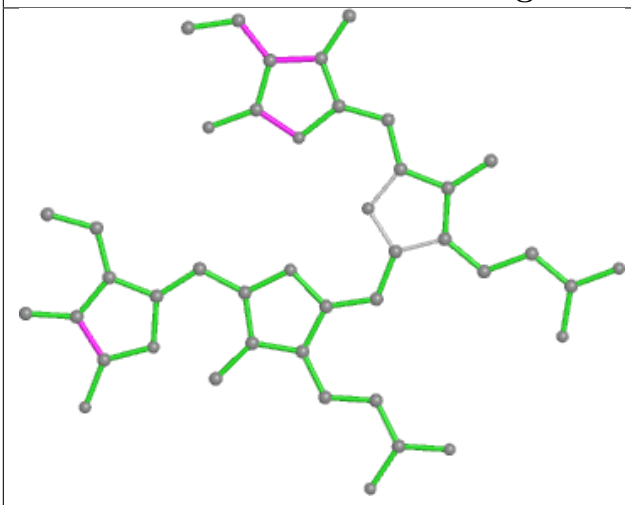

Bond lengths

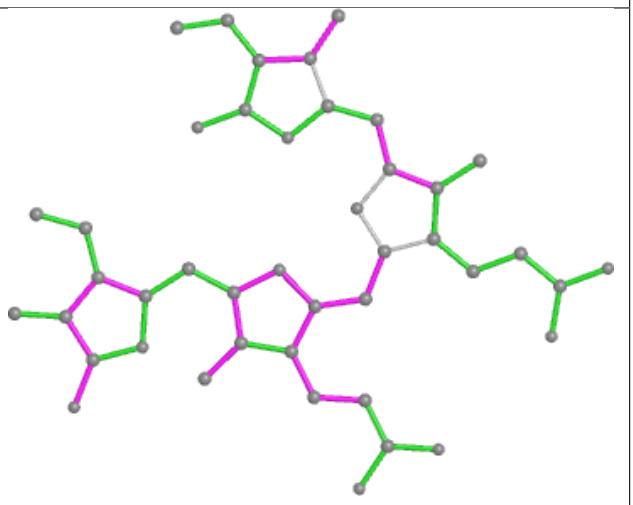

Bond angles

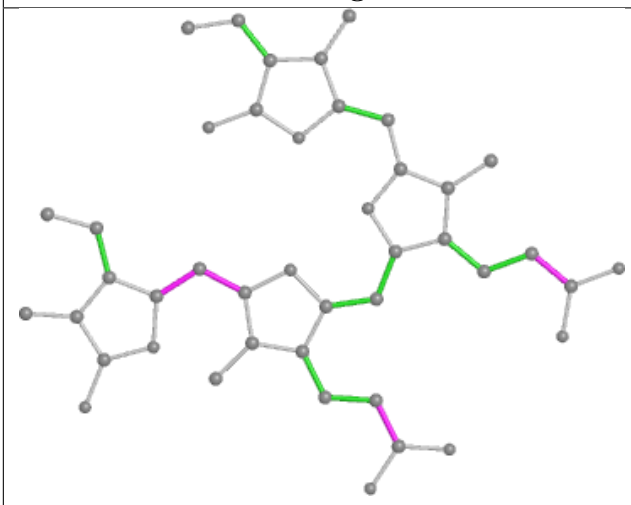

Torsions

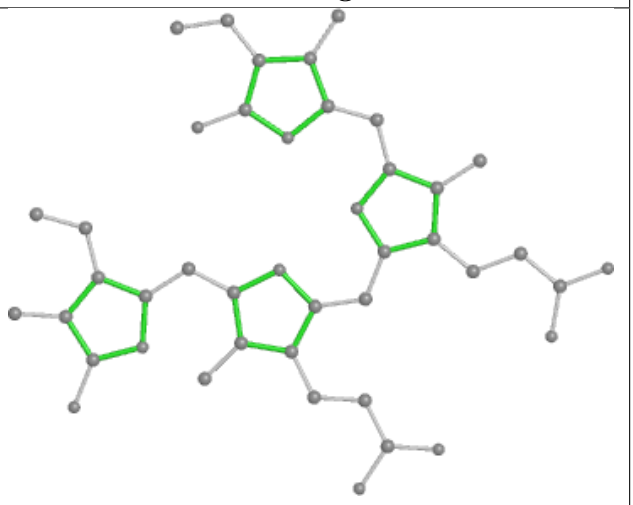

Rings

Ligand PEB lr 202

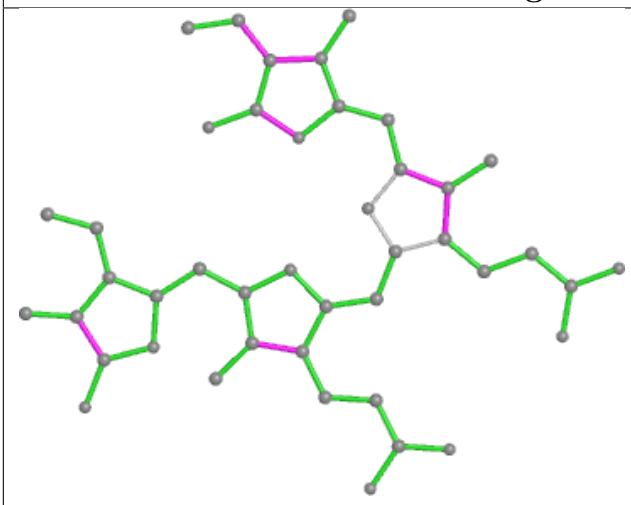

Bond lengths

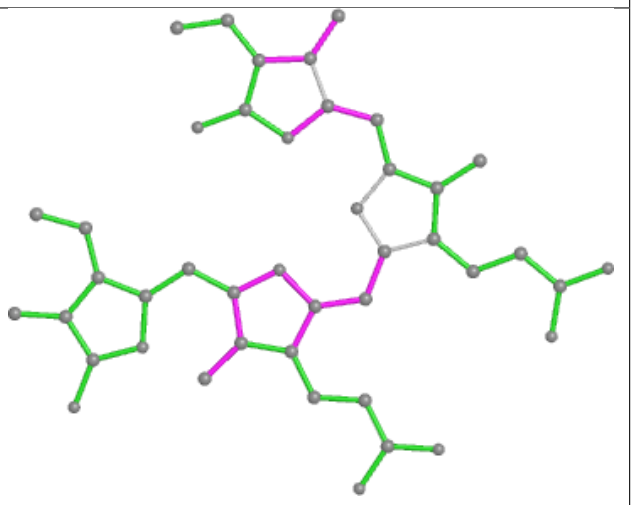

Bond angles

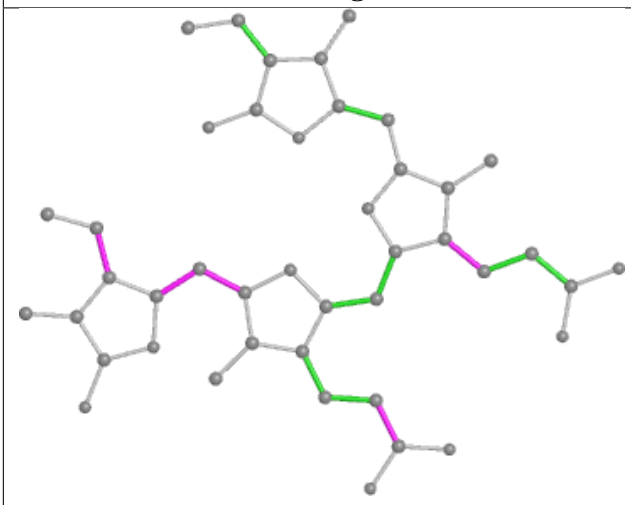

Torsions

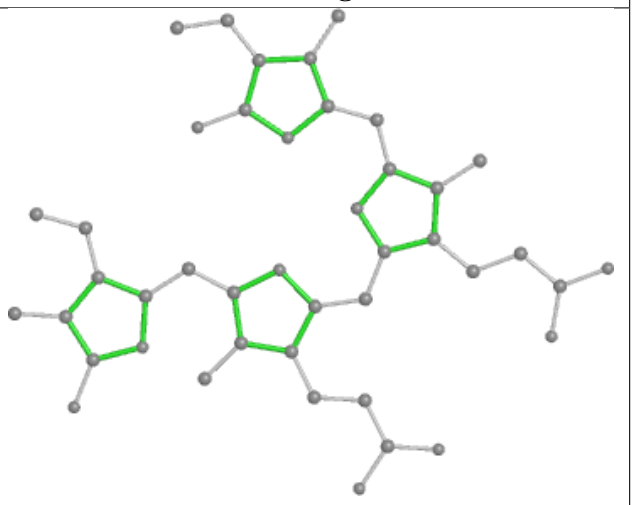

Rings

Ligand PEB i5 201

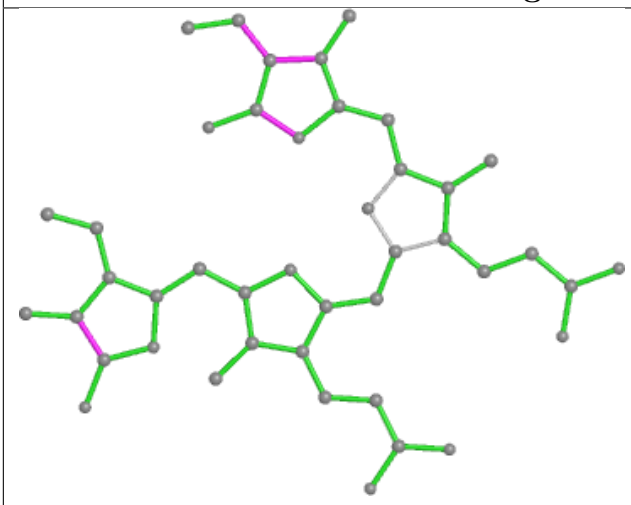

Bond lengths

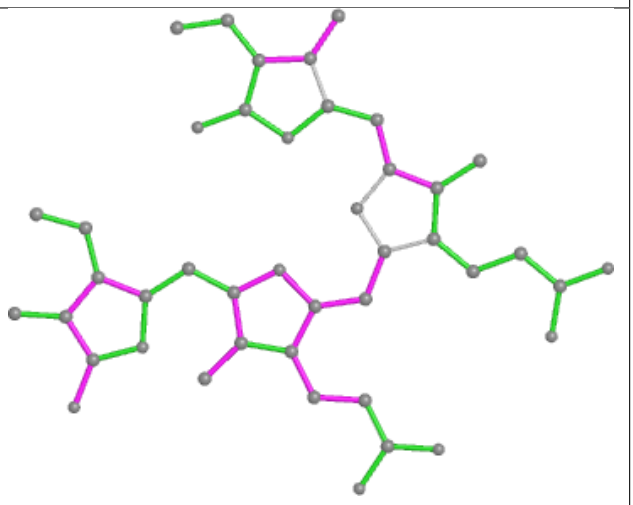

Bond angles

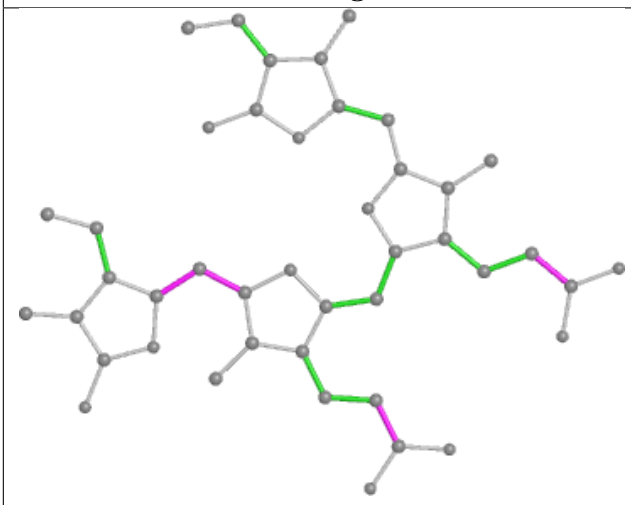

Torsions

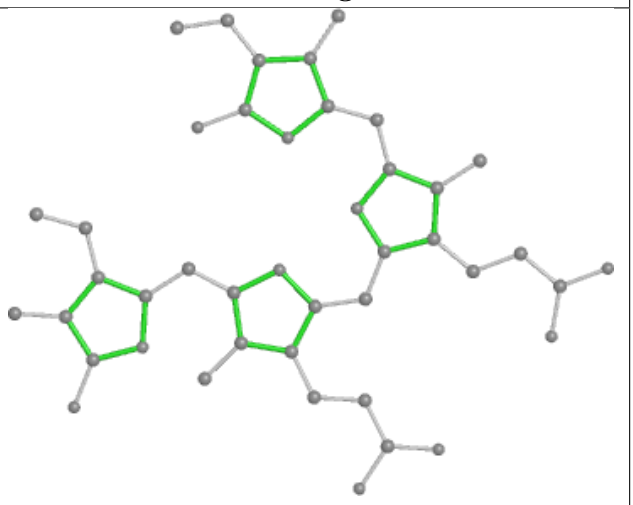

Rings

Ligand PEB I2 201

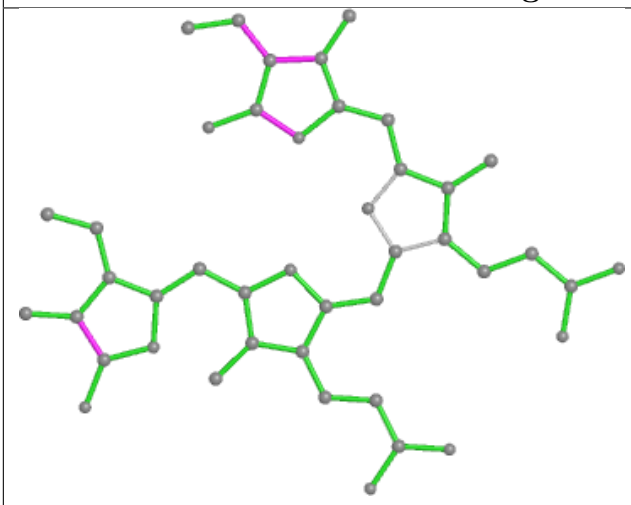

Bond lengths

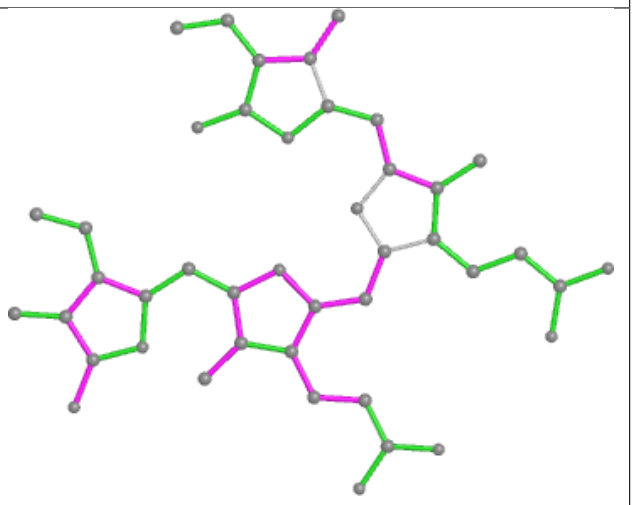

Bond angles

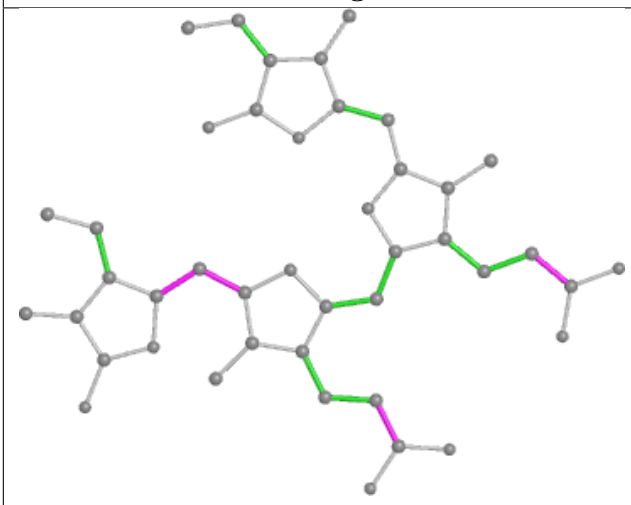

Torsions

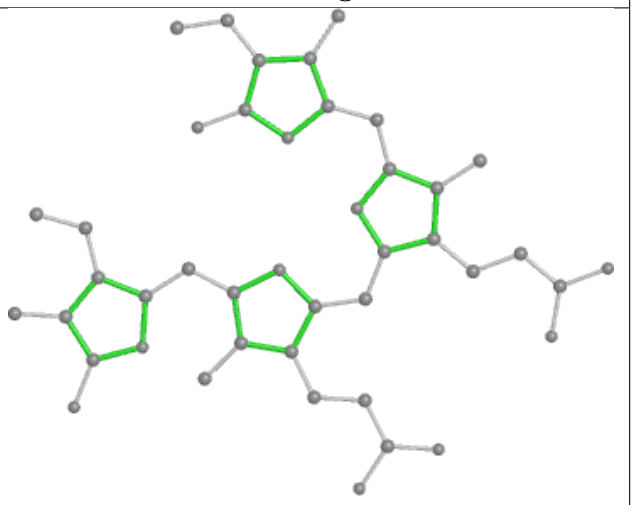

Rings

Ligand PUB dv 202

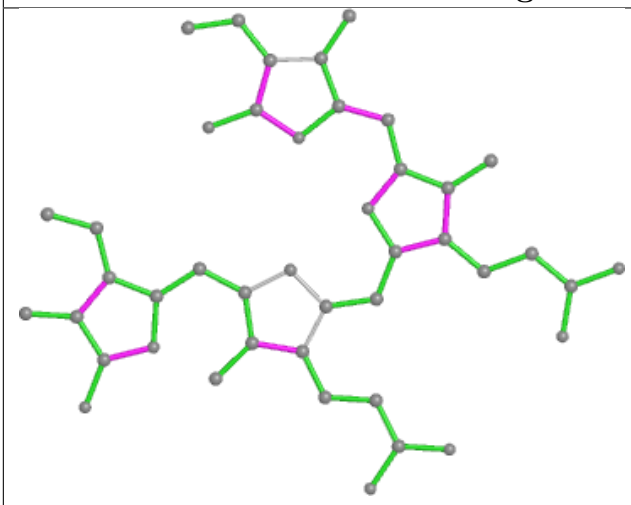

Bond lengths

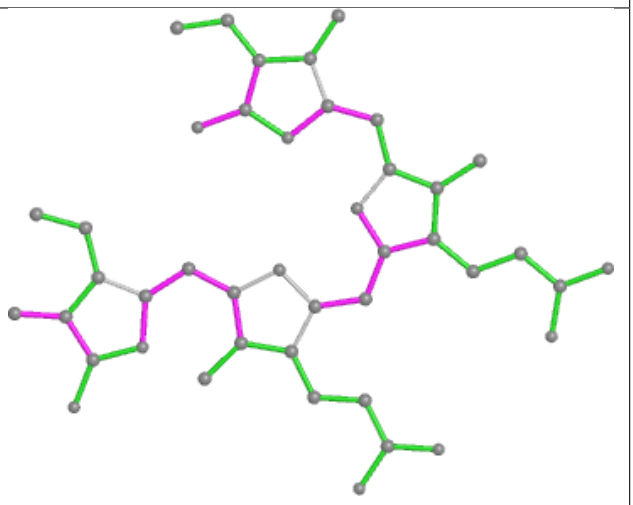

Bond angles

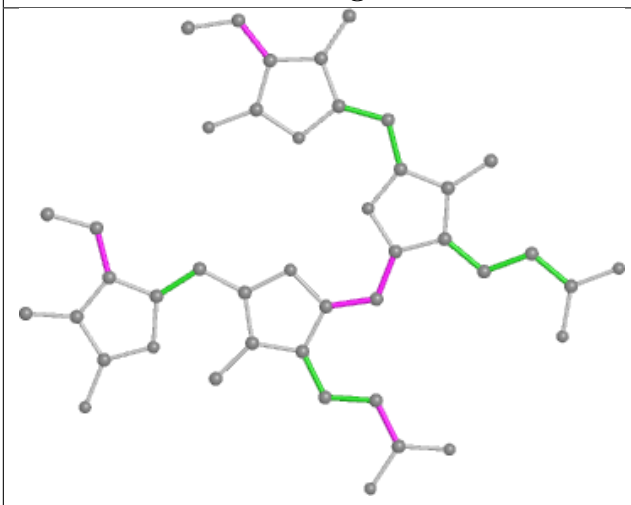

Torsions

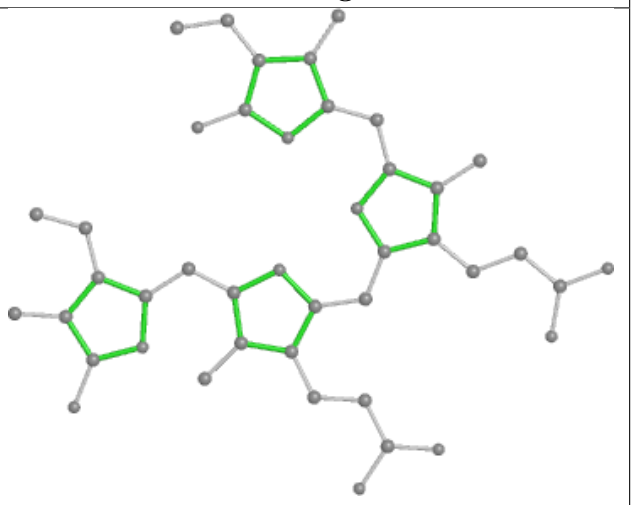

Rings

Ligand PEB B8 201

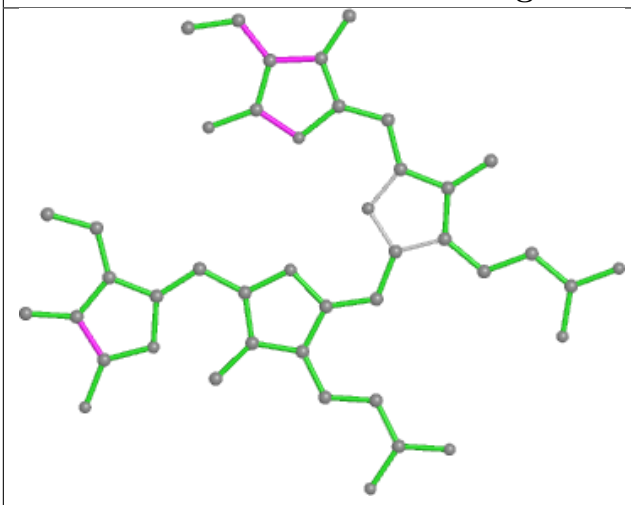

Bond lengths

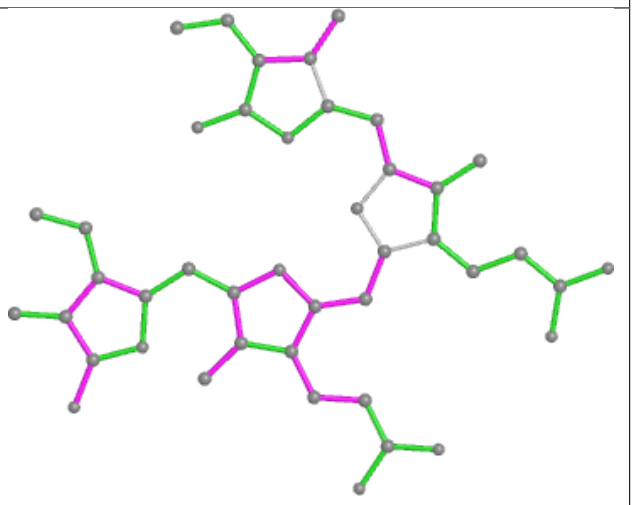

Bond angles

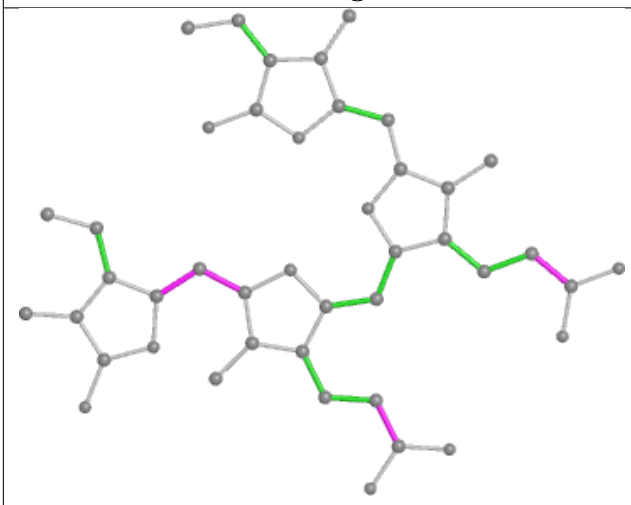

Torsions

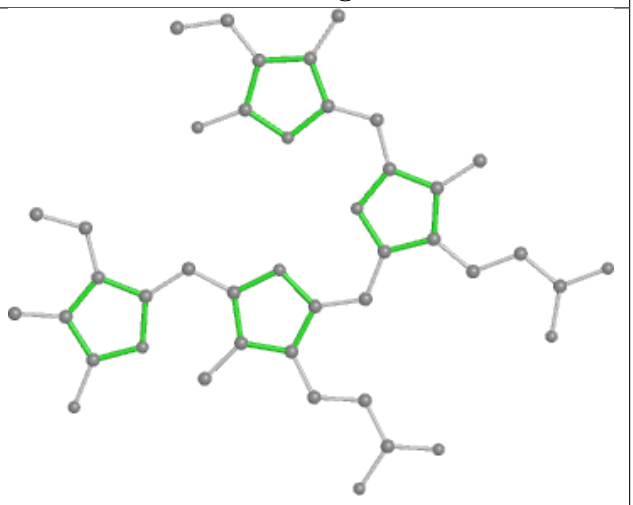

Rings

Ligand PEB c3 301

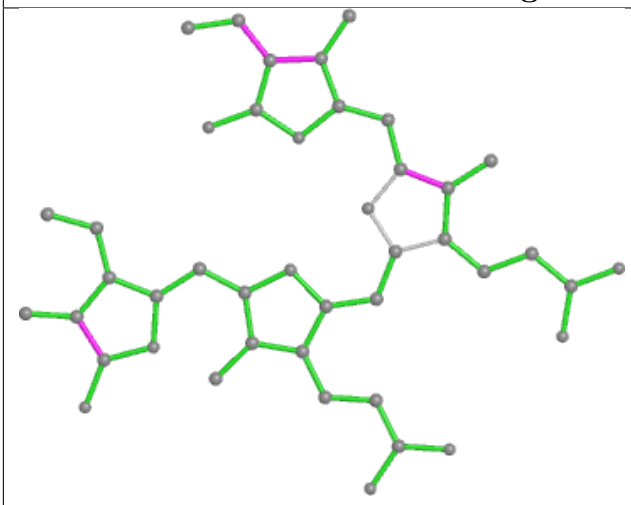

Bond lengths

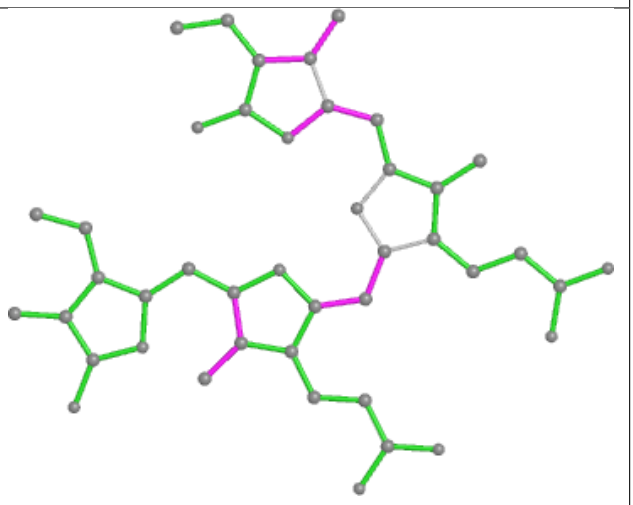

Bond angles

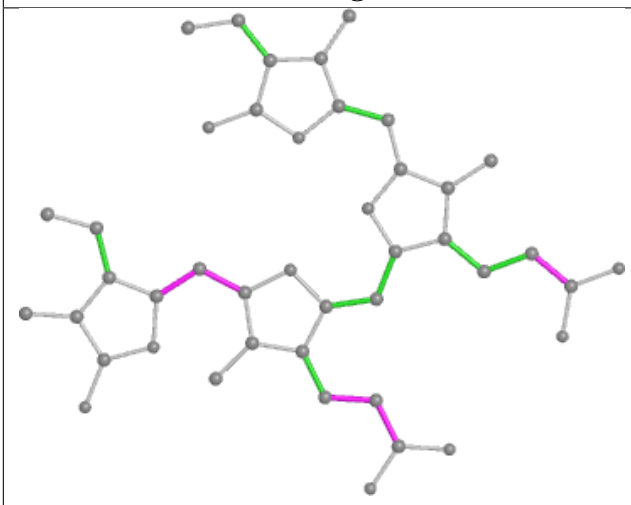

Torsions

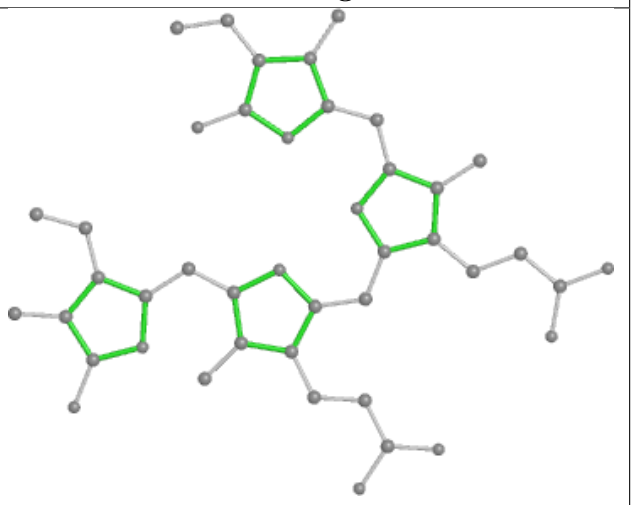

Rings

Ligand PEB jI 1001

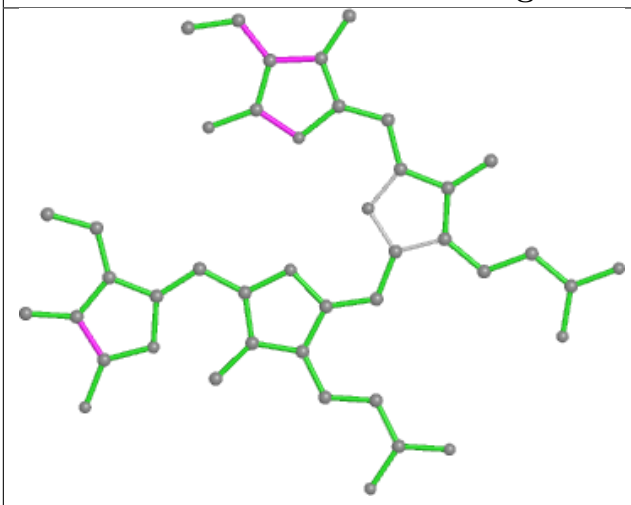

Bond lengths

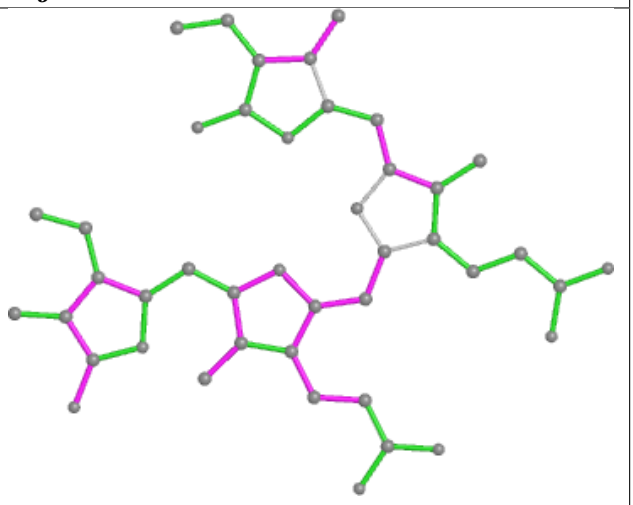

Bond angles

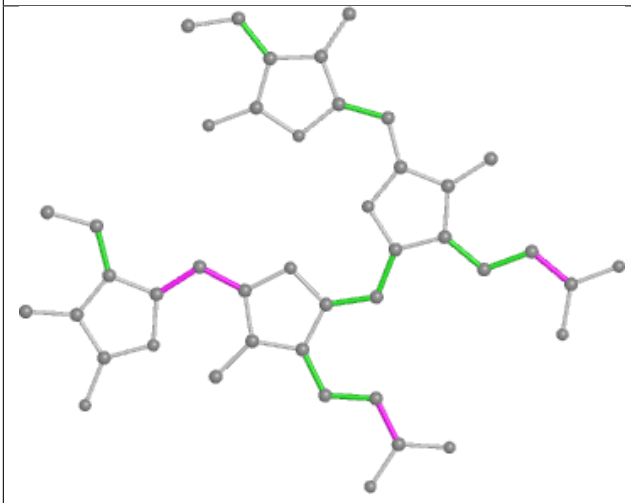

Torsions

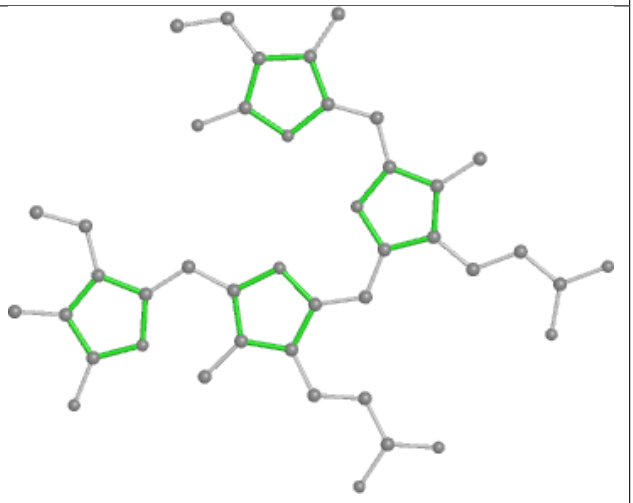

Rings

Ligand PEB L7 201

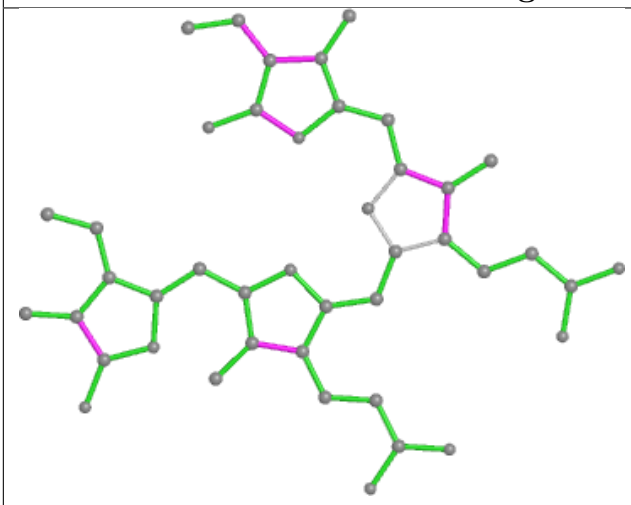

Bond lengths

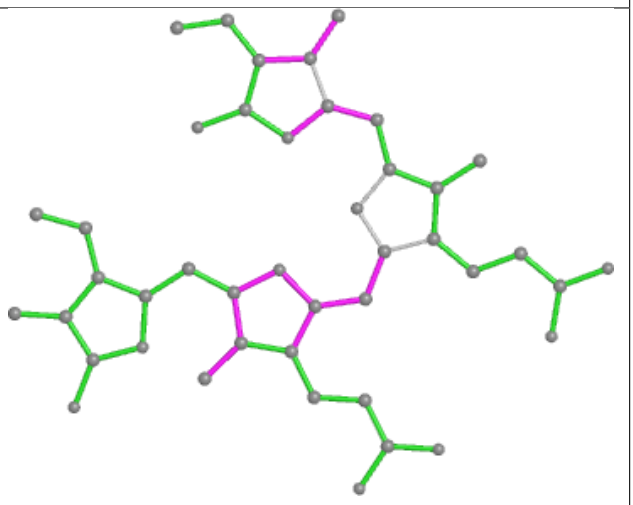

Bond angles

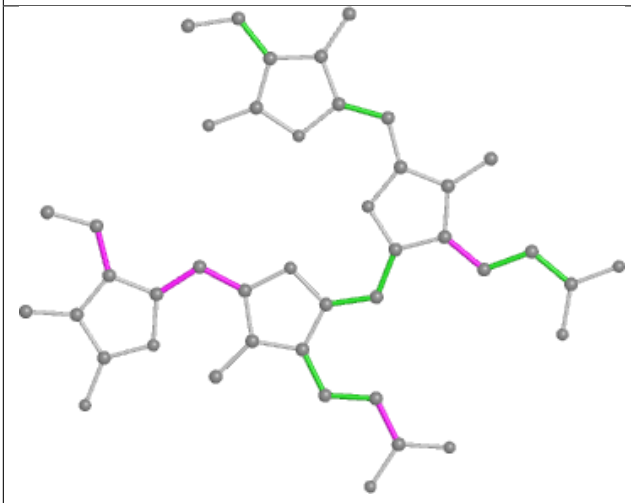

Torsions

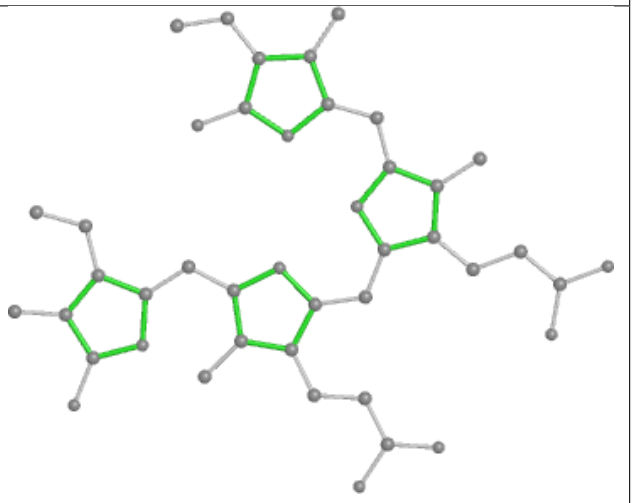

Rings

Ligand PEB T7 202

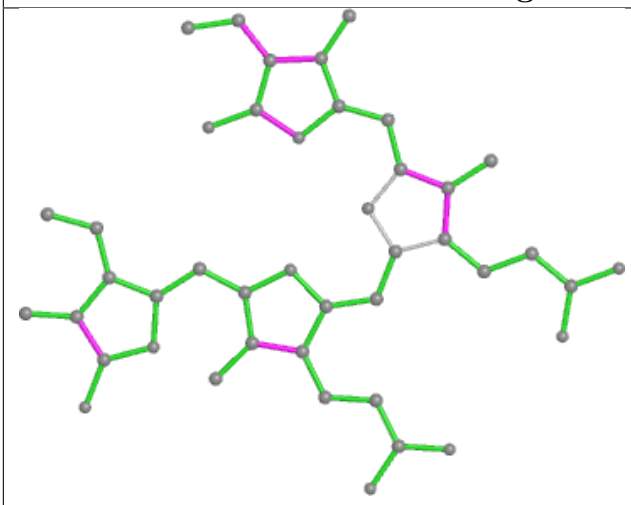

Bond lengths

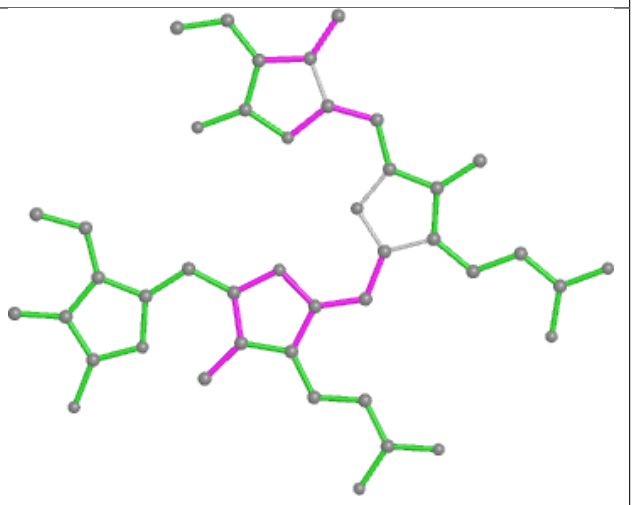

Bond angles

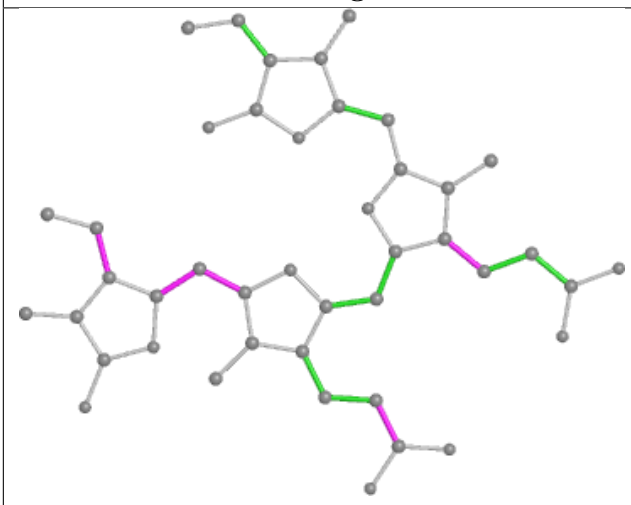

Torsions

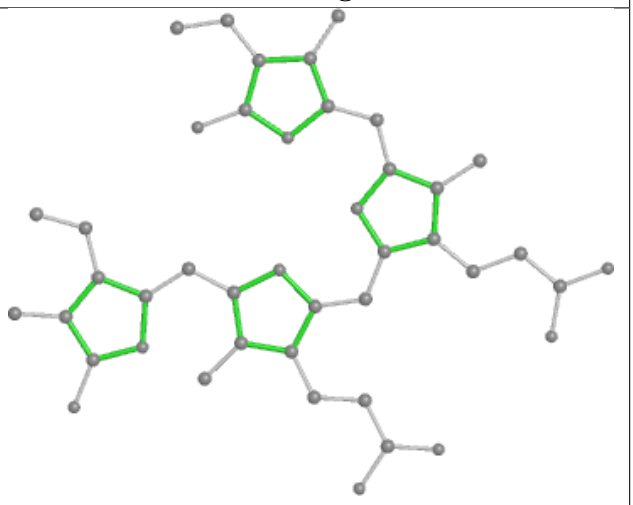

Rings

Ligand PUB r2 203

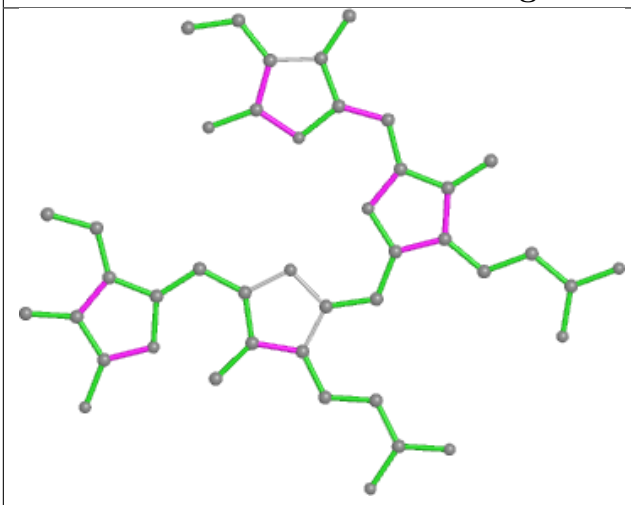

Bond lengths

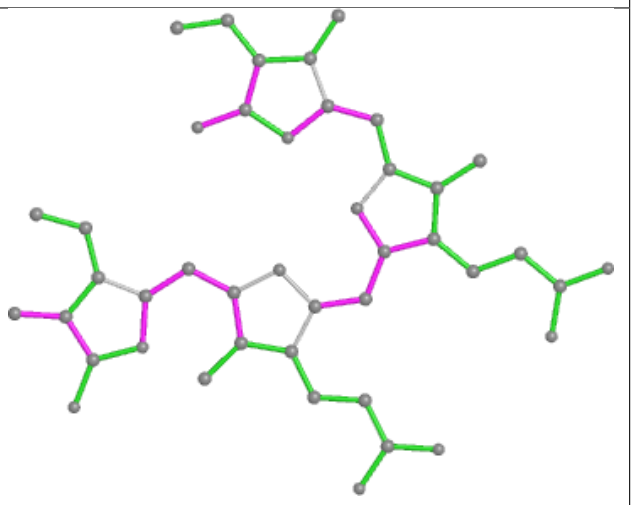

Bond angles

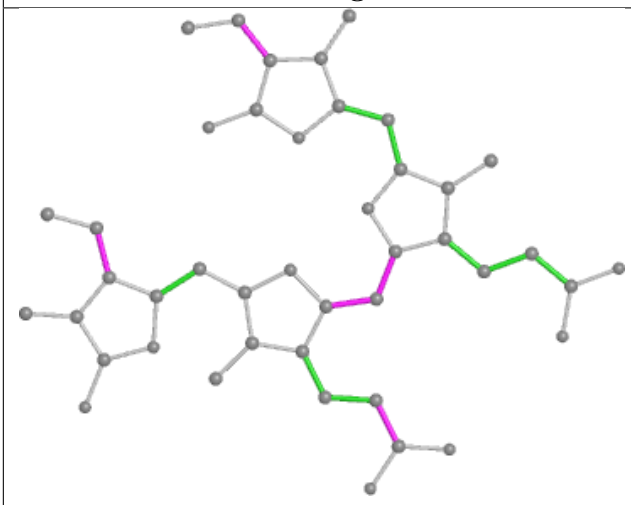

Torsions

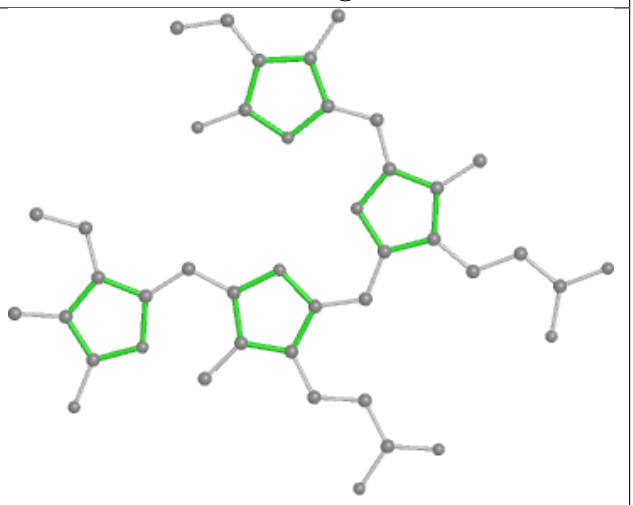

Rings

Ligand PEB S5 203

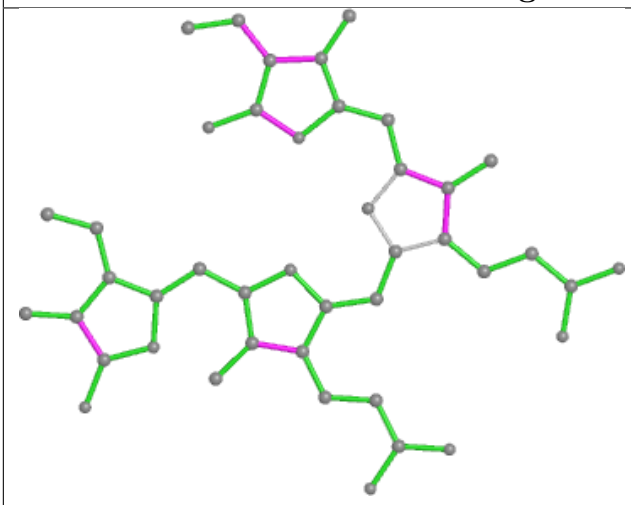

Bond lengths

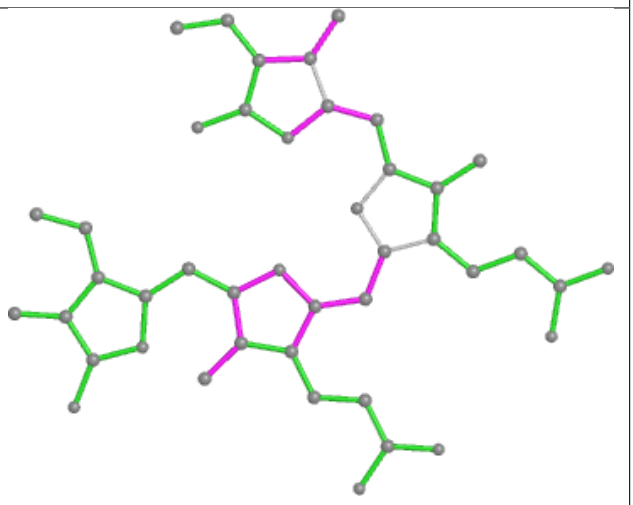

Bond angles

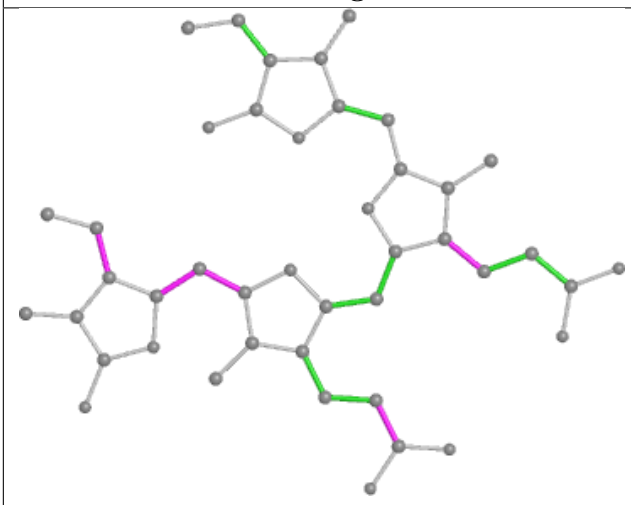

Torsions

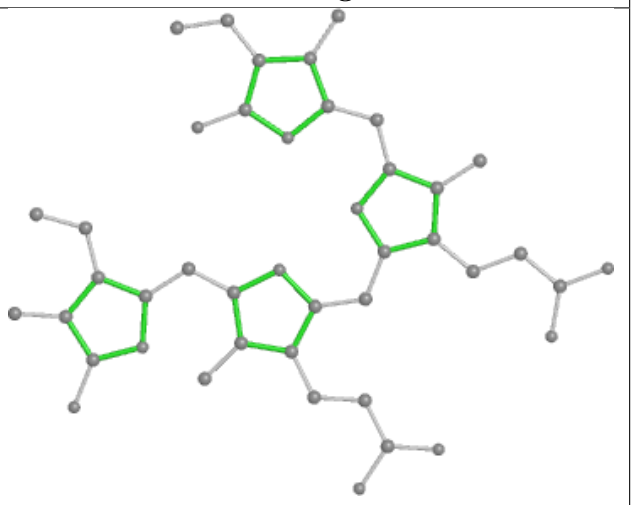

Rings

Ligand PEB ab 201

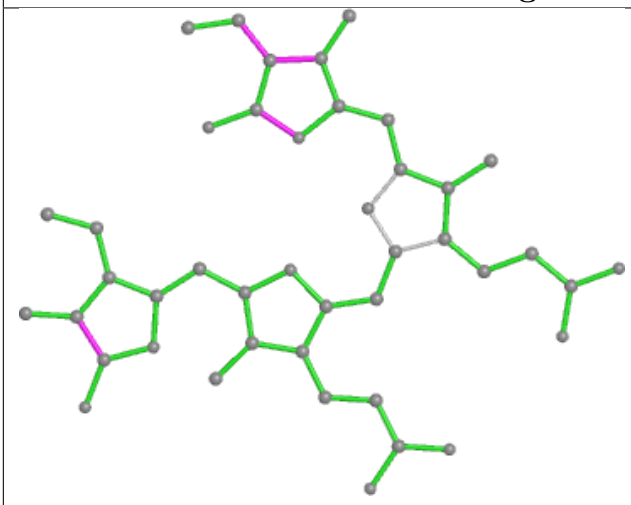

Bond lengths

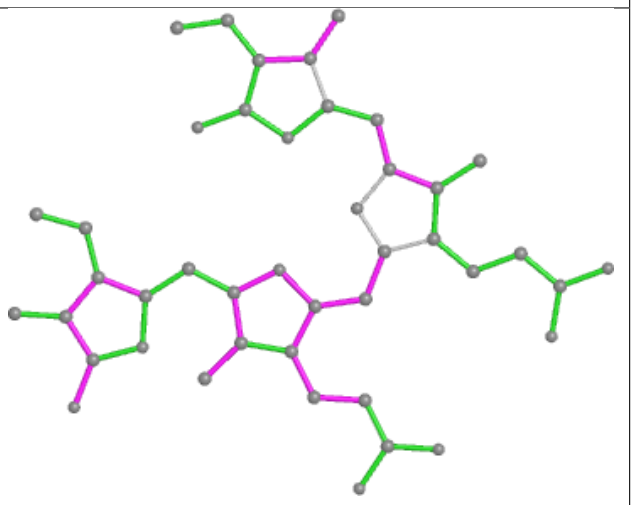

Bond angles

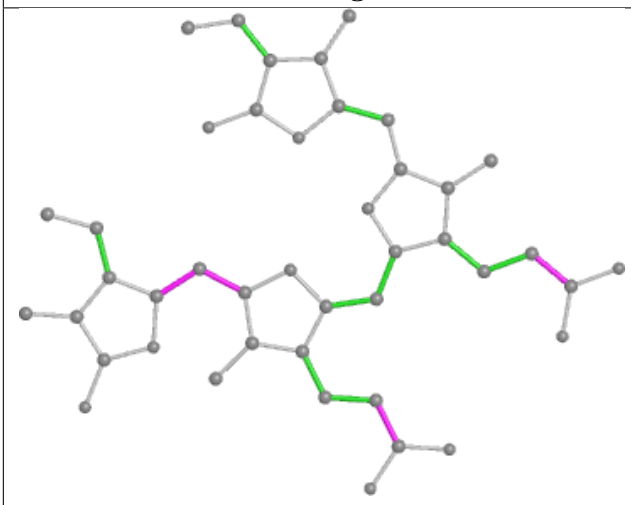

Torsions

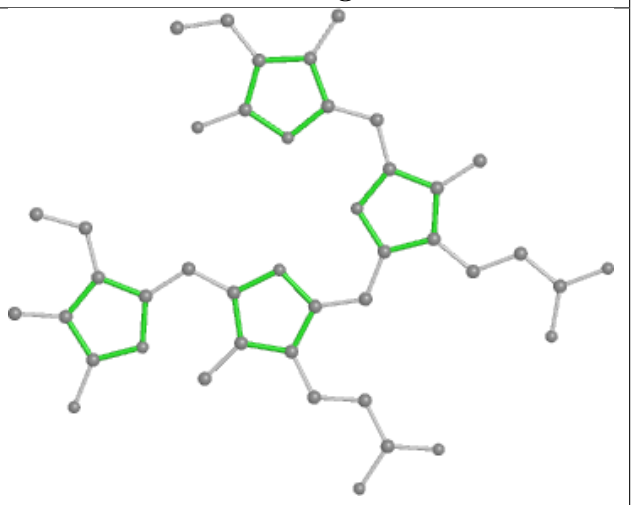

Rings

Ligand PEB v2 202

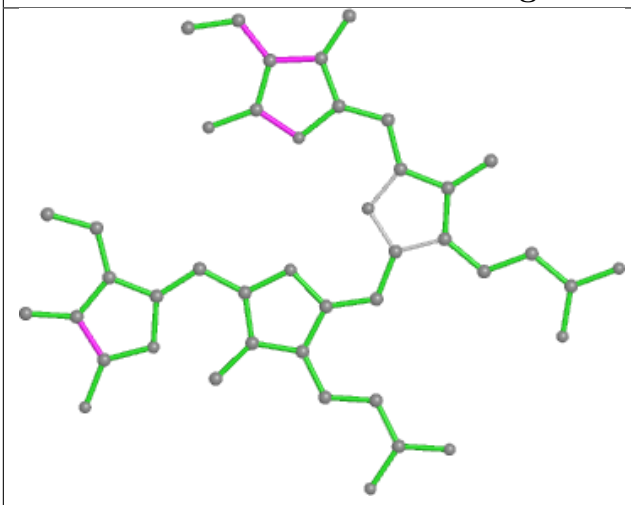

Bond lengths

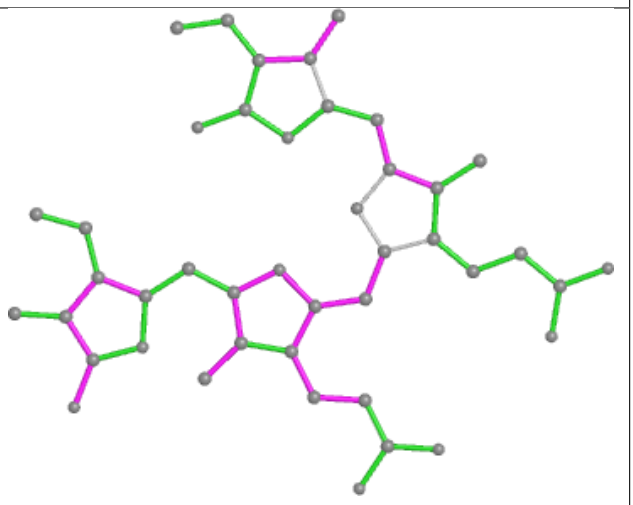

Bond angles

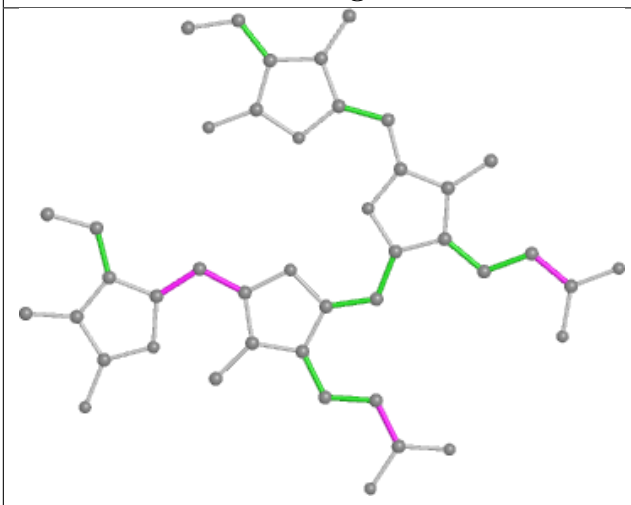

Torsions

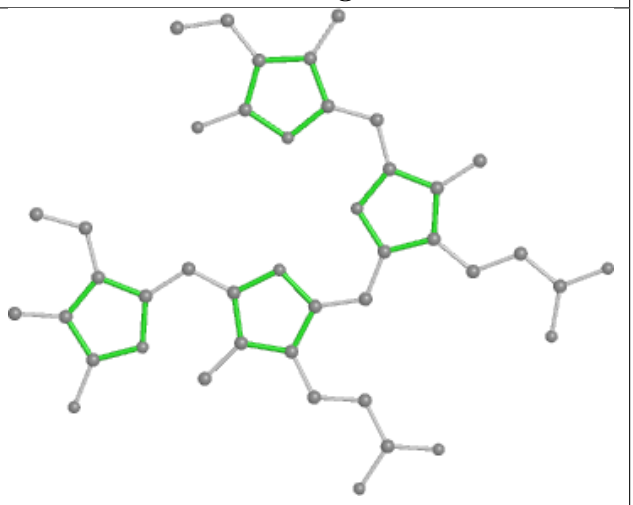

Rings

Ligand PEB Y3 201

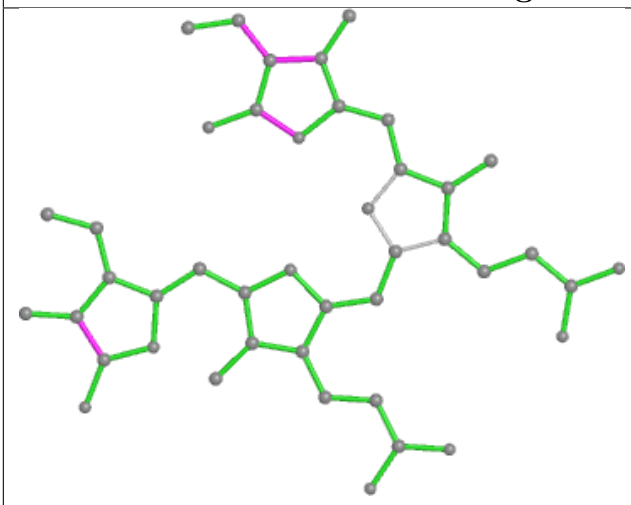

Bond lengths

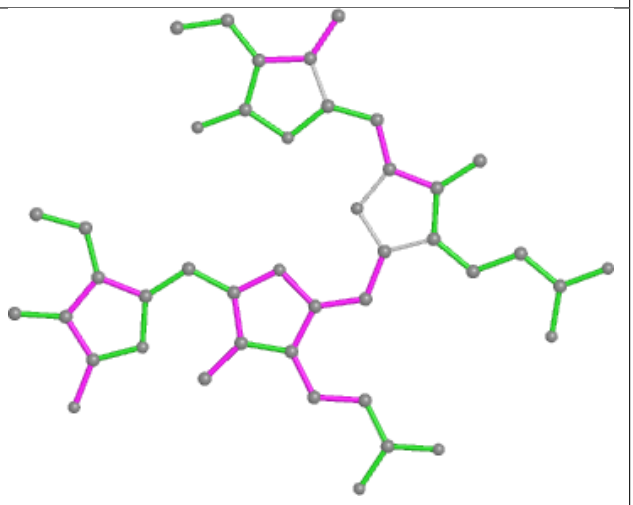

Bond angles

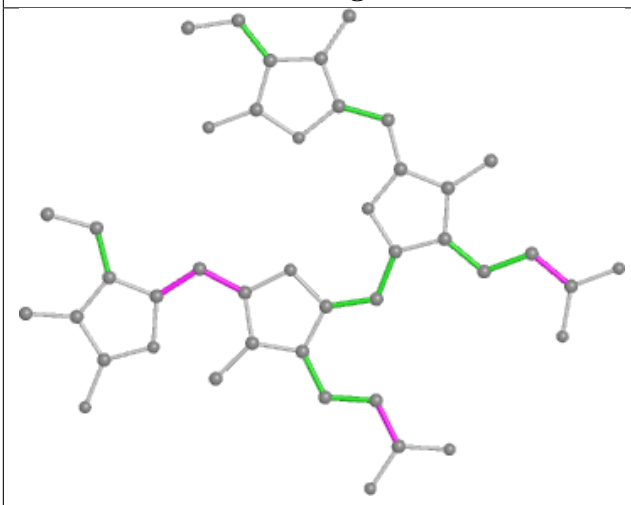

Torsions

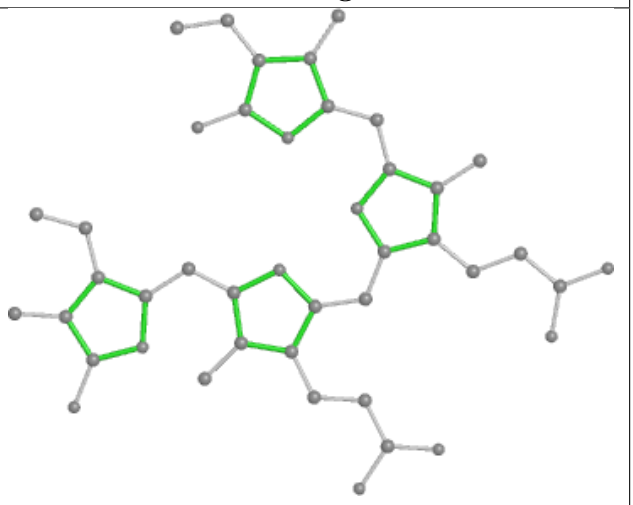

Rings

Ligand PEB z9 201

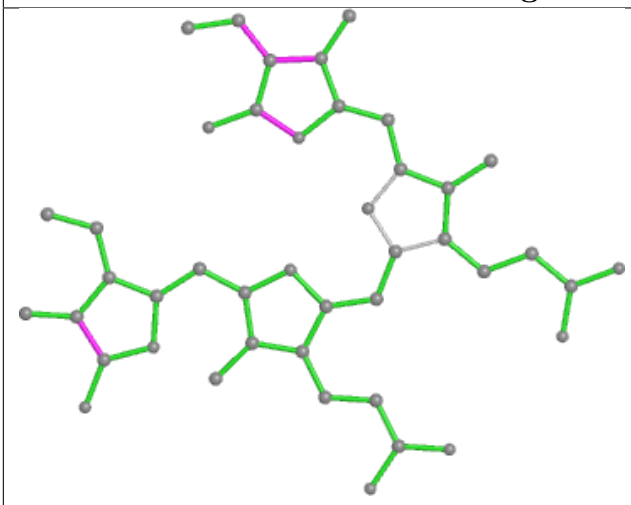

Bond lengths

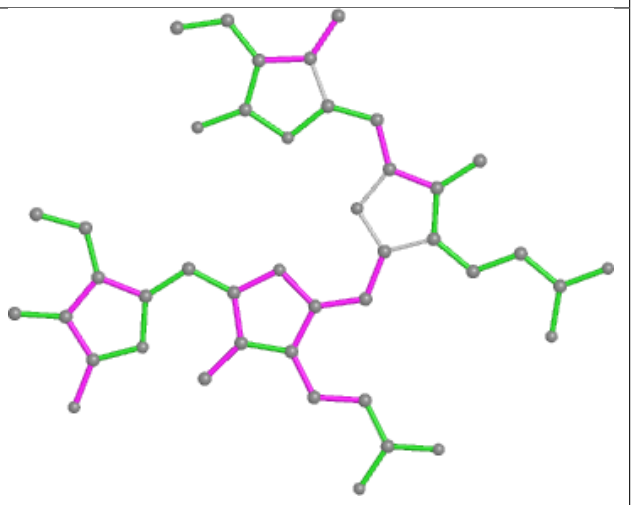

Bond angles

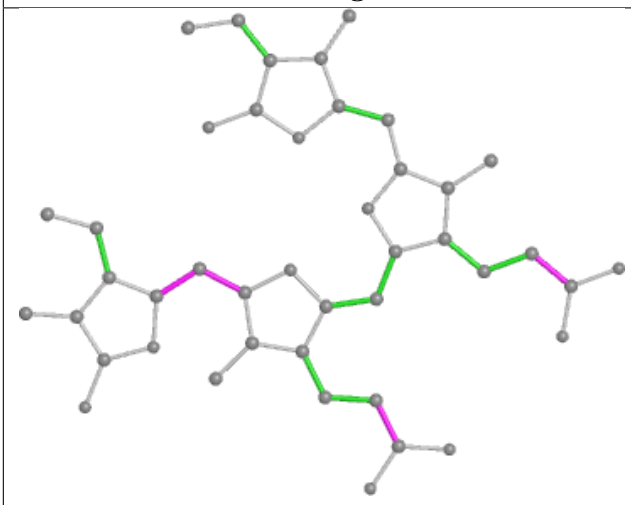

Torsions

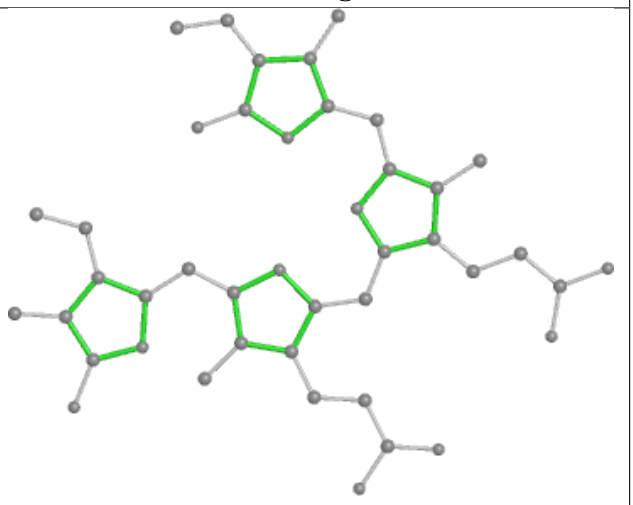

Rings

Ligand PEB aw 201

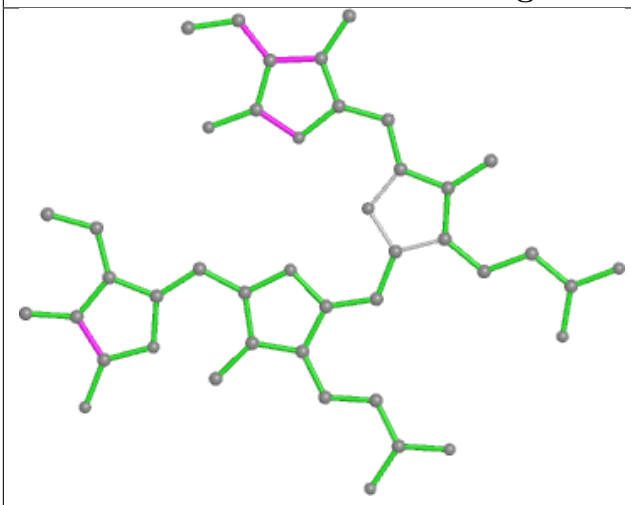

Bond lengths

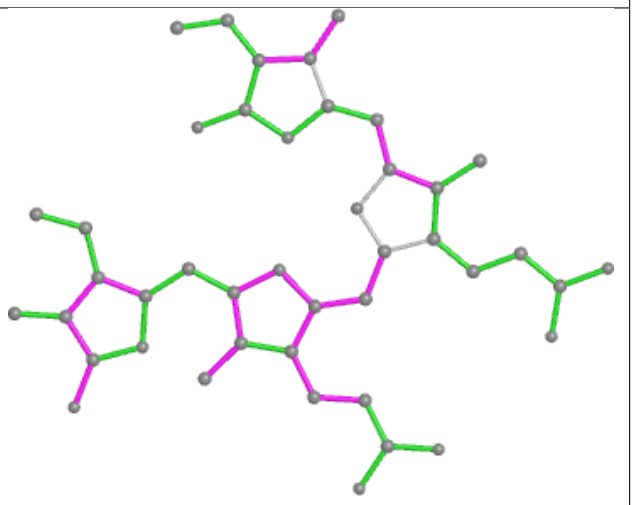

Bond angles

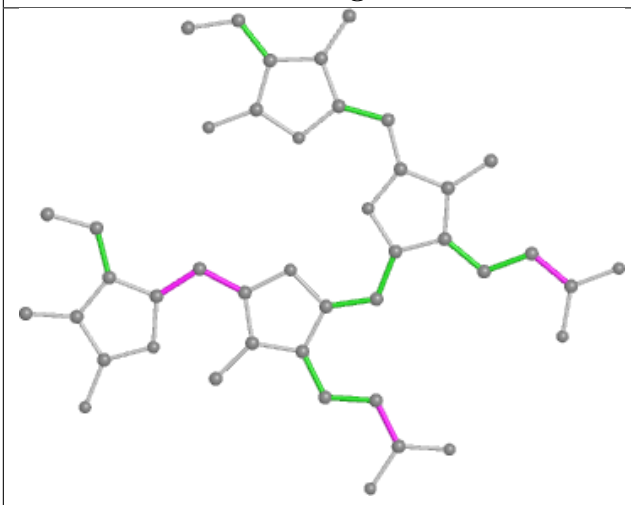

Torsions

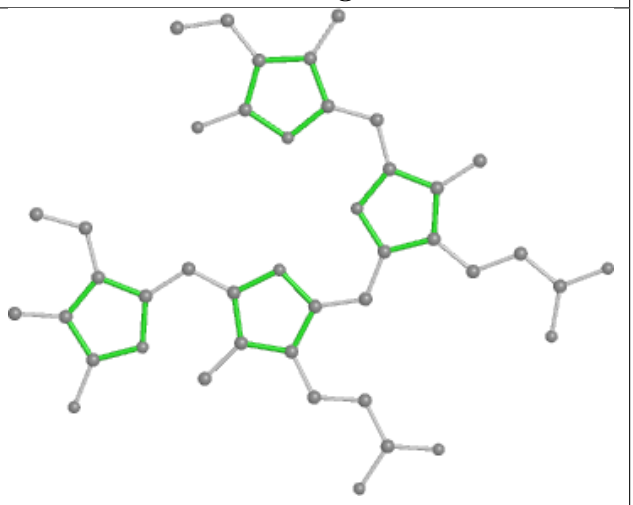

Rings

Ligand PEB k8 202

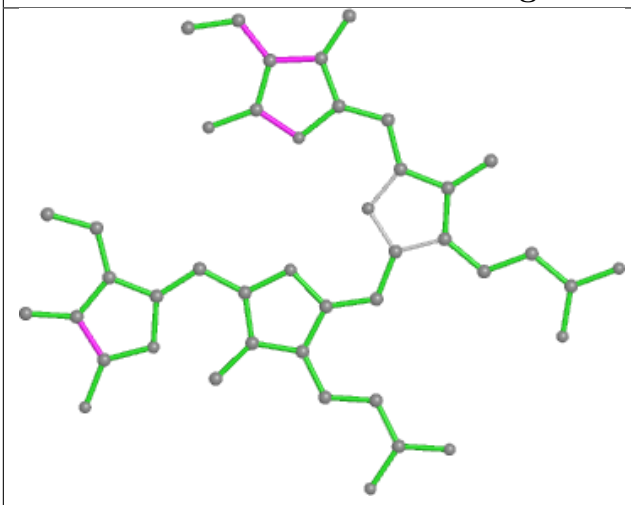

Bond lengths

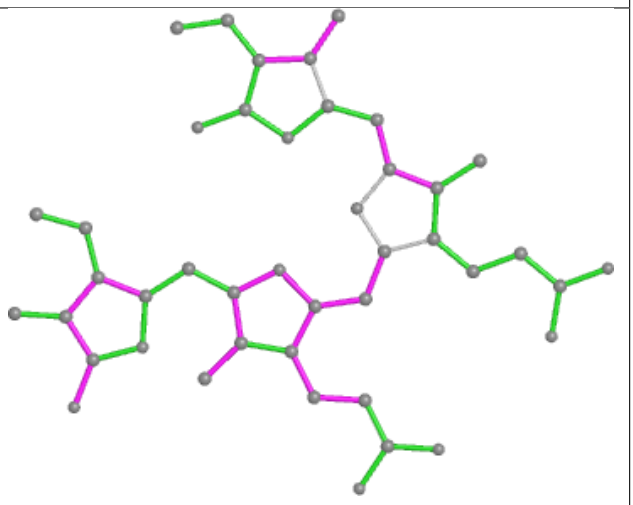

Bond angles

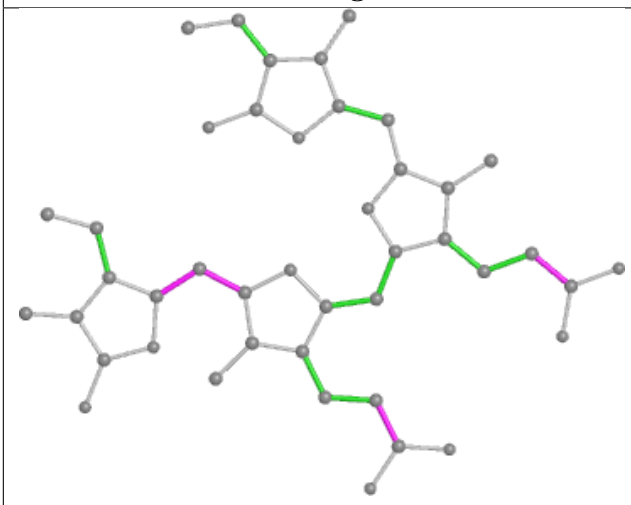

Torsions

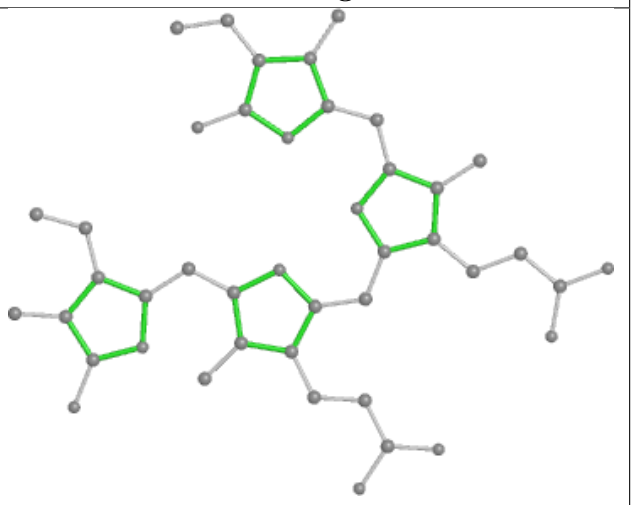

Rings

Ligand PEB al 202

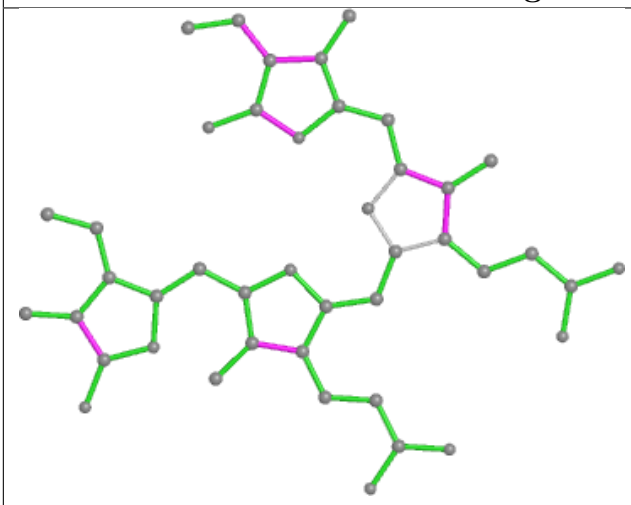

Bond lengths

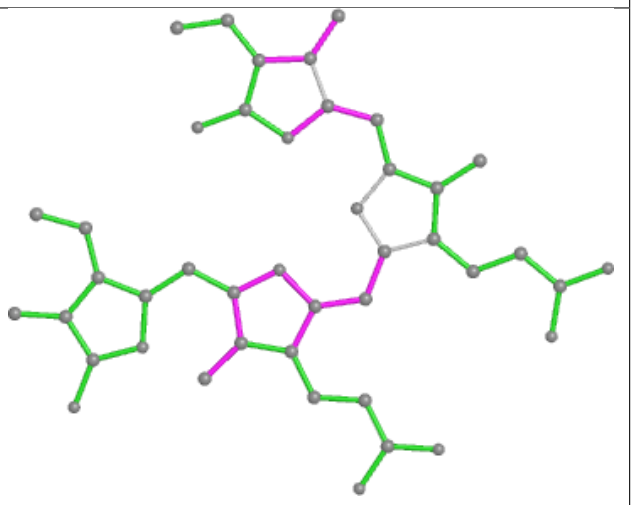

Bond angles

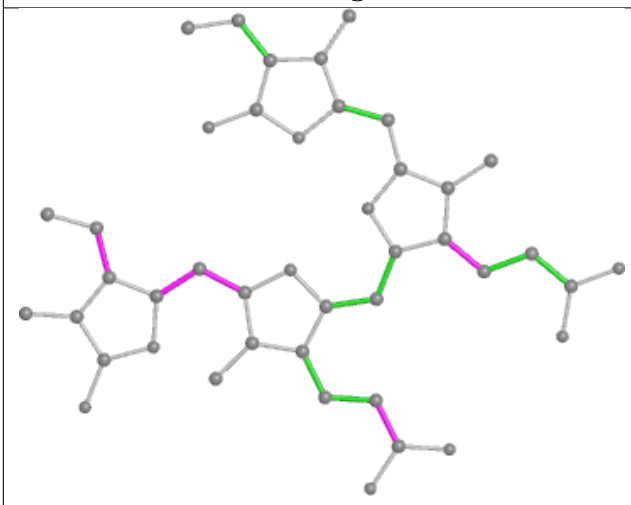

Torsions

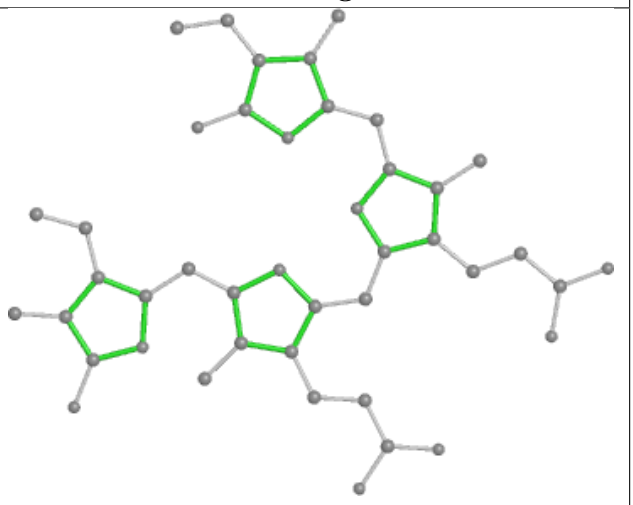

Rings

Ligand PEB kS 1001

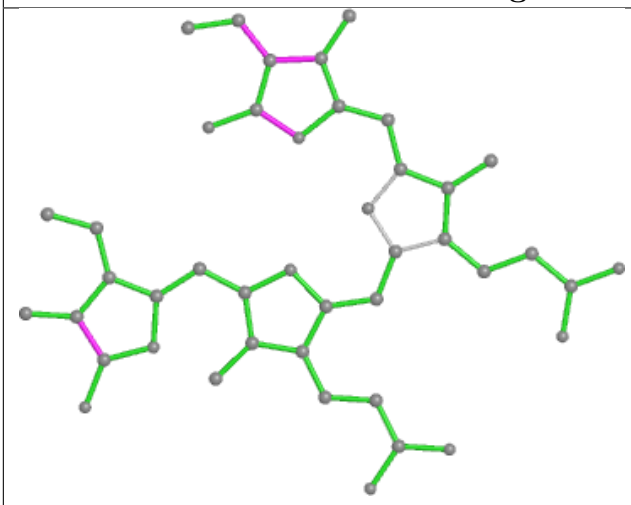

Bond lengths

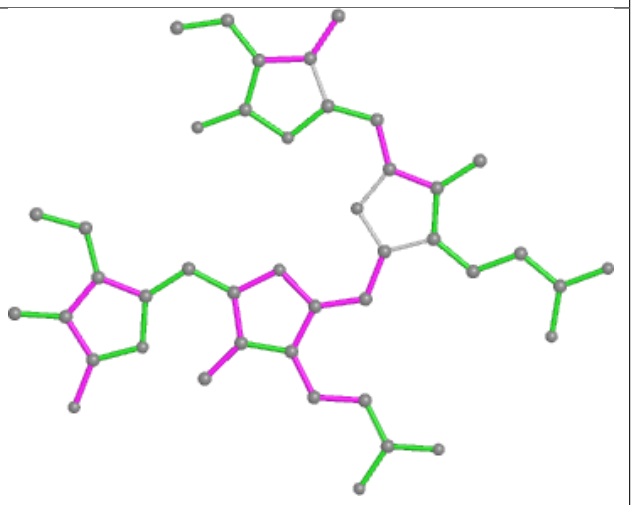

Bond angles

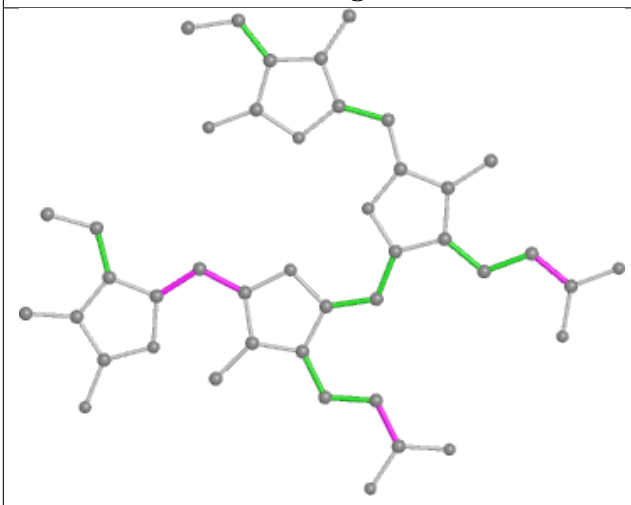

Torsions

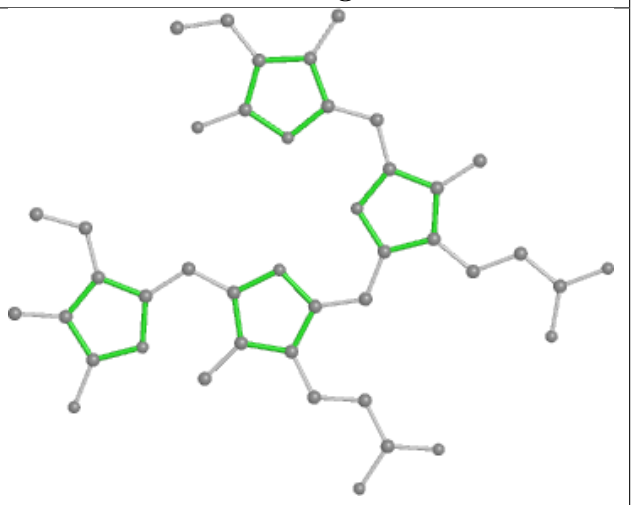

Rings

Ligand PUB cn 202

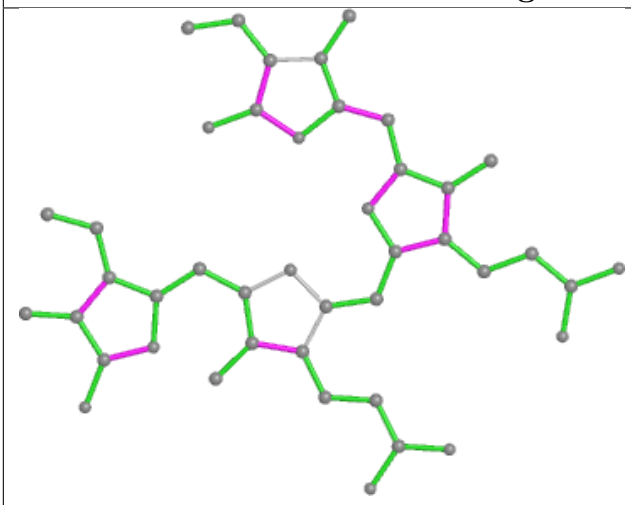

Bond lengths

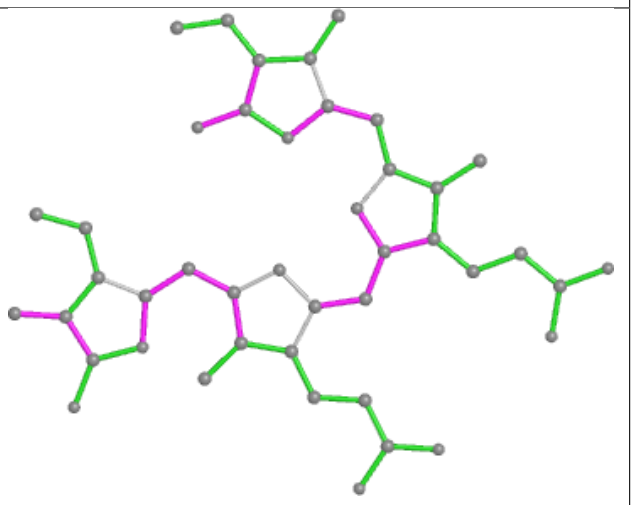

Bond angles

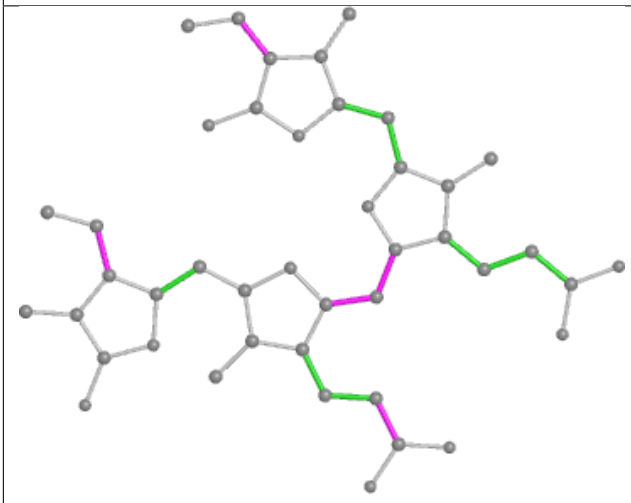

Torsions

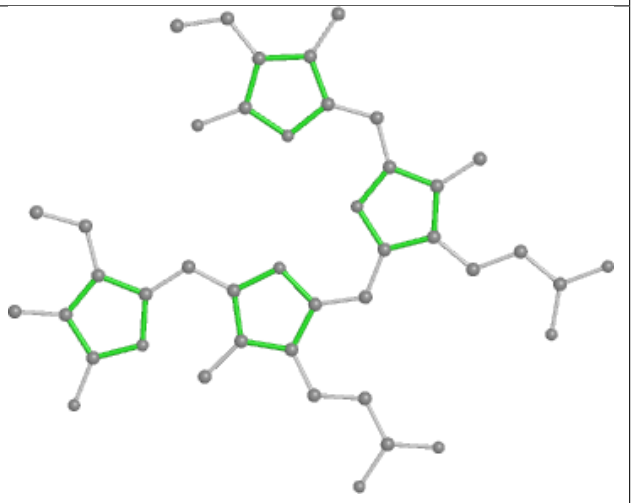

Rings

Ligand PEB S9 202

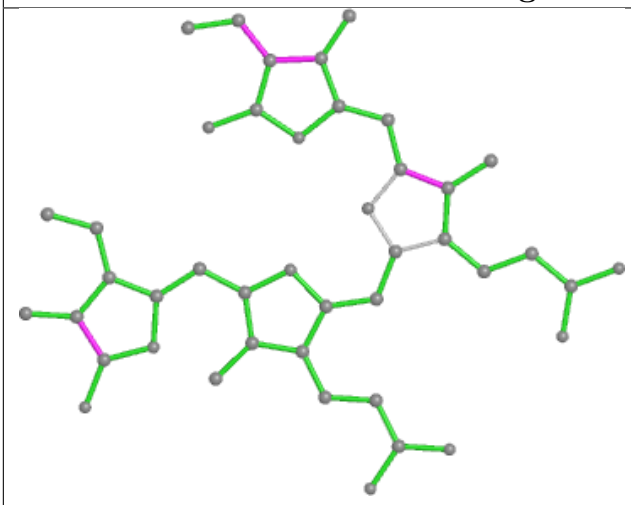

Bond lengths

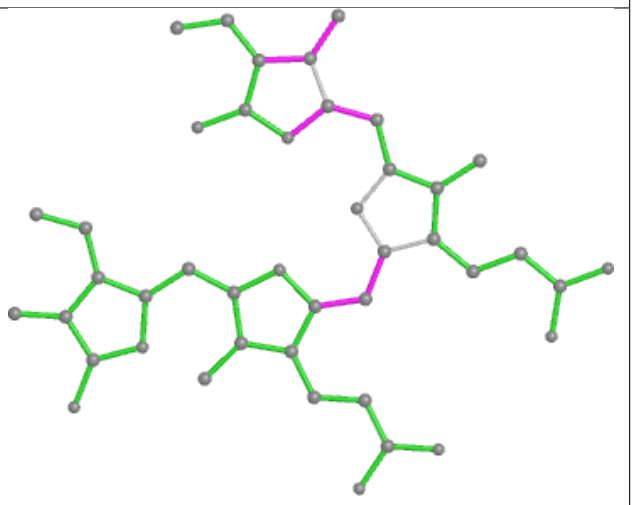

Bond angles

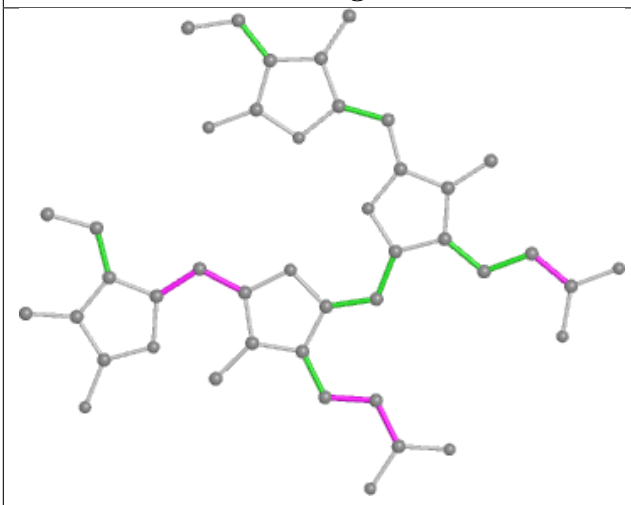

Torsions

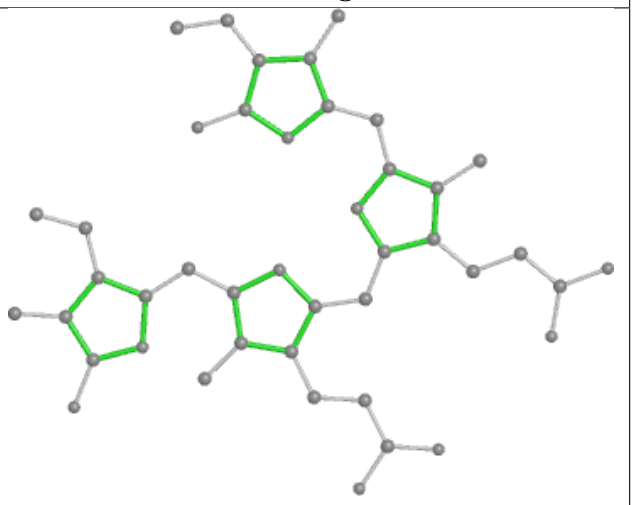

Rings

Ligand PEB bZ 303

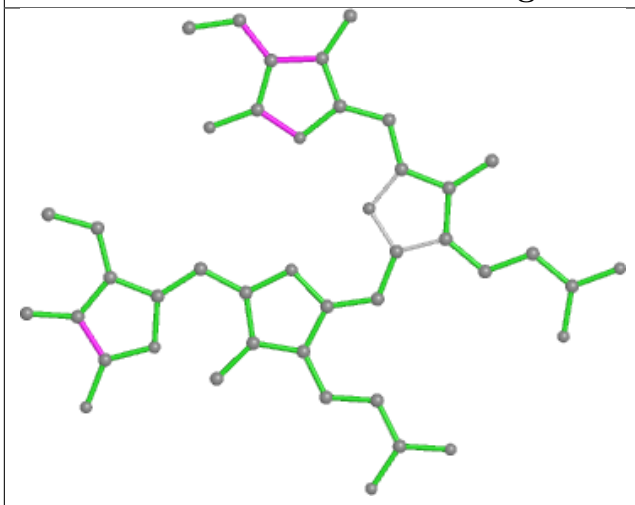

Bond lengths

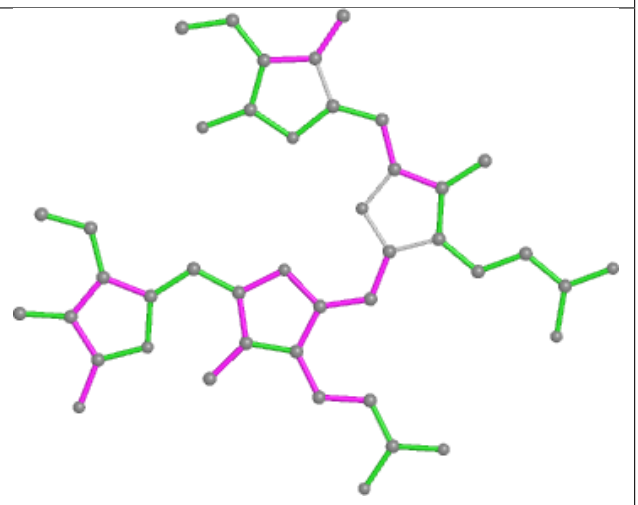

Bond angles

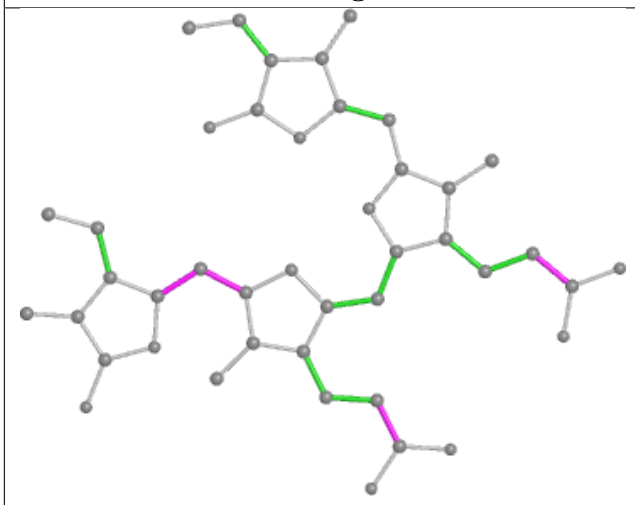

Torsions

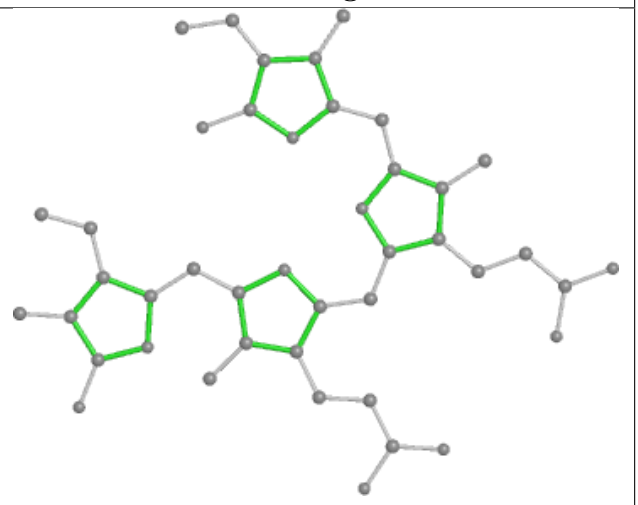

Rings

Ligand PEB hN 202

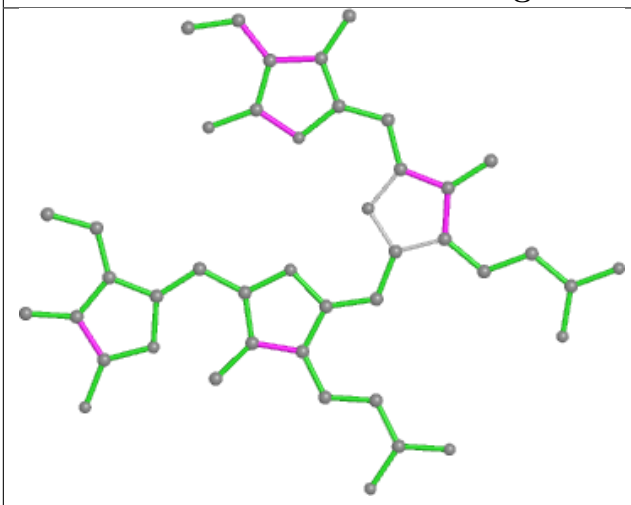

Bond lengths

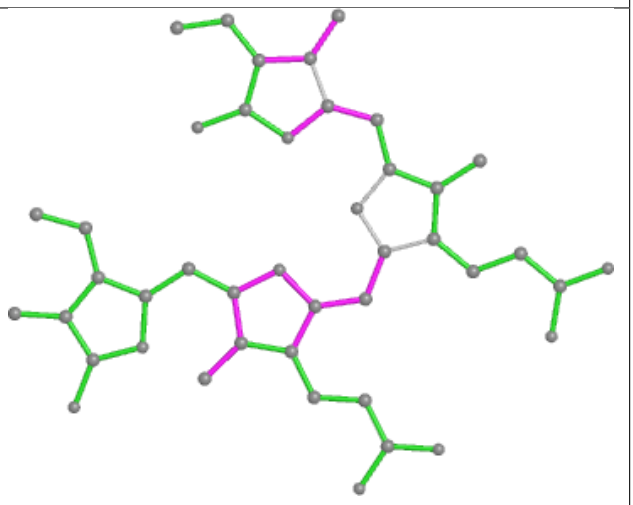

Bond angles

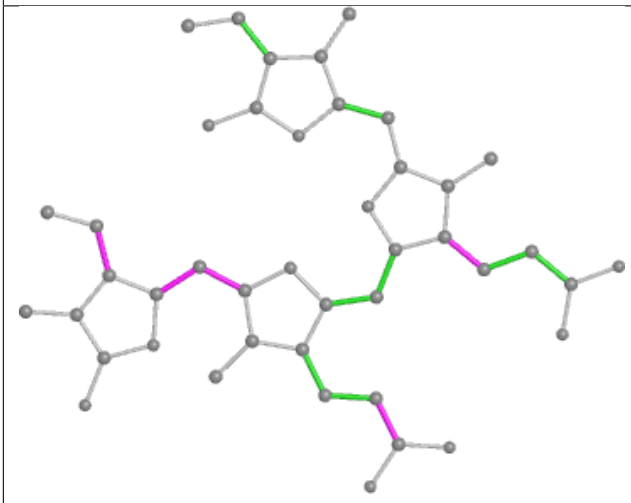

Torsions

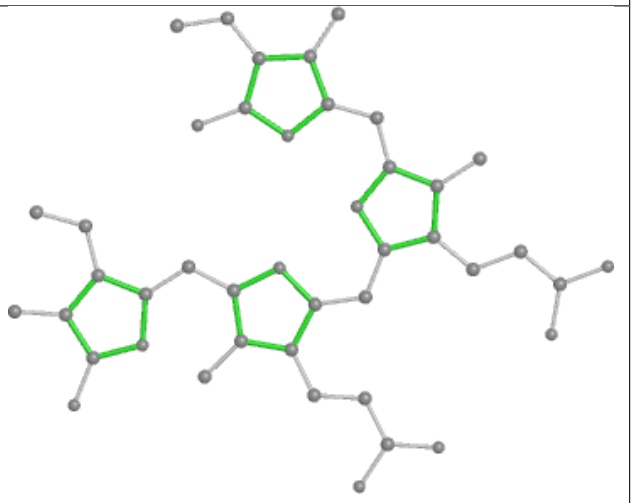

Rings

Ligand PUB Z3 203

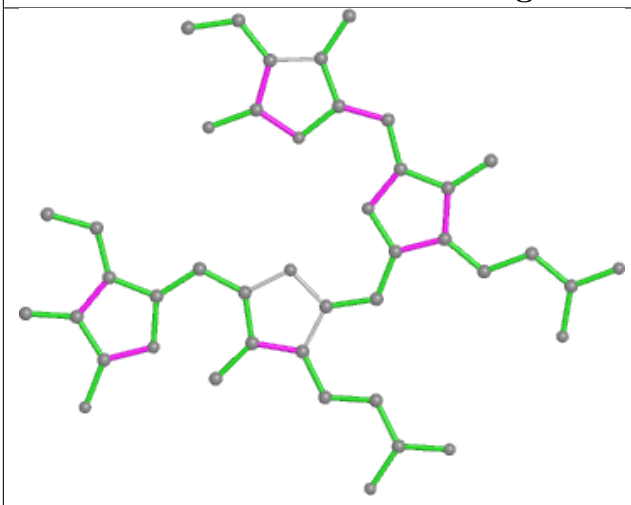

Bond lengths

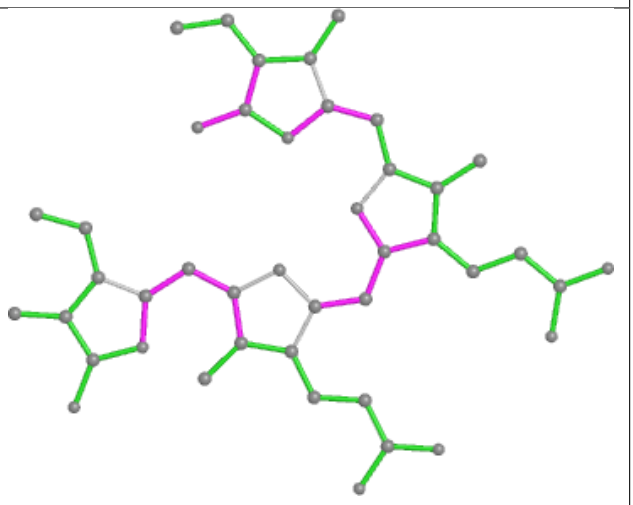

Bond angles

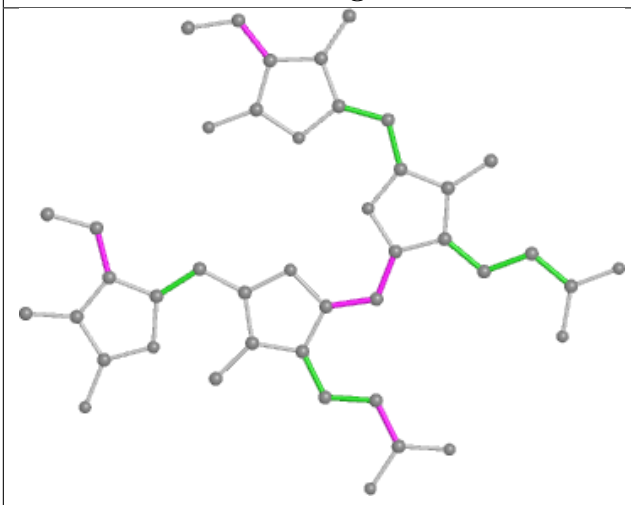

Torsions

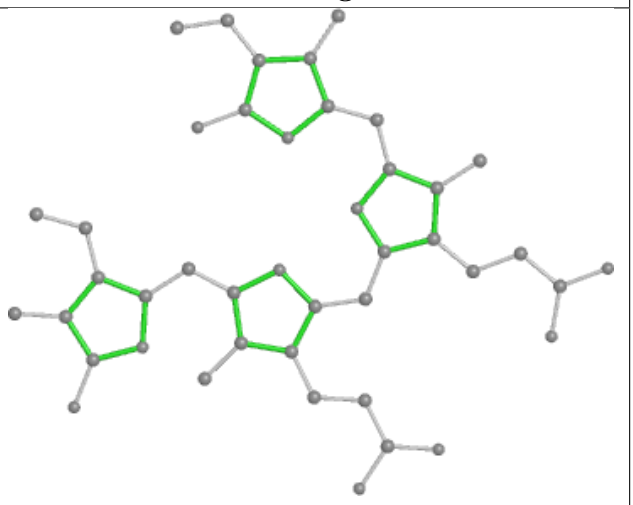

Rings

Ligand PEB da 1001

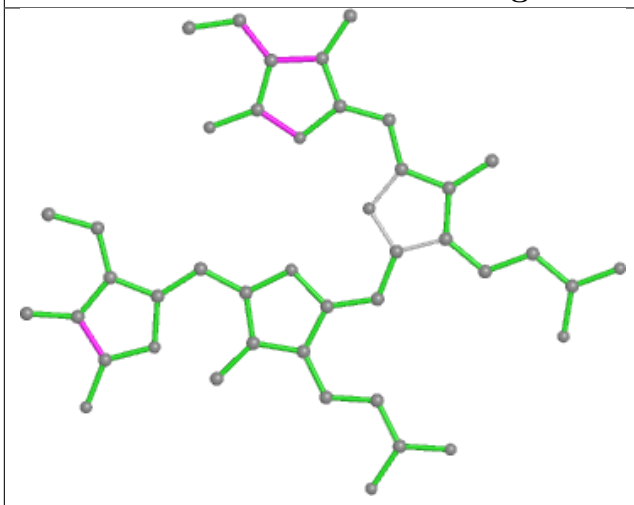

Bond lengths

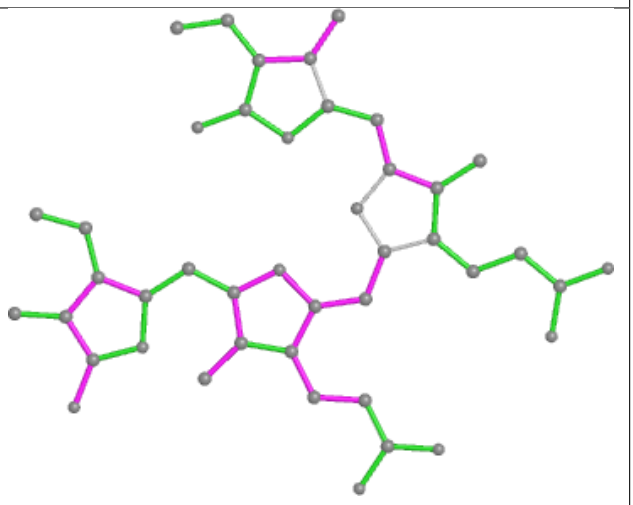

Bond angles

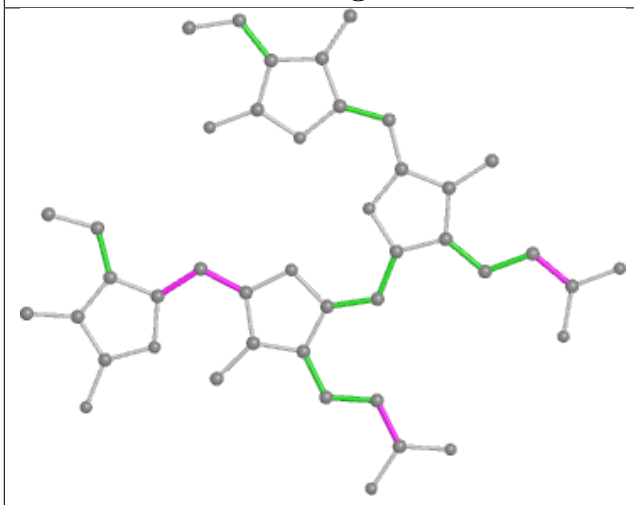

Torsions

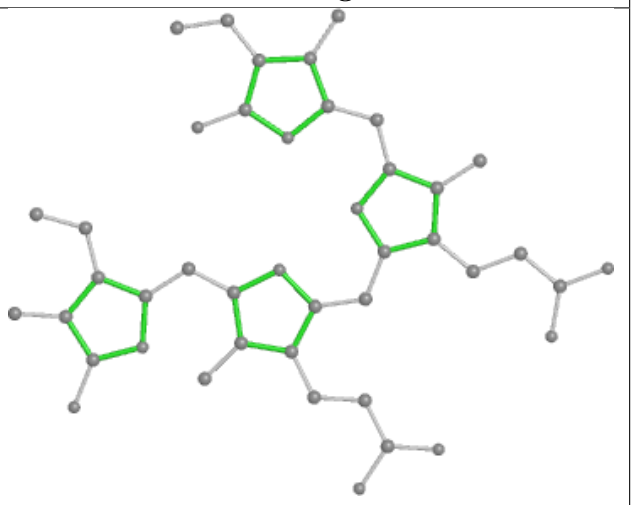

Rings

Ligand PEB Z3 201

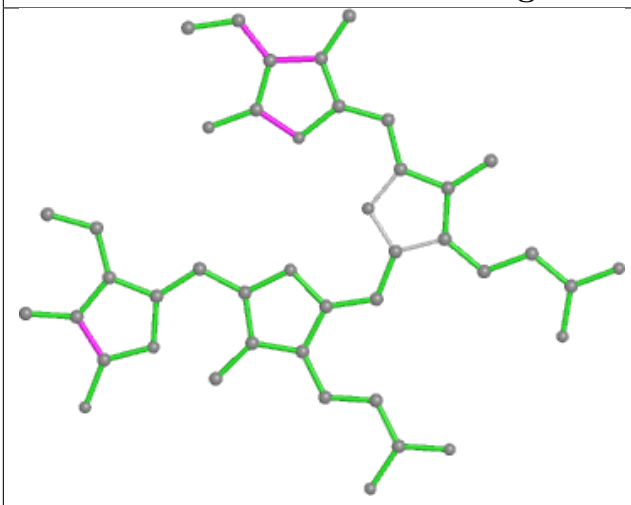

Bond lengths

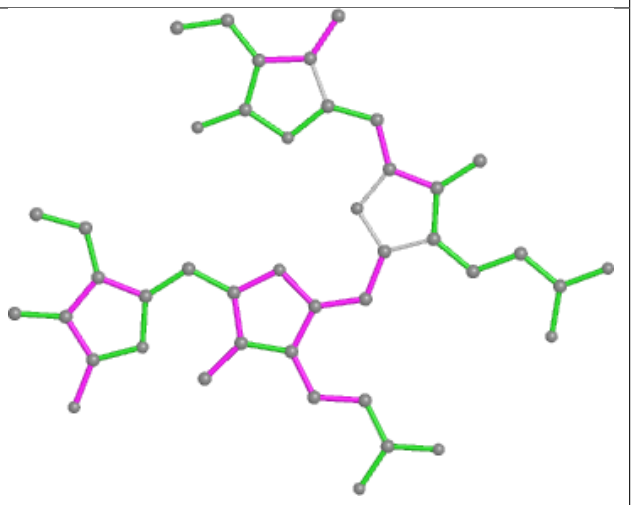

Bond angles

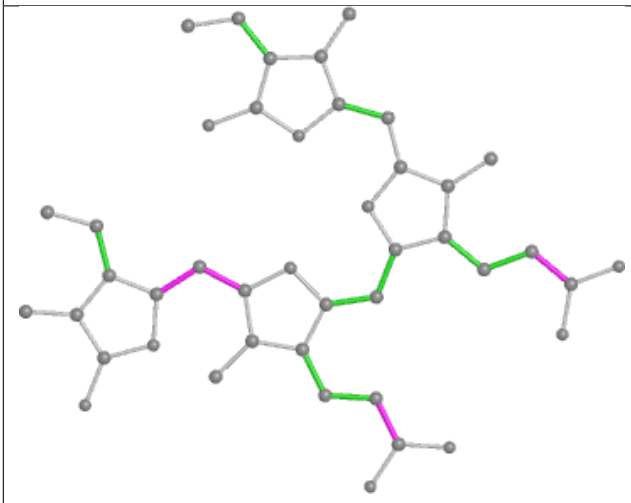

Torsions

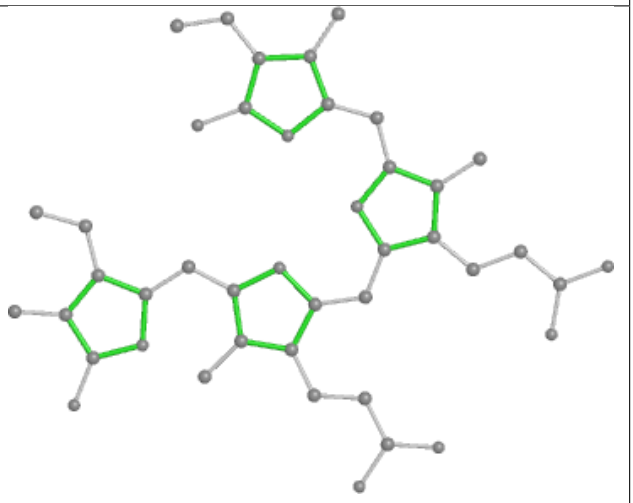

Rings

Ligand PEB bZ 302

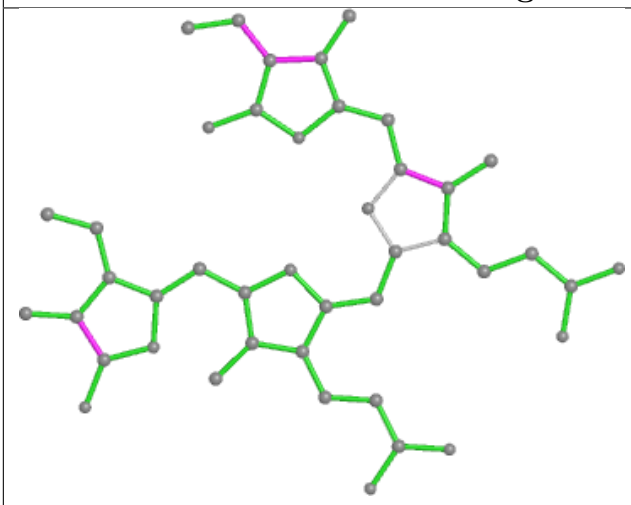

Bond lengths

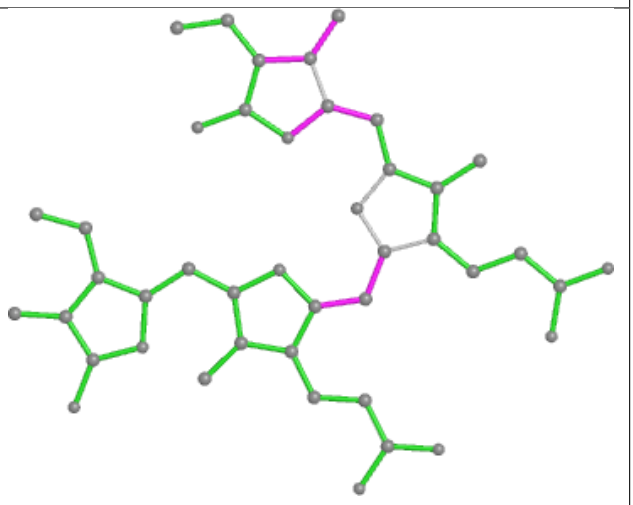

Bond angles

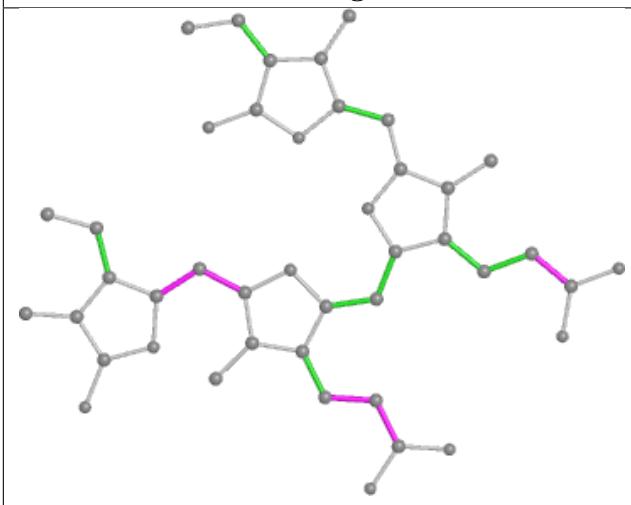

Torsions

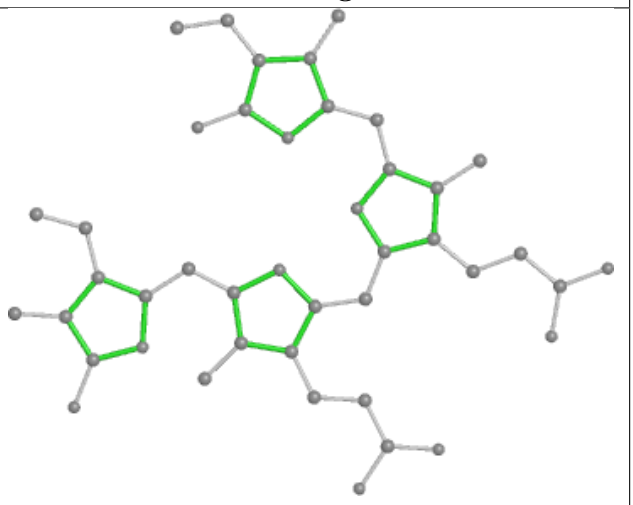

Rings

Ligand PEB bw 201

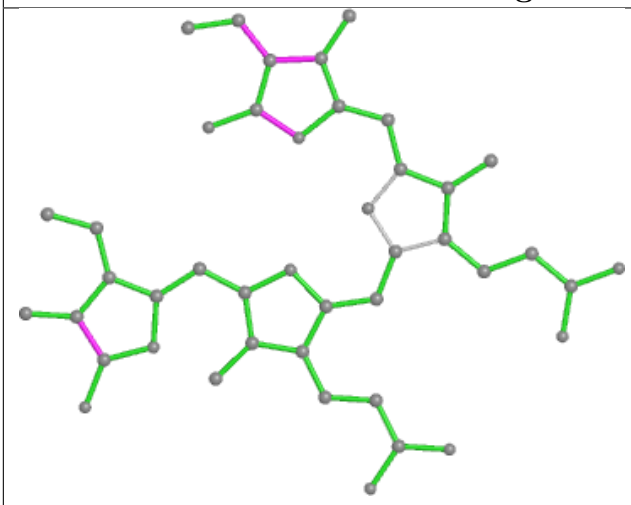

Bond lengths

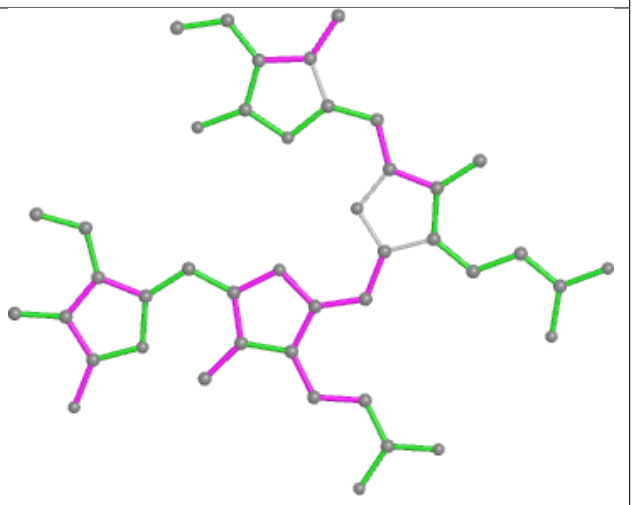

Bond angles

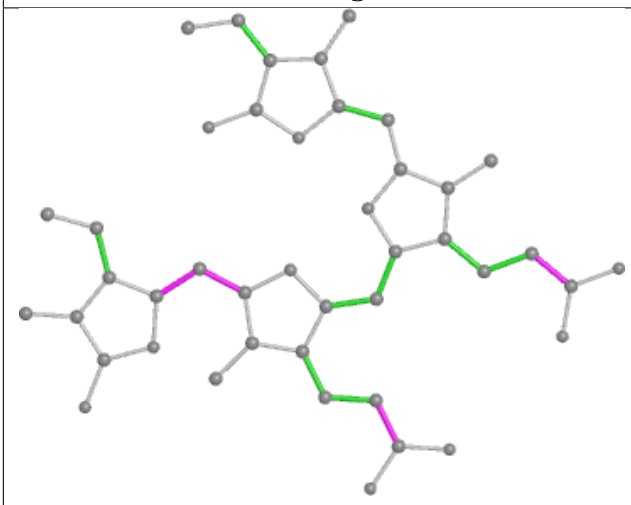

Torsions

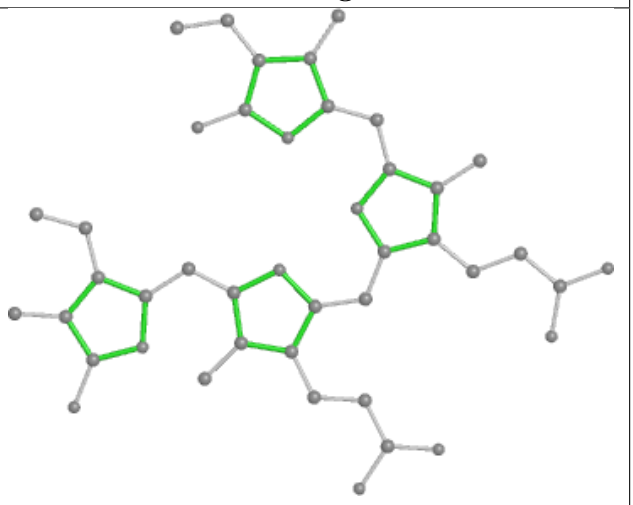

Rings

Ligand PEB c3 302

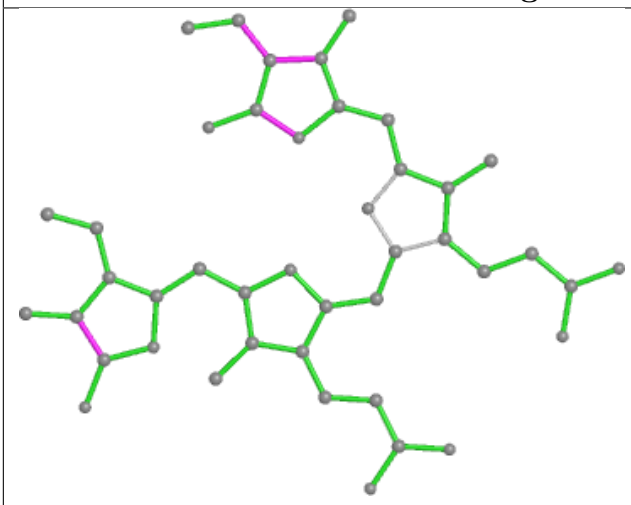

Bond lengths

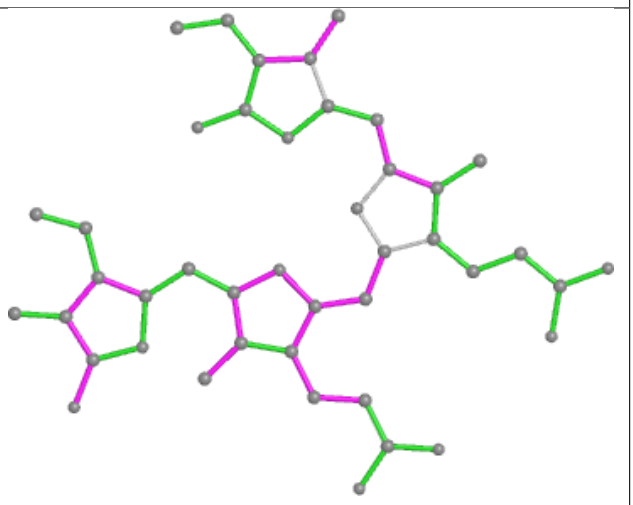

Bond angles

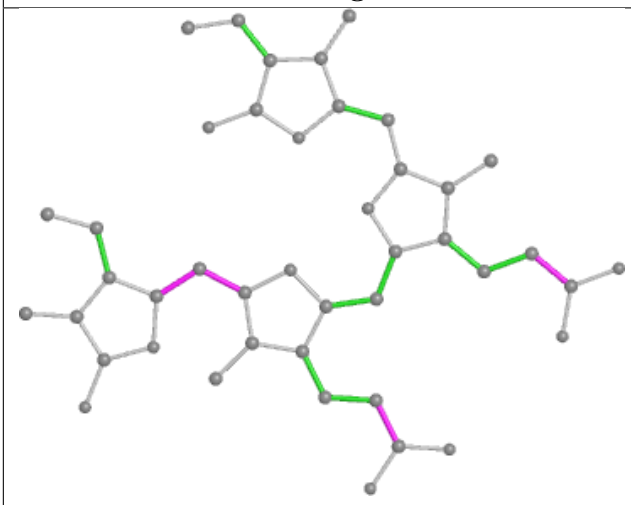

Torsions

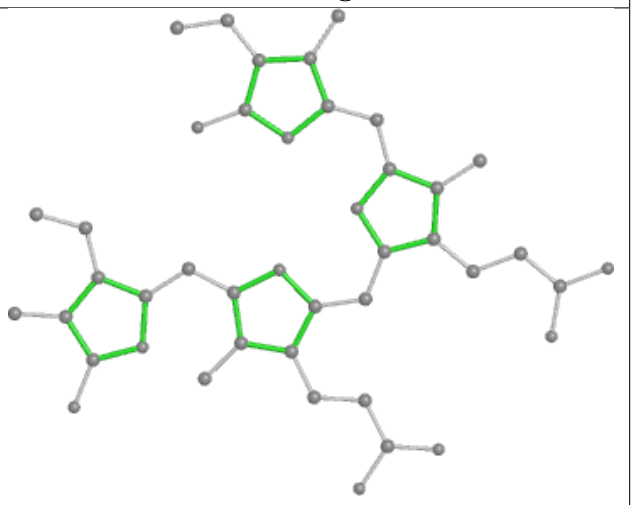

Rings

Ligand PEB bP 202

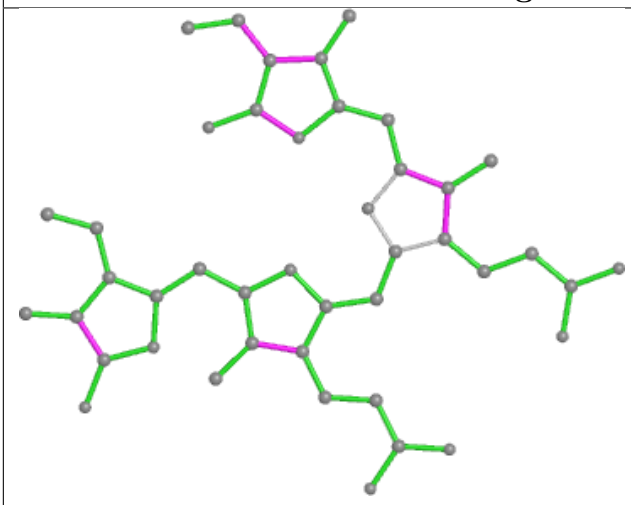

Bond lengths

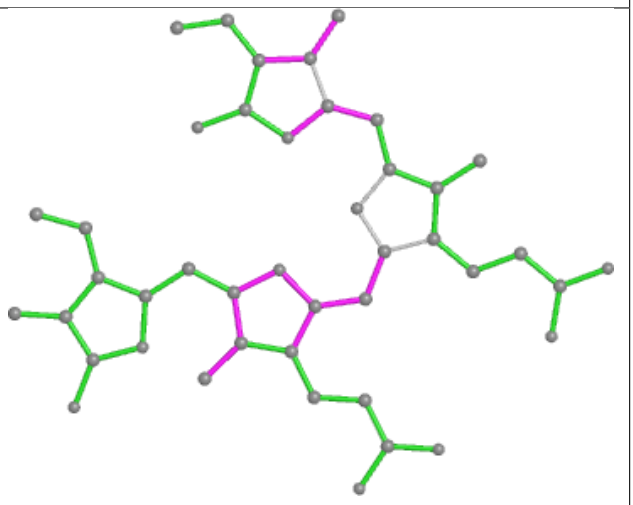

Bond angles

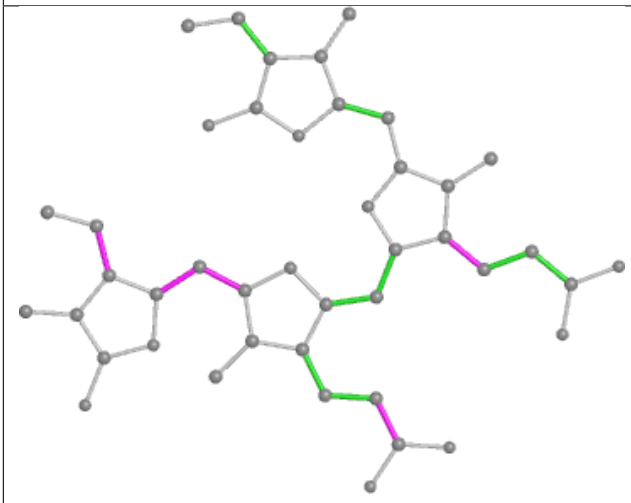

Torsions

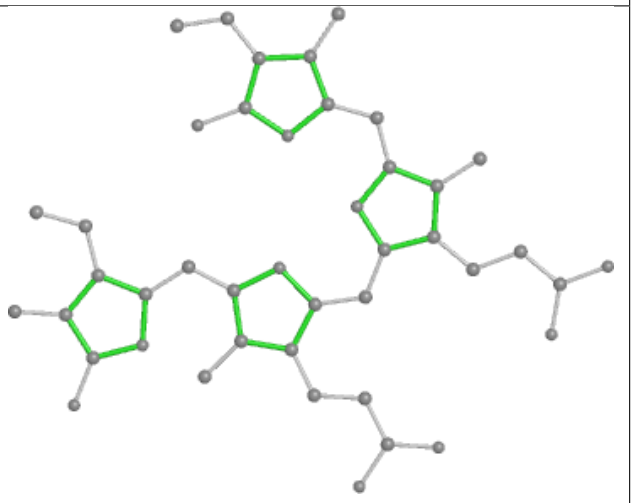

Rings

Ligand PEB cE 201

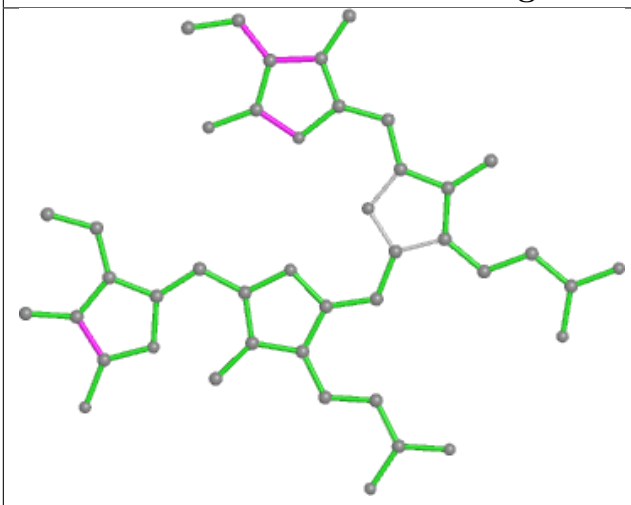

Bond lengths

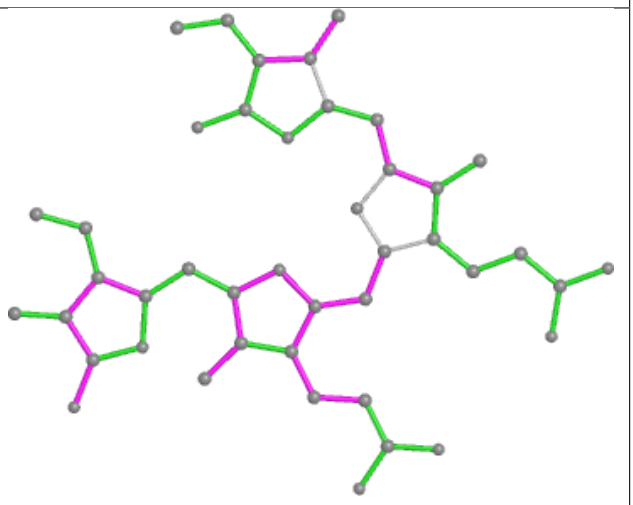

Bond angles

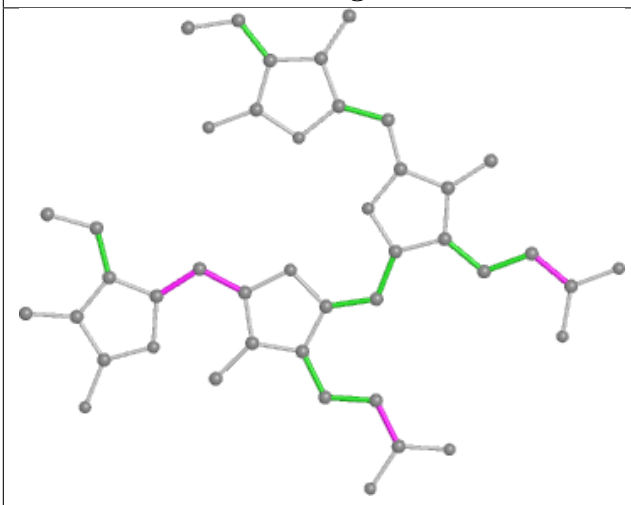

Torsions

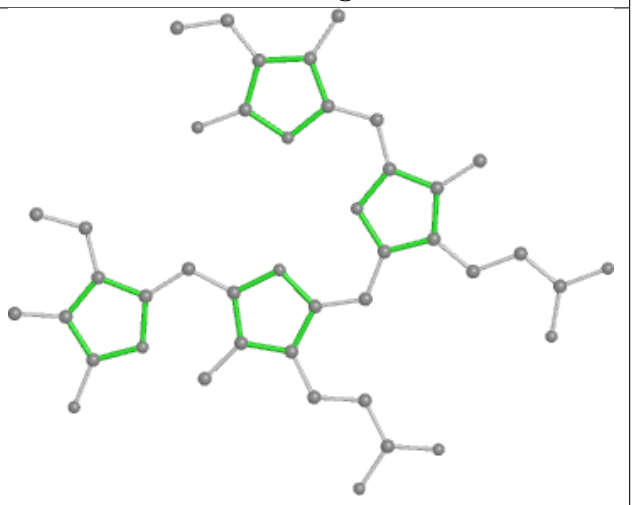

Rings

Ligand PEB dt 202

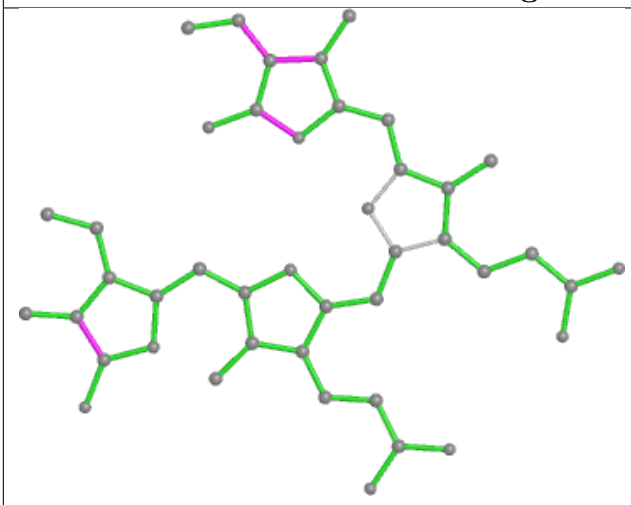

Bond lengths

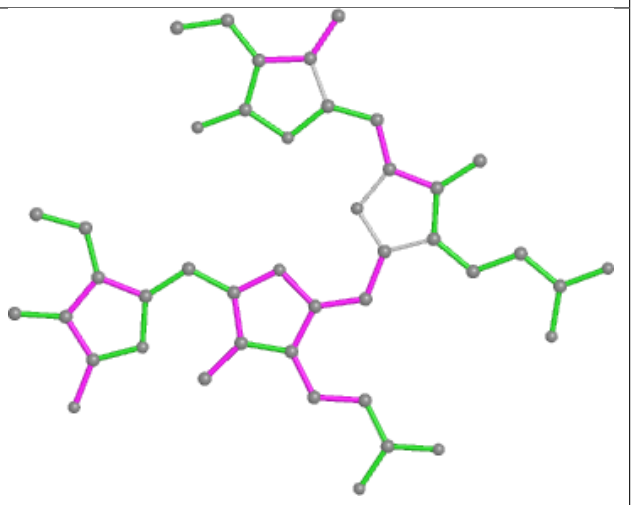

Bond angles

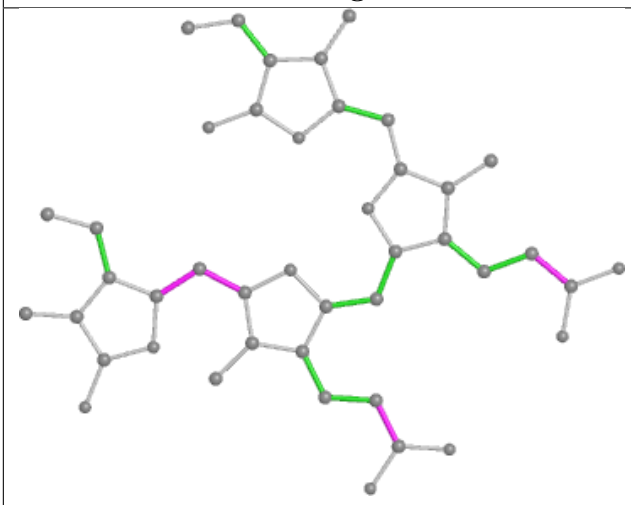

Torsions

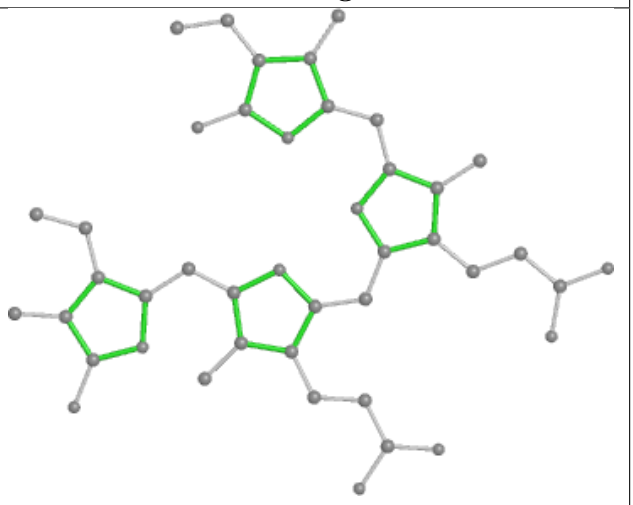

Rings

Ligand PEB c4 202

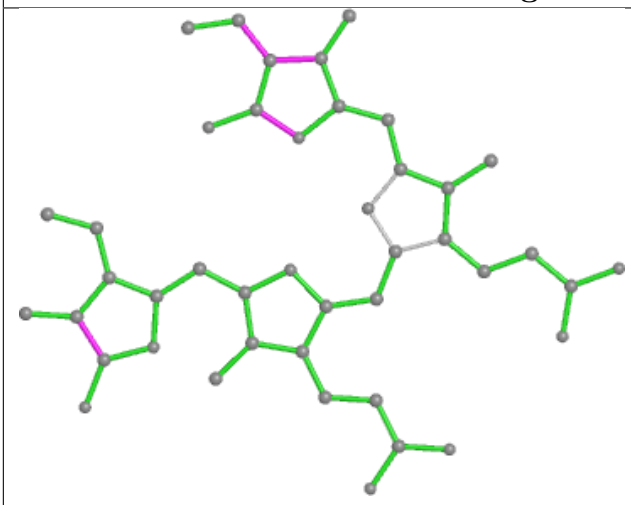

Bond lengths

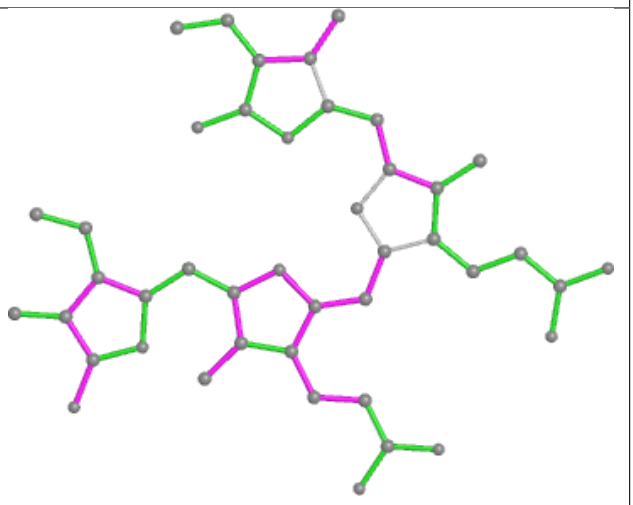

Bond angles

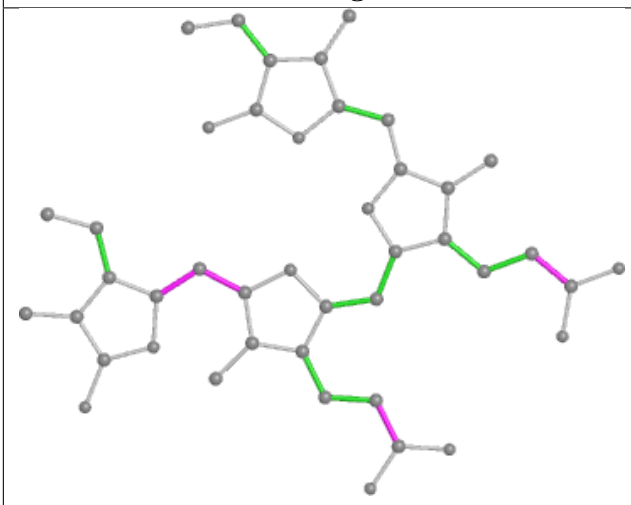

Torsions

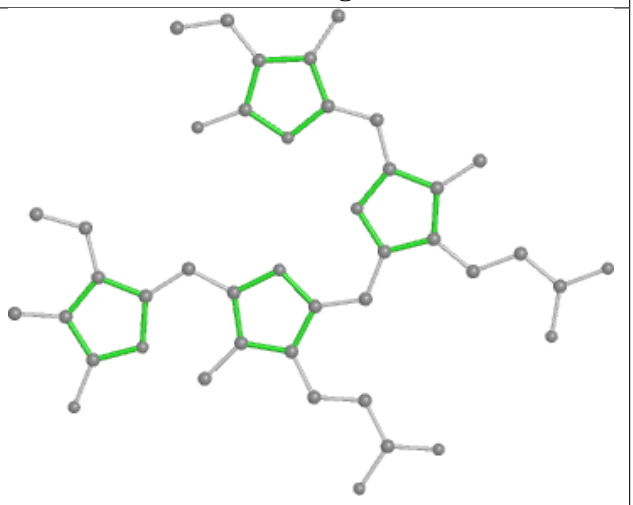

Rings

Ligand PEB U6 201

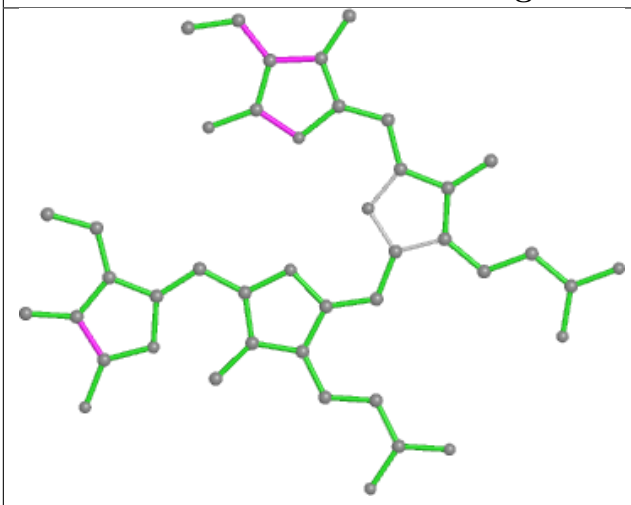

Bond lengths

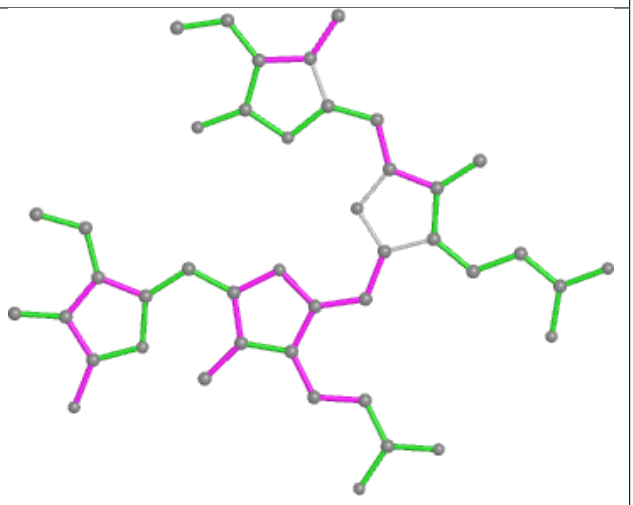

Bond angles

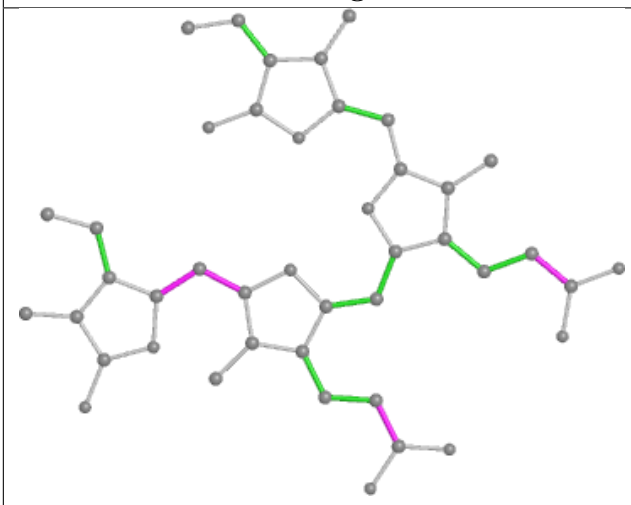

Torsions

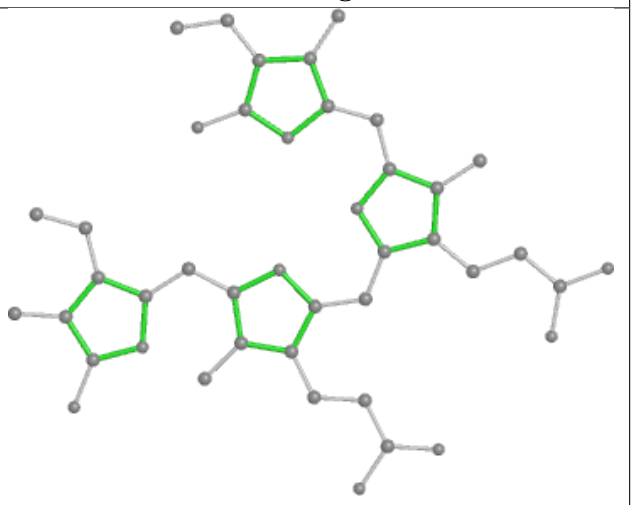

Rings

Ligand PEB fe 202

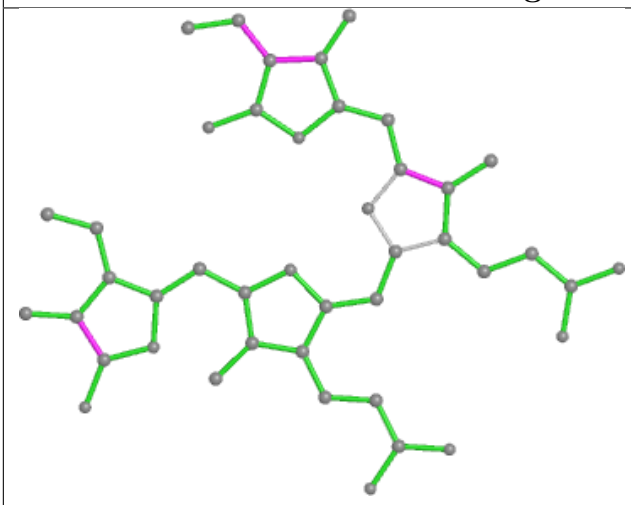

Bond lengths

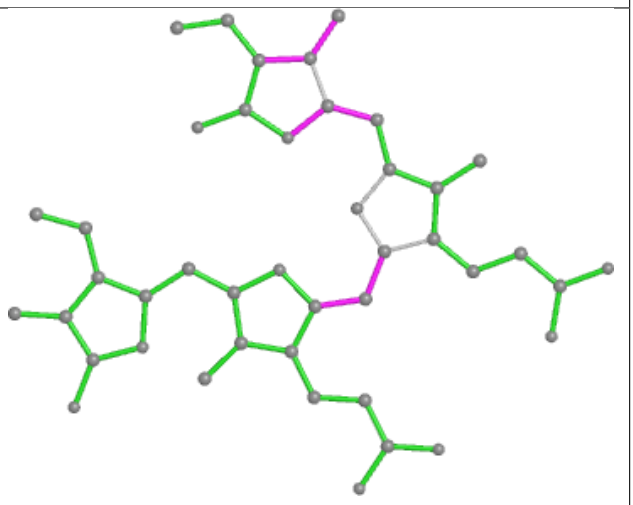

Bond angles

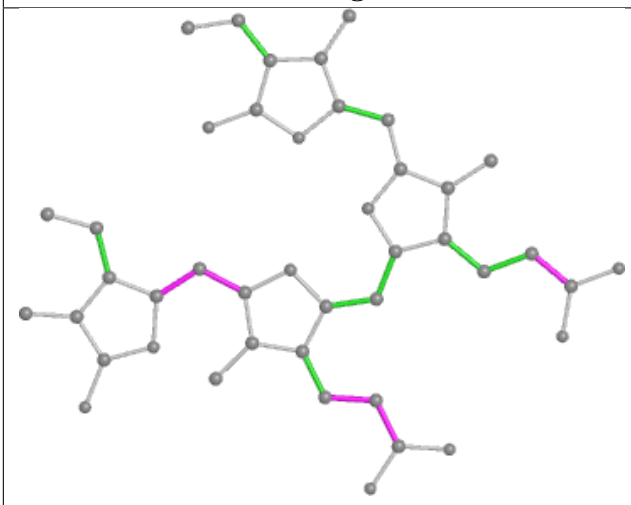

Torsions

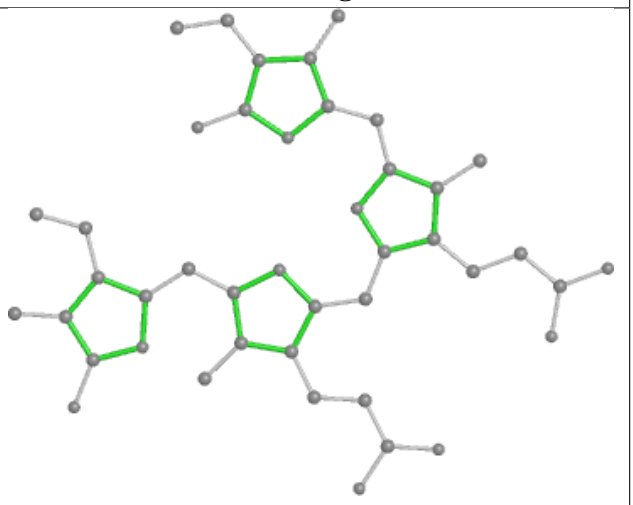

Rings

Ligand PEB O6 202

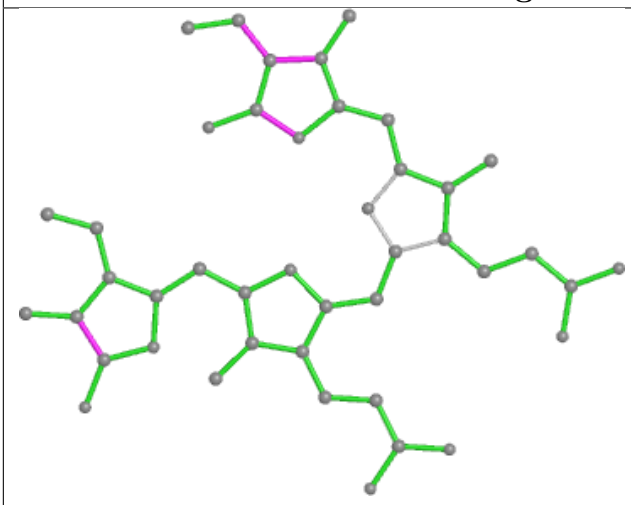

Bond lengths

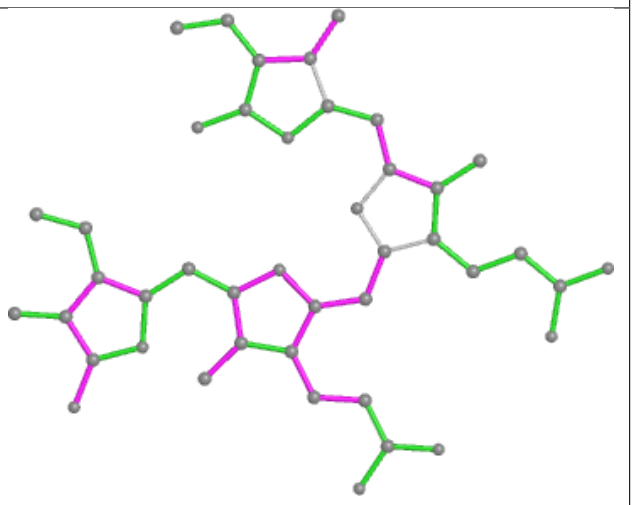

Bond angles

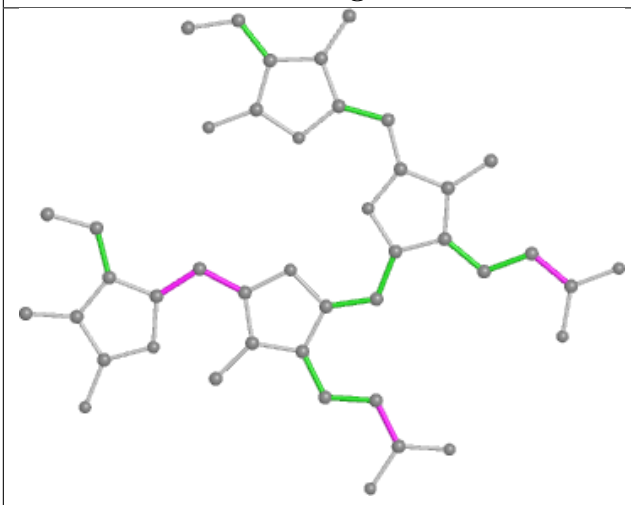

Torsions

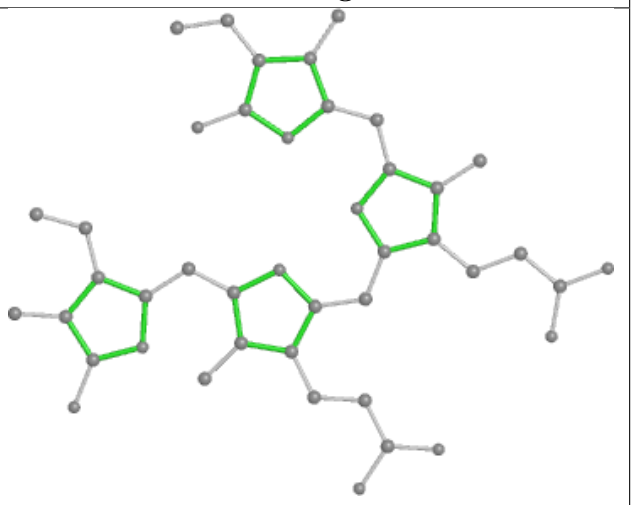

Rings

Ligand PEB cB 202

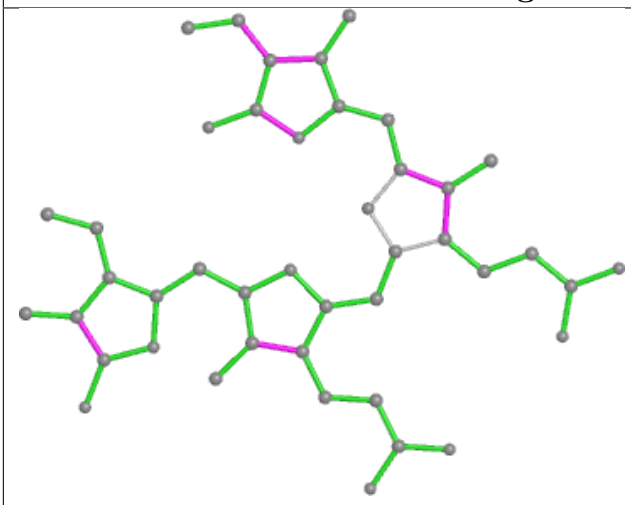

Bond lengths

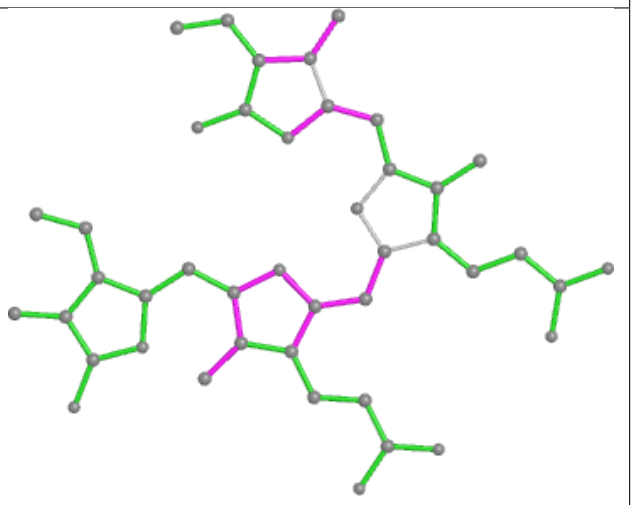

Bond angles

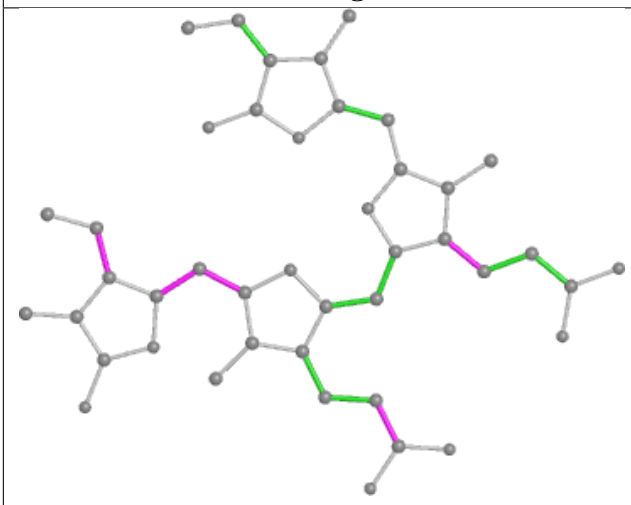

Torsions

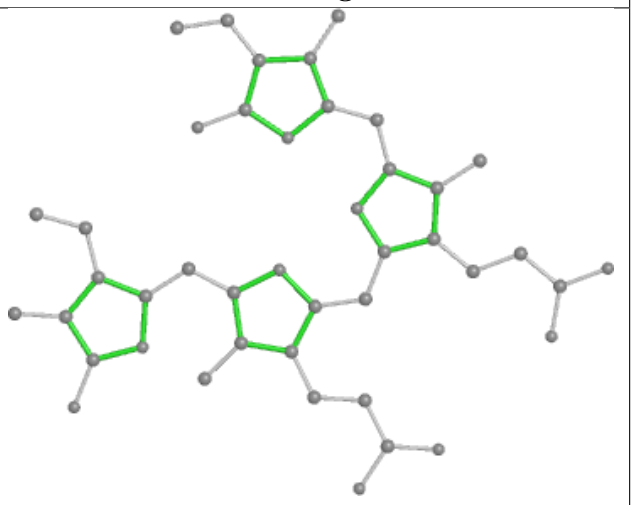

Rings

Ligand PEB dd 202

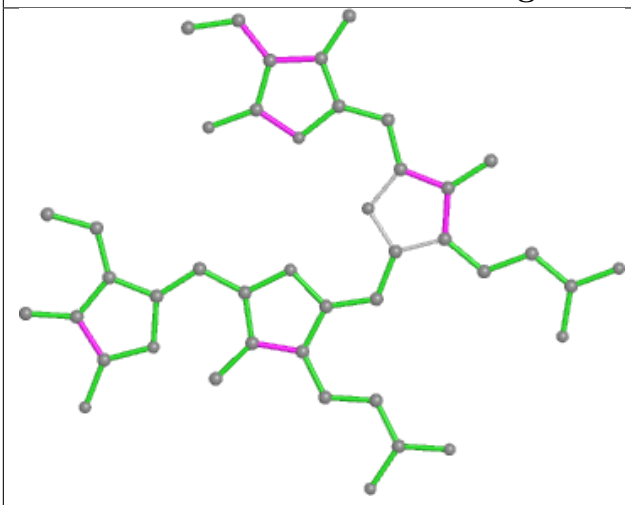

Bond lengths

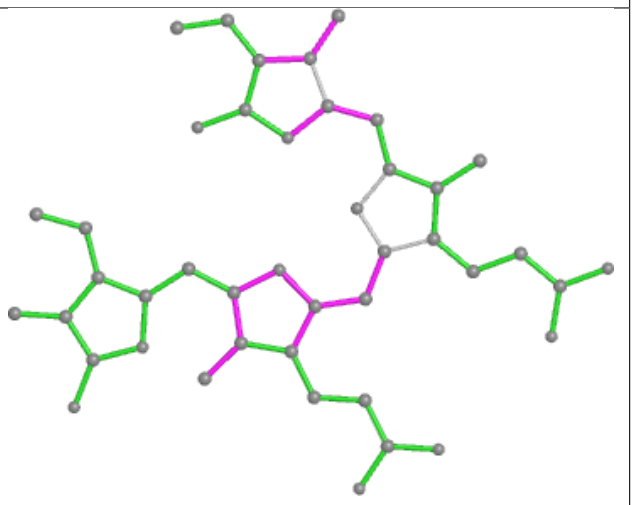

Bond angles

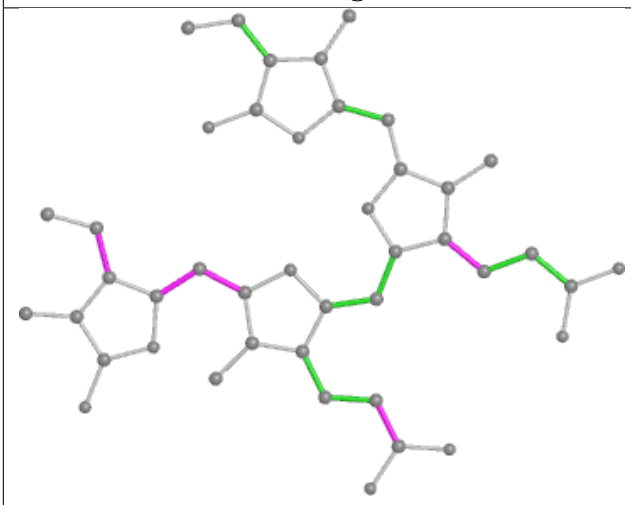

Torsions

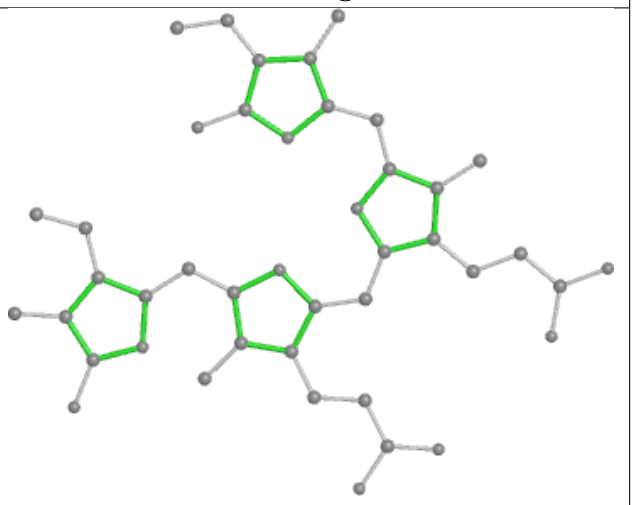

Rings

Ligand PEB G7 202

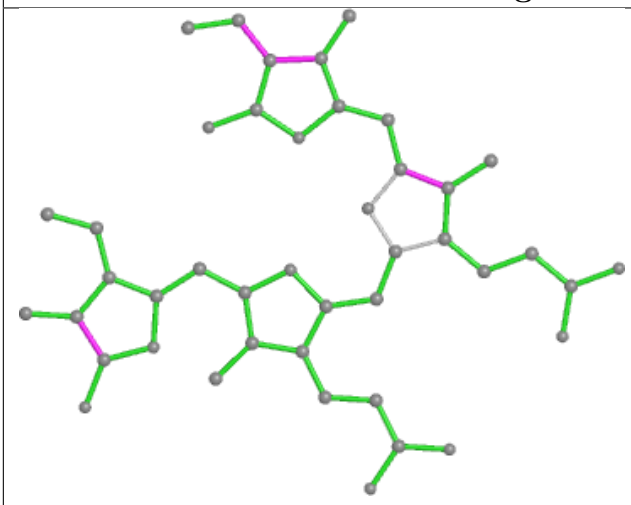

Bond lengths

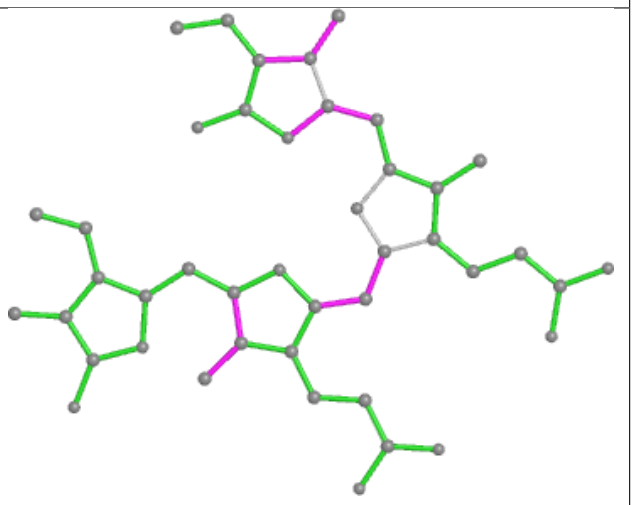

Bond angles

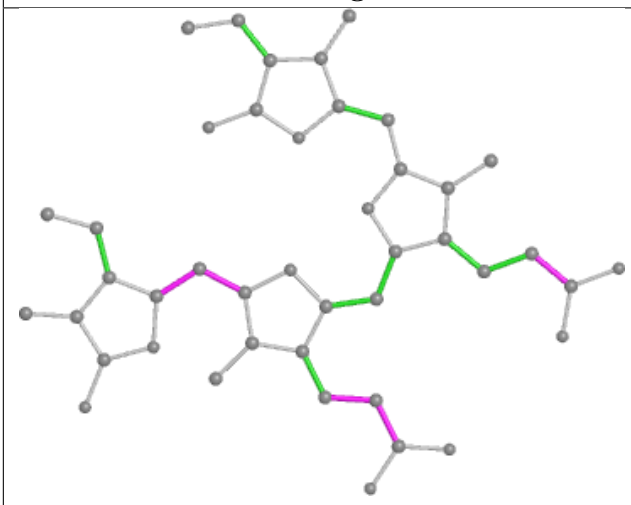

Torsions

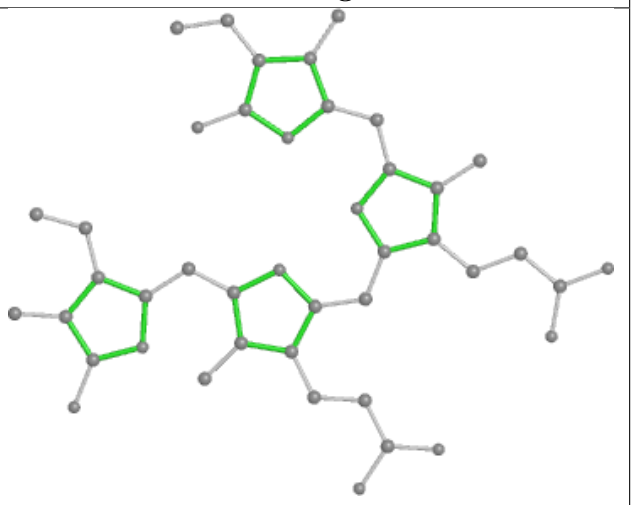

Rings

Ligand PEB D7 201

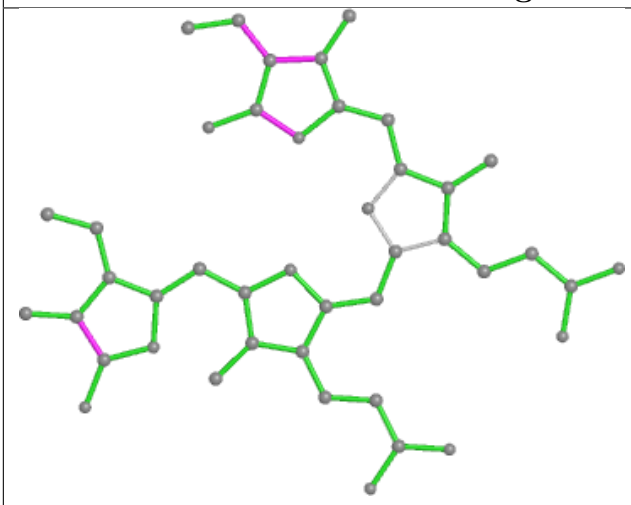

Bond lengths

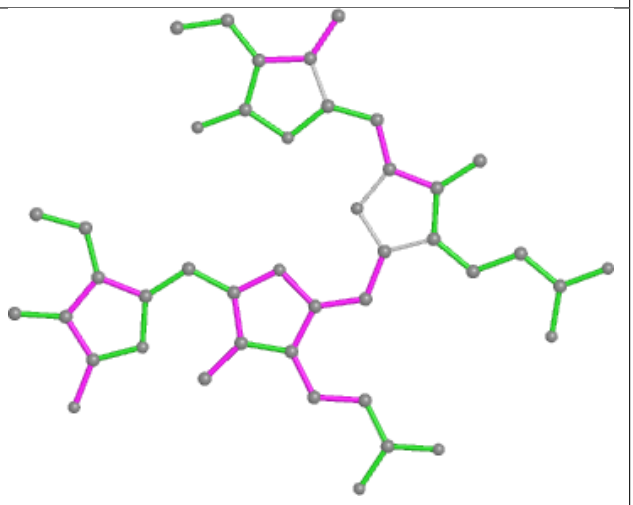

Bond angles

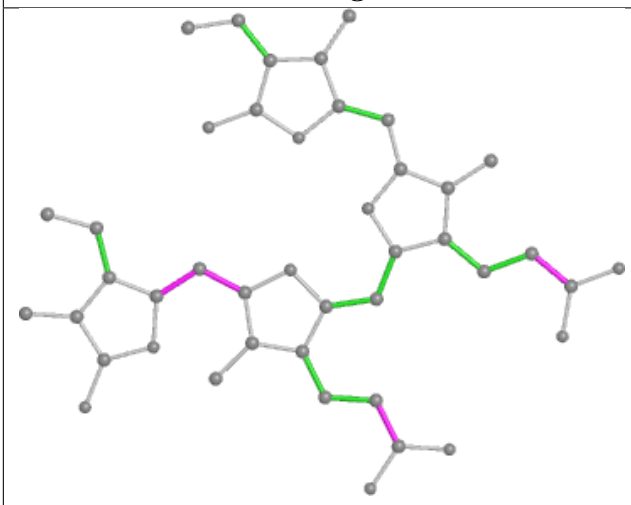

Torsions

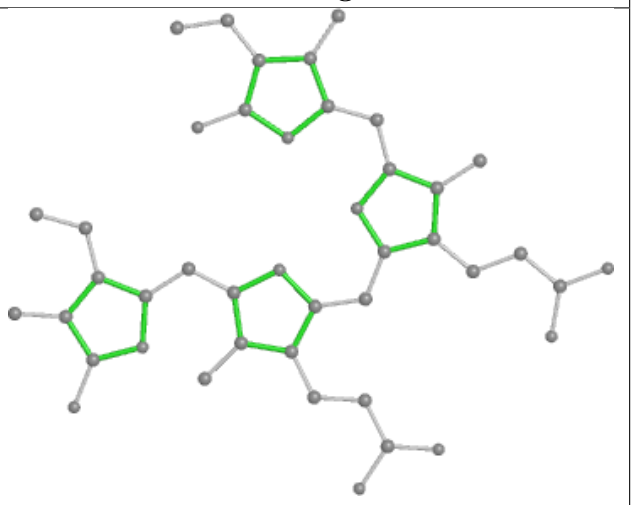

Rings

Ligand PEB ct 201

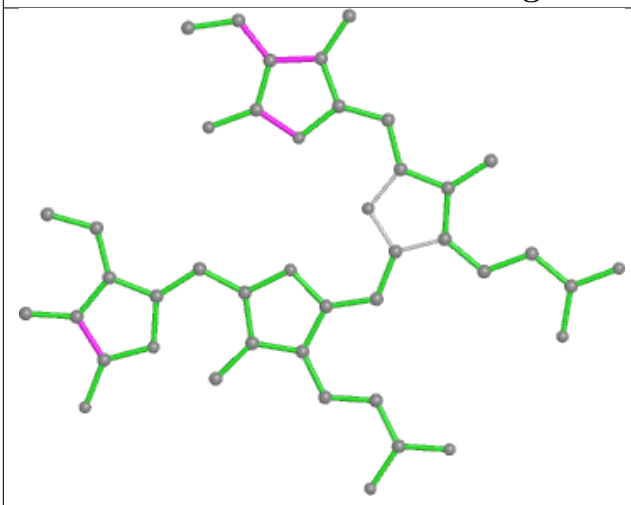

Bond lengths

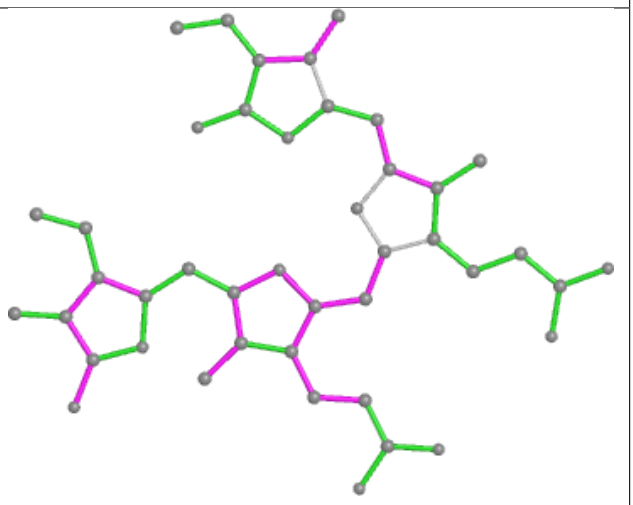

Bond angles

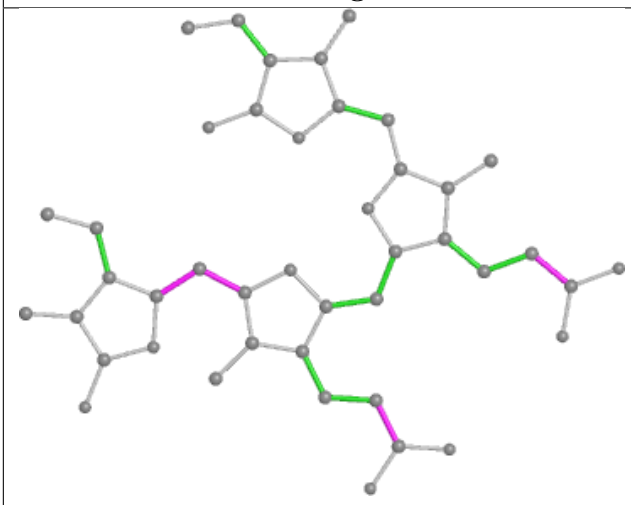

Torsions

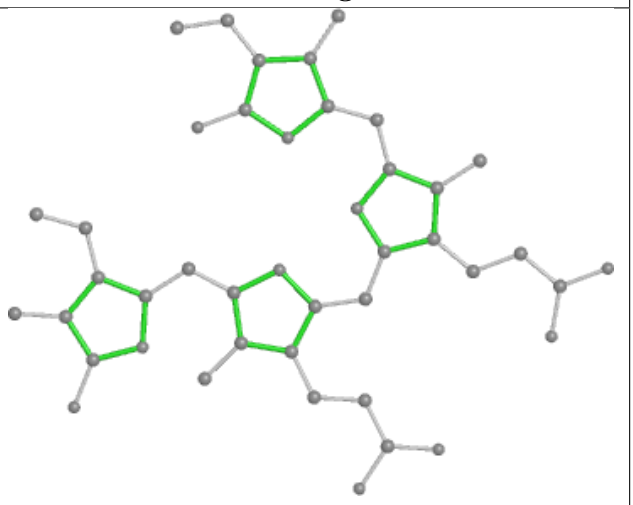

Rings

Ligand PVN bZ 304

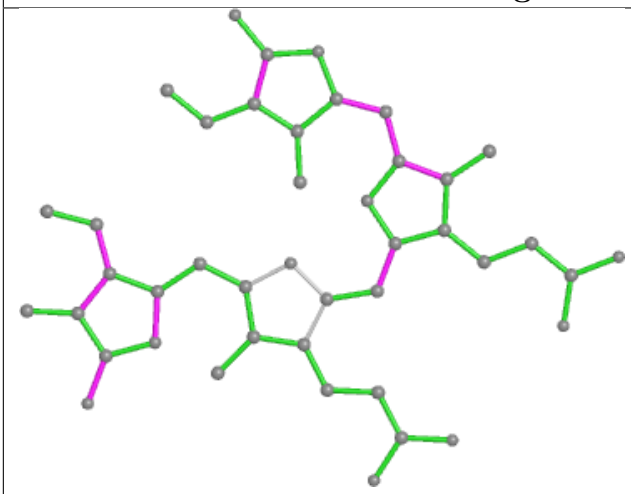

Bond lengths

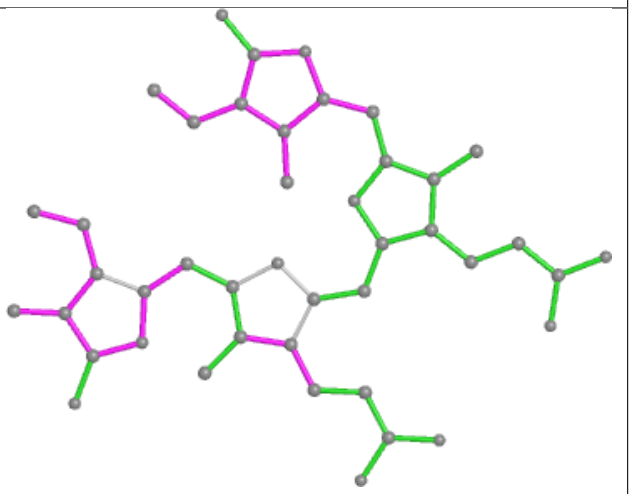

Bond angles

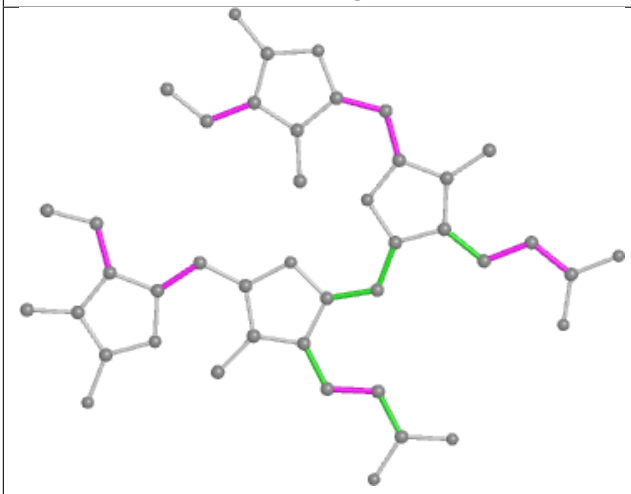

Torsions

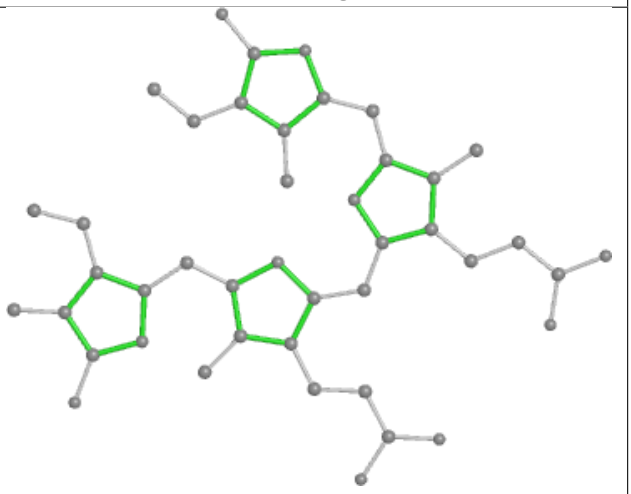

Rings

Ligand PEB bM 202

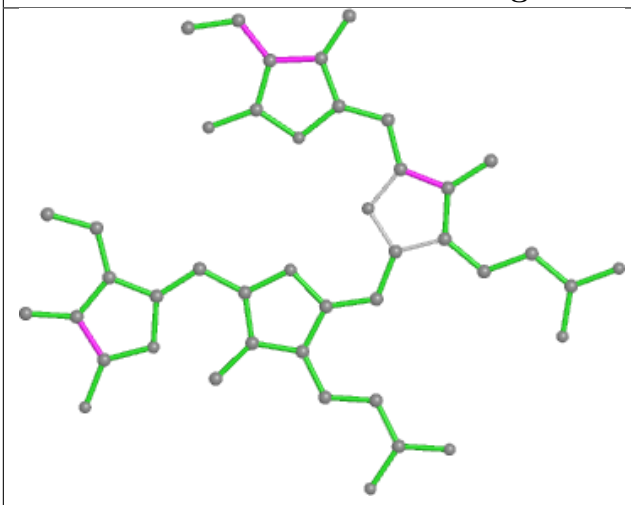

Bond lengths

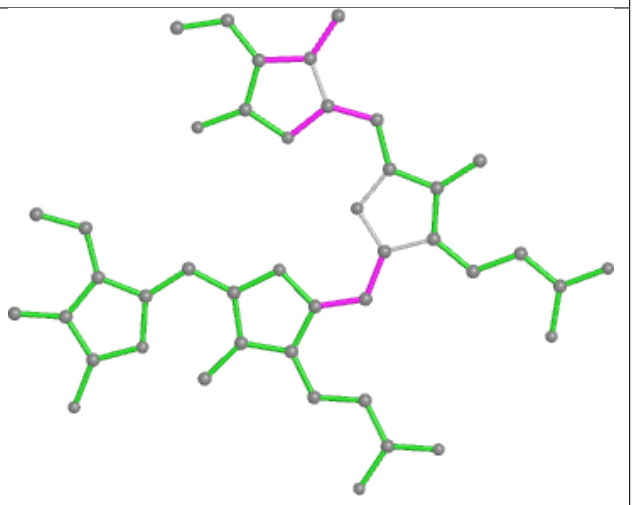

Bond angles

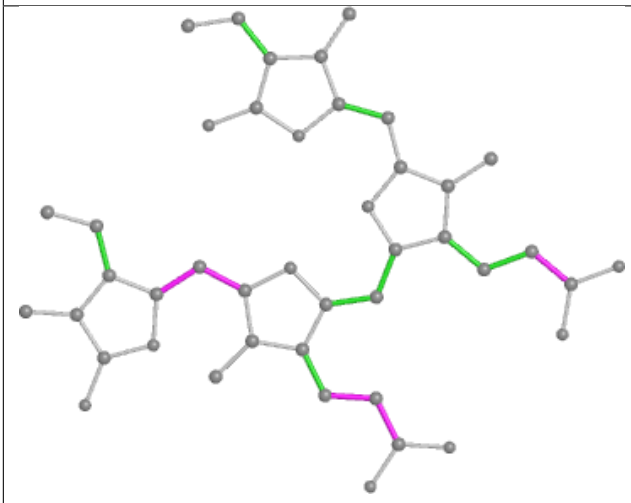

Torsions

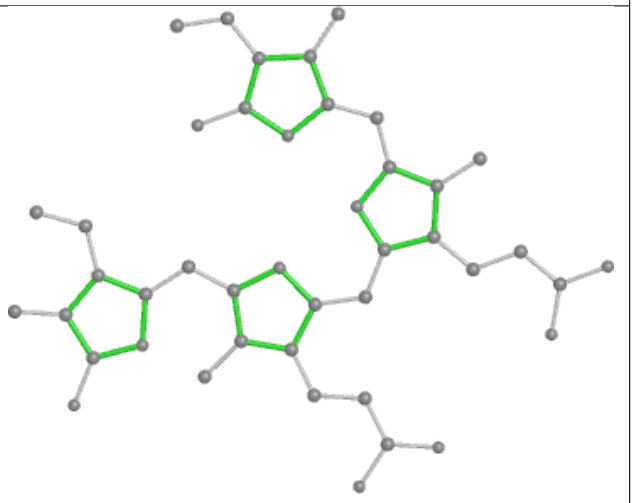

Rings

Ligand PEB Z8 201

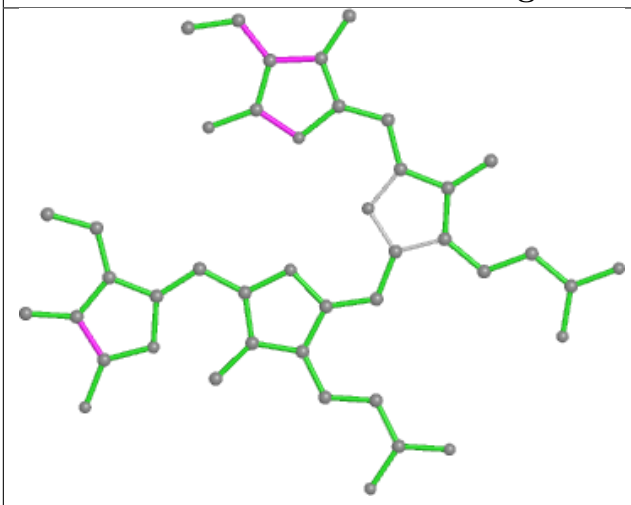

Bond lengths

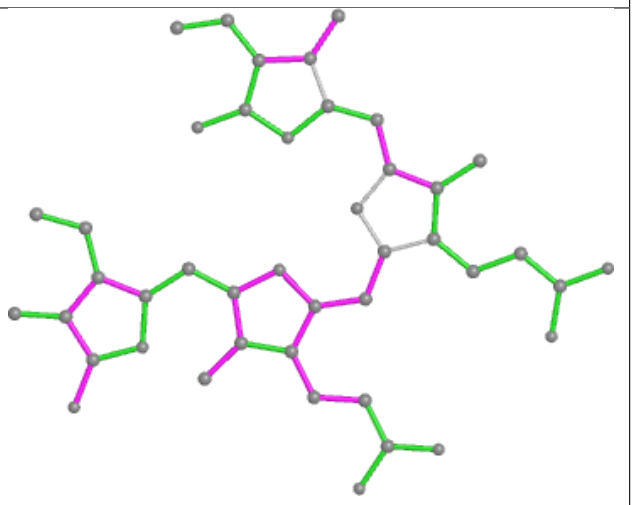

Bond angles

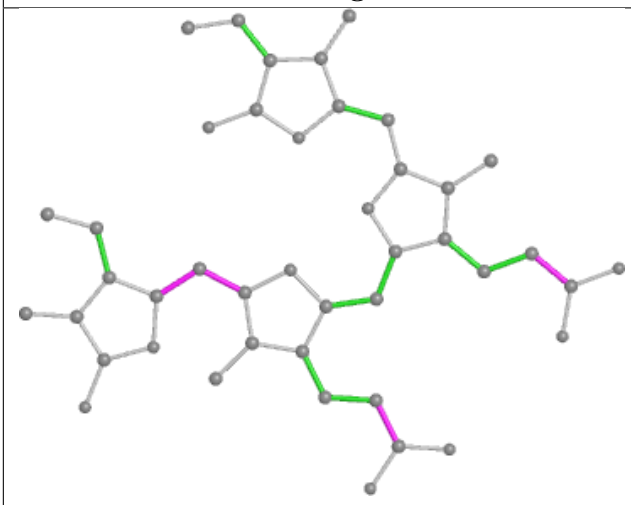

Torsions

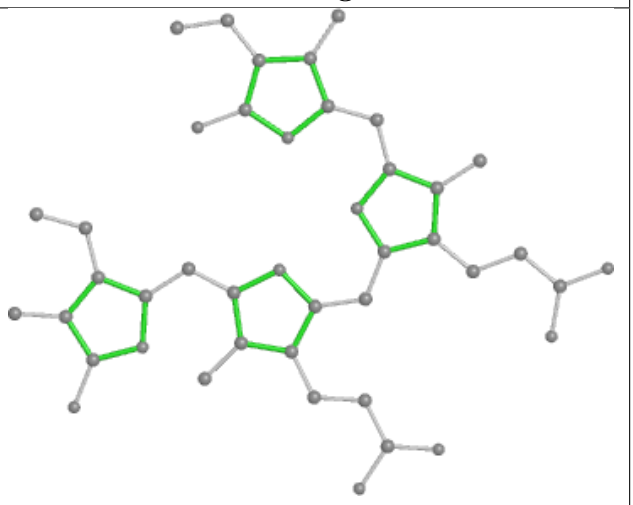

Rings

Ligand PUB cP 203

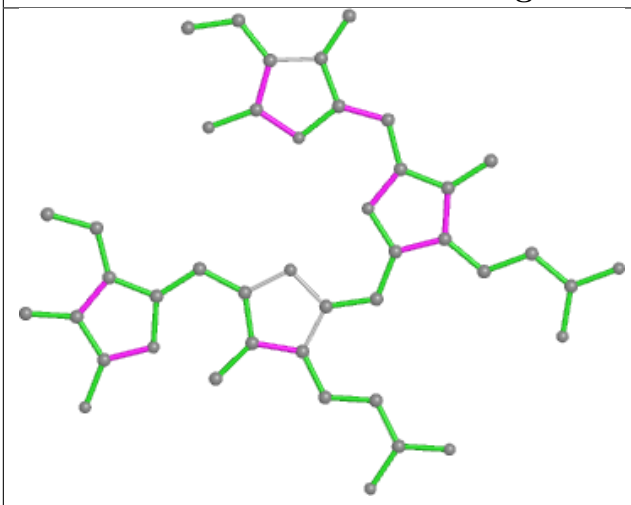

Bond lengths

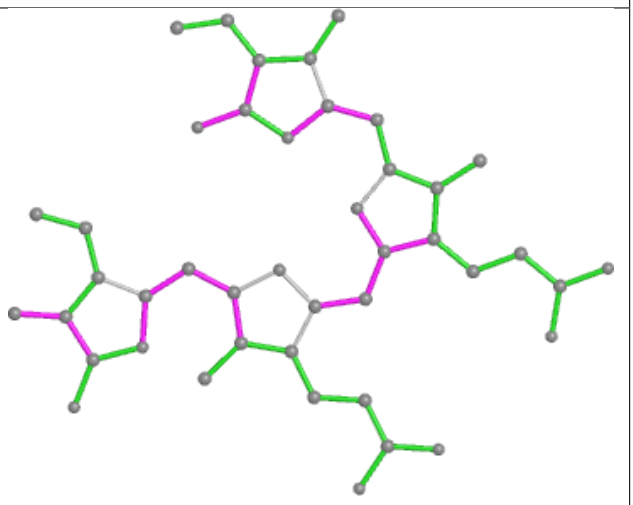

Bond angles

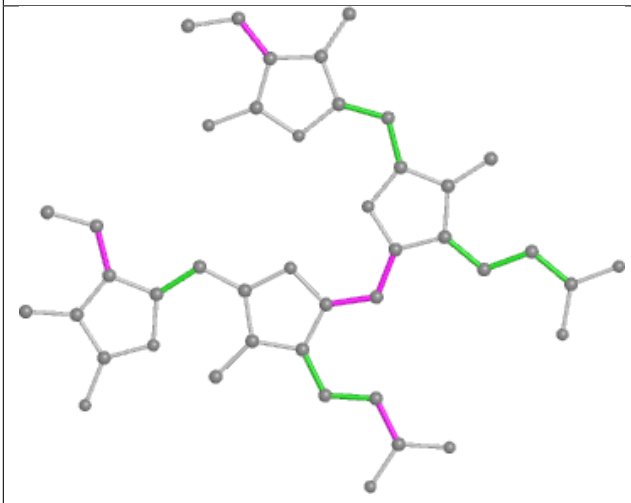

Torsions

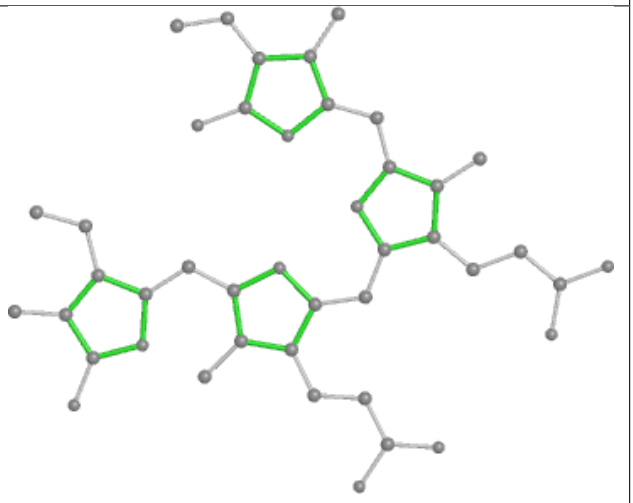

Rings

Ligand CYC P1 201

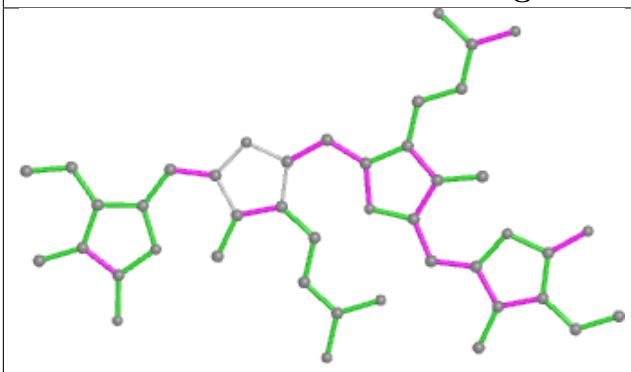

Bond lengths

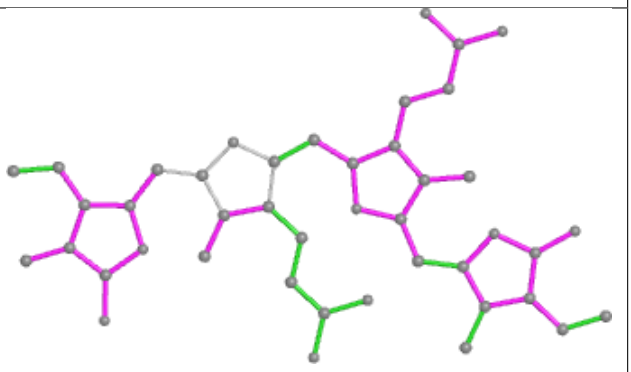

Bond angles

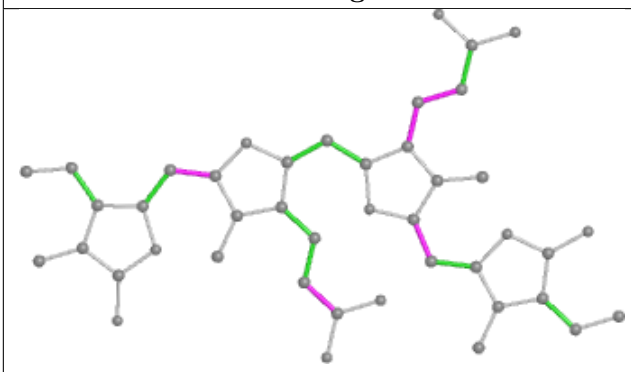

Torsions

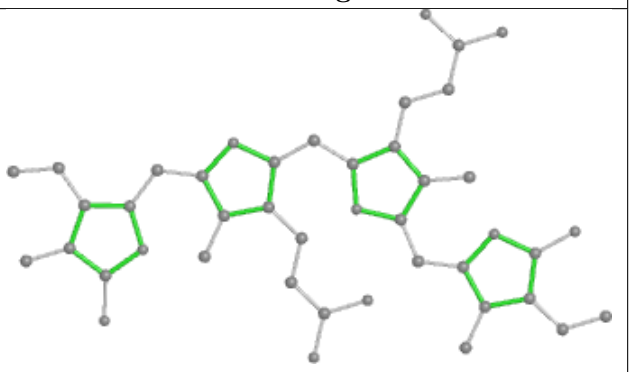

Rings

Ligand PEB dE 201

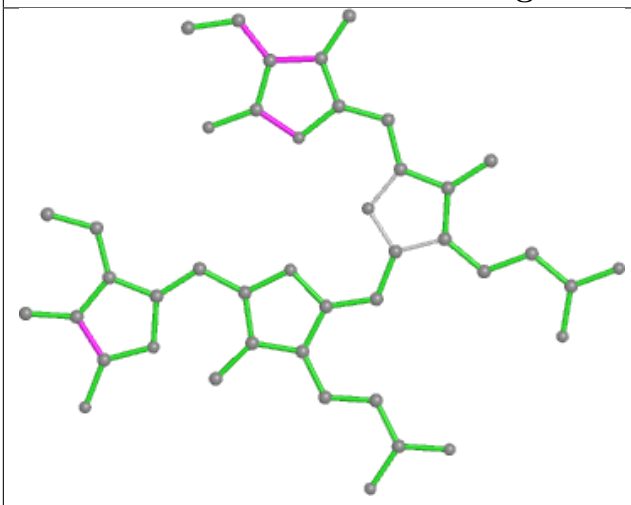

Bond lengths

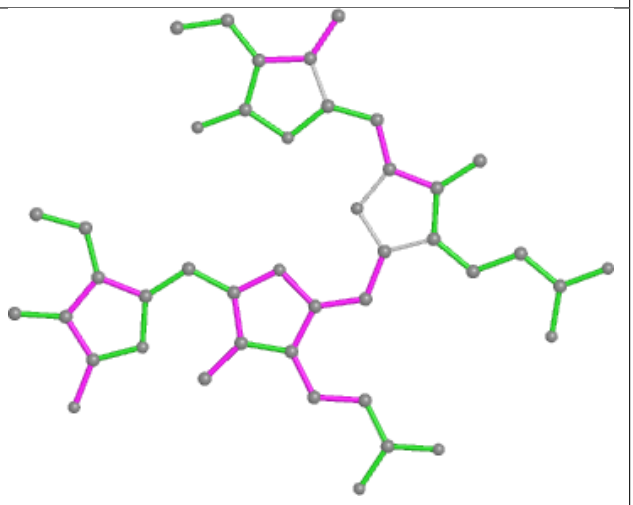

Bond angles

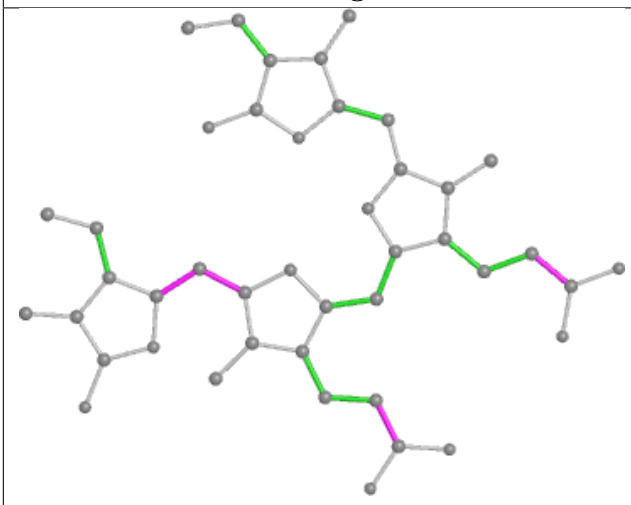

Torsions

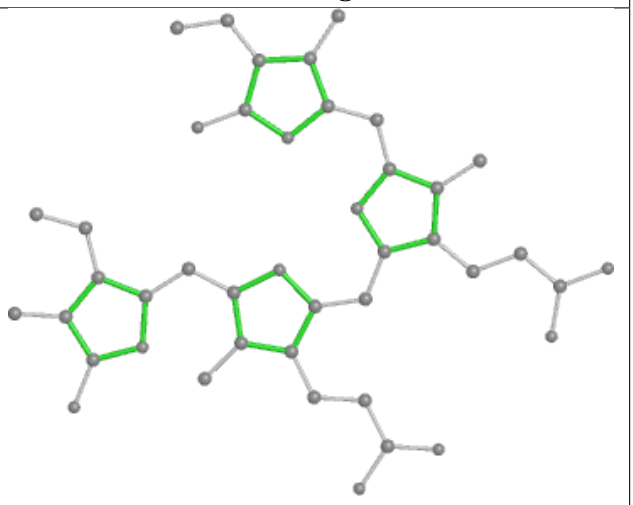

Rings

Ligand PUB r3 203

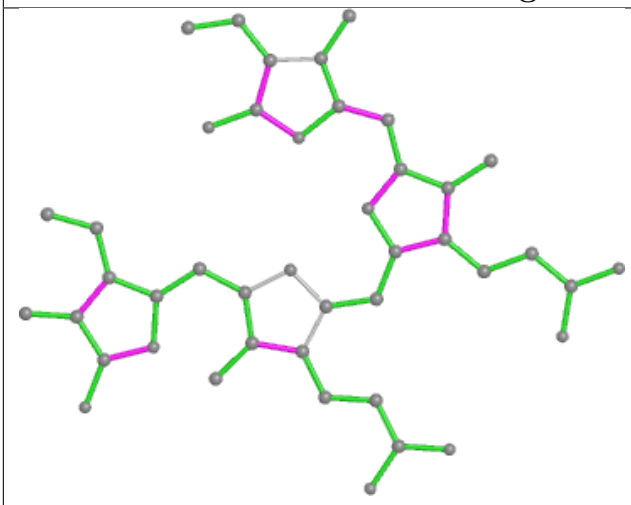

Bond lengths

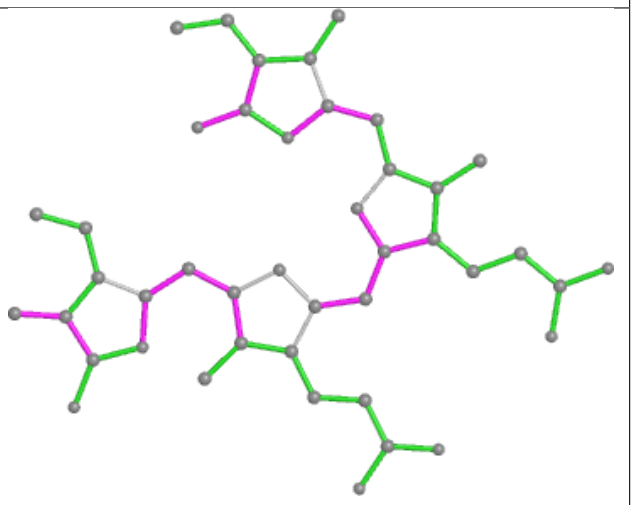

Bond angles

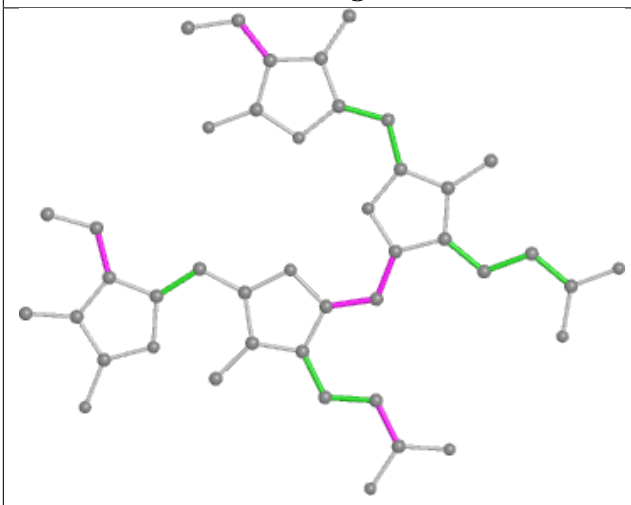

Torsions

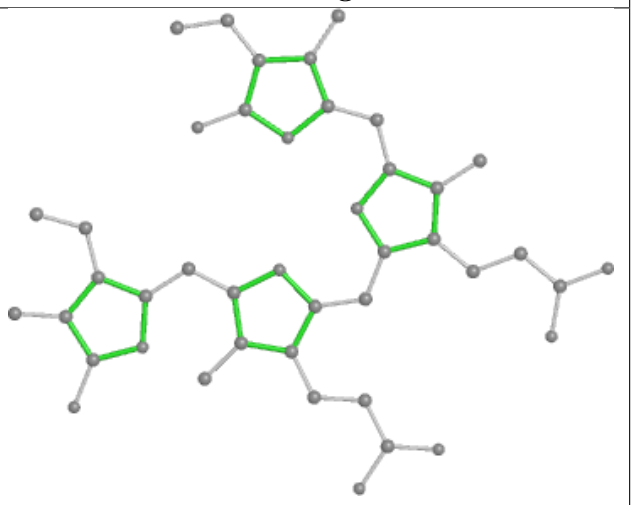

Rings

Ligand PEB O8 201

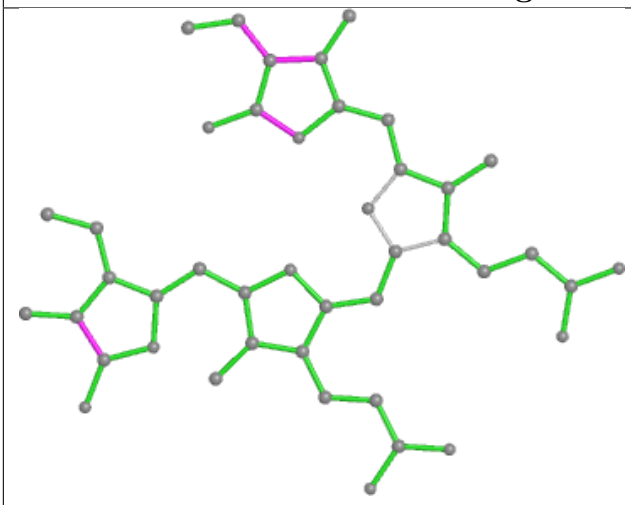

Bond lengths

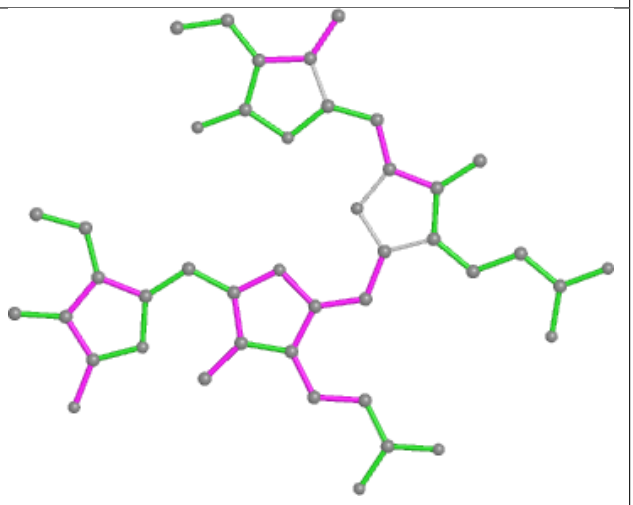

Bond angles

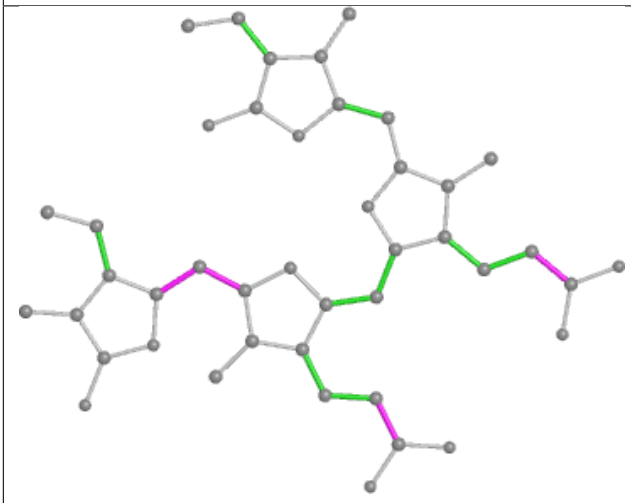

Torsions

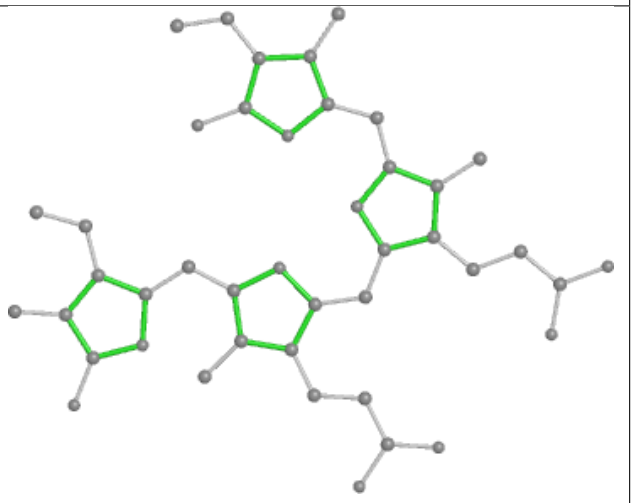

Rings

Ligand PEB q6 202

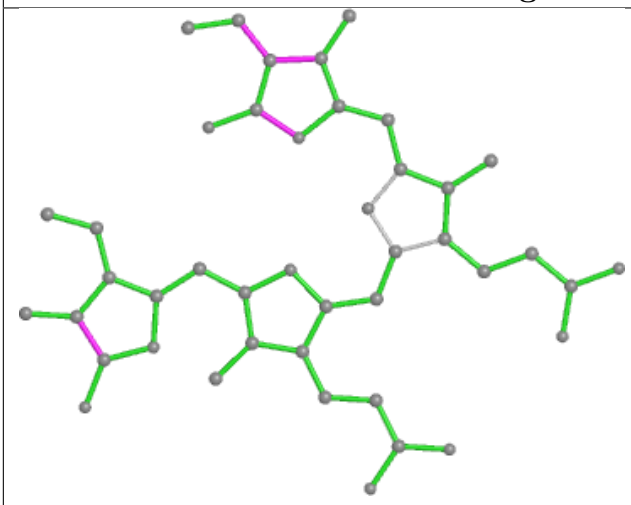

Bond lengths

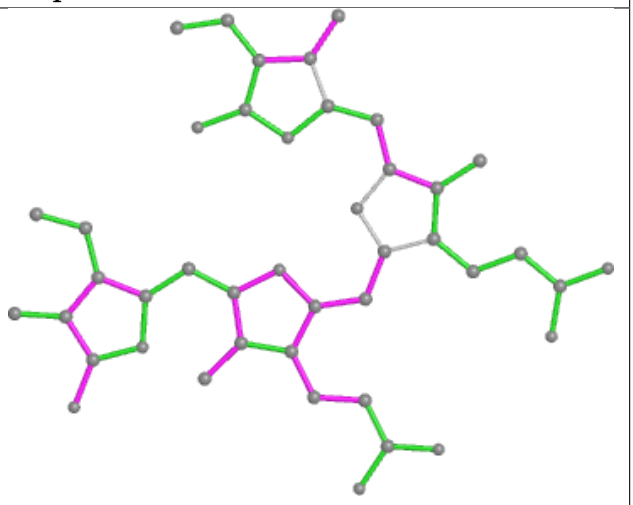

Bond angles

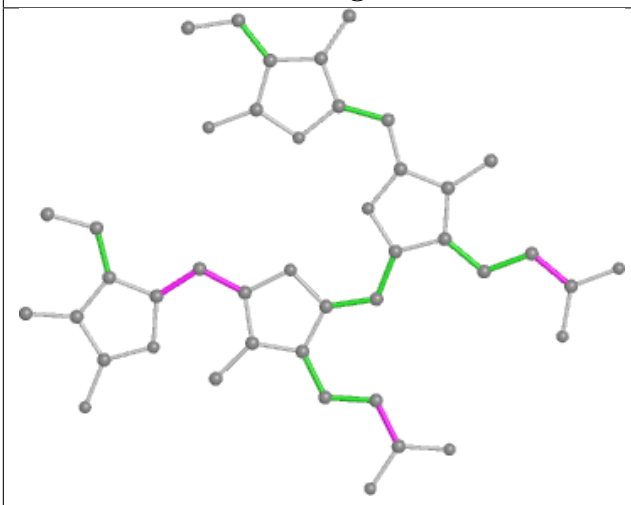

Torsions

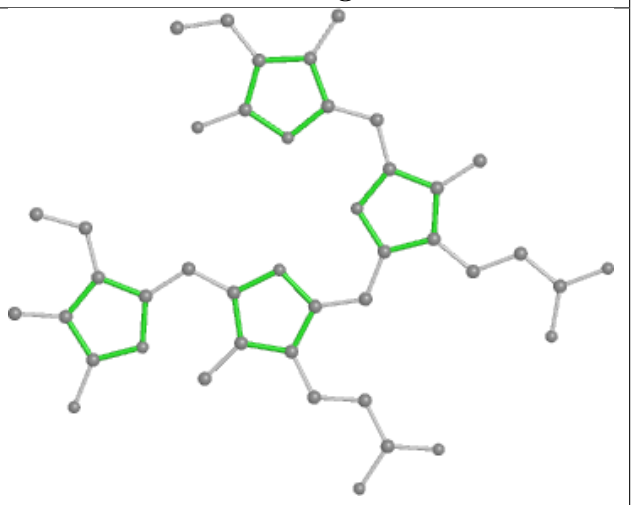

Rings

Ligand PEB le 202

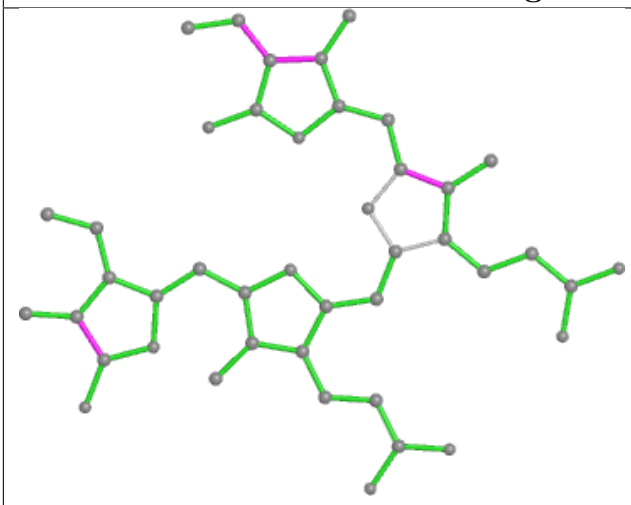

Bond lengths

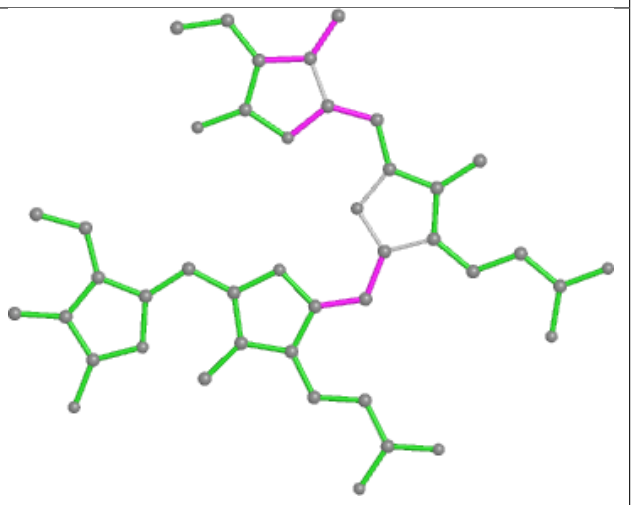

Bond angles

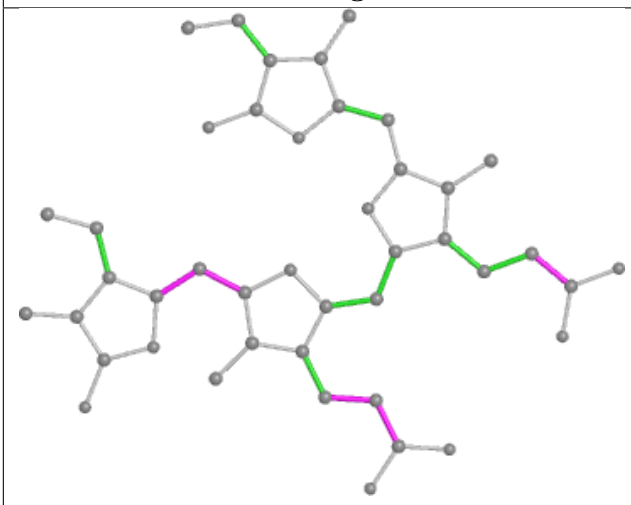

Torsions

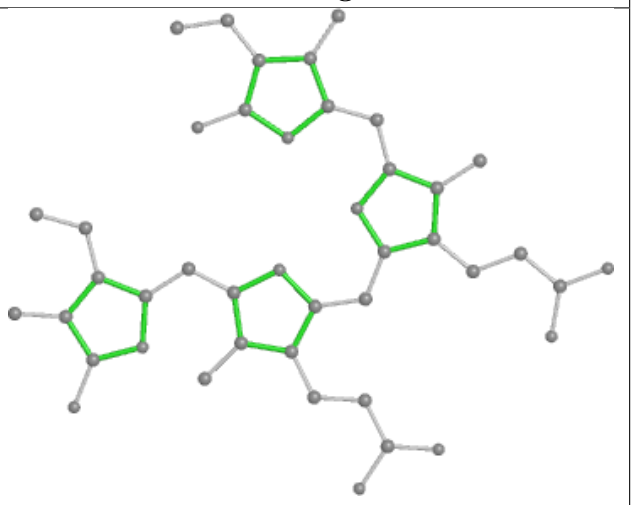

Rings

Ligand PEB ls 201

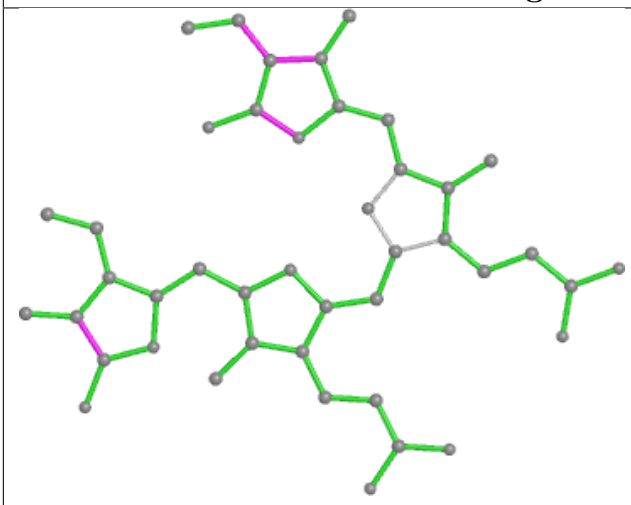

Bond lengths

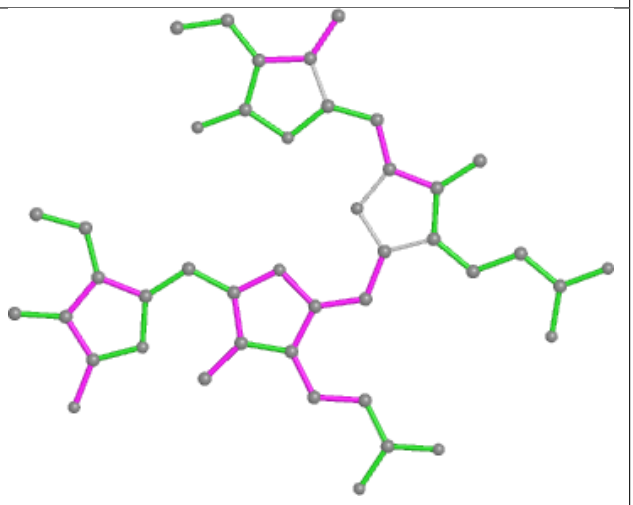

Bond angles

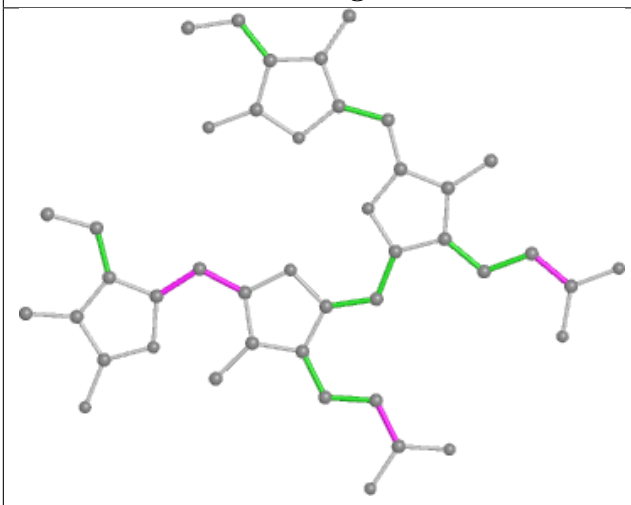

Torsions

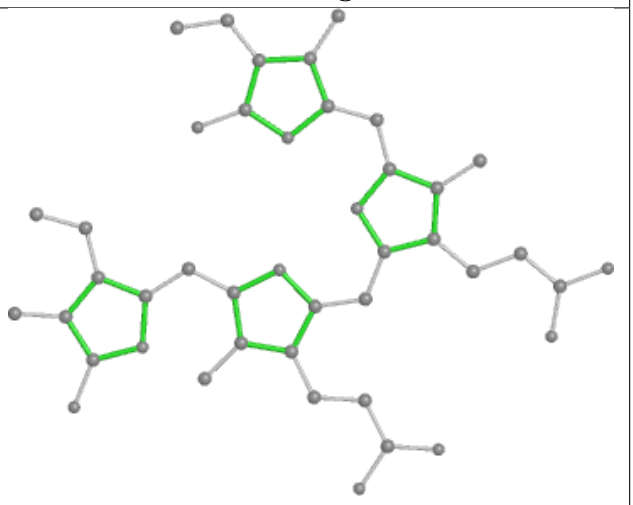

Rings

Ligand PEB V6 202

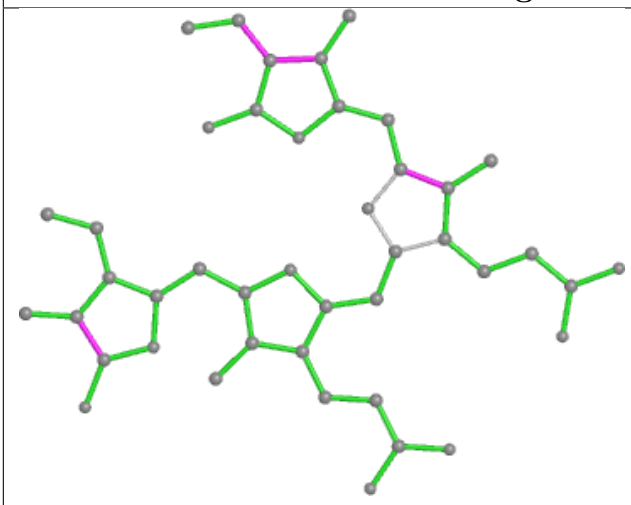

Bond lengths

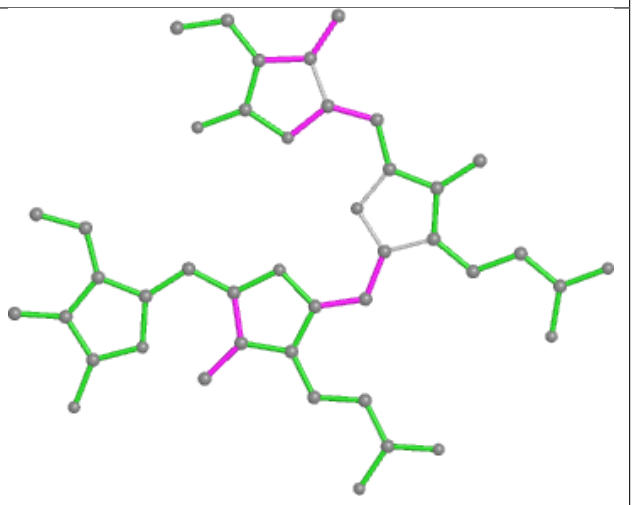

Bond angles

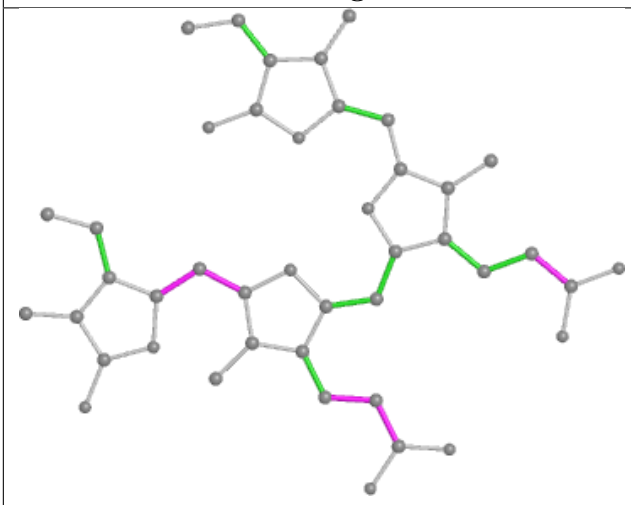

Torsions

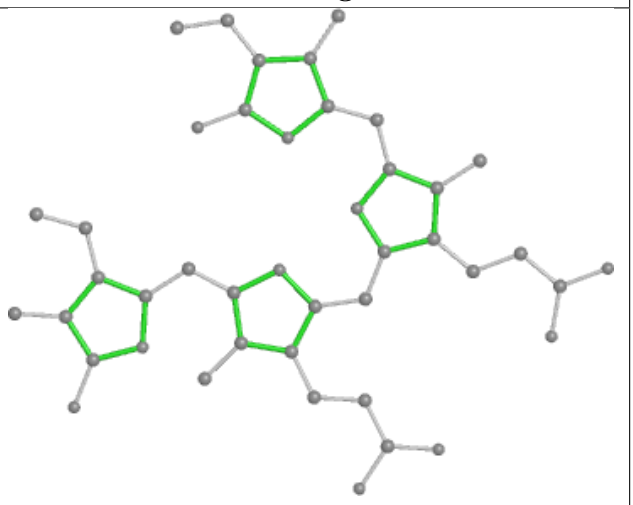

Rings

Ligand PEB Y8 202

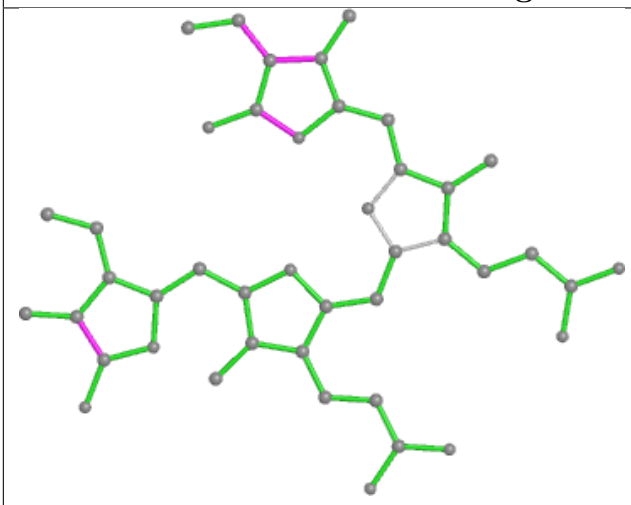

Bond lengths

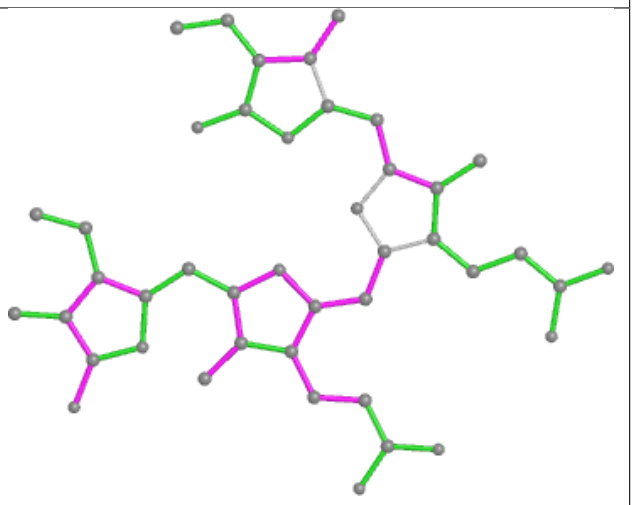

Bond angles

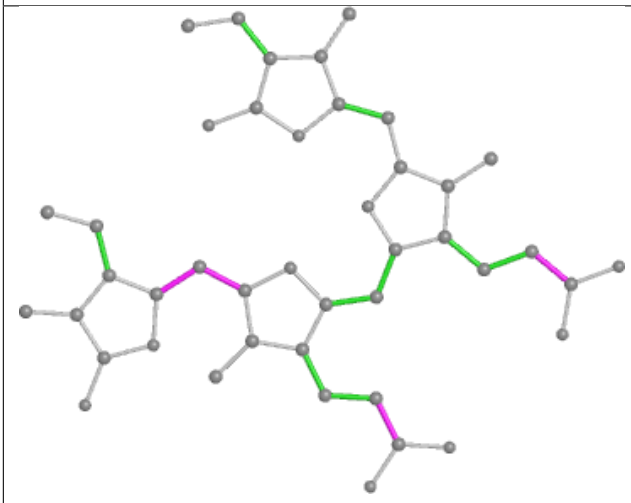

Torsions

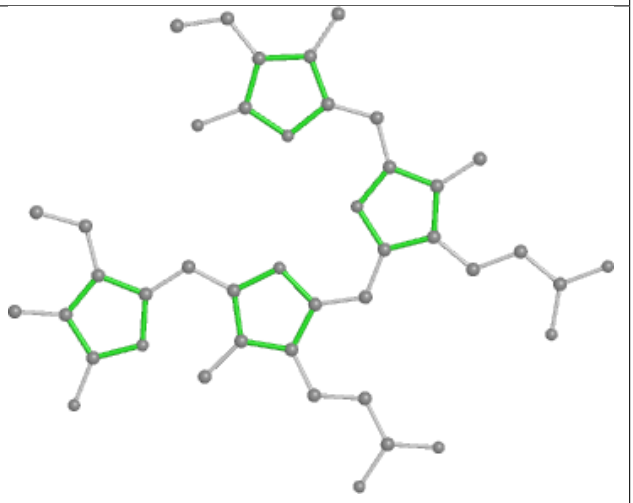

Rings

Ligand PEB X7 201

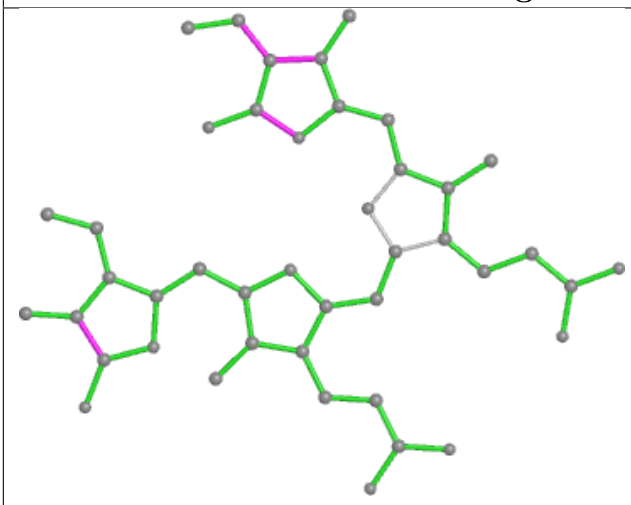

Bond lengths

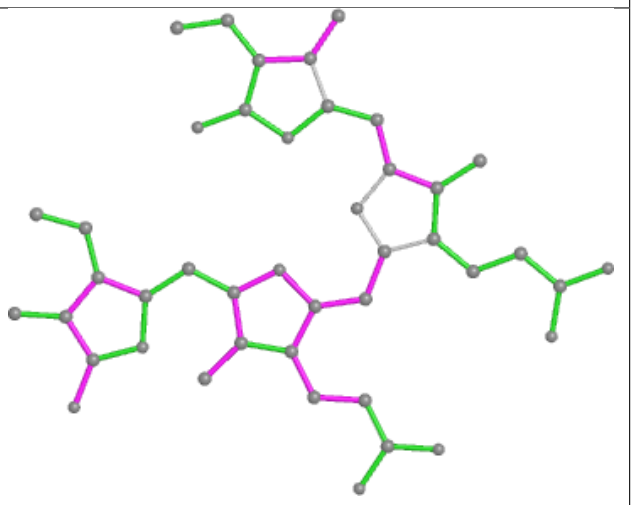

Bond angles

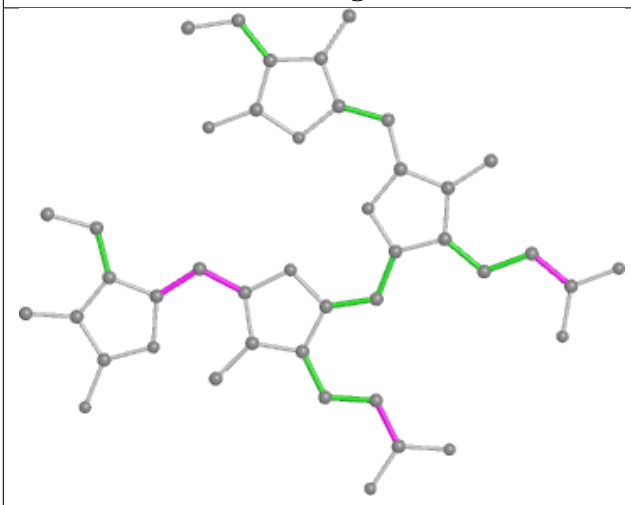

Torsions

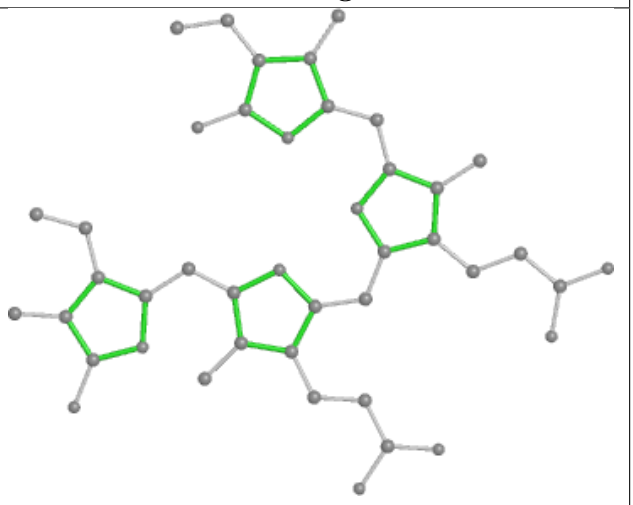

Rings

Ligand PEB lt 202

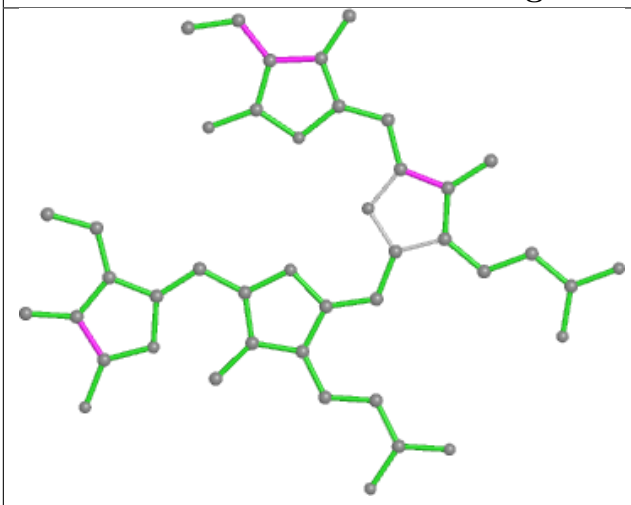

Bond lengths

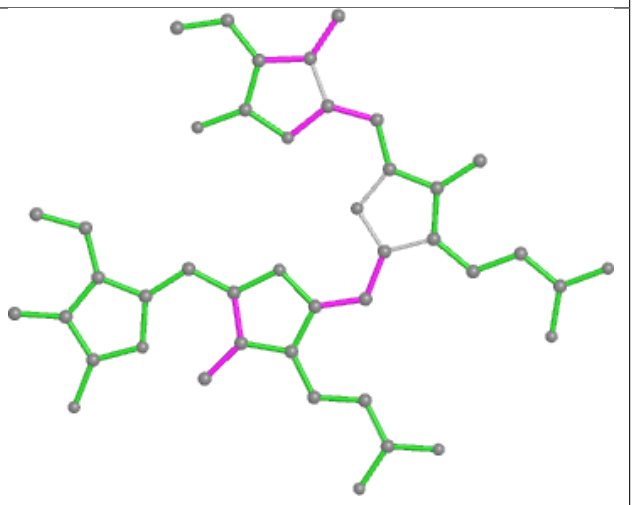

Bond angles

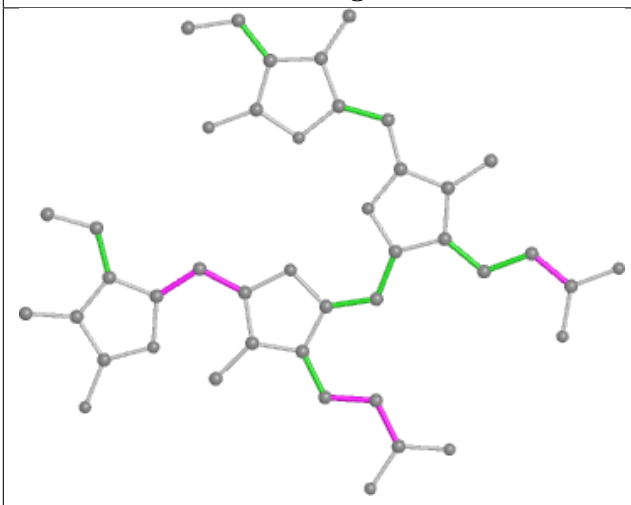

Torsions

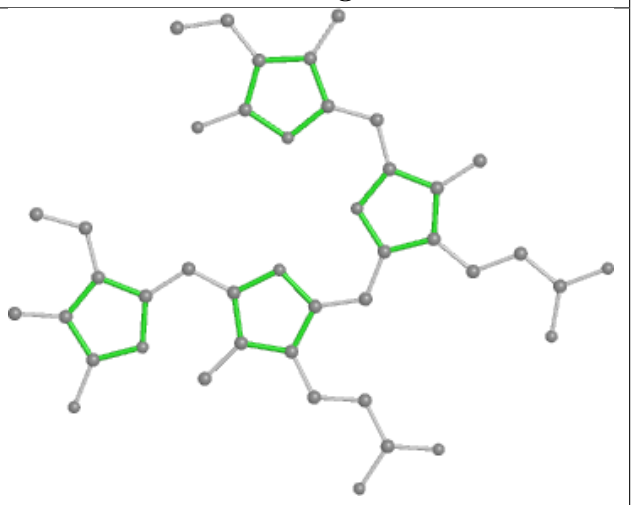

Rings

Ligand PEB cA 202

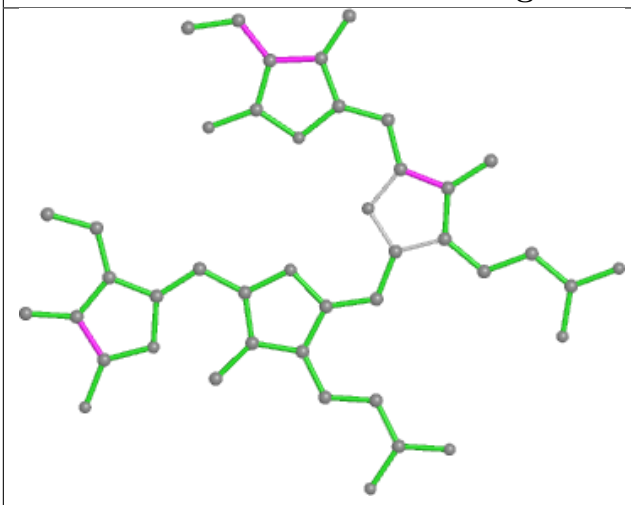

Bond lengths

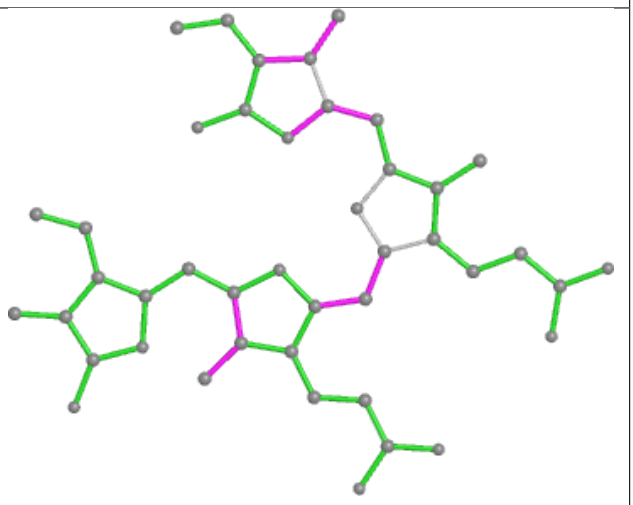

Bond angles

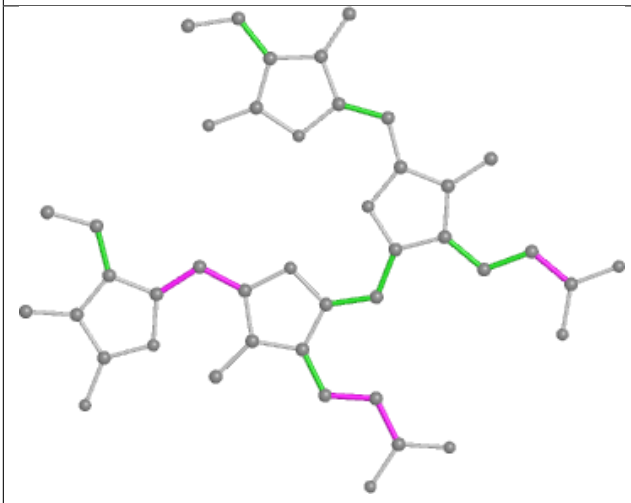

Torsions

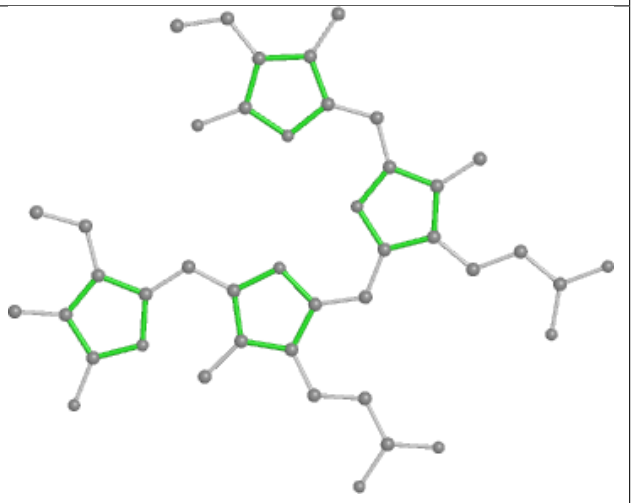

Rings

Ligand PEB G2 202

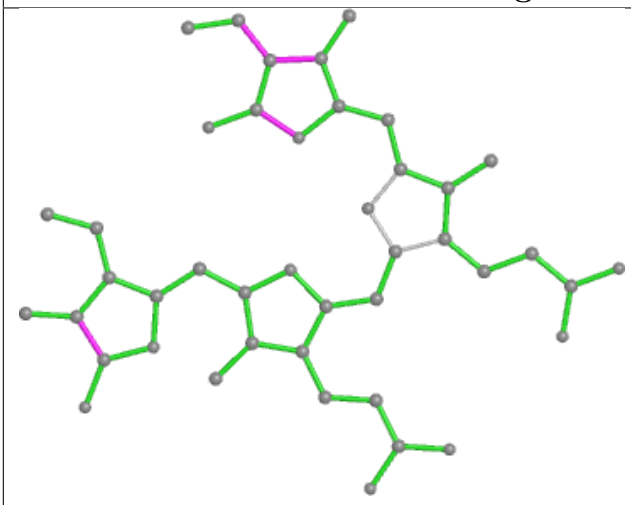

Bond lengths

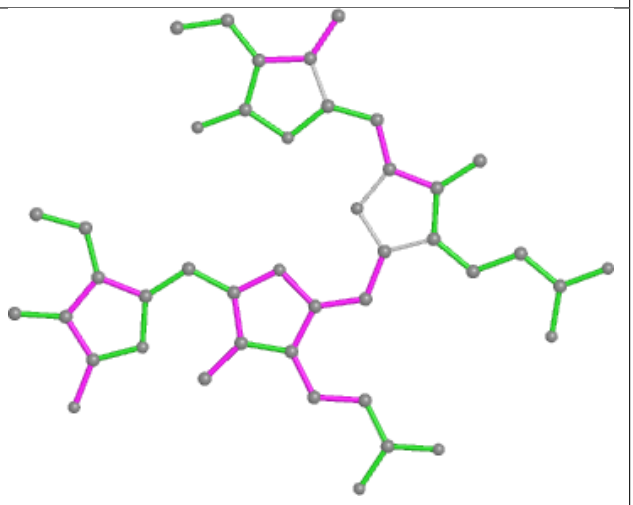

Bond angles

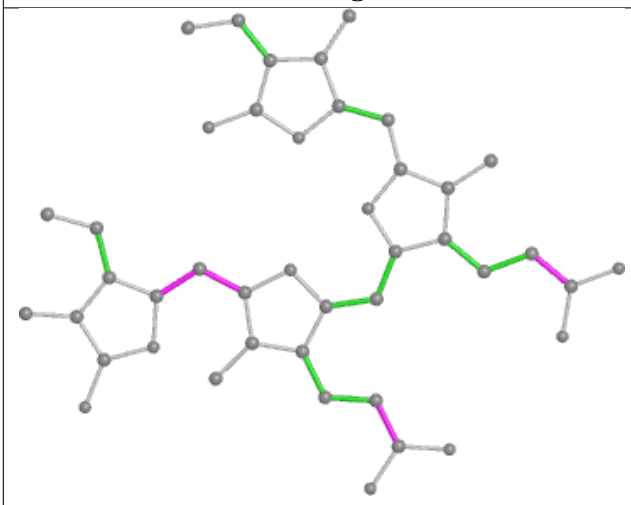

Torsions

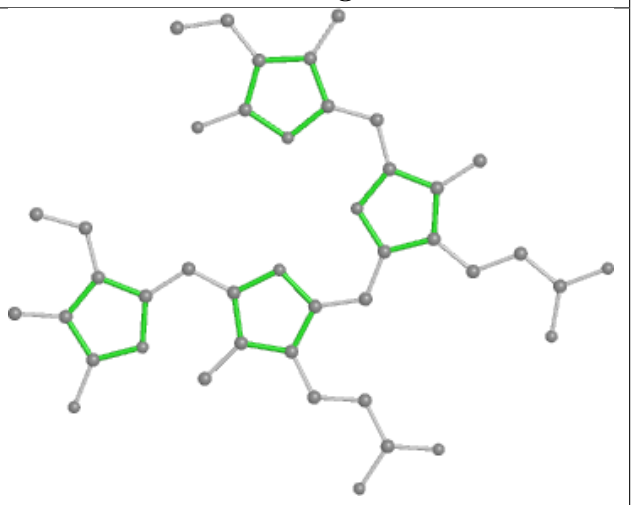

Rings

Ligand PUB bs 1004

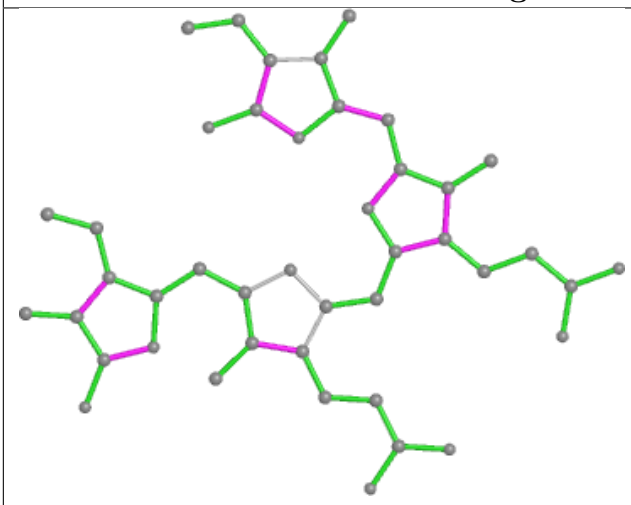

Bond lengths

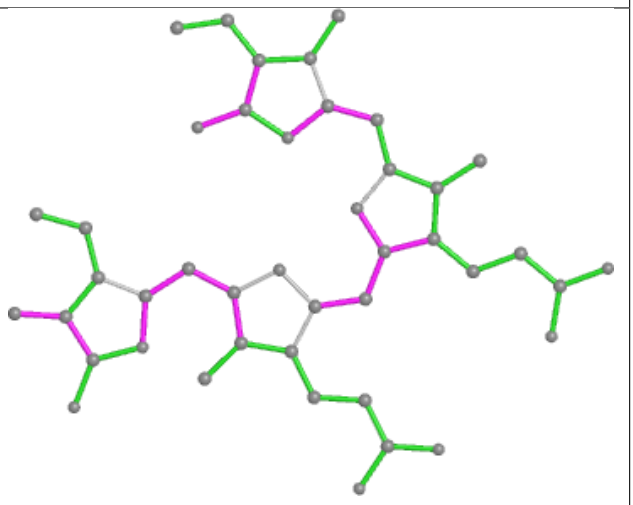

Bond angles

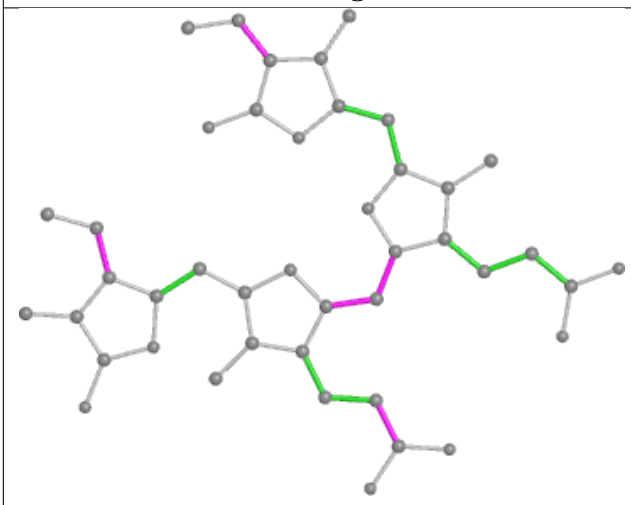

Torsions

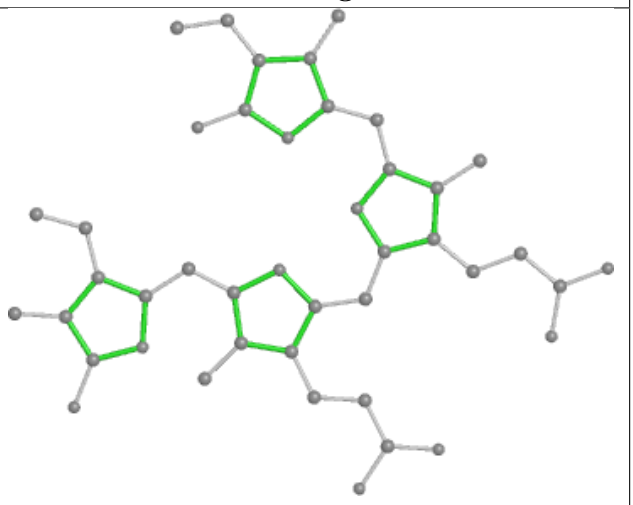

Rings

Ligand PEB aN 201

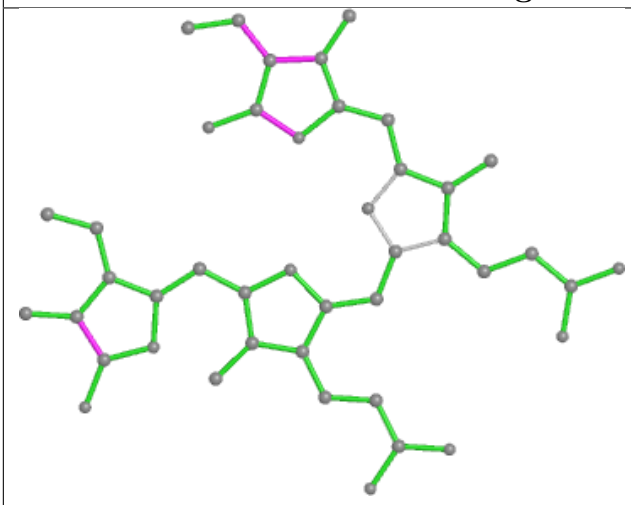

Bond lengths

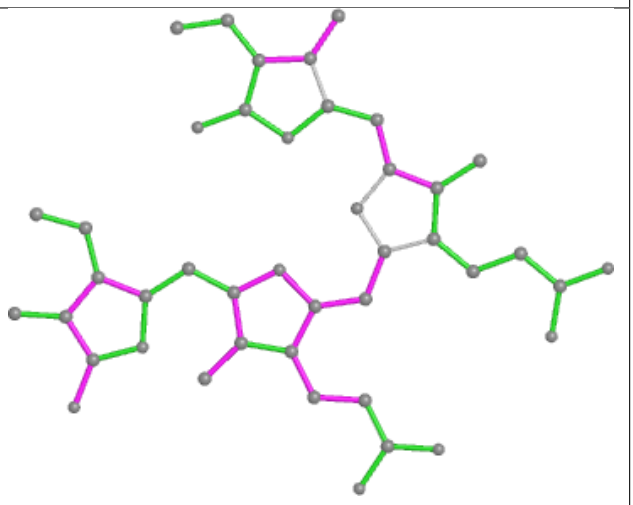

Bond angles

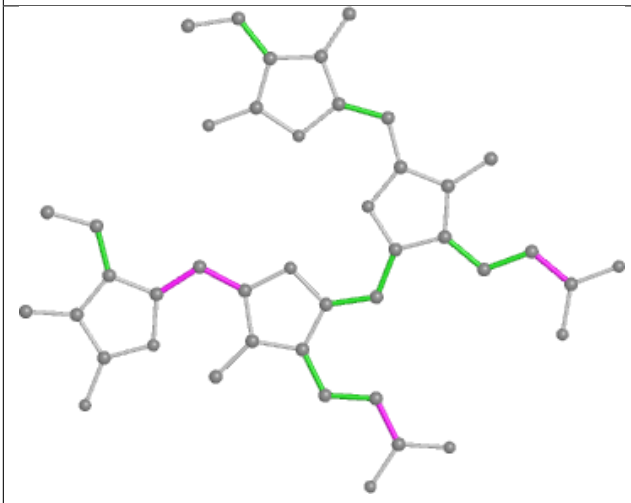

Torsions

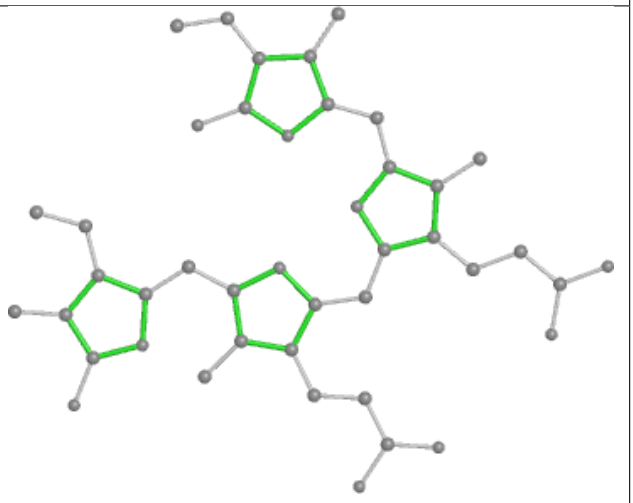

Rings

Ligand PEB E5 201

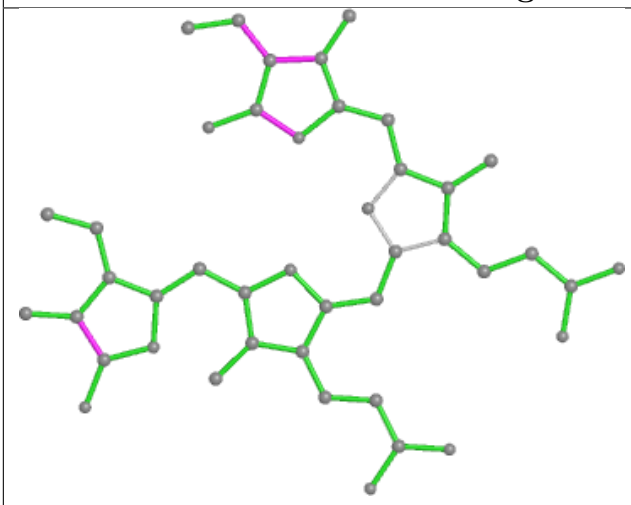

Bond lengths

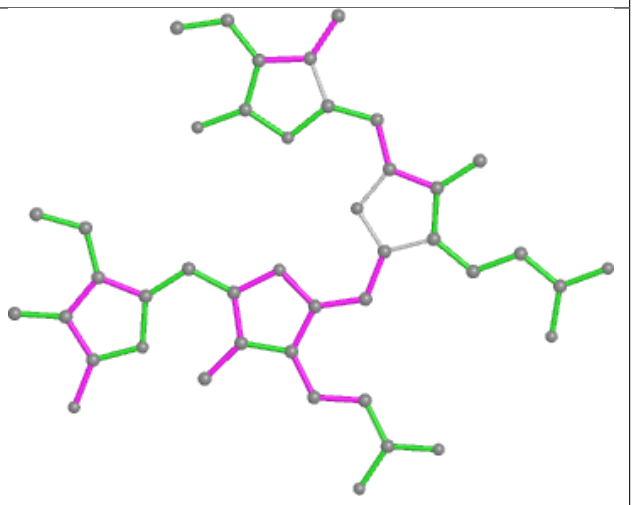

Bond angles

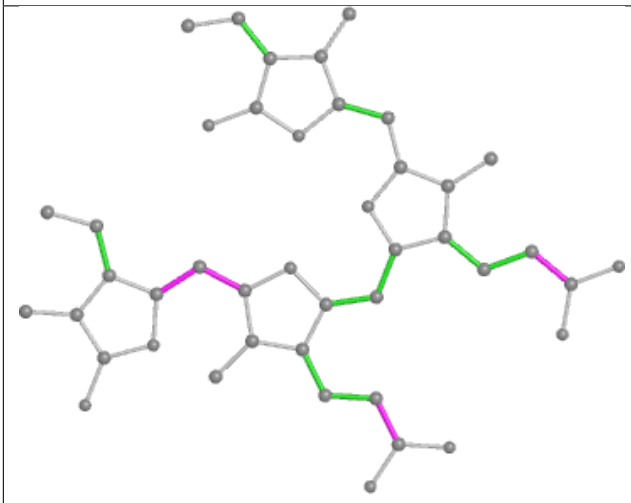

Torsions

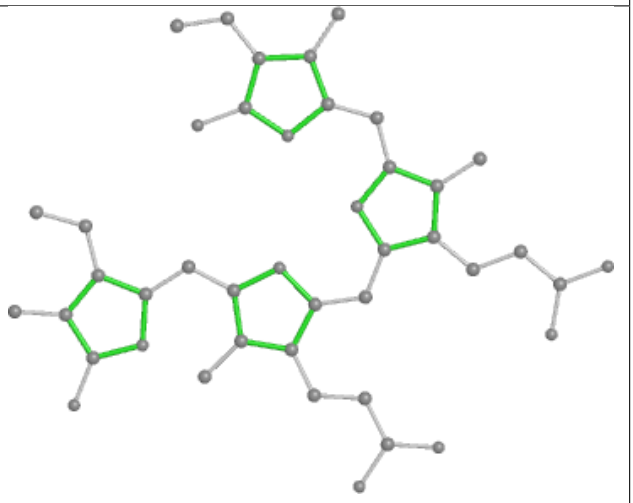

Rings

Ligand PEB M2 202

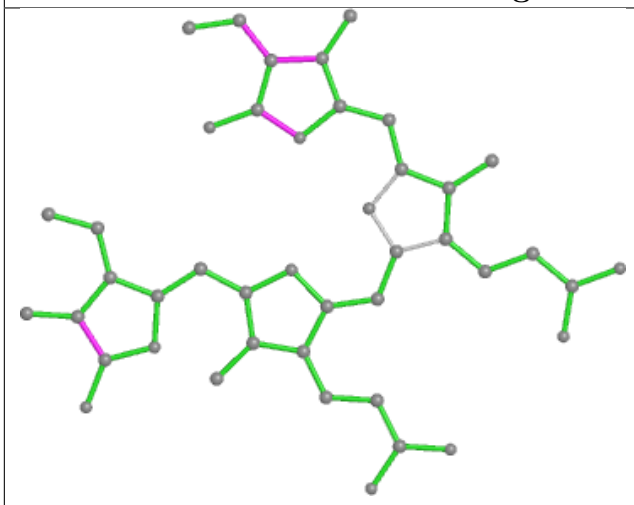

Bond lengths

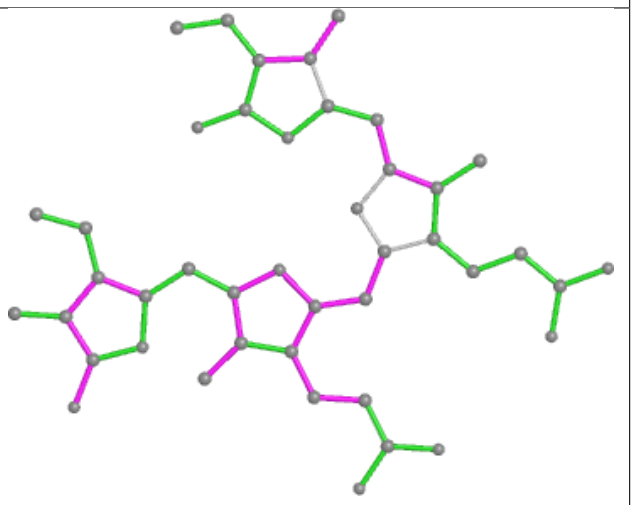

Bond angles

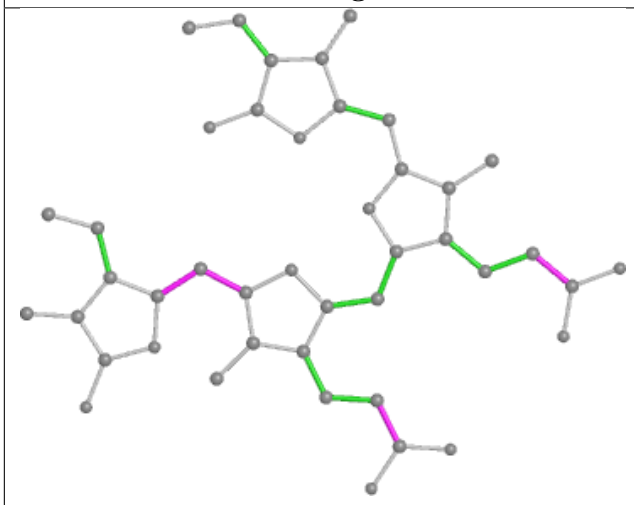

Torsions

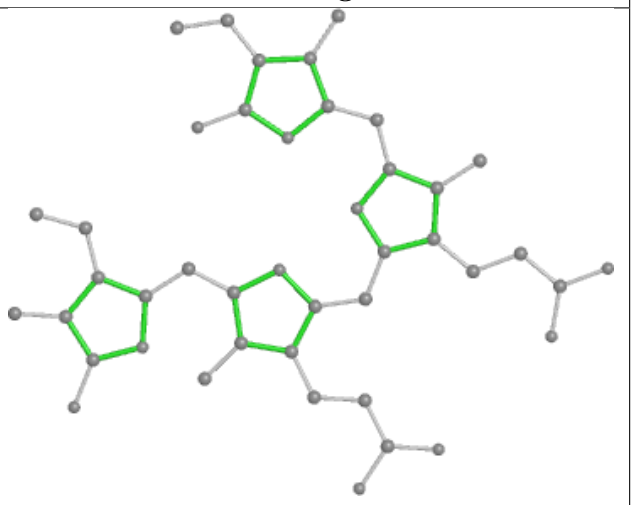

Rings

Ligand PEB N3 201

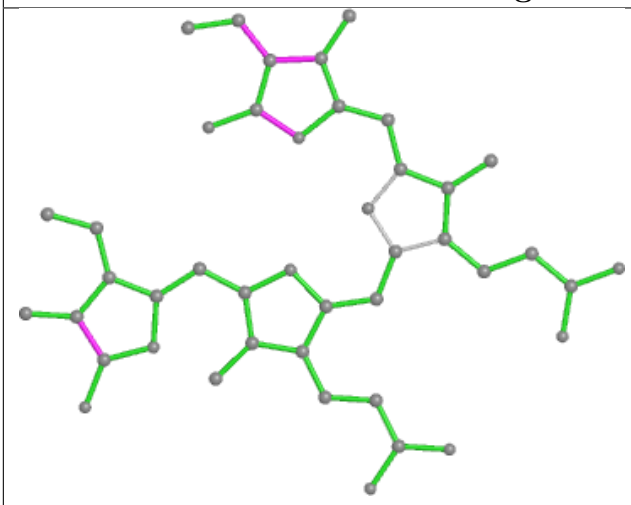

Bond lengths

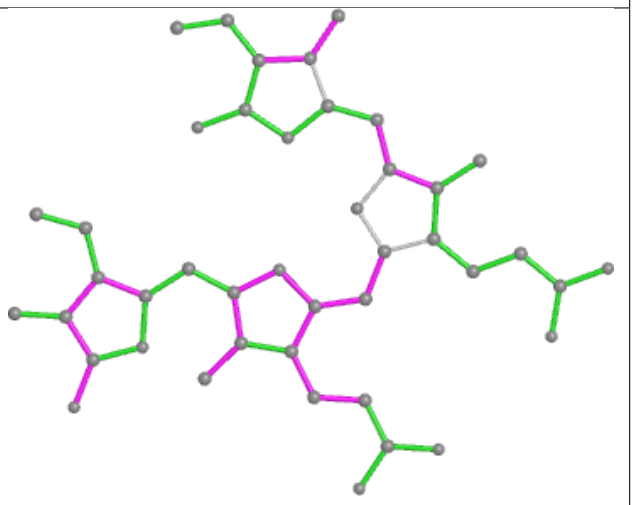

Bond angles

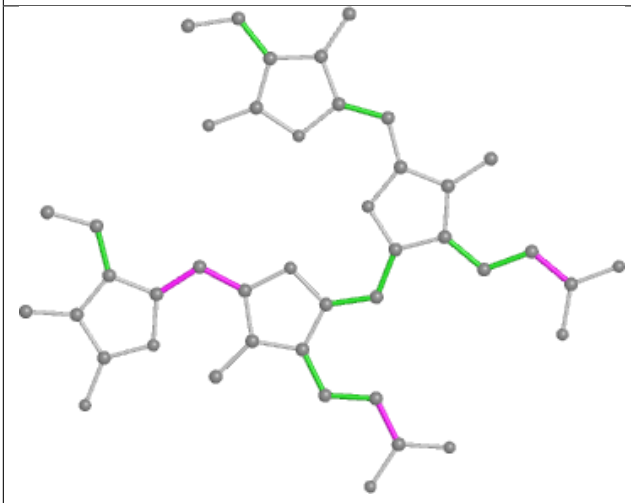

Torsions

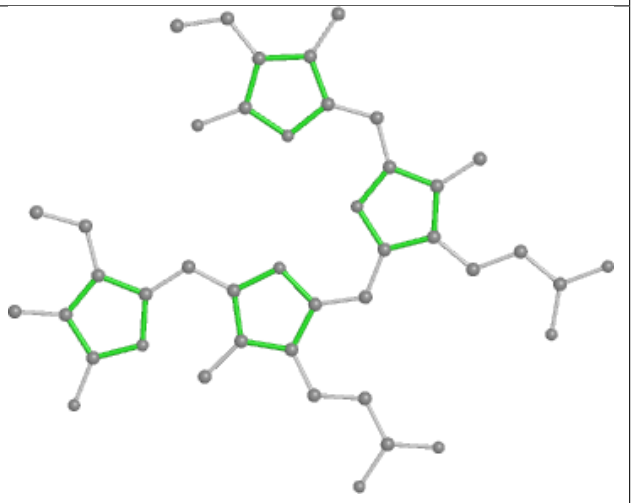

Rings

Ligand PUB P7 203

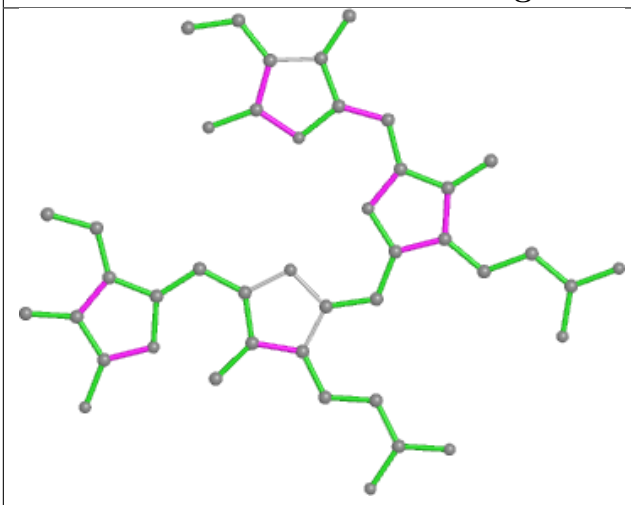

Bond lengths

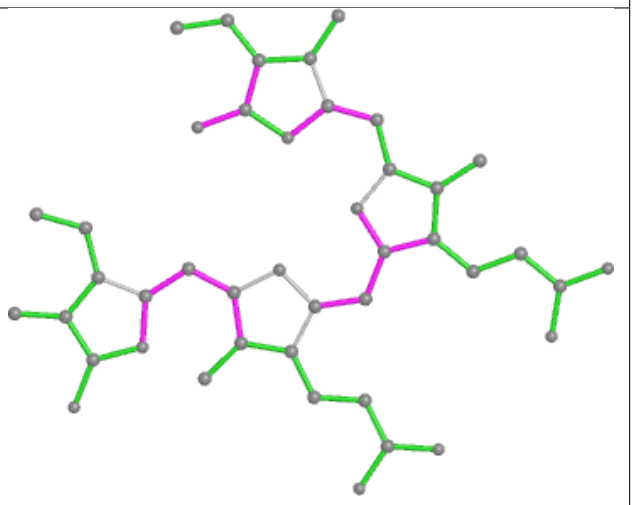

Bond angles

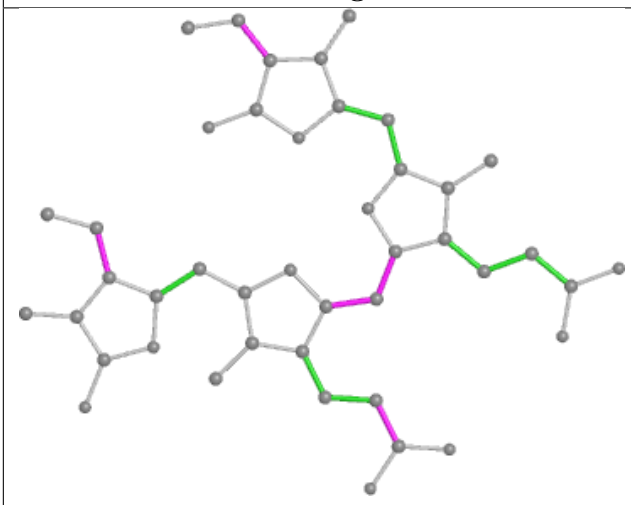

Torsions

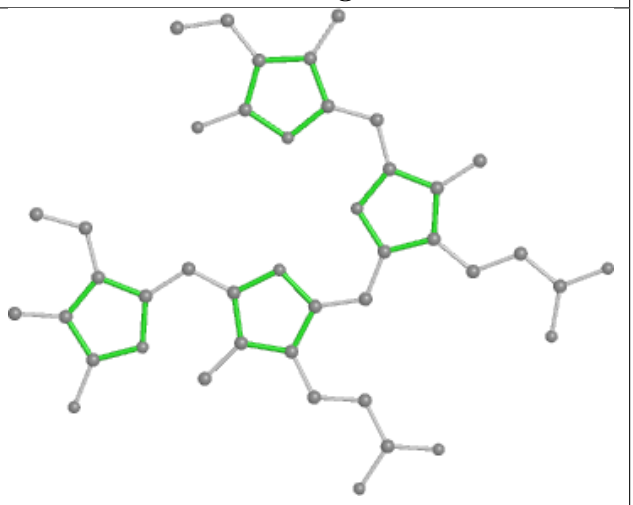

Rings

Ligand PUB L7 202

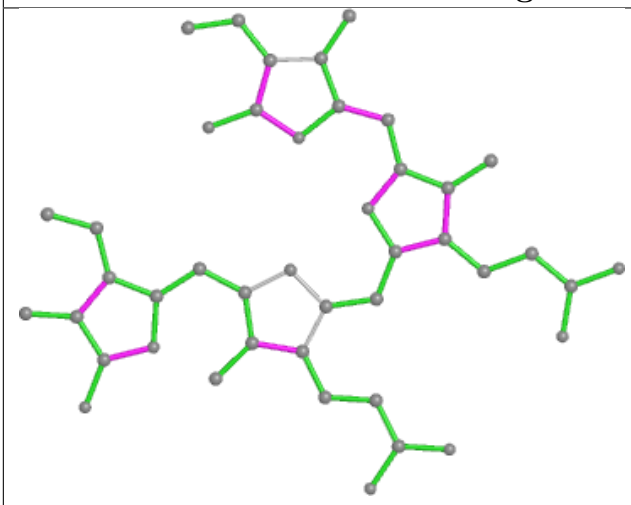

Bond lengths

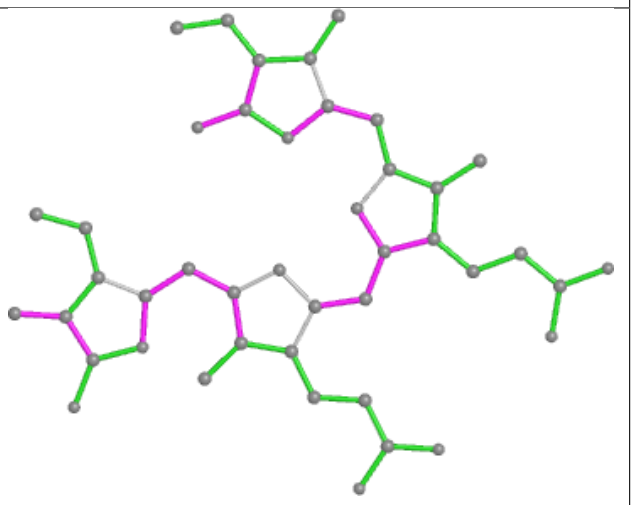

Bond angles

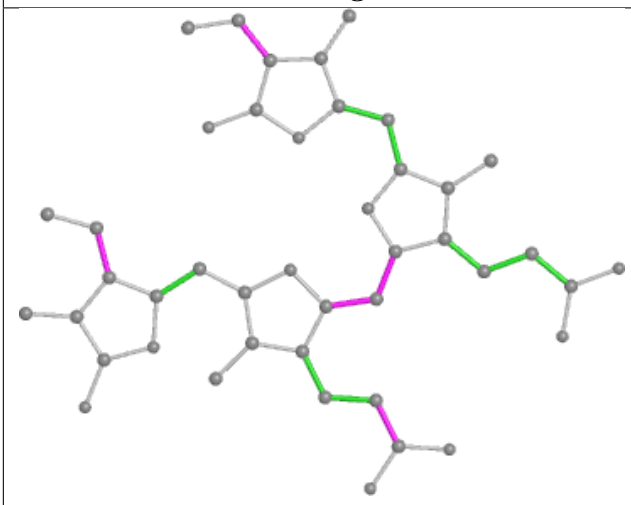

Torsions

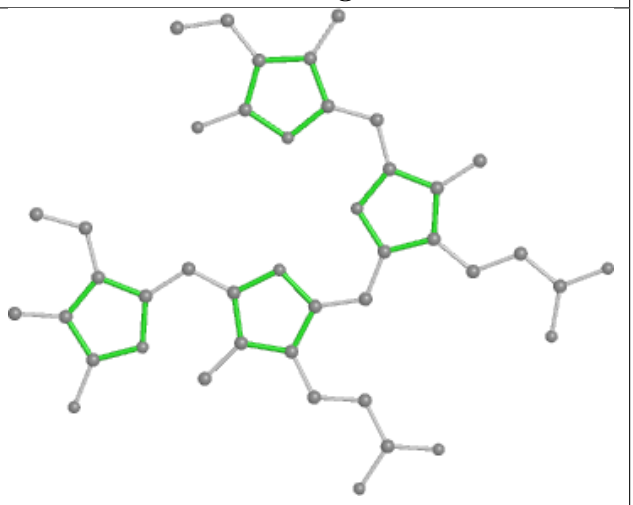

Rings

Ligand PEB Z9 1007

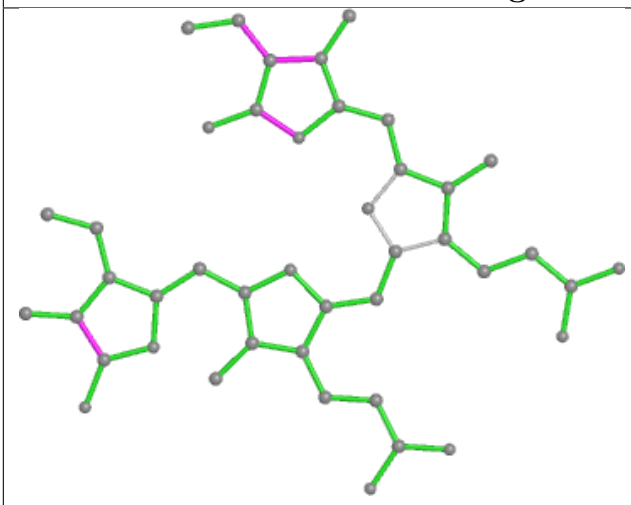

Bond lengths

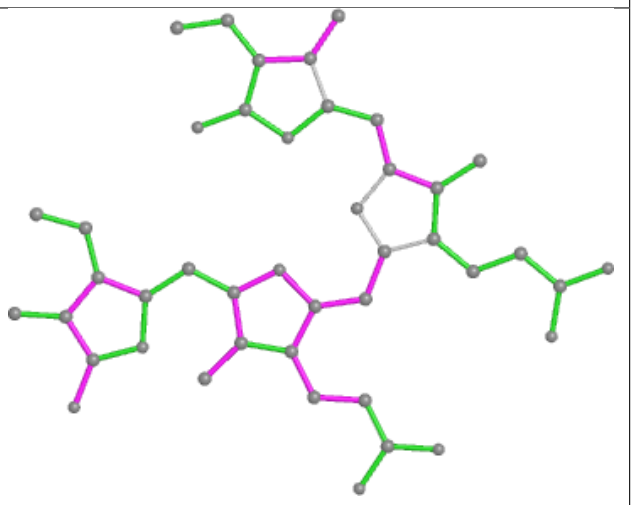

Bond angles

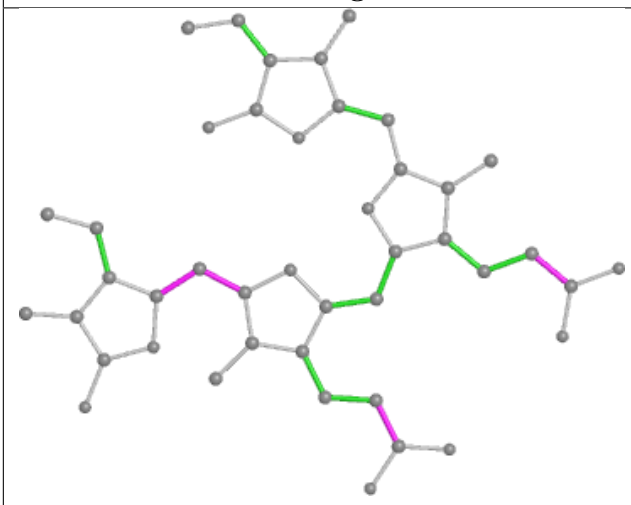

Torsions

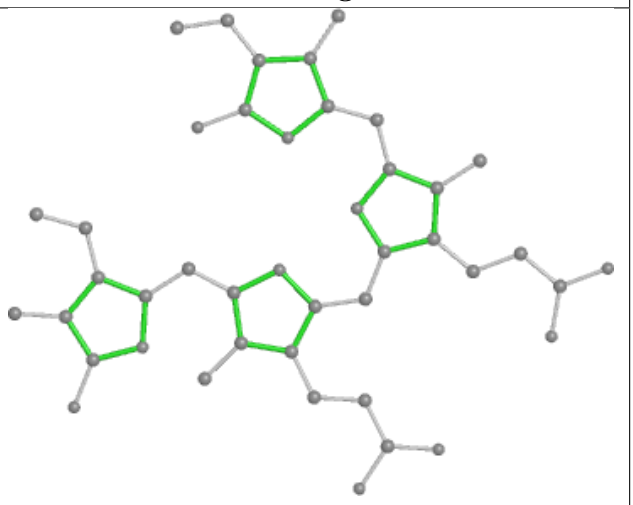

Rings

Ligand PEB H6 201

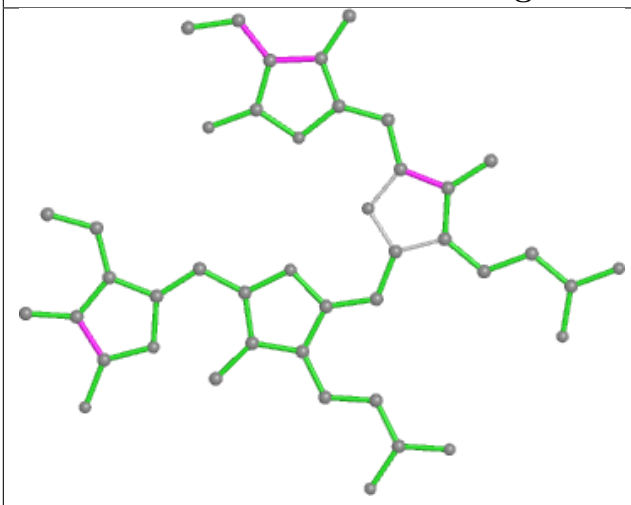

Bond lengths

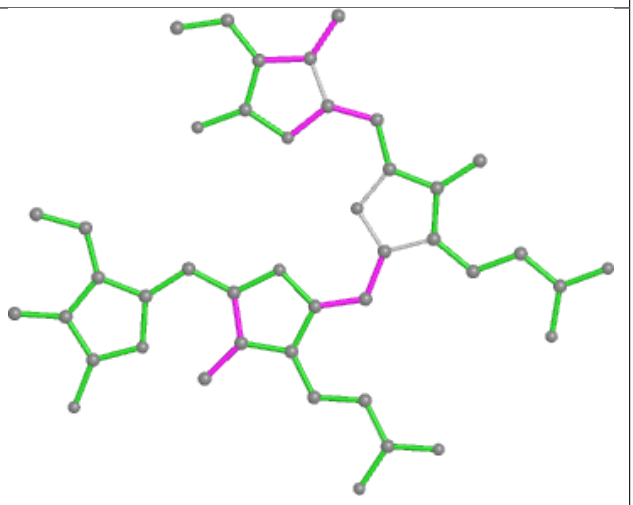

Bond angles

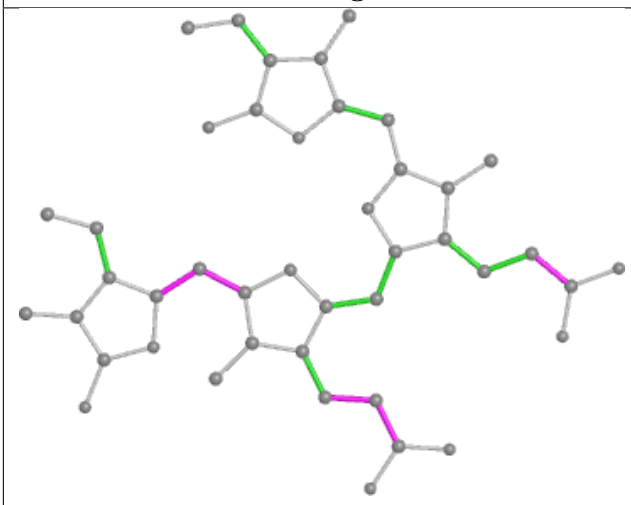

Torsions

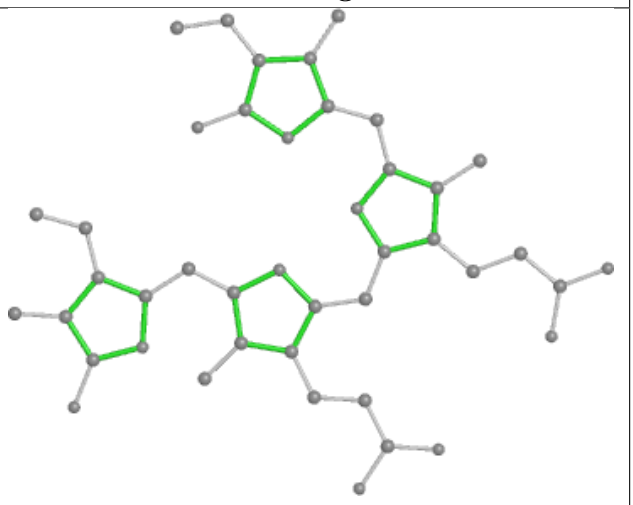

Rings

Ligand PEB jN 1001

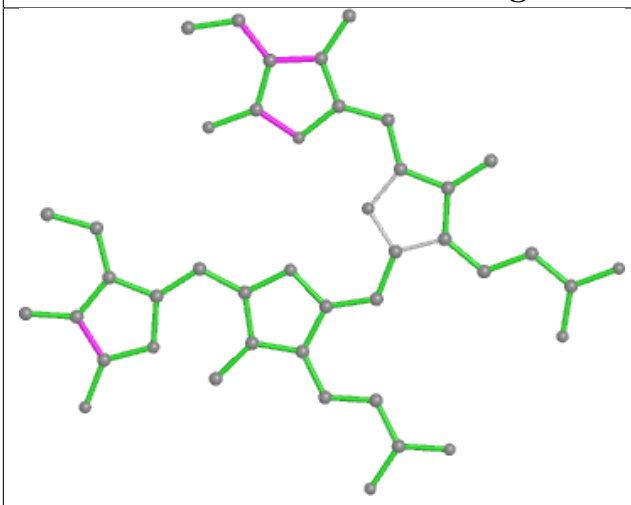

Bond lengths

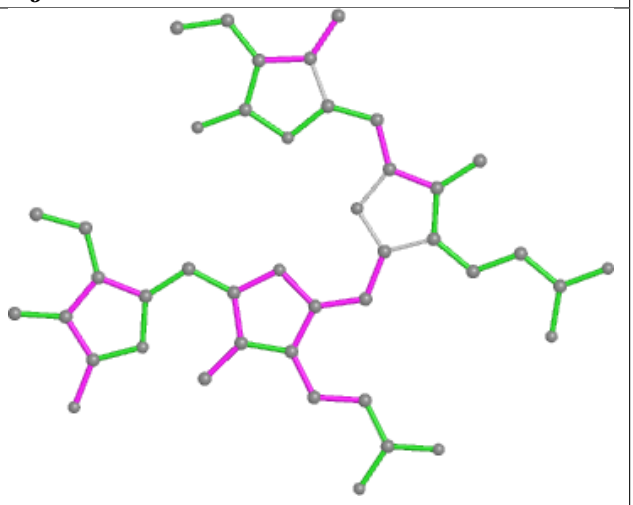

Bond angles

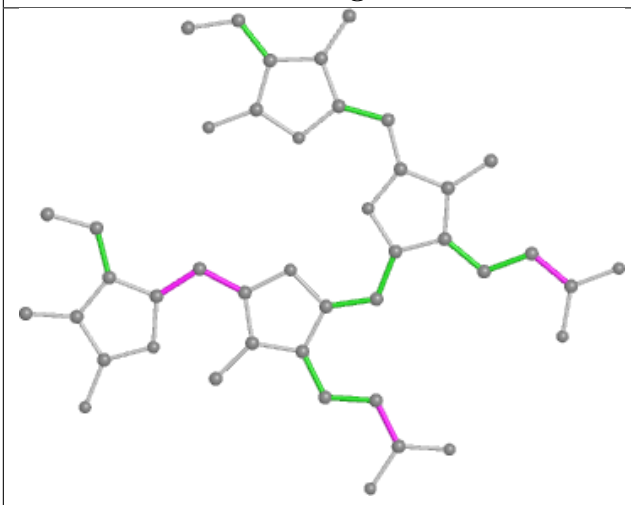

Torsions

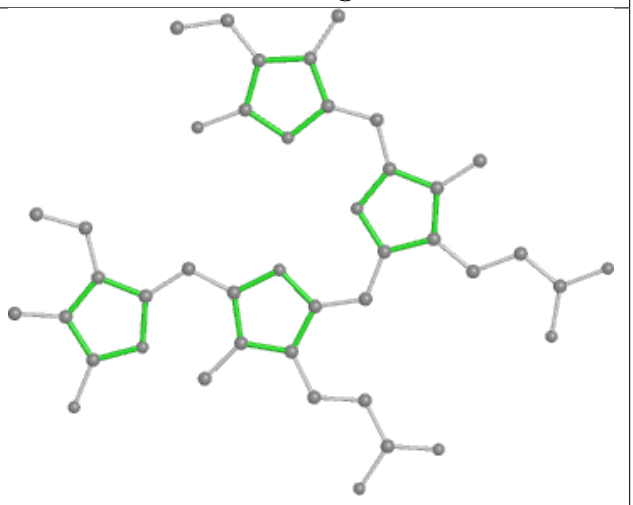

Rings

Ligand PUB P6 203

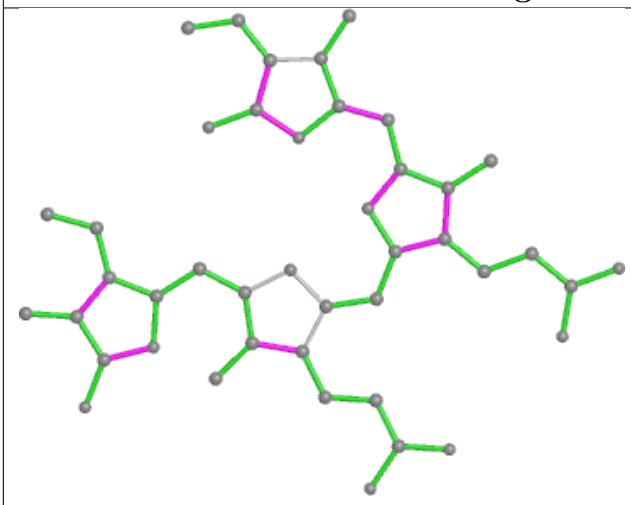

Bond lengths

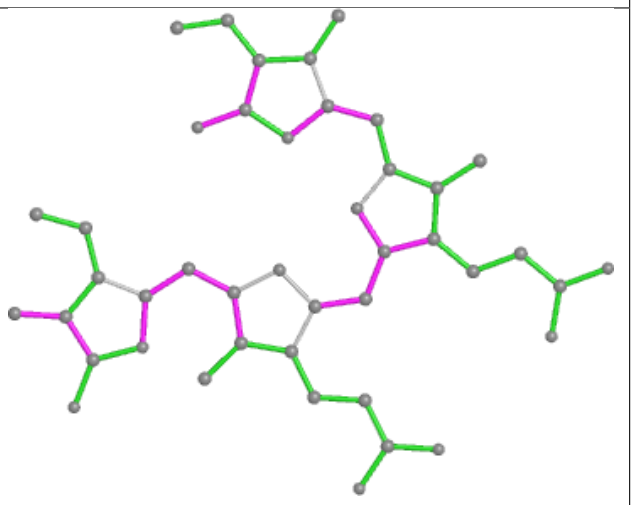

Bond angles

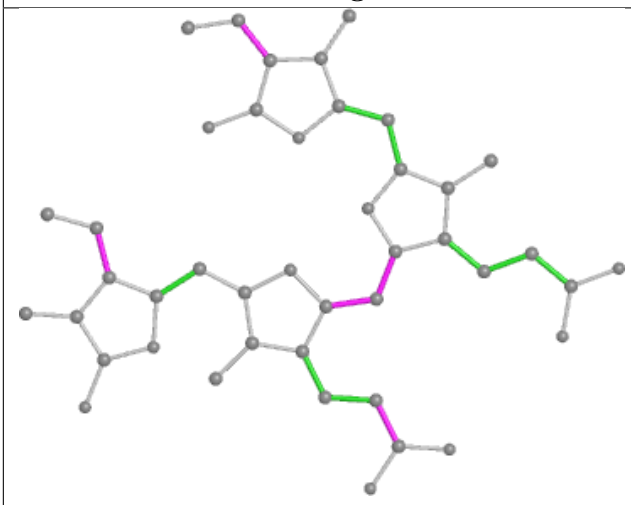

Torsions

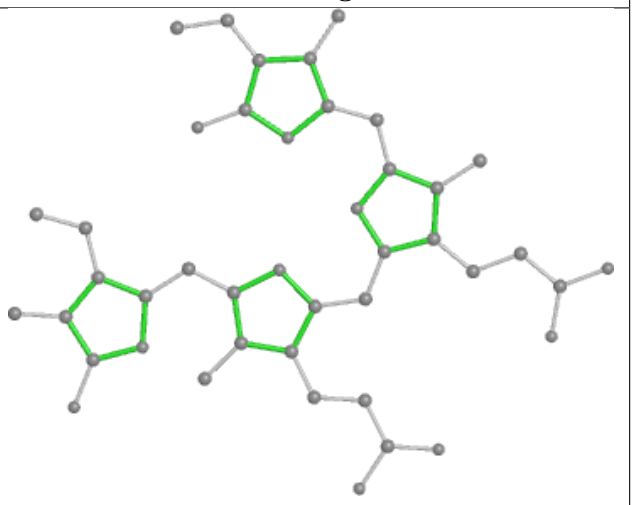

Rings

Ligand PEB dI 1002

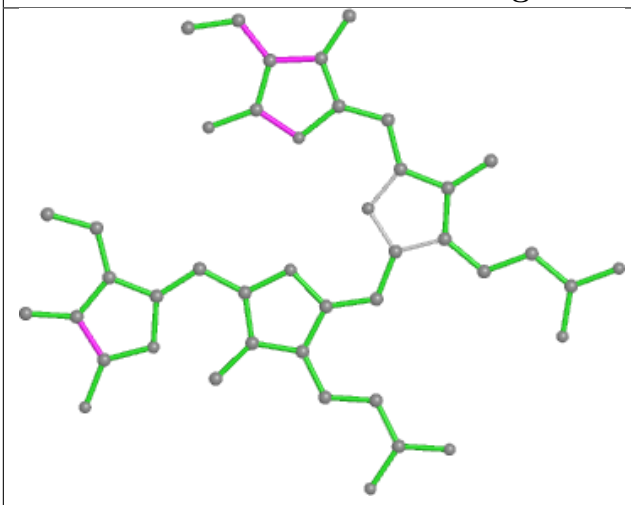

Bond lengths

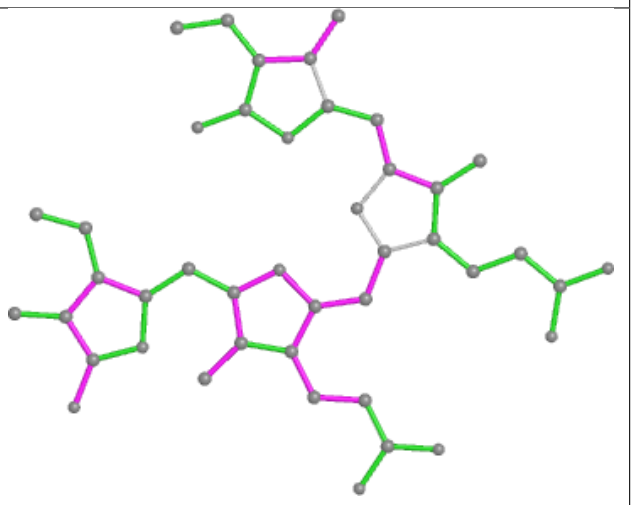

Bond angles

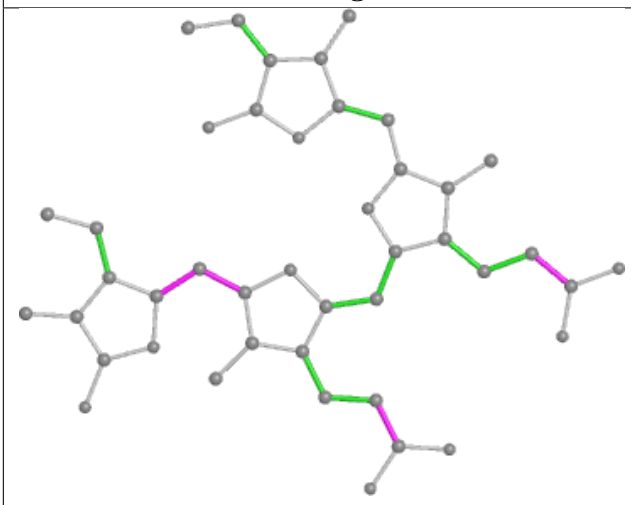

Torsions

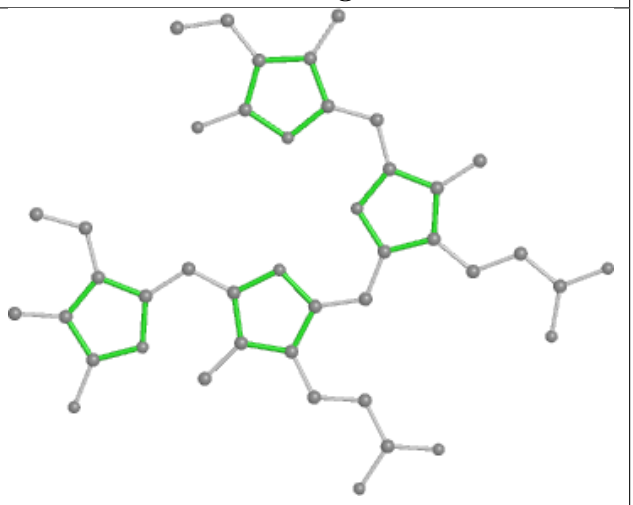

Rings

Ligand PUB c3 305

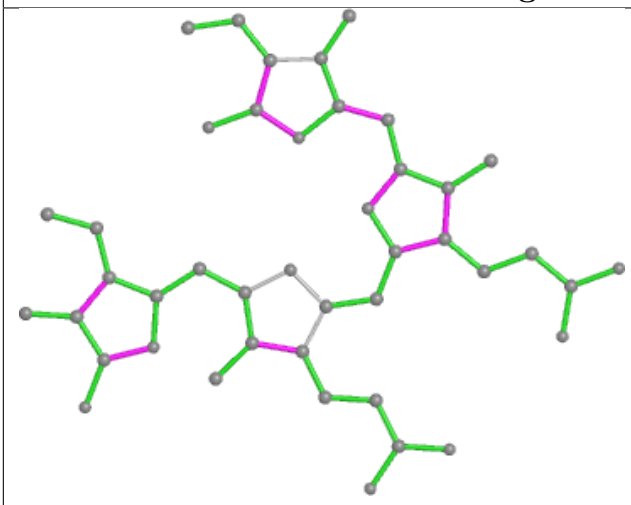

Bond lengths

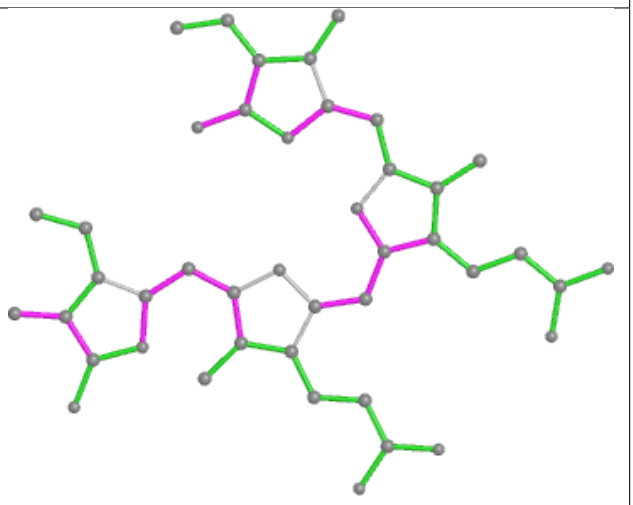

Bond angles

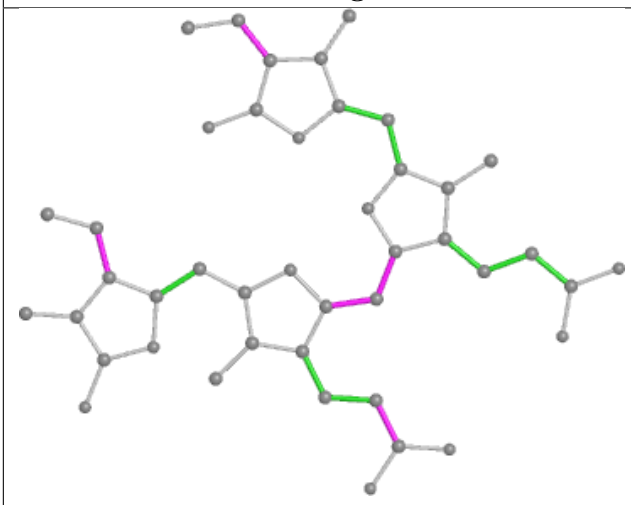

Torsions

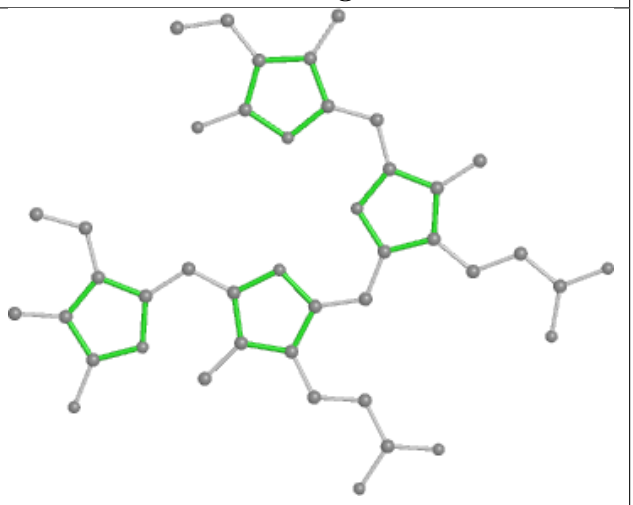

Rings

Ligand PEB s3 201

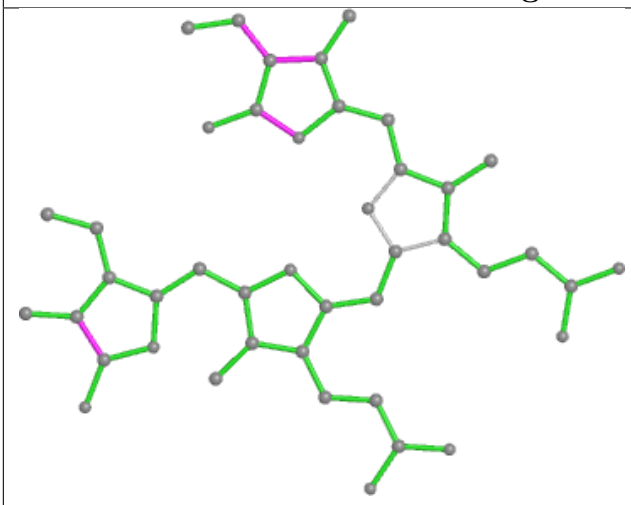

Bond lengths

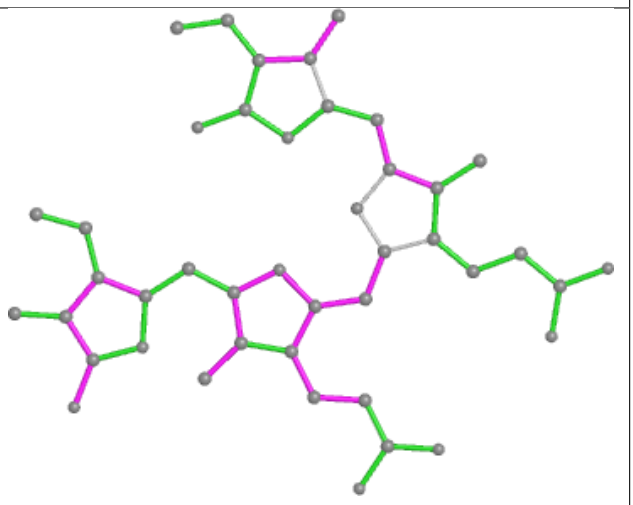

Bond angles

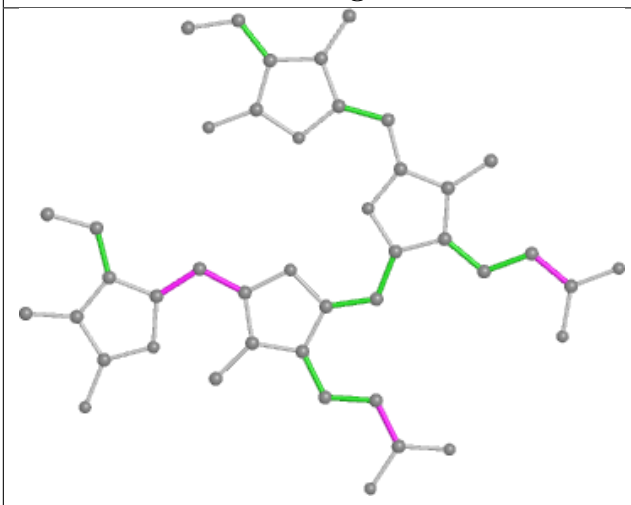

Torsions

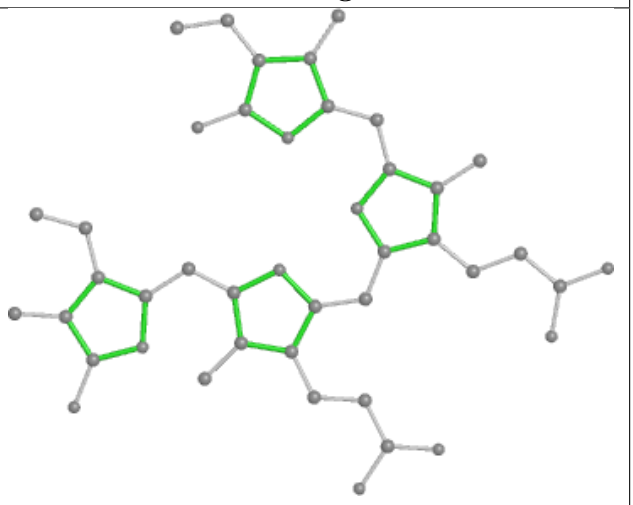

Rings

Ligand PUB cq 203

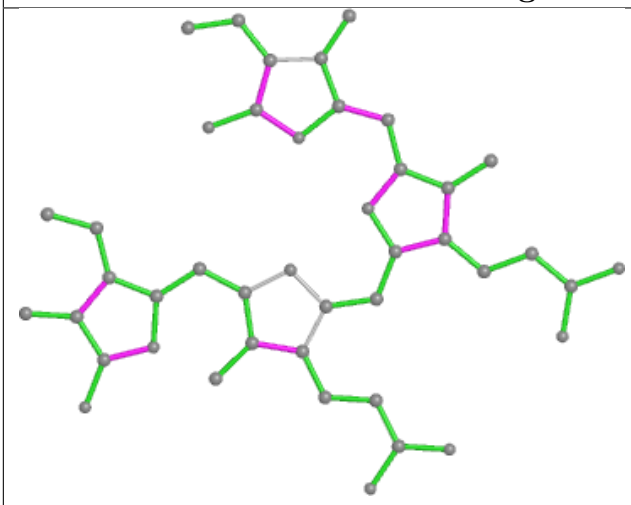

Bond lengths

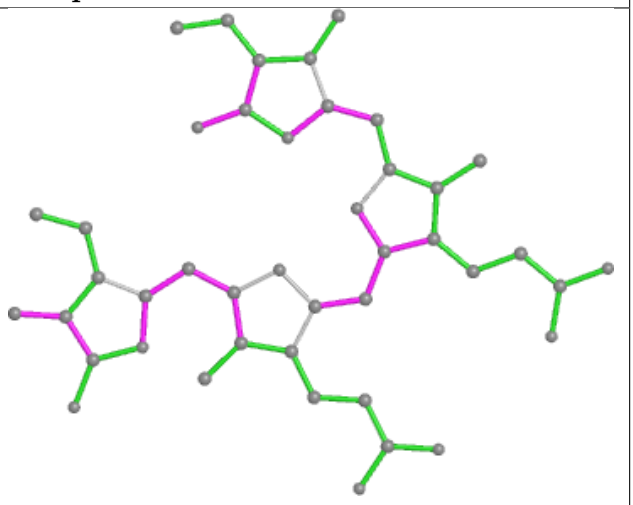

Bond angles

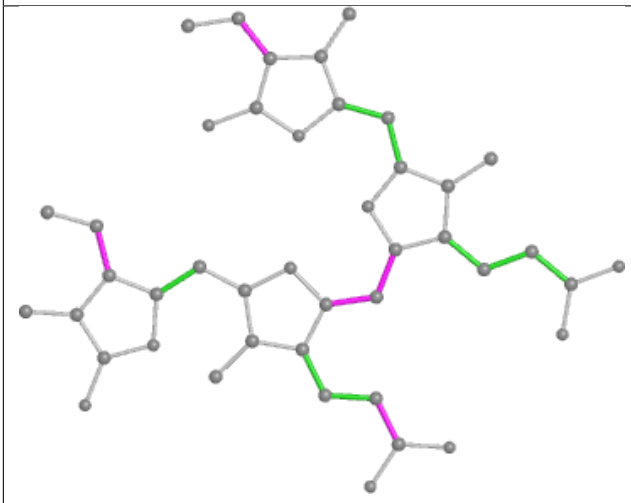

Torsions

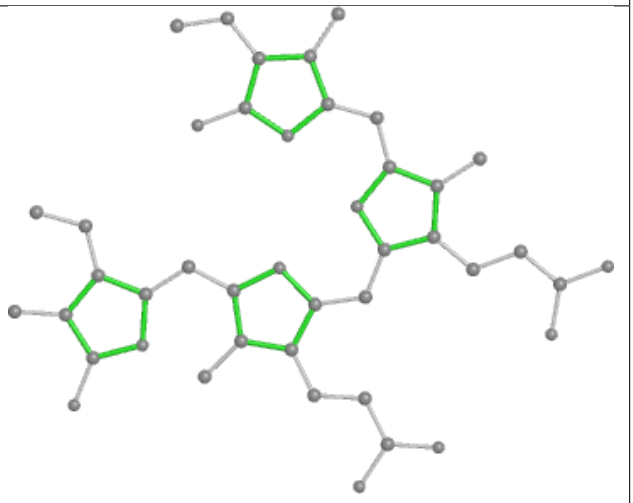

Rings

Ligand PUB z7 203

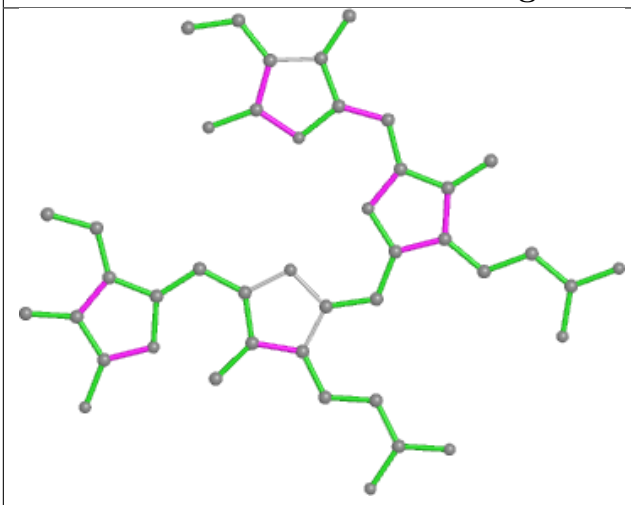

Bond lengths

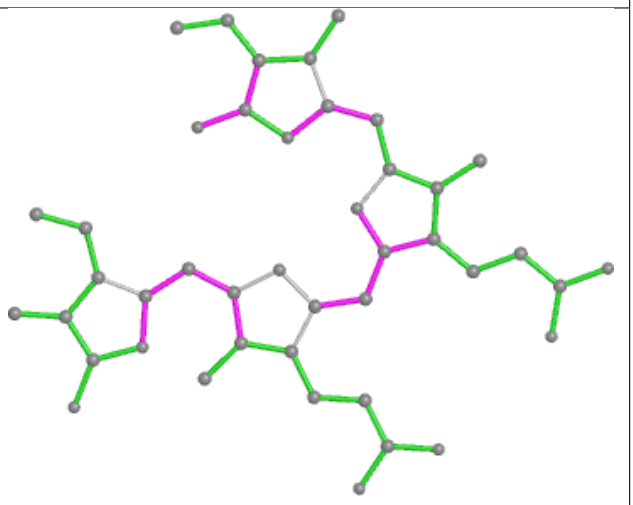

Bond angles

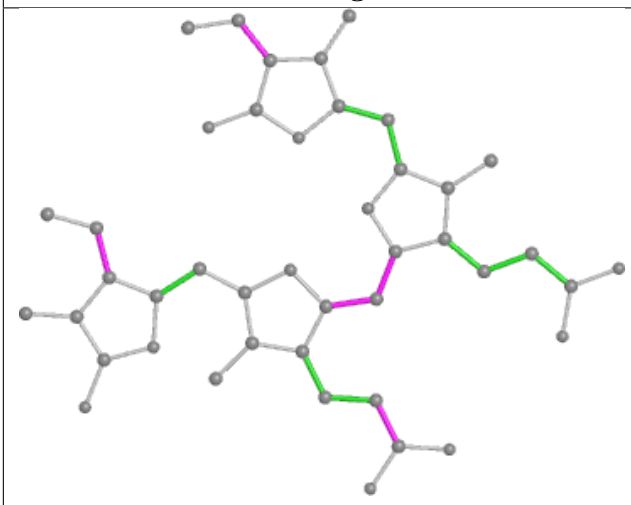

Torsions

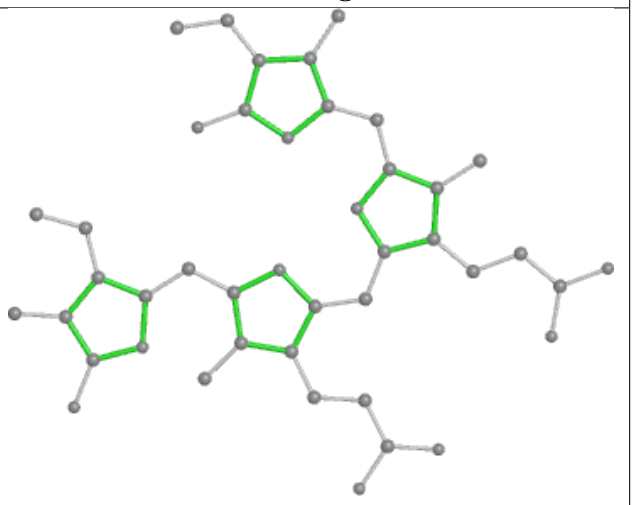

Rings

Ligand PUB bo 203

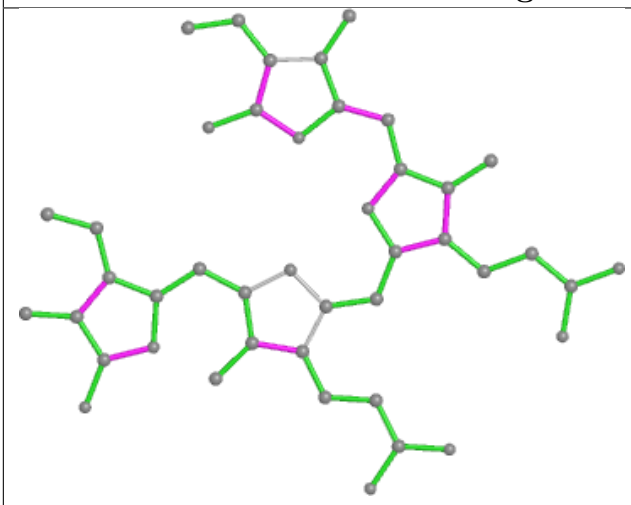

Bond lengths

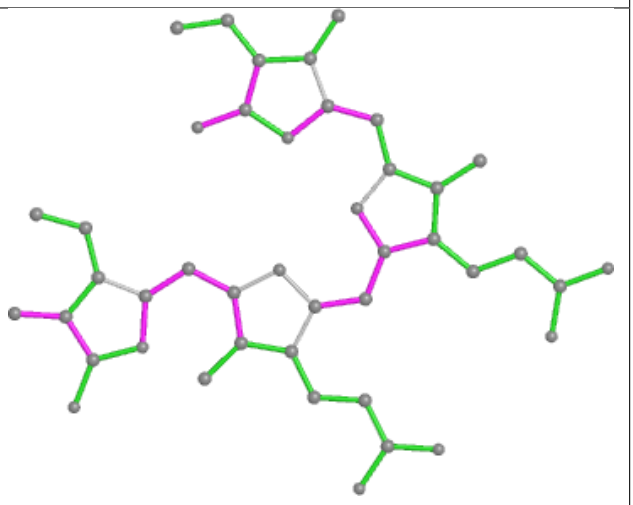

Bond angles

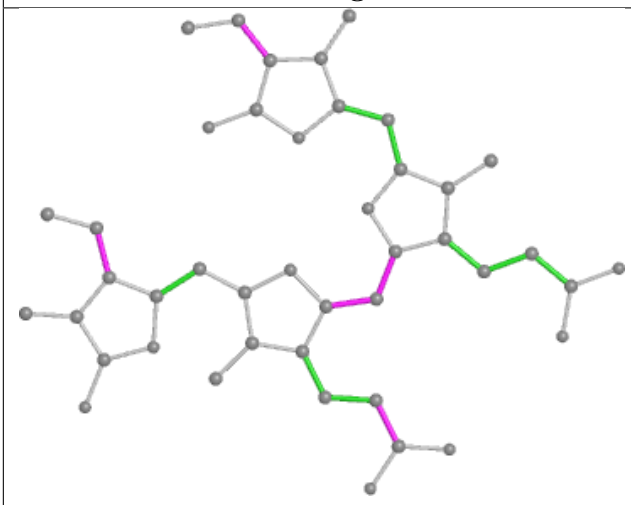

Torsions

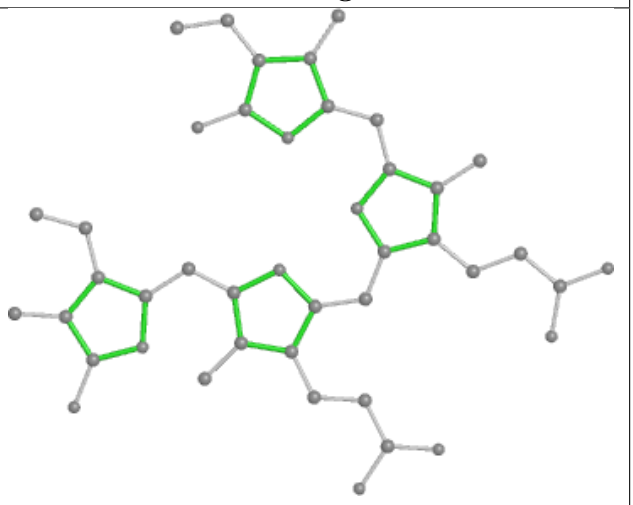

Rings

Ligand PEB t6 202

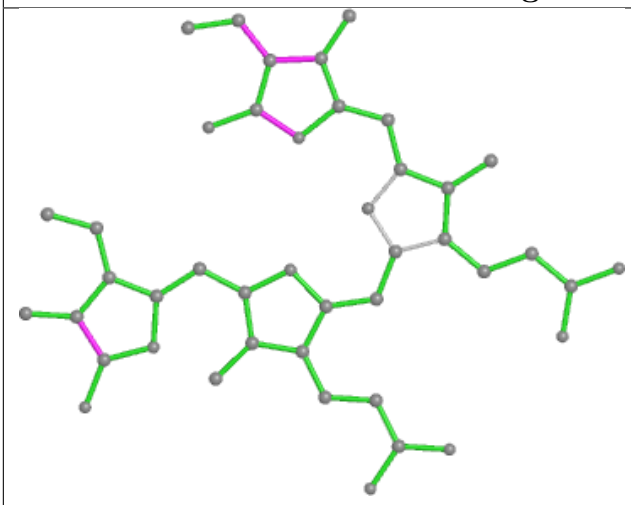

Bond lengths

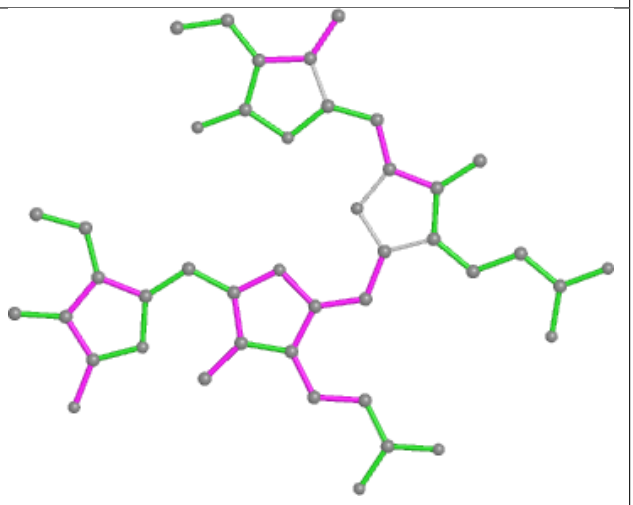

Bond angles

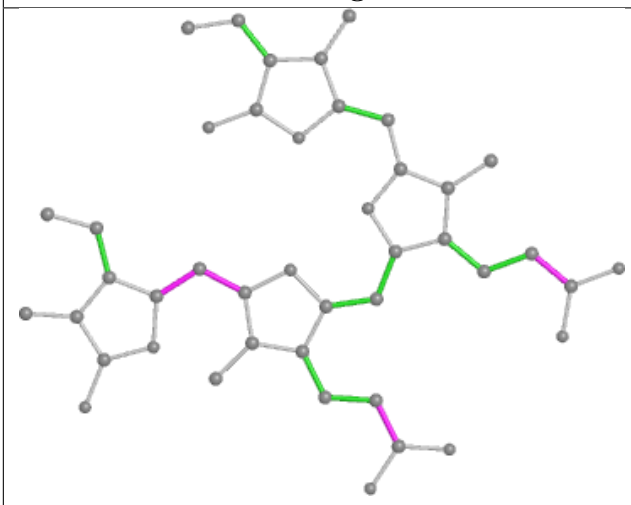

Torsions

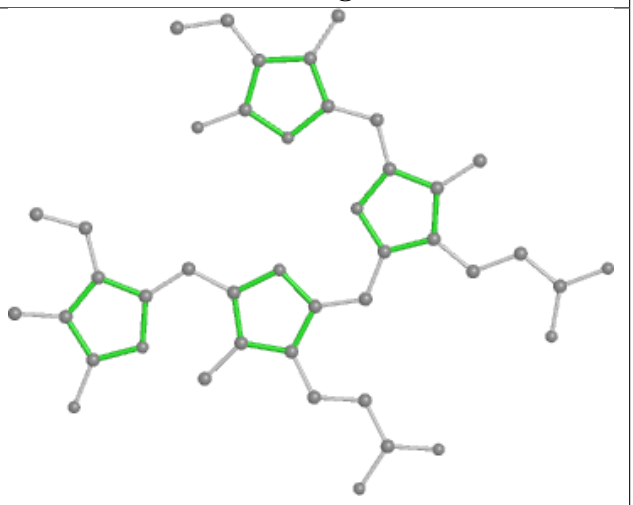

Rings

Ligand PEB aW 302

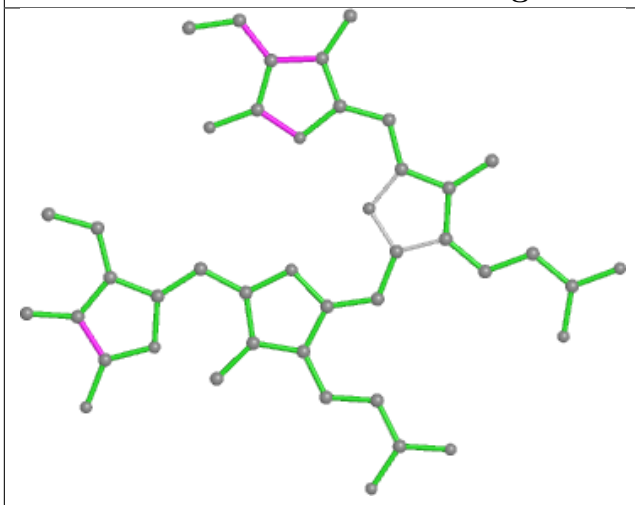

Bond lengths

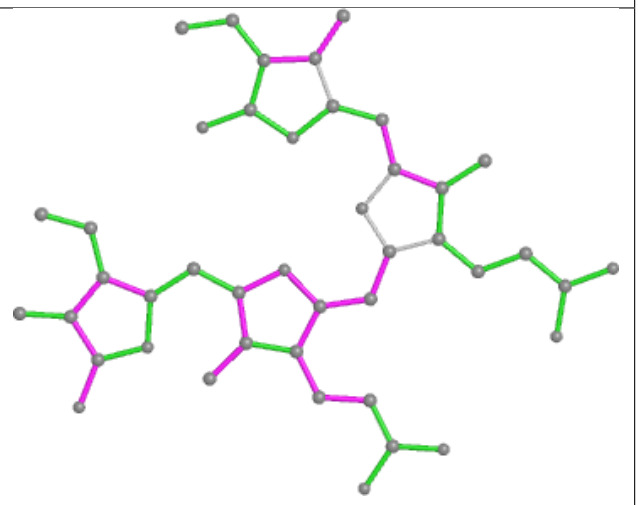

Bond angles

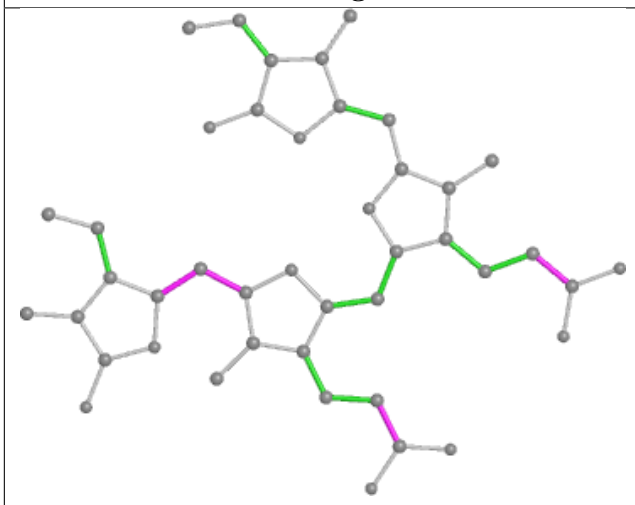

Torsions

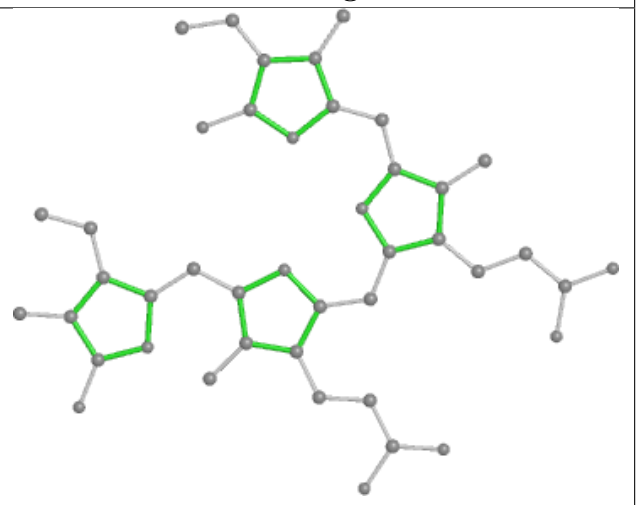

Rings

Ligand PEB n9 402

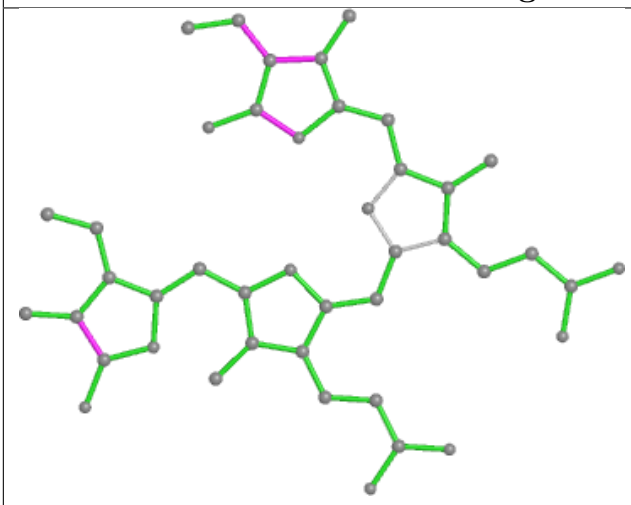

Bond lengths

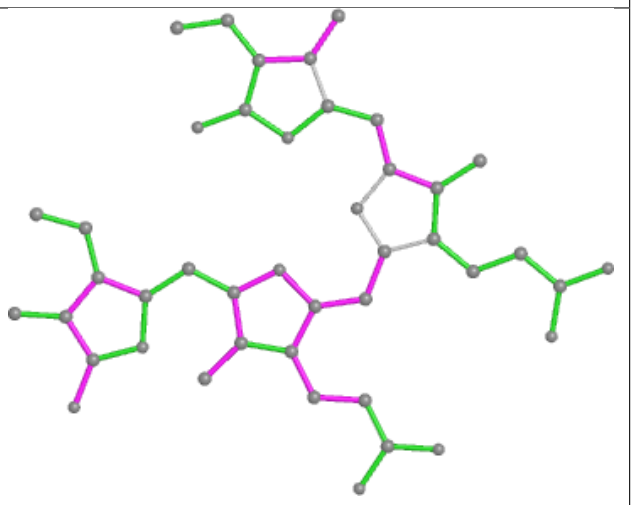

Bond angles

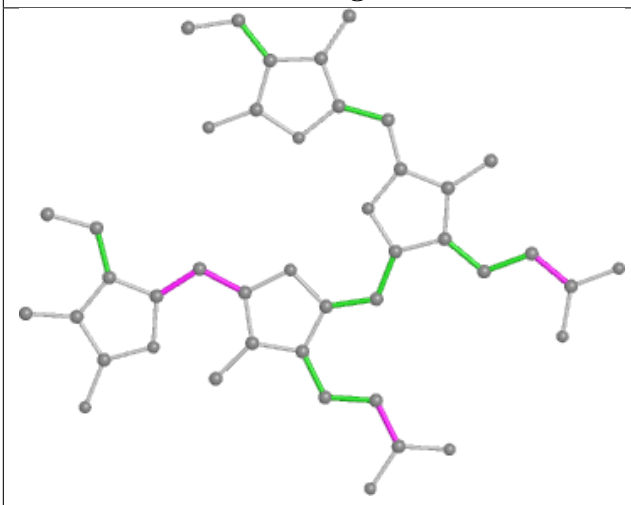

Torsions

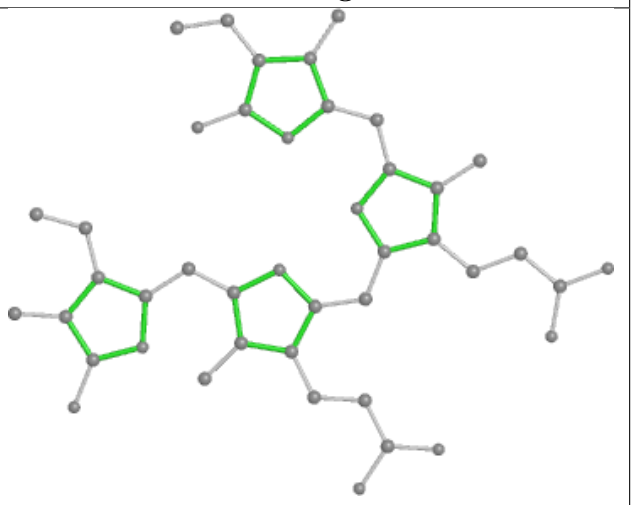

Rings

Ligand PUB dx 406

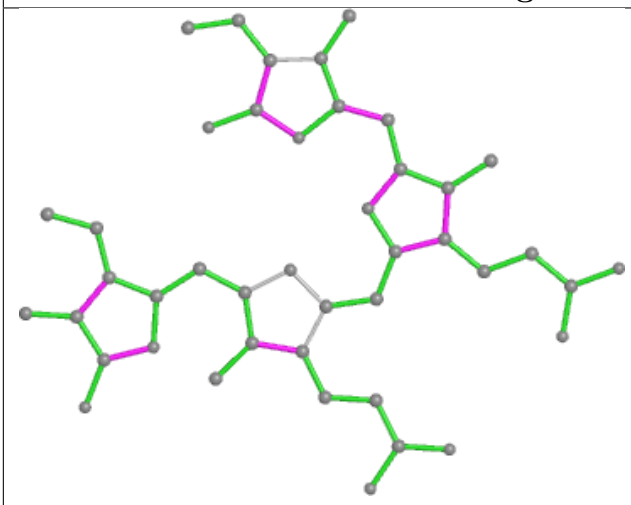

Bond lengths

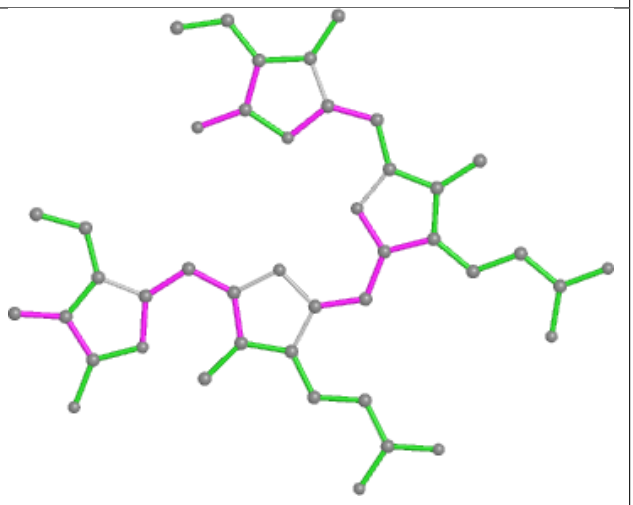

Bond angles

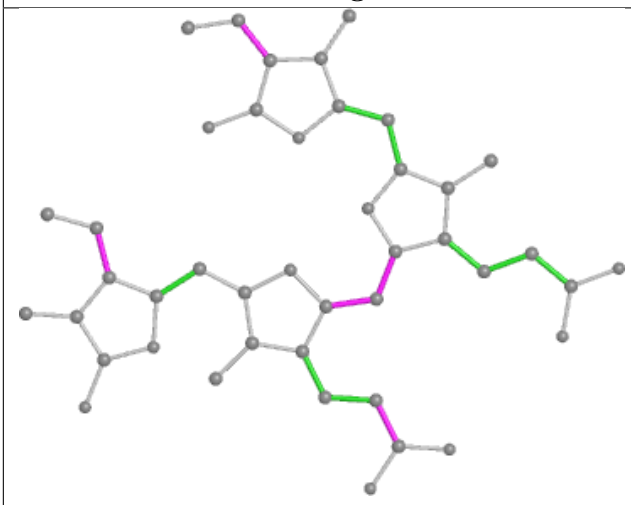

Torsions

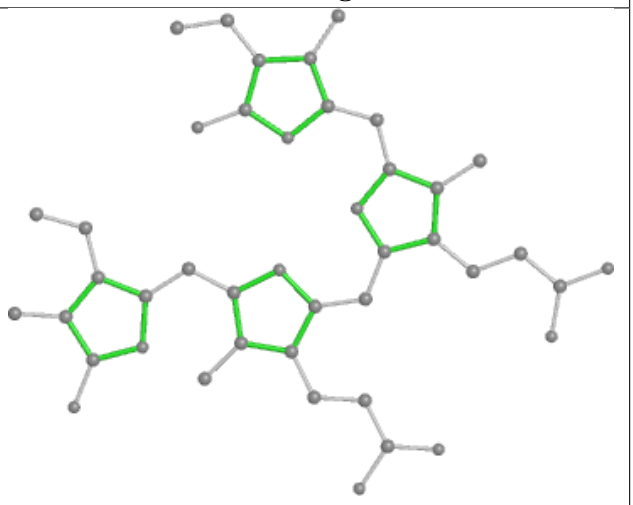

Rings

Ligand PEB hW 201

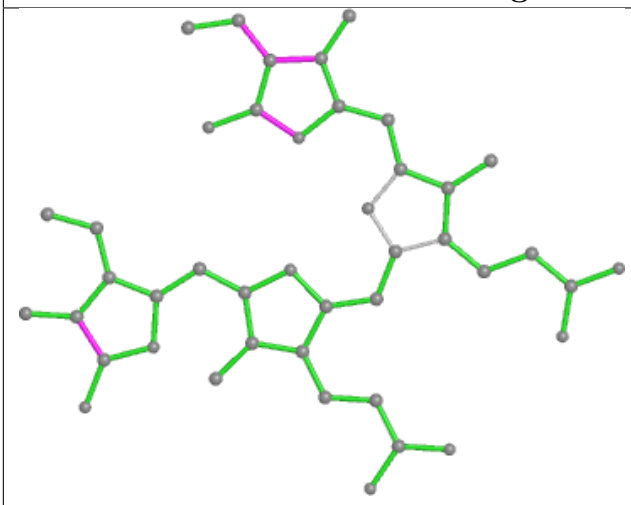

Bond lengths

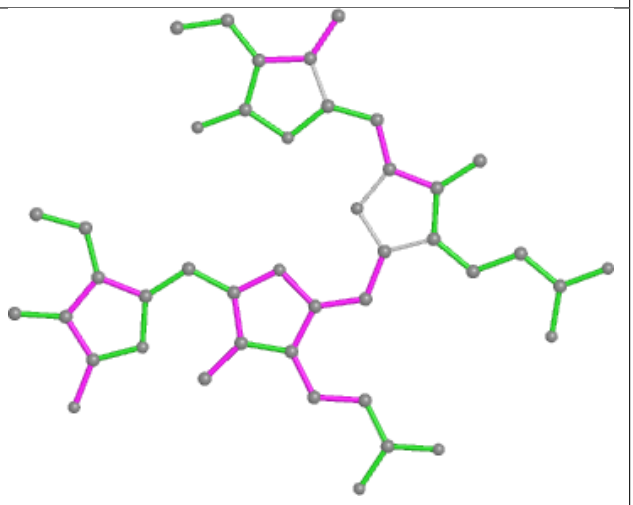

Bond angles

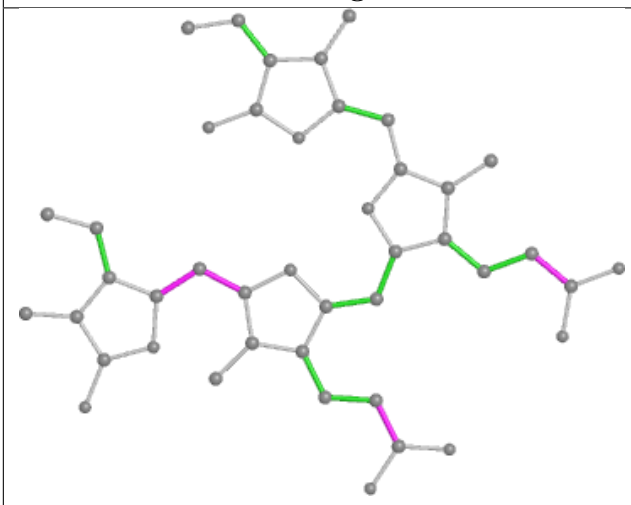

Torsions

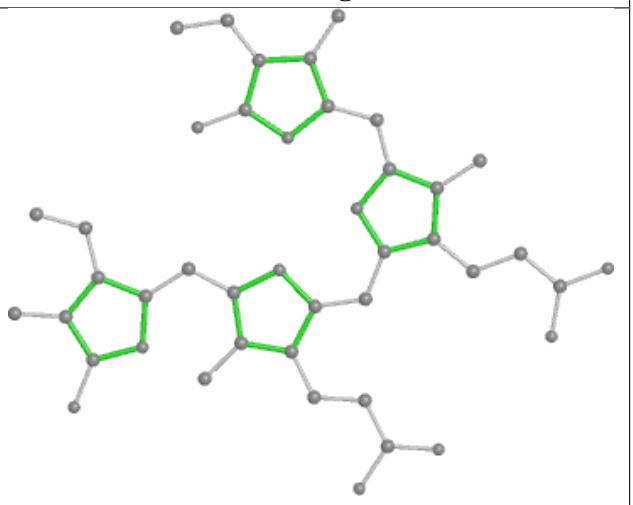

Rings

Ligand PEB o8 202

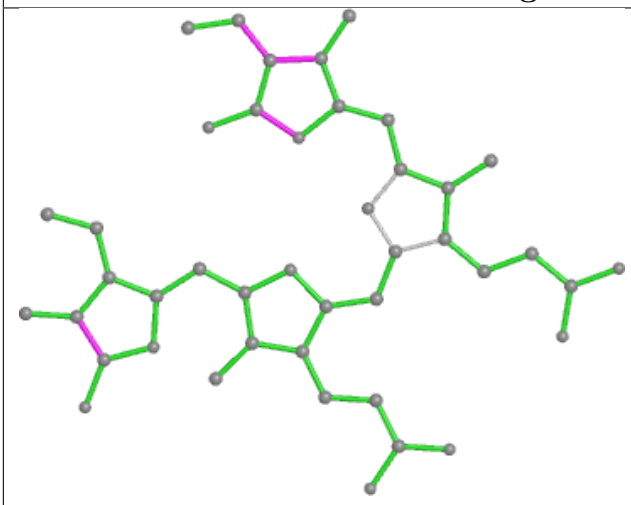

Bond lengths

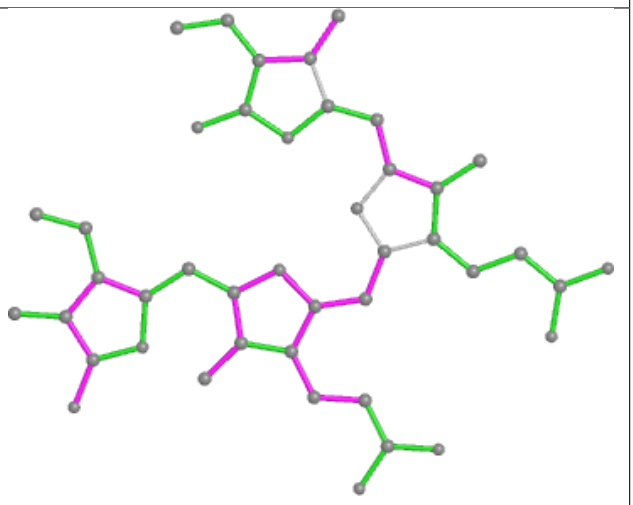

Bond angles

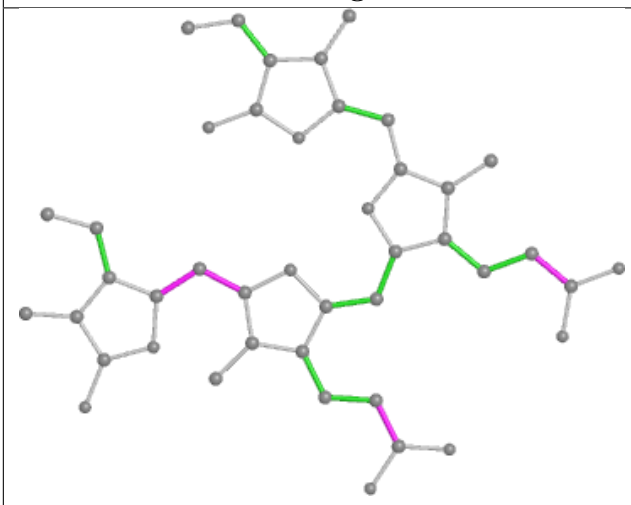

Torsions

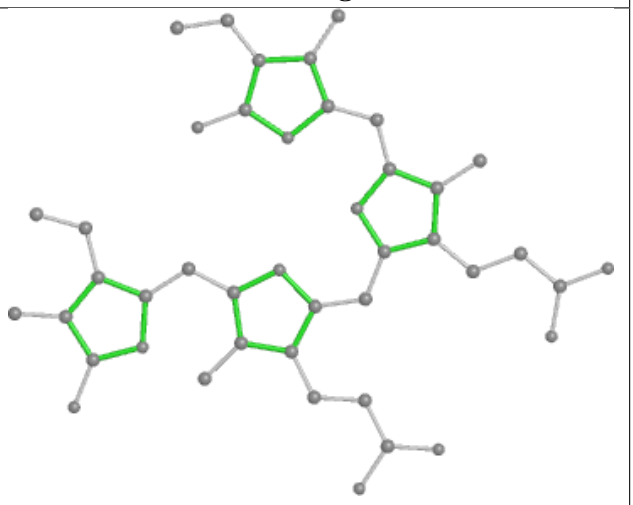

Rings

Ligand PEB ba 1001

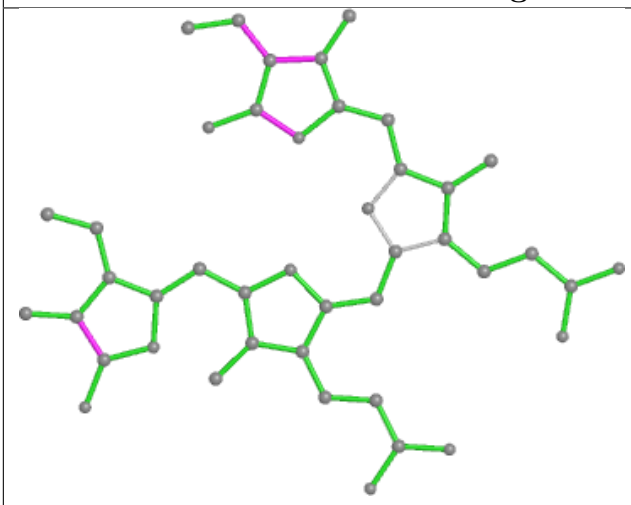

Bond lengths

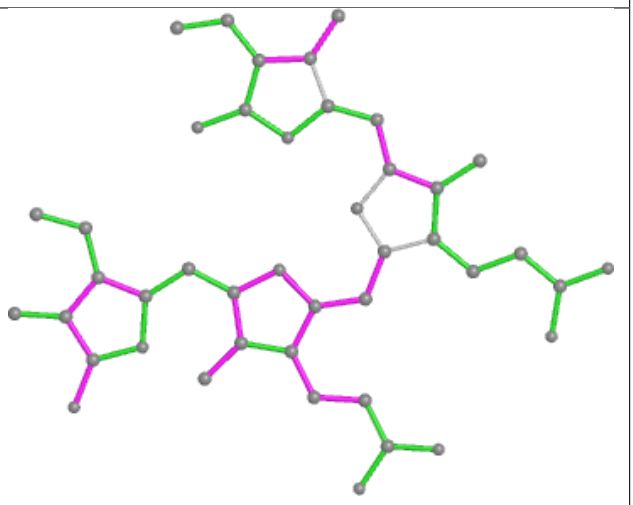

Bond angles

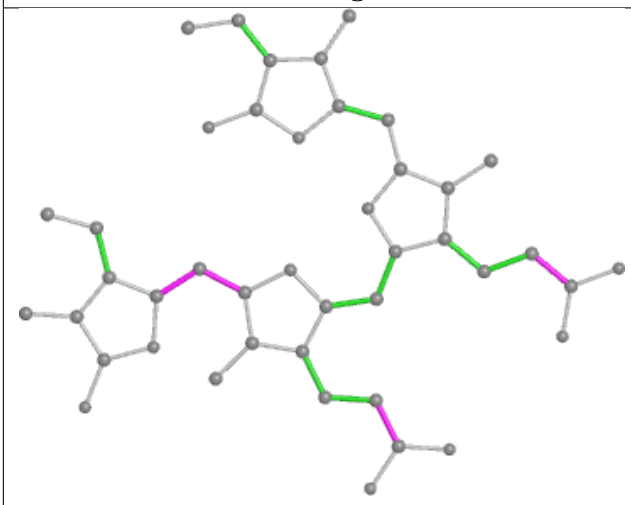

Torsions

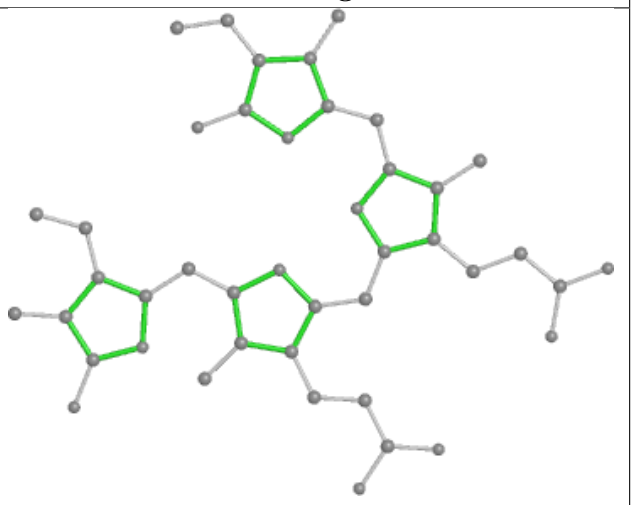

Rings

Ligand PEB ga 201

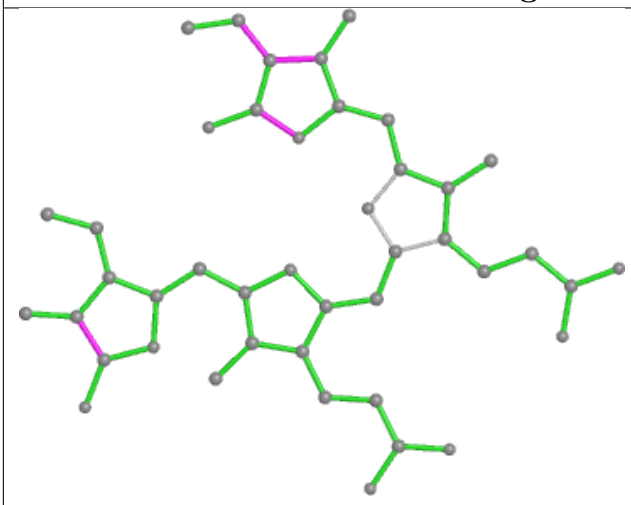

Bond lengths

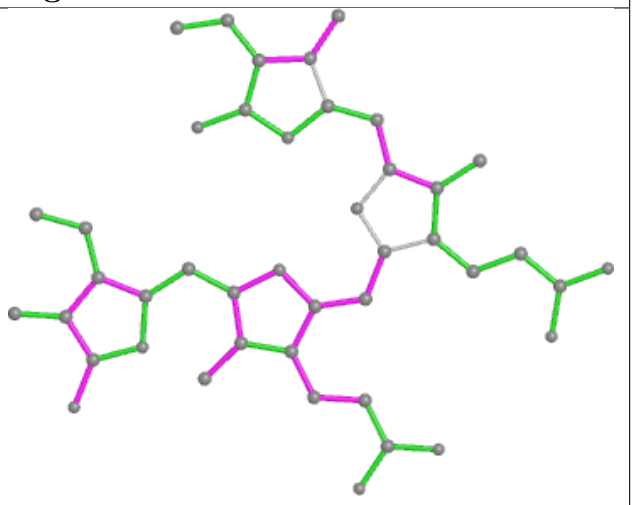

Bond angles

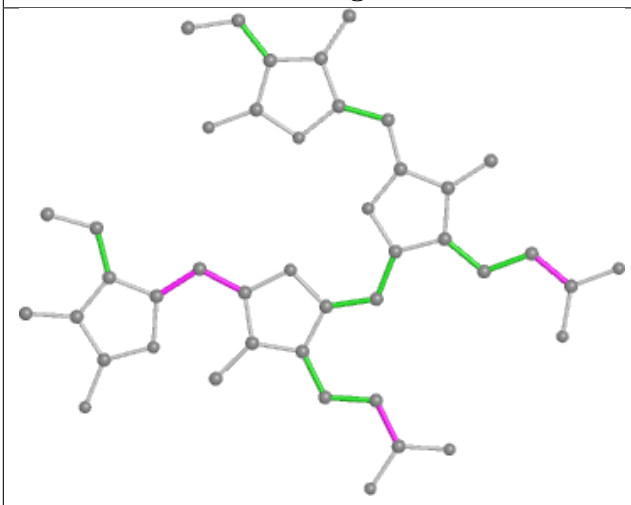

Torsions

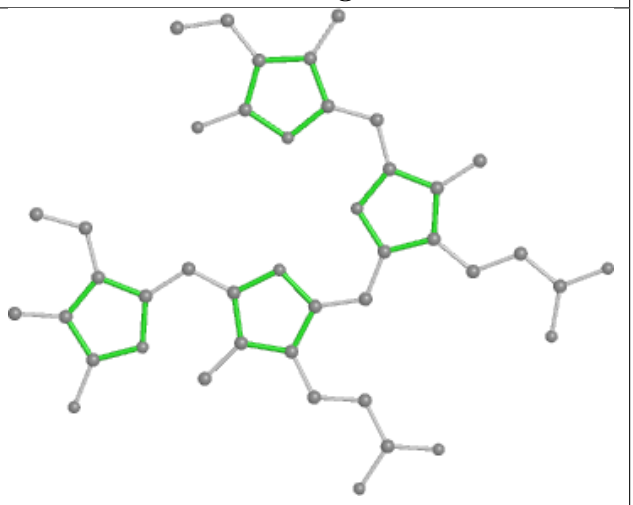

Rings

Ligand PEB hA 201

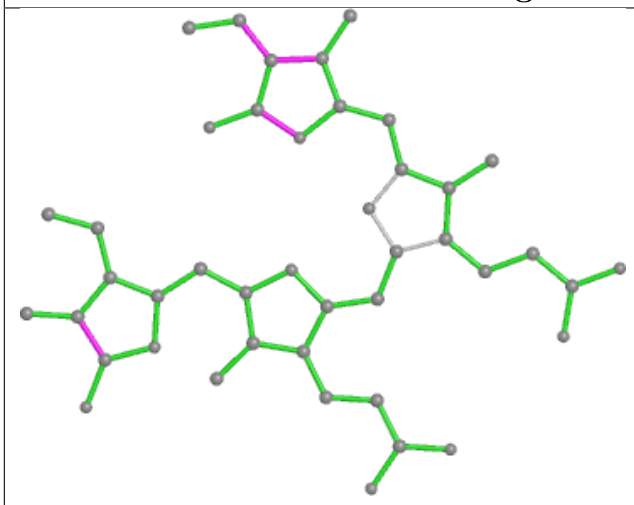

Bond lengths

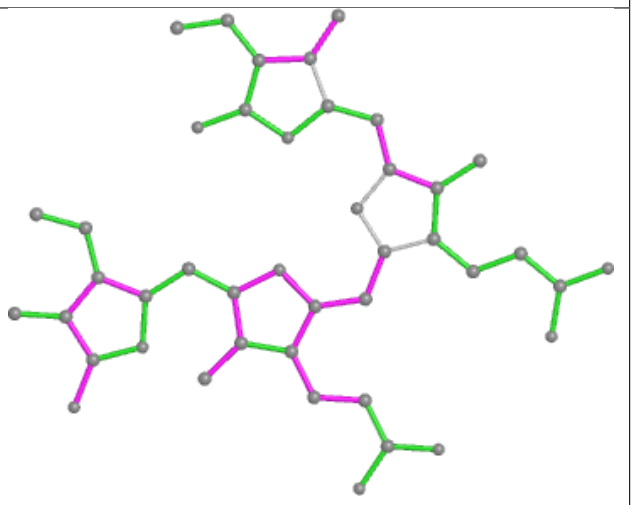

Bond angles

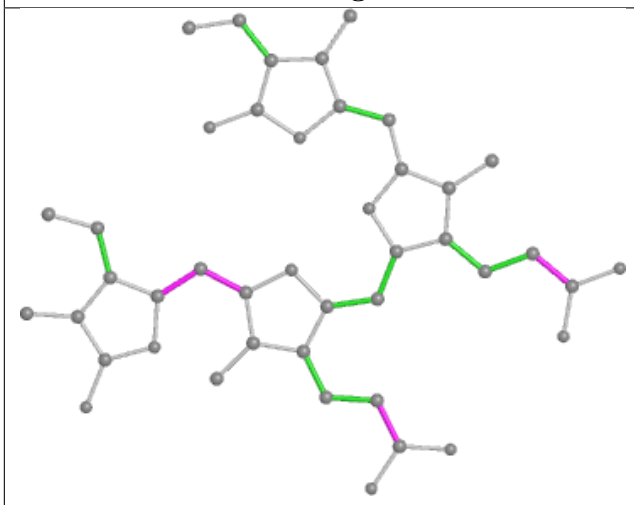

Torsions

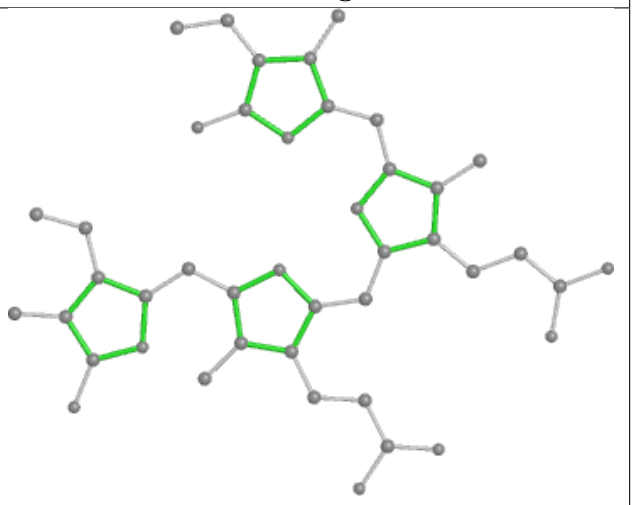

Rings

Ligand PEB W7 201

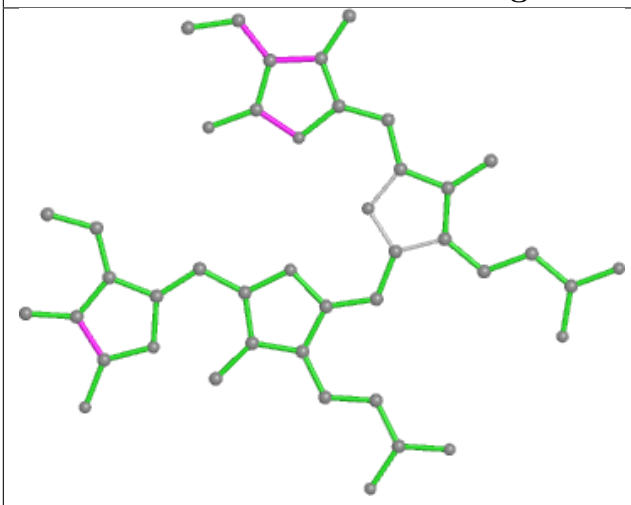

Bond lengths

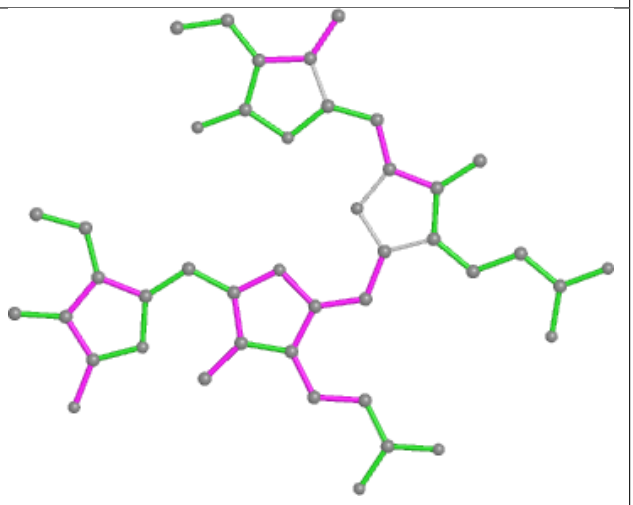

Bond angles

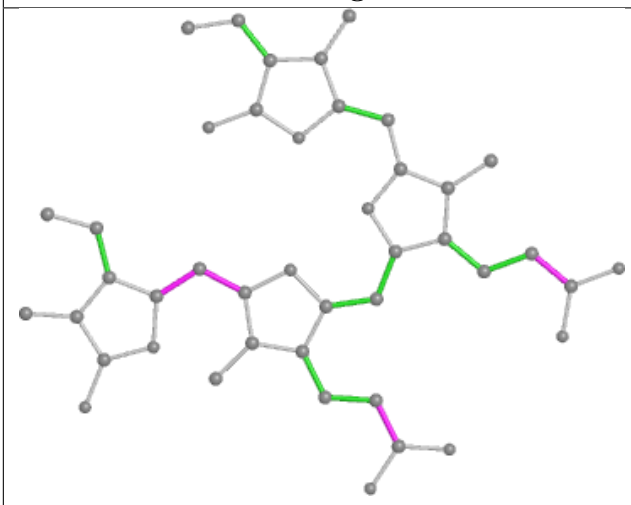

Torsions

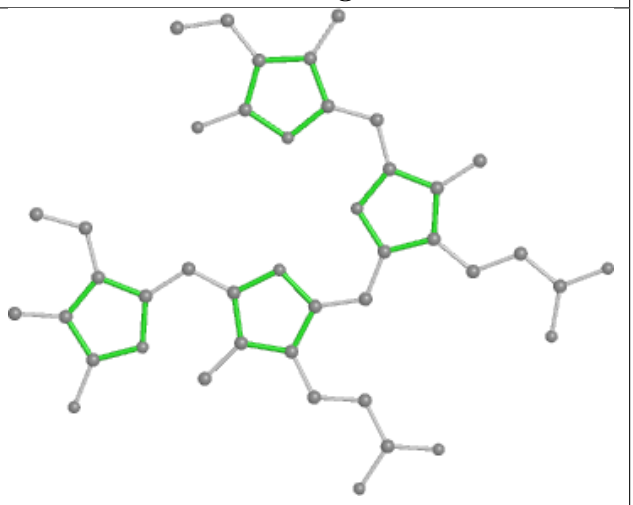

Rings

Ligand PEB V9 202

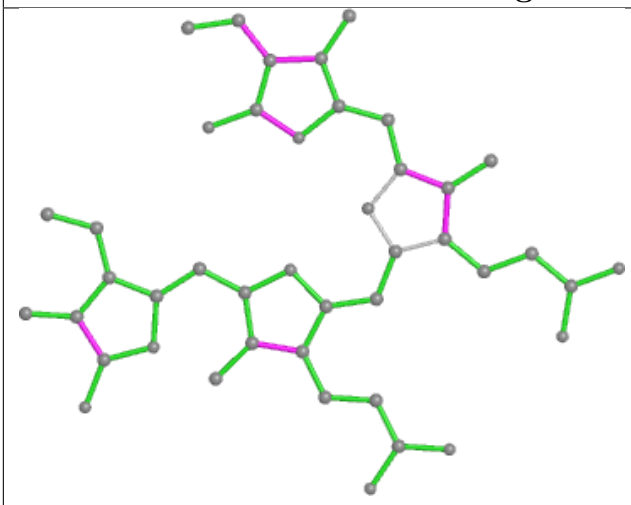

Bond lengths

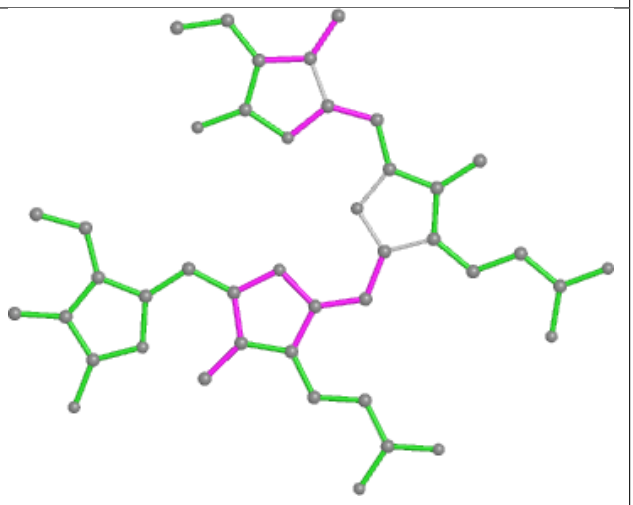

Bond angles

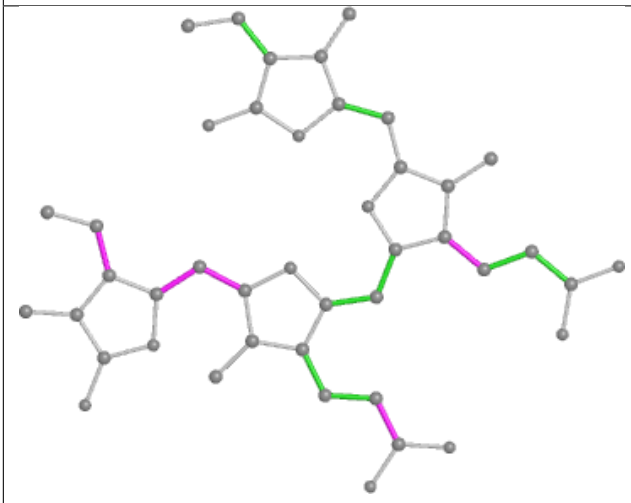

Torsions

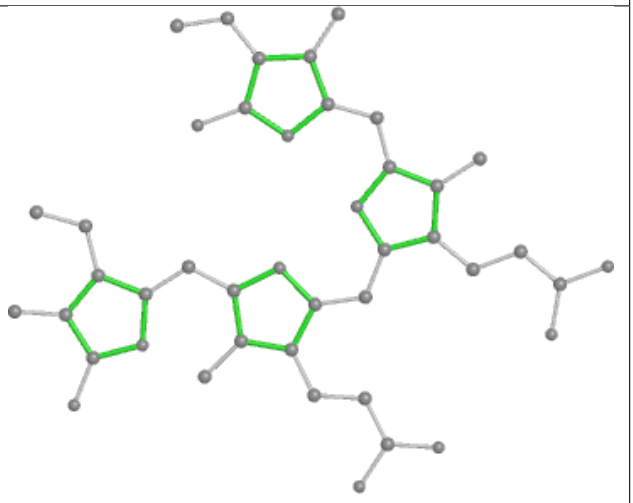

Rings

Ligand PUB c3 304

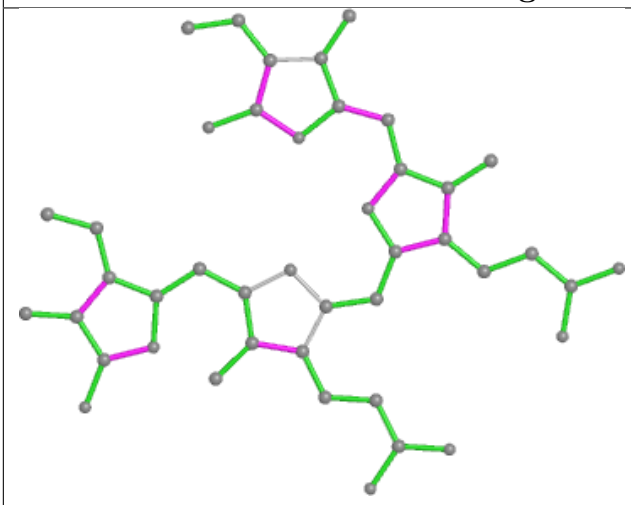

Bond lengths

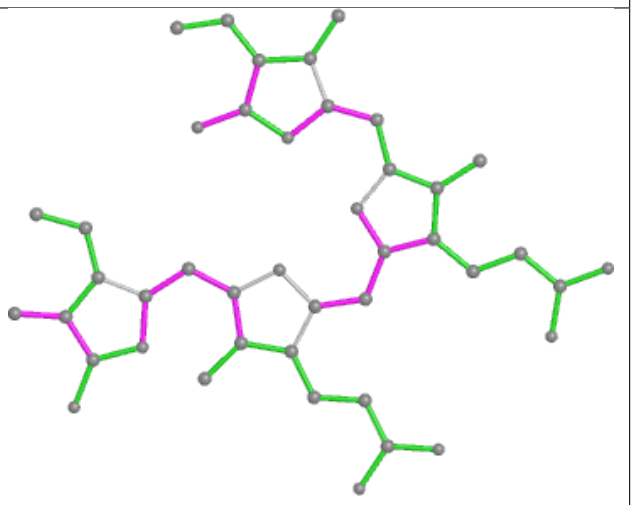

Bond angles

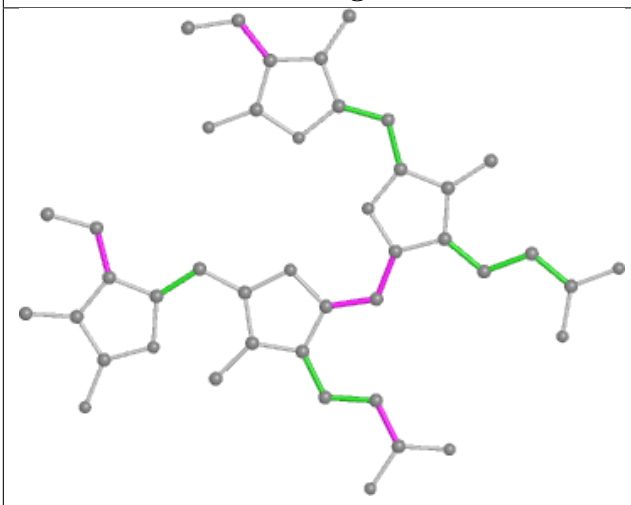

Torsions

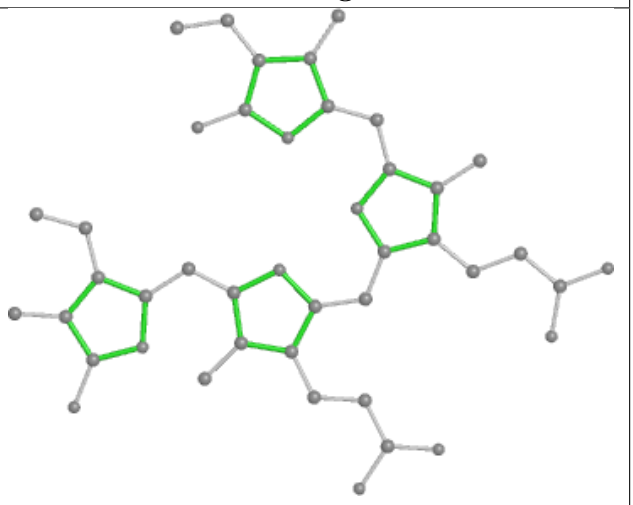

Rings

Ligand PEB T6 201

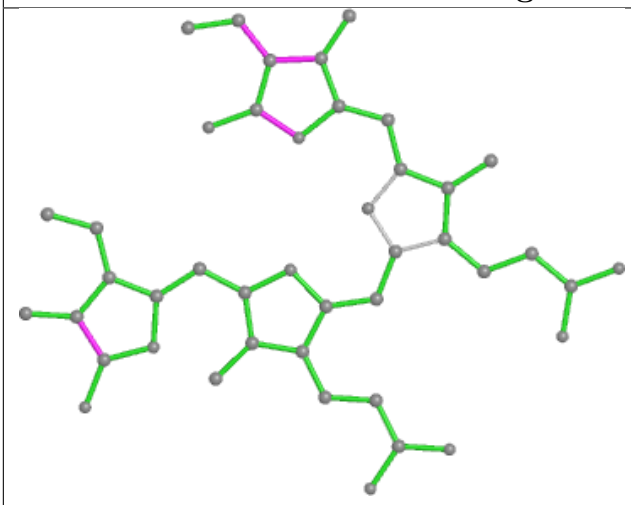

Bond lengths

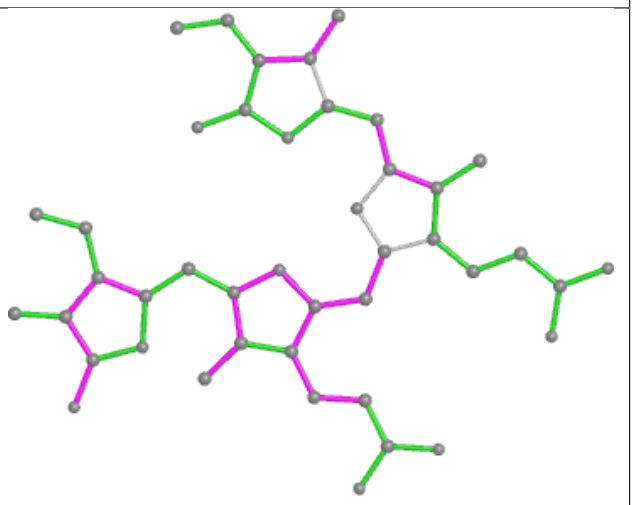

Bond angles

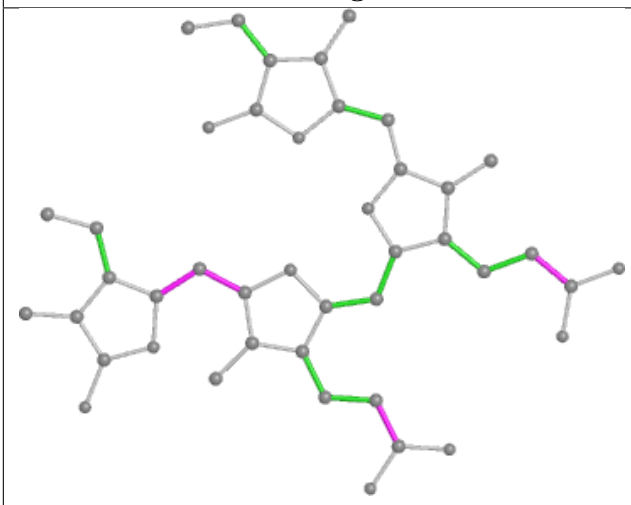

Torsions

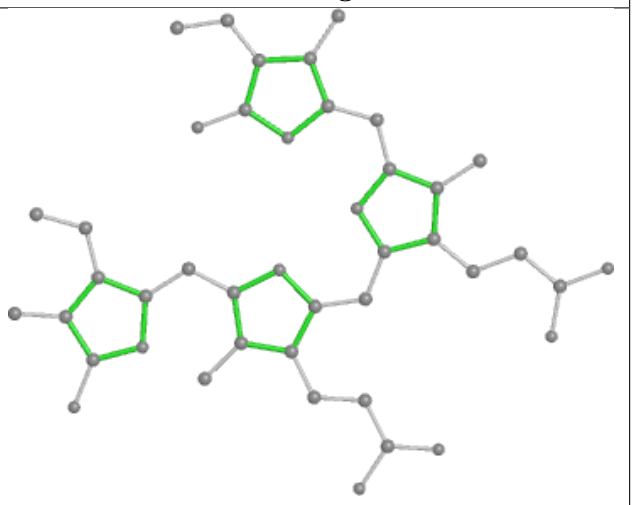

Rings

Ligand PUB fa 202

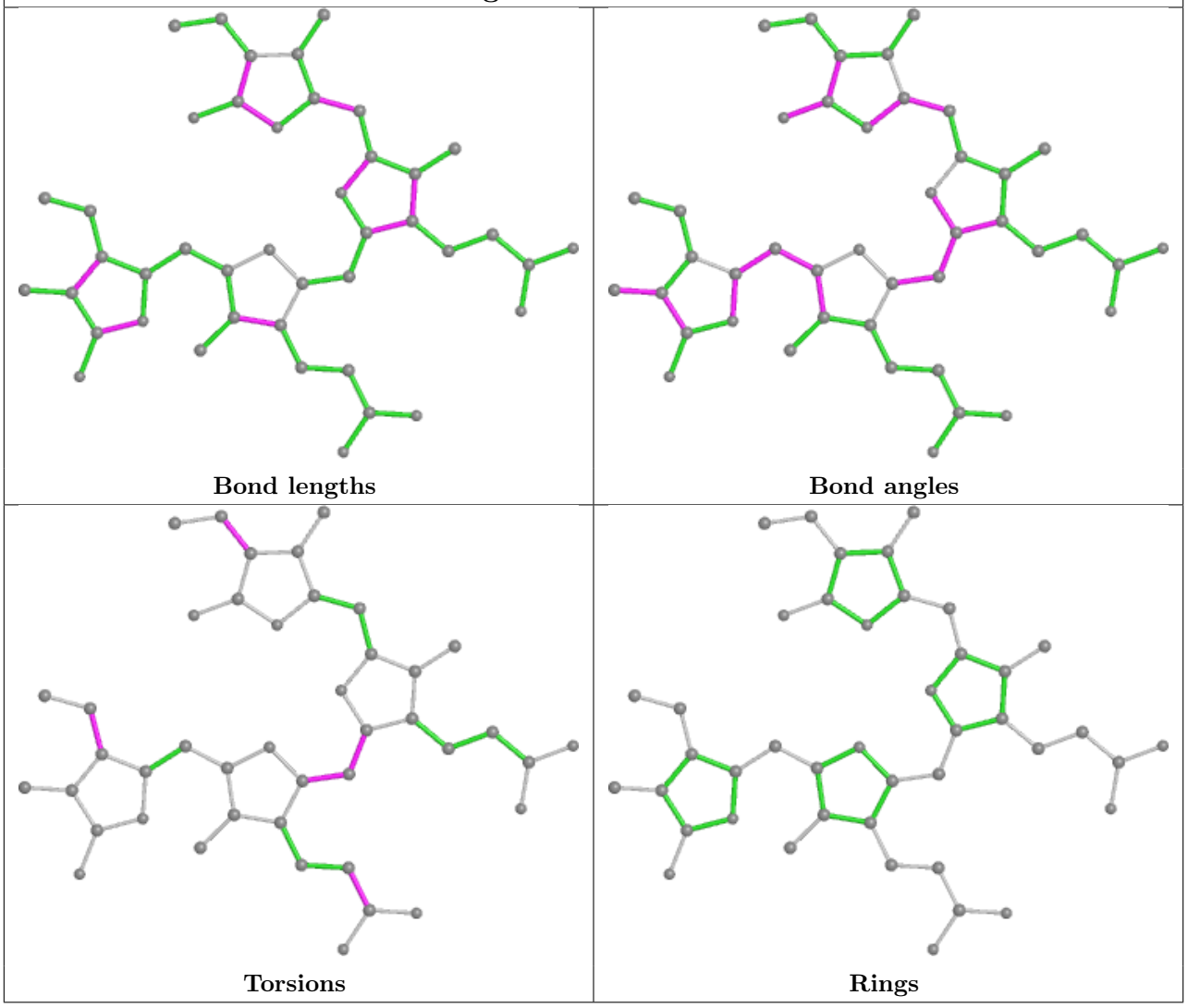

5.7 Other polymers (i)

There are no such residues in this entry.

5.8 Polymer linkage issues (i)

There are no chain breaks in this entry.

6 Map visualisation

This section contains visualisations of the EMDB entry EMD-6769. These allow visual inspection of the internal detail of the map and identification of artifacts.

No raw map or half-maps were deposited for this entry and therefore no images, graphs, etc. pertaining to the raw map can be shown.

6.1 Orthogonal projections

6.1.1 Primary map

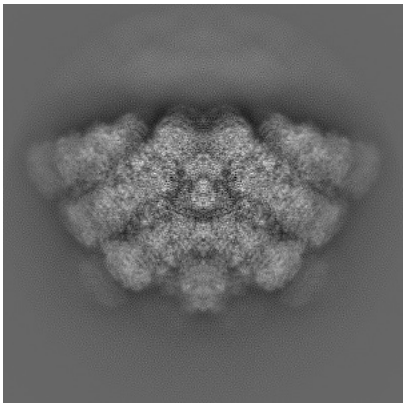

X



Y



Z

The images above show the map projected in three orthogonal directions.

6.2 Central slices

6.2.1 Primary map



X Index: 280



Y Index: 280



Z Index: 280

The images above show central slices of the map in three orthogonal directions.

6.3 Largest variance slices (i)

6.3.1 Primary map



X Index: 270

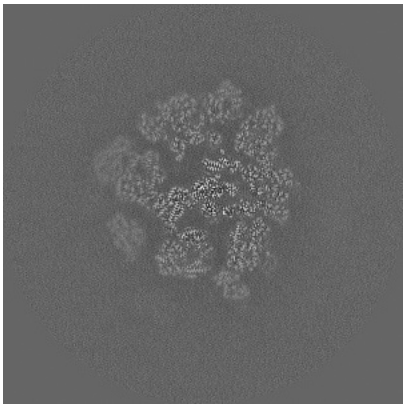

Y Index: 258



Z Index: 299

The images above show the largest variance slices of the map in three orthogonal directions.

6.4 Orthogonal standard-deviation projections (False-color) (i)

6.4.1 Primary map



X



Y



Z

The images above show the map standard deviation projections with false color in three orthogonal directions. Minimum values are shown in green, max in blue, and dark to light orange shades represent small to large values respectively.

6.5 Orthogonal surface views (i)

6.5.1 Primary map

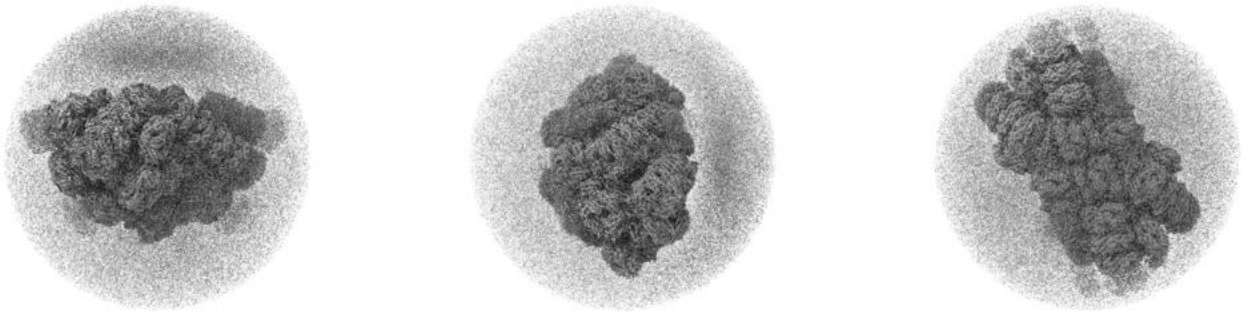

X Y Z

The images above show the 3D surface view of the map at the recommended contour level 0.018. These images, in conjunction with the slice images, may facilitate assessment of whether an appropriate contour level has been provided.

6.6 Mask visualisation (i)

This section was not generated. No masks/segmentation were deposited.

7 Map analysis

This section contains the results of statistical analysis of the map.

7.1 Map-value distribution

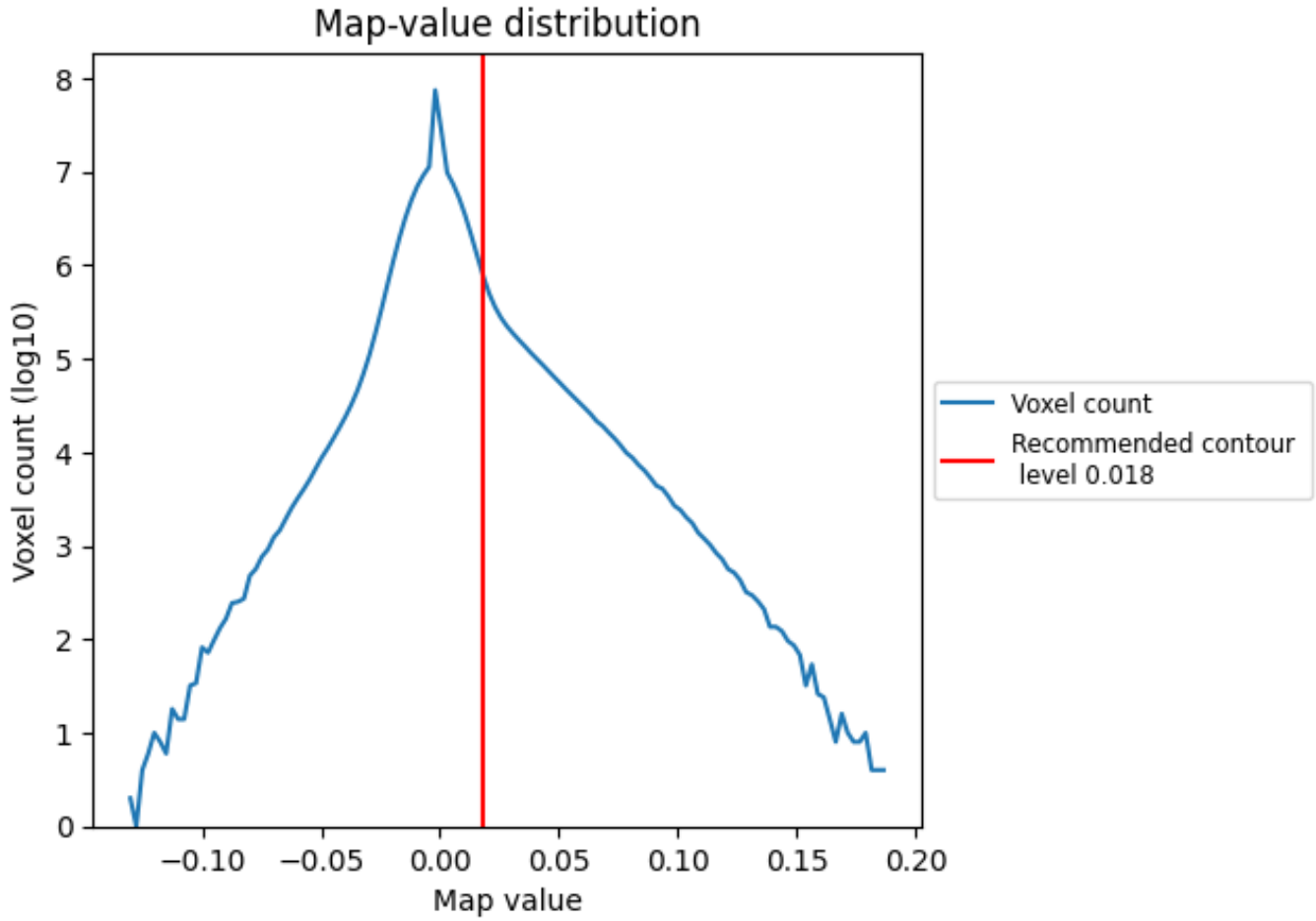

The map-value distribution is plotted in 128 intervals along the x-axis. The y-axis is logarithmic. A spike in this graph at zero usually indicates that the volume has been masked.

7.2 Volume estimate (i)

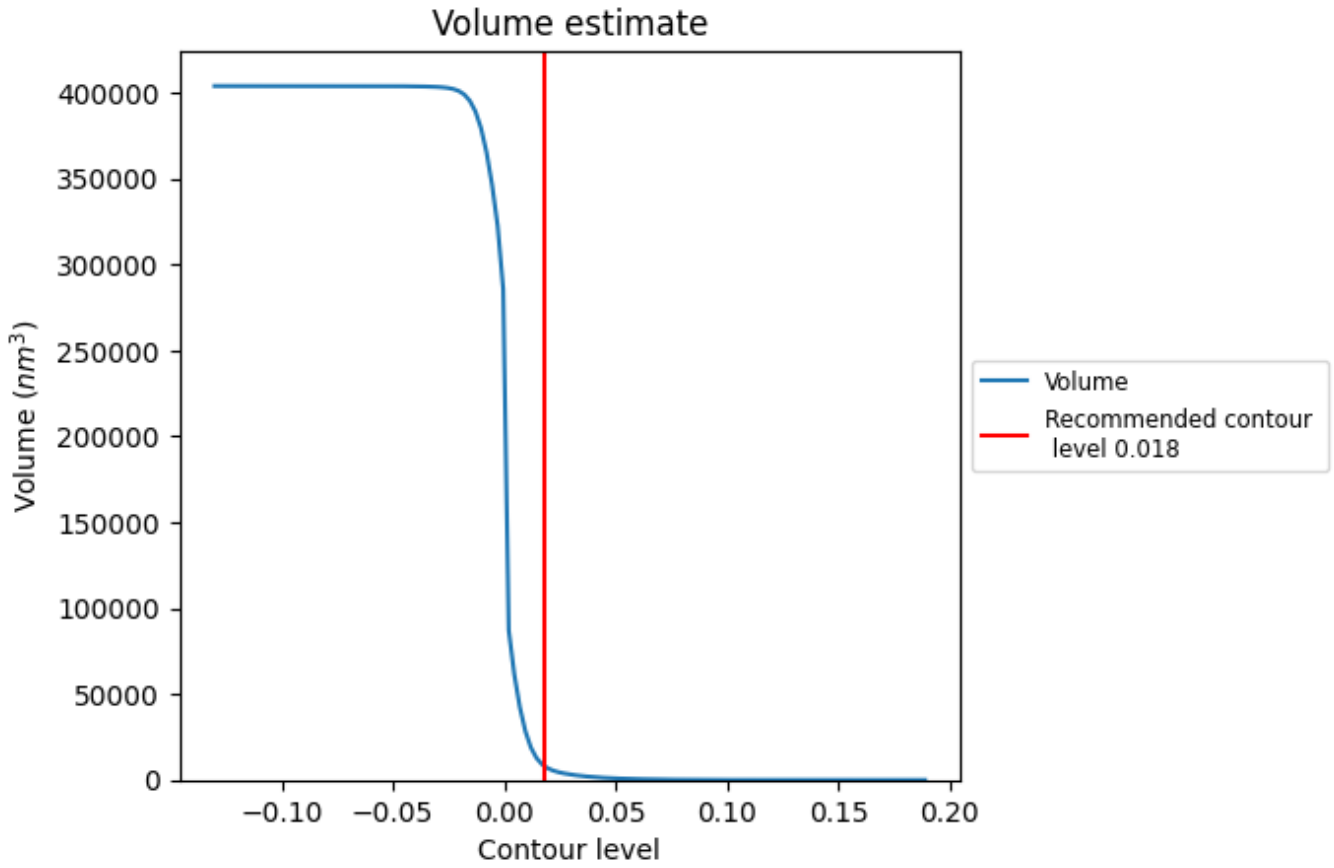

The volume at the recommended contour level is 8132 nm^3; this corresponds to an approximate mass of 7346 kDa.

The volume estimate graph shows how the enclosed volume varies with the contour level. The recommended contour level is shown as a vertical line and the intersection between the line and the curve gives the volume of the enclosed surface at the given level.

7.3 Rotationally averaged power spectrum (i)

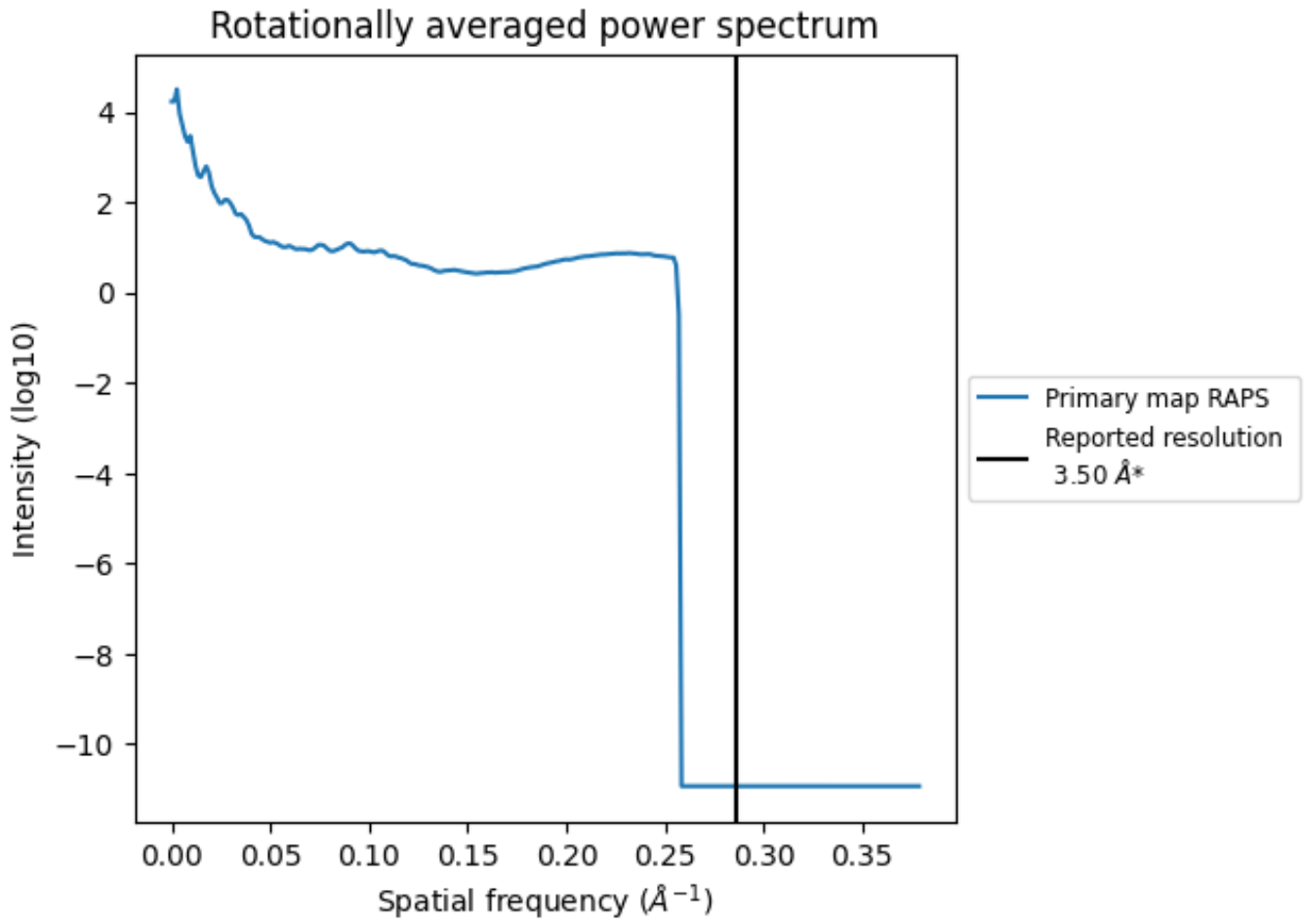

*Reported resolution corresponds to spatial frequency of 0.286 Å^{-1}

8 Fourier-Shell correlation

Fourier-Shell Correlation (FSC) is the most commonly used method to estimate the resolution of single-particle and subtomogram-averaged maps. The shape of the curve depends on the imposed symmetry, mask and whether or not the two 3D reconstructions used were processed from a common reference. The reported resolution is shown as a black line. A curve is displayed for the half-bit criterion in addition to lines showing the 0.143 gold standard cut-off and 0.5 cut-off.

8.1 FSC

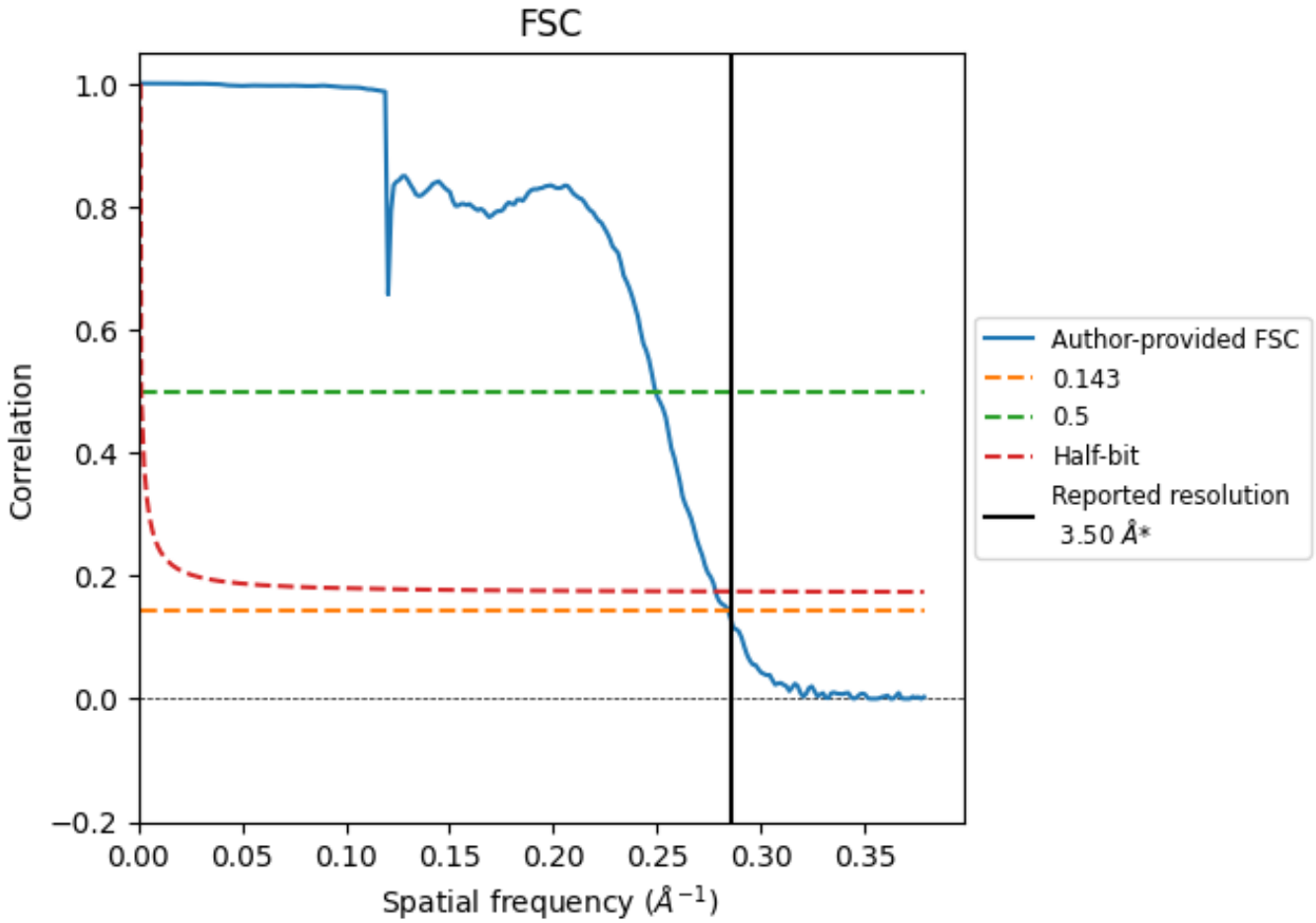

*Reported resolution corresponds to spatial frequency of 0.286 Å^{-1}

8.2 Resolution estimates (i)

Resolution estimate (Å)	Estimation criterion (FSC cut-off)		
	0.143	0.5	Half-bit
Reported by author	3.50	-	-
Author-provided FSC curve	3.52	4.01	3.59
Unmasked-calculated*	-	-	-

*Resolution estimate based on FSC curve calculated by comparison of deposited half-maps.

9 Map-model fit

This section contains information regarding the fit between EMDB map EMD-6769 and PDB model 5Y6P. Per-residue inclusion information can be found in section 3 on page 191.

9.1 Map-model overlay

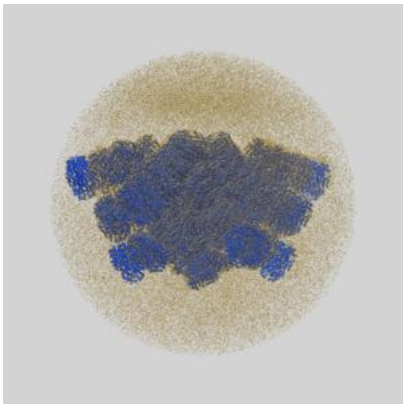

X

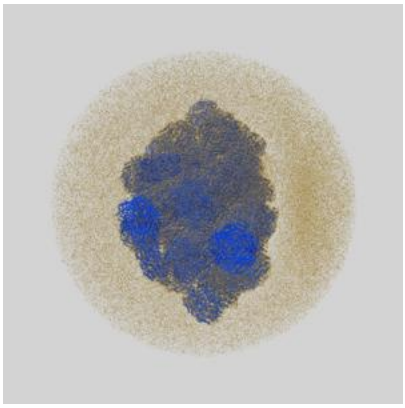

Y

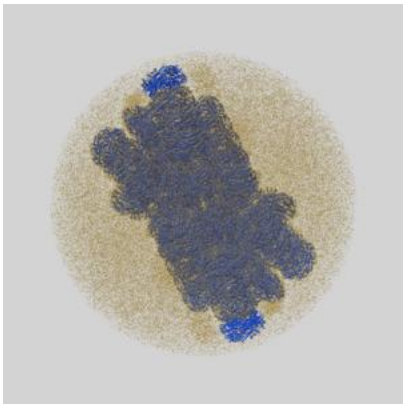

Z

The images above show the 3D surface view of the map at the recommended contour level 0.018 at 50% transparency in yellow overlaid with a ribbon representation of the model coloured in blue. These images allow for the visual assessment of the quality of fit between the atomic model and the map.

9.2 Q-score mapped to coordinate model

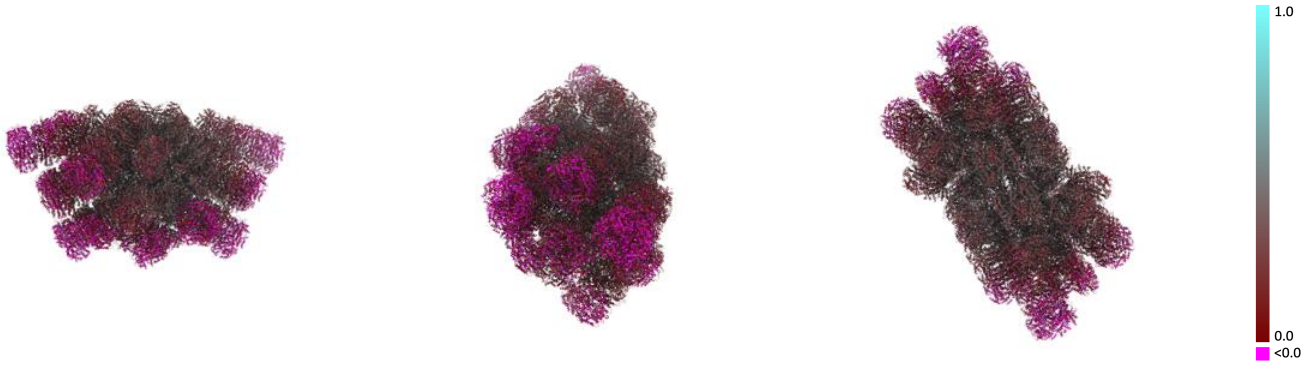

X Y Z

The images above show the model with each residue coloured according its Q-score. This shows their resolvability in the map with higher Q-score values reflecting better resolvability. Please note: Q-score is calculating the resolvability of atoms, and thus high values are only expected at resolutions at which atoms can be resolved. Low Q-score values may therefore be expected for many entries.

9.3 Atom inclusion mapped to coordinate model

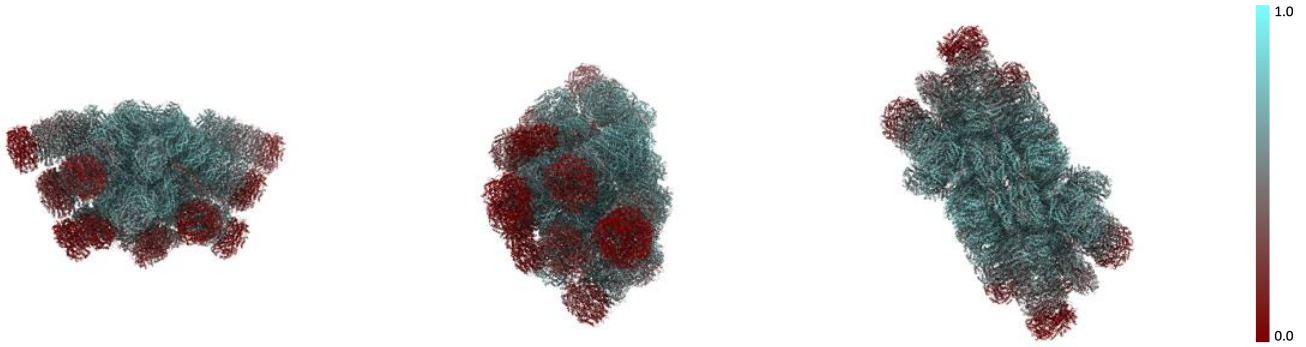

X Y Z

The images above show the model with each residue coloured according to its atom inclusion. This shows to what extent they are inside the map at the recommended contour level (0.018).

9.4 Atom inclusion (i)

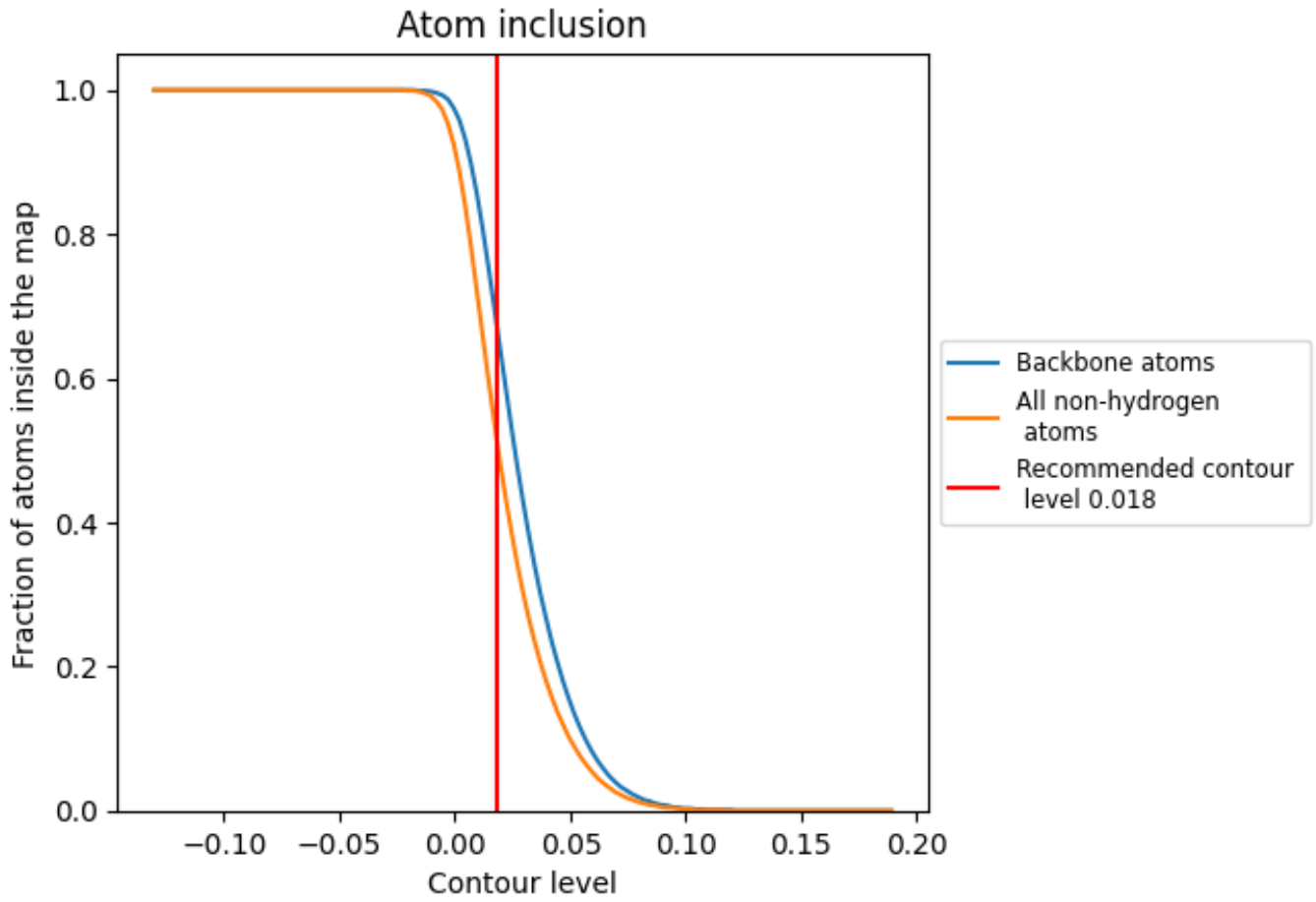

At the recommended contour level, 68% of all backbone atoms, 52% of all non-hydrogen atoms, are inside the map.

9.5 Map-model fit summary

The table lists the average atom inclusion at the recommended contour level (0.018) and Q-score for the entire model and for each chain.

Chain	Atom inclusion	Q-score
All	0.5170	0.2670
14	0.6490	0.3640
24	0.5770	0.3090
34	0.4100	0.1680
44	0.0090	0.0240
A1	0.7170	0.4280
A2	0.6810	0.3670
A3	0.6680	0.2900
A4	0.6660	0.2890
A5	0.4200	0.0860
A6	0.7530	0.4070
A7	0.7290	0.3570
A8	0.5580	0.2010
A9	0.5940	0.2150
B1	0.7160	0.4240
B2	0.6820	0.3640
B3	0.6900	0.3570
B4	0.6900	0.3600
B5	0.3990	0.0980
B6	0.7530	0.4070
B7	0.7400	0.4250
B8	0.6030	0.2390
B9	0.6350	0.3150
C1	0.7210	0.4110
C2	0.5290	0.2810
C3	0.5800	0.2950
C4	0.5760	0.2930
C5	0.4010	0.1240
C6	0.7280	0.3480
C7	0.7750	0.4210
C8	0.5220	0.1490
C9	0.6210	0.2980
D1	0.7250	0.4310
D2	0.1330	0.0990
D3	0.5430	0.2960



Continued on next page...

Continued from previous page...

Chain	Atom inclusion	Q-score
D4	0.5460	0.2950
D5	0.5010	0.1990
D6	0.6920	0.3380
D7	0.7460	0.4110
D8	0.5200	0.1230
D9	0.5800	0.2680
E1	0.7850	0.4420
E2	0.7220	0.3580
E3	0.4890	0.2190
E4	0.4210	0.0850
E5	0.4690	0.1380
E6	0.7290	0.3590
E7	0.7290	0.3480
E8	0.4900	0.1260
E9	0.5500	0.1760
F1	0.7830	0.4410
F2	0.6610	0.3110
F3	0.5130	0.2550
F4	0.4000	0.1010
F5	0.3780	0.0910
F6	0.7340	0.4110
F7	0.6950	0.3420
F8	0.0090	0.0440
F9	0.5530	0.2020
G1	0.7530	0.4290
G2	0.6110	0.2480
G3	0.5240	0.2860
G4	0.4020	0.1230
G5	0.3890	0.0840
G6	0.7350	0.4030
G7	0.6970	0.3130
G8	0.0090	0.0380
G9	0.6100	0.2460
H1	0.7340	0.4300
H2	0.7100	0.3480
H3	0.5790	0.3530
H4	0.5010	0.1960
H5	0.3590	0.0720
H6	0.7300	0.3680
H7	0.7010	0.3580
H8	0.0090	-0.0150
H9	0.5220	0.1490

Continued on next page...

Continued from previous page...

Chain	Atom inclusion	Q-score
I1	0.6900	0.3680
I2	0.7260	0.3870
I3	0.5460	0.3070
I4	0.4670	0.1380
I5	0.4360	0.1130
I6	0.6960	0.3100
I7	0.7560	0.3730
I8	0.0070	0.0330
I9	0.5200	0.1240
J1	0.7080	0.3670
J2	0.7210	0.3980
J3	0.5140	0.2580
J4	0.3760	0.0900
J5	0.4380	0.1200
J6	0.6960	0.3480
J7	0.7260	0.3840
J8	0.0080	0.0450
J9	0.4860	0.1260
K1	0.6800	0.3340
K2	0.7190	0.3960
K3	0.4900	0.2020
K4	0.3860	0.0810
K5	0.0220	0.0450
K6	0.7410	0.3590
K7	0.7400	0.4000
K8	0.0030	0.0270
K9	0.0090	0.0420
L1	0.7420	0.4220
L2	0.7010	0.4000
L3	0.4880	0.2240
L4	0.3600	0.0680
L5	0.0120	0.0250
L6	0.7490	0.4140
L7	0.7360	0.3640
L8	0.0100	0.0280
L9	0.0090	0.0400
M1	0.6950	0.3640
M2	0.6800	0.3340
M3	0.5200	0.2100
M4	0.4340	0.1090
M5	0.0150	0.0160
M6	0.7690	0.3950

Continued on next page...

Continued from previous page...

Chain	Atom inclusion	Q-score
M7	0.7360	0.3880
M8	0.0130	0.0300
M9	0.0100	-0.0150
N1	0.7110	0.4150
N2	0.6320	0.3200
N3	0.5460	0.2700
N4	0.4380	0.1150
N5	0.0070	-0.0030
N6	0.7400	0.3880
N7	0.7400	0.4240
N8	0.0120	0.0060
N9	0.0090	0.0340
O1	0.7530	0.4350
O2	0.6310	0.2770
O3	0.1370	0.0600
O4	0.0190	0.0430
O5	0.0090	0.0340
O6	0.7320	0.3280
O7	0.7690	0.4010
O8	0.0080	0.0020
O9	0.0070	0.0470
P1	0.7240	0.4120
P2	0.6540	0.3440
P3	0.1220	0.0440
P4	0.0130	0.0230
P5	0.0190	0.0340
P6	0.6910	0.3480
P7	0.7420	0.3900
P8	0.0070	-0.0030
P9	0.0040	0.0250
Q1	0.7240	0.3980
Q2	0.7240	0.3630
Q3	0.1500	0.0870
Q4	0.0140	0.0200
Q5	0.0180	0.0260
Q6	0.7340	0.3780
Q7	0.7340	0.3290
Q8	0.0060	0.0020
Q9	0.0120	0.0260
R1	0.7370	0.4180
R2	0.6690	0.3520
R3	0.1680	0.1200

Continued on next page...

Continued from previous page...

Chain	Atom inclusion	Q-score
R4	0.0090	-0.0030
R5	0.0150	0.0220
R6	0.7400	0.4230
R7	0.7000	0.3590
R8	0.7700	0.4470
R9	0.0120	0.0330
S1	0.7160	0.4160
S2	0.6550	0.2820
S3	0.1760	0.1390
S4	0.0090	0.0380
S5	0.0100	0.0300
S6	0.7600	0.4040
S7	0.7010	0.3460
S8	0.7510	0.4250
S9	0.0120	0.0050
T1	0.6810	0.3590
T2	0.6800	0.3410
T3	0.1570	0.0960
T4	0.0190	0.0330
T5	0.0130	-0.0140
T6	0.7340	0.3930
T7	0.7210	0.3620
T8	0.0090	0.0260
T9	0.0100	0.0000
U1	0.6950	0.3500
U2	0.6810	0.3760
U3	0.1400	0.1200
U4	0.0170	0.0300
U5	0.0210	0.0420
U6	0.6900	0.3360
U7	0.7490	0.3580
U8	0.5580	0.2740
U9	0.0090	-0.0050
V1	0.6550	0.3570
V2	0.7170	0.4180
V3	0.1820	0.1960
V4	0.0120	0.0220
V5	0.0150	0.0380
V6	0.7240	0.3620
V7	0.7600	0.4250
V8	0.8030	0.4480
V9	0.0060	0.0000

Continued on next page...

Continued from previous page...

Chain	Atom inclusion	Q-score
W1	0.7370	0.4150
W2	0.7340	0.3960
W3	0.1750	0.1450
W4	0.0100	0.0290
W5	0.6450	0.3620
W6	0.7460	0.3590
W7	0.7620	0.4100
W8	0.7750	0.4410
W9	0.7740	0.4470
X1	0.6840	0.3660
X2	0.6730	0.3670
X3	0.1360	0.1230
X4	0.0120	-0.0150
X5	0.5790	0.3100
X6	0.7530	0.4240
X7	0.7450	0.4010
X8	0.7780	0.4350
X9	0.7510	0.4240
Y1	0.7050	0.3620
Y2	0.6800	0.3130
Y3	0.1350	0.1050
Y4	0.0180	0.0380
Y5	0.4100	0.1670
Y6	0.6990	0.3510
Y7	0.6820	0.3530
Y8	0.7670	0.4360
Y9	0.0090	0.0270
Z1	0.6760	0.3340
Z2	0.6370	0.3050
Z3	0.1360	0.1250
Z4	0.0150	0.0430
Z5	0.0090	0.0240
Z6	0.6450	0.3130
Z7	0.6470	0.3170
Z8	0.7820	0.4440
Z9	0.5640	0.2730
a1	0.7470	0.4240
a2	0.7040	0.4070
a3	0.6820	0.3610
a4	0.5930	0.2500
a5	0.6010	0.2510
a6	0.6500	0.3190

Continued on next page...

Continued from previous page...

Chain	Atom inclusion	Q-score
a7	0.6950	0.3900
a8	0.7120	0.3930
a9	0.7100	0.3960
aA	0.6550	0.3280
aB	0.7000	0.3730
aC	0.6930	0.3420
aD	0.7000	0.3790
aE	0.6750	0.3240
aF	0.6370	0.2940
aG	0.6630	0.2850
aH	0.6370	0.2920
aI	0.6550	0.2890
aJ	0.6540	0.2950
aK	0.2340	0.1630
aL	0.2270	0.1960
aM	0.1960	0.1390
aN	0.1770	0.1400
aO	0.1960	0.1160
aP	0.2130	0.1840
aQ	0.2030	0.0970
aR	0.2080	0.0830
aS	0.1840	0.1000
aT	0.1970	0.0750
aU	0.2050	0.1120
aV	0.2160	0.0990
aW	0.7850	0.4440
aX	0.7810	0.4530
aY	0.6940	0.3780
aZ	0.1790	0.1570
aa	0.8030	0.4500
ab	0.7710	0.4430
ac	0.7770	0.4310
ad	0.7740	0.4360
ae	0.7770	0.4430
af	0.7840	0.4560
ag	0.7750	0.4310
ah	0.7460	0.4100
ai	0.7570	0.4160
aj	0.7350	0.4020
ak	0.8160	0.4520
al	0.7530	0.4360
am	0.6860	0.3410

Continued on next page...

Continued from previous page...

Chain	Atom inclusion	Q-score
an	0.7060	0.3760
ao	0.7100	0.3760
ap	0.7420	0.4240
aq	0.7310	0.3980
ar	0.7240	0.4000
as	0.6870	0.3410
at	0.6950	0.3770
au	0.7290	0.3900
av	0.6930	0.3710
aw	0.6640	0.3100
ax	0.6420	0.3010
ay	0.5260	0.1540
az	0.5810	0.2390
b1	0.7520	0.4280
b2	0.7060	0.4090
b3	0.6800	0.3610
b4	0.7240	0.3970
b5	0.7280	0.3970
b6	0.7020	0.3780
b7	0.6900	0.3960
b8	0.7430	0.4150
b9	0.7420	0.4170
bA	0.6650	0.3320
bB	0.7000	0.3830
bC	0.6990	0.3440
bD	0.7010	0.3820
bE	0.6800	0.3260
bF	0.6420	0.2940
bG	0.6680	0.2970
bH	0.6450	0.2940
bI	0.6530	0.2930
bJ	0.6520	0.2980
bK	0.2340	0.1630
bL	0.2300	0.1990
bM	0.2030	0.1480
bN	0.1830	0.1420
bO	0.1970	0.1230
bP	0.2150	0.1830
bQ	0.2000	0.1000
bR	0.2100	0.0800
bS	0.1860	0.0950
bT	0.2040	0.0770

Continued on next page...

Continued from previous page...

Chain	Atom inclusion	Q-score
bU	0.2070	0.1120
bV	0.2150	0.0990
bW	0.7840	0.4460
bX	0.7840	0.4570
bY	0.6870	0.3770
bZ	0.1760	0.1540
ba	0.7740	0.4430
bb	0.7510	0.3980
bc	0.7750	0.4330
bd	0.7850	0.4410
be	0.8060	0.4550
bf	0.7770	0.4430
bg	0.7840	0.4350
bh	0.7630	0.4330
bi	0.7690	0.4290
bj	0.7490	0.4300
bk	0.7900	0.4420
bl	0.7690	0.4400
bm	0.7470	0.4110
bn	0.7460	0.4180
bo	0.7510	0.4160
bp	0.7390	0.4110
bq	0.7540	0.4370
br	0.7340	0.4070
bs	0.7220	0.3800
bt	0.7370	0.3960
bu	0.7390	0.4030
bv	0.7450	0.4090
bw	0.7360	0.3910
bx	0.7410	0.3970
by	0.6920	0.3470
bz	0.6740	0.3560
c1	0.7320	0.4290
c2	0.7460	0.4560
c3	0.5280	0.2800
c4	0.6620	0.3130
c5	0.6600	0.3160
c6	0.6900	0.3860
c7	0.6440	0.3130
c8	0.6780	0.3860
c9	0.6730	0.3870
cA	0.5640	0.2890

Continued on next page...

Continued from previous page...

Chain	Atom inclusion	Q-score
cB	0.4370	0.1770
cC	0.4350	0.1460
cD	0.3680	0.1130
cE	0.4480	0.2060
cF	0.4110	0.1600
cG	0.4630	0.1880
cH	0.6190	0.3500
cI	0.5850	0.3280
cJ	0.5390	0.2860
cK	0.4890	0.2260
cL	0.5200	0.2740
cM	0.5330	0.2750
cN	0.6180	0.3430
cO	0.4400	0.1750
cP	0.4380	0.1980
cQ	0.4120	0.1570
cR	0.5220	0.2720
cS	0.4870	0.2190
cT	0.4640	0.1840
cU	0.5920	0.3260
cV	0.4270	0.1370
cW	0.5630	0.2840
cX	0.3670	0.1130
cY	0.1660	0.0850
cZ	0.2350	0.1050
ca	0.7780	0.4460
cb	0.7480	0.4030
cc	0.7820	0.4410
cd	0.7790	0.4410
ce	0.8070	0.4590
cf	0.7720	0.4420
cg	0.7820	0.4370
ch	0.7650	0.4360
ci	0.7730	0.4290
cj	0.7490	0.4330
ck	0.7820	0.4480
cl	0.7660	0.4450
cm	0.7450	0.4180
cn	0.7530	0.4290
co	0.7460	0.4090
cp	0.7400	0.4100
cq	0.7520	0.4400

Continued on next page...

Continued from previous page...

Chain	Atom inclusion	Q-score
cr	0.7350	0.4040
cs	0.7210	0.3860
ct	0.7370	0.3990
cu	0.7460	0.4090
cv	0.7400	0.4110
cw	0.7350	0.3880
cx	0.7460	0.3990
cy	0.6930	0.3480
cz	0.6770	0.3610
d1	0.7150	0.4170
d2	0.7550	0.4570
d3	0.1340	0.0960
d4	0.5820	0.2310
d5	0.5800	0.2320
d6	0.6790	0.3730
d7	0.6600	0.3290
d8	0.5540	0.2950
d9	0.5530	0.3010
dA	0.7240	0.3860
dB	0.7160	0.3850
dC	0.6800	0.3030
dD	0.7150	0.3750
dE	0.6970	0.3370
dF	0.6560	0.3090
dG	0.7000	0.3180
dH	0.7050	0.3750
dI	0.7350	0.3930
dJ	0.7540	0.4090
dK	0.7480	0.4190
dL	0.7090	0.3880
dM	0.7320	0.3920
dN	0.7450	0.4170
dO	0.7280	0.3830
dP	0.7170	0.3710
dQ	0.6820	0.3060
dR	0.7110	0.3750
dS	0.6960	0.3320
dT	0.6560	0.3080
dU	0.6990	0.3210
dV	0.7080	0.3780
dW	0.7530	0.4080
dX	0.7200	0.3880

Continued on next page...

Continued from previous page...

Chain	Atom inclusion	Q-score
dY	0.5600	0.1930
dZ	0.6550	0.3000
da	0.1770	0.0330
db	0.1740	0.0670
dc	0.2180	0.0660
dd	0.1990	0.0690
de	0.1690	0.0570
df	0.1610	0.0720
dg	0.1850	0.0350
dh	0.1900	0.0870
di	0.2030	0.0810
dj	0.2510	0.1360
dk	0.1690	0.0540
dl	0.2000	0.0740
dm	0.2240	0.0690
dn	0.2000	0.0830
do	0.1780	0.0320
dp	0.1650	0.0700
dq	0.1720	0.0560
dr	0.1840	0.0850
ds	0.1800	0.0390
dt	0.2500	0.1360
du	0.2260	0.0970
dv	0.1710	0.0880
dw	0.1820	0.1010
dx	0.1820	0.0950
dy	0.5190	0.2940
dz	0.5210	0.2920
e1	0.7580	0.4370
e2	0.4900	0.2200
e3	0.7200	0.3580
e4	0.5930	0.2740
e5	0.5890	0.2670
e6	0.6470	0.3190
e7	0.7190	0.3940
e8	0.1170	0.0980
e9	0.1180	0.0960
eA	0.5910	0.2610
eB	0.6510	0.3270
eC	0.6480	0.3500
eD	0.6360	0.3740
eE	0.6150	0.3030

Continued on next page...

Continued from previous page...

Chain	Atom inclusion	Q-score
eF	0.6060	0.3050
eG	0.5910	0.2400
eH	0.6060	0.2720
eI	0.6340	0.3250
eJ	0.6450	0.3150
eK	0.6150	0.2730
eL	0.5850	0.2240
eM	0.6190	0.3030
eN	0.6130	0.3020
eO	0.5940	0.2650
eP	0.6490	0.3250
eQ	0.6500	0.3500
eR	0.6390	0.3690
eS	0.6310	0.3220
eT	0.6420	0.3100
eU	0.6060	0.2720
eV	0.5830	0.2210
eW	0.5940	0.2400
eX	0.6120	0.2720
eY	0.6380	0.3270
eZ	0.6380	0.3290
ea	0.5740	0.1940
eb	0.6190	0.3000
ec	0.6160	0.2430
ed	0.5800	0.2190
ee	0.5860	0.2820
ef	0.6280	0.3070
eg	0.6450	0.3590
eh	0.6310	0.2910
ei	0.6090	0.2480
ej	0.5530	0.1890
ek	0.6480	0.2970
el	0.6170	0.2920
em	0.5880	0.2190
en	0.5830	0.2810
eo	0.6220	0.3020
ep	0.6420	0.3580
eq	0.6310	0.2890
er	0.6120	0.2520
es	0.5550	0.1920
et	0.5640	0.1930
eu	0.5710	0.1910

Continued on next page...

Continued from previous page...

Chain	Atom inclusion	Q-score
ev	0.6090	0.2440
ew	0.7330	0.4120
ex	0.7360	0.4070
ey	0.6070	0.3050
ez	0.6100	0.3040
f1	0.7230	0.4140
f2	0.5100	0.2550
f3	0.6600	0.3120
f4	0.6570	0.3570
f5	0.6580	0.3570
f6	0.6380	0.2700
f7	0.7000	0.3520
f8	0.1550	0.0930
f9	0.7840	0.4540
fa	0.1370	0.1770
fb	0.1010	0.1440
fc	0.0910	0.1070
fd	0.1180	0.1060
fe	0.0490	0.0490
ff	0.0610	0.0840
fg	0.0750	0.0840
fh	0.0890	0.0620
fi	0.0740	0.0470
fj	0.0850	0.1040
fk	0.0690	0.0440
fl	0.1020	0.0720
fm	0.0510	0.0590
fn	0.0490	0.0470
fo	0.0640	0.0880
fp	0.0800	0.0870
fq	0.0720	0.0530
fr	0.0660	0.0410
fs	0.0500	0.0530
ft	0.0860	0.0650
fu	0.0850	0.0940
fv	0.1010	0.0640
fw	0.1340	0.1760
fx	0.1030	0.1450
fy	0.0900	0.1000
fz	0.1230	0.0990
g1	0.7220	0.3980
g2	0.5250	0.2870

Continued on next page...

Continued from previous page...

Chain	Atom inclusion	Q-score
g3	0.6120	0.2430
g4	0.6960	0.4030
g5	0.6910	0.4070
g6	0.6800	0.3510
g7	0.6410	0.2720
g8	0.1690	0.1900
g9	0.7790	0.4310
ga	0.7480	0.4310
gb	0.7660	0.4030
gc	0.7660	0.4340
gd	0.7740	0.4400
ge	0.7590	0.4110
gf	0.7620	0.4260
gg	0.7320	0.3990
gh	0.7190	0.3450
gi	0.7480	0.3810
gj	0.7260	0.3570
gk	0.7030	0.3680
gl	0.7020	0.3660
gm	0.7680	0.4350
gn	0.7360	0.3970
go	0.7170	0.3470
gp	0.7490	0.3750
gq	0.7500	0.3950
gr	0.7750	0.4390
gs	0.7650	0.4360
gt	0.7550	0.4130
gu	0.7290	0.3590
gv	0.7010	0.3650
gw	0.7040	0.3660
gx	0.7420	0.4290
gy	0.7240	0.4100
gz	0.7220	0.4080
h1	0.6890	0.3650
h2	0.5800	0.3550
h3	0.7090	0.3450
h4	0.5720	0.2440
h5	0.5780	0.2400
h6	0.7090	0.3620
h7	0.6610	0.3340
h8	0.1080	0.0660
h9	0.7400	0.4110

Continued on next page...

Continued from previous page...

Chain	Atom inclusion	Q-score
hA	0.0880	0.1000
hB	0.1050	0.1400
hC	0.0840	0.0930
hD	0.0960	0.1240
hE	0.0790	0.0790
hF	0.0920	0.0780
hG	0.0970	0.0630
hH	0.0880	0.1300
hI	0.0720	0.0650
hJ	0.0720	0.0650
hK	0.0760	0.0800
hL	0.0850	0.0470
hM	0.0690	0.0820
hN	0.0810	0.0460
hO	0.0810	0.0830
hP	0.0880	0.0580
hQ	0.0740	0.0620
hR	0.0730	0.0640
hS	0.0790	0.0880
hT	0.0940	0.1220
hU	0.0910	0.0810
hV	0.0860	0.1280
hW	0.0880	0.0980
hX	0.1070	0.1350
hY	0.0810	0.0850
hZ	0.0830	0.0820
i1	0.7370	0.4190
i2	0.5460	0.3090
i3	0.7270	0.3890
i4	0.5940	0.2610
i5	0.5900	0.2600
i6	0.6600	0.3250
i7	0.6880	0.3140
i8	0.1110	0.0480
i9	0.7650	0.4120
iA	0.7690	0.4400
iB	0.7740	0.4370
iC	0.7190	0.4050
iD	0.7350	0.4170
iE	0.7250	0.3940
iF	0.6880	0.3560
iG	0.6110	0.3350

Continued on next page...

Continued from previous page...

Chain	Atom inclusion	Q-score
iH	0.6170	0.3340
j1	0.7150	0.4200
j2	0.5050	0.2590
j3	0.7260	0.4060
j4	0.6510	0.3510
j5	0.6510	0.3490
j6	0.6830	0.3150
j7	0.7050	0.3850
j8	0.1320	0.1010
j9	0.7340	0.3990
jI	0.5240	0.3390
jJ	0.5180	0.3390
jK	0.5750	0.3070
jL	0.5740	0.3070
jM	0.5140	0.2330
jN	0.5160	0.2360
jO	0.5820	0.2590
jP	0.5750	0.2550
k1	0.6850	0.3560
k2	0.4860	0.2050
k3	0.7180	0.4010
k4	0.7230	0.4160
k5	0.7240	0.4200
k6	0.5500	0.2420
k7	0.5630	0.2700
k8	0.1520	0.1270
k9	0.8160	0.4530
kQ	0.3210	0.2690
kR	0.3170	0.2710
kS	0.3300	0.2830
kT	0.3360	0.2930
kU	0.3400	0.2970
kV	0.3380	0.2950
kW	0.3570	0.3170
kX	0.3610	0.3210
ka	0.7700	0.4330
kb	0.7680	0.4290
l1	0.6950	0.3520
l2	0.4870	0.2240
l3	0.7030	0.4010
l4	0.6180	0.3480
l5	0.6210	0.3450

Continued on next page...

Continued from previous page...

Chain	Atom inclusion	Q-score
l6	0.5280	0.2200
l7	0.5500	0.2820
l8	0.1410	0.1200
l9	0.7510	0.4310
la	0.5830	0.2910
lb	0.5220	0.2240
lc	0.4150	0.0800
ld	0.4150	0.1040
le	0.4610	0.1330
lf	0.5450	0.2420
lg	0.5180	0.2180
lh	0.4810	0.1680
li	0.4110	0.0810
lj	0.4160	0.1000
lk	0.4900	0.1710
ll	0.5190	0.2270
lm	0.4100	0.0830
ln	0.4130	0.1080
lo	0.4570	0.1330
lp	0.5480	0.2420
lq	0.5790	0.2880
lr	0.5270	0.2160
ls	0.4890	0.1660
lt	0.5190	0.2230
lu	0.5120	0.2130
lv	0.4720	0.1700
lw	0.4170	0.0790
lx	0.4190	0.0950
ly	0.4600	0.1860
lz	0.4720	0.1910
m1	0.6510	0.3540
m2	0.5200	0.2150
m3	0.6720	0.3350
m4	0.6420	0.3350
m5	0.6380	0.3370
m6	0.5310	0.1920
m7	0.5530	0.2500
m8	0.1090	0.0390
m9	0.6860	0.3430
n1	0.7420	0.4160
n2	0.5480	0.2660
n3	0.6350	0.3230

Continued on next page...

Continued from previous page...

Chain	Atom inclusion	Q-score
n4	0.5980	0.2870
n5	0.6030	0.2850
n6	0.4980	0.2130
n7	0.5330	0.2220
n8	0.1330	0.0860
n9	0.7140	0.3750
o1	0.7840	0.4340
o2	0.1380	0.0610
o3	0.6390	0.2750
o4	0.5070	0.1740
o5	0.5100	0.1780
o6	0.5620	0.2700
o7	0.5330	0.1950
o8	0.1270	0.0810
o9	0.7120	0.3700
p1	0.7880	0.4450
p2	0.1200	0.0450
p3	0.6540	0.3510
p4	0.5530	0.2190
p5	0.5510	0.2130
p6	0.5560	0.2810
p7	0.5010	0.2110
p8	0.1490	0.1430
p9	0.7300	0.4140
q1	0.8060	0.4510
q2	0.1530	0.0870
q3	0.7140	0.3640
q4	0.5640	0.2540
q5	0.5630	0.2540
q6	0.5440	0.2750
q7	0.5390	0.2550
q8	0.1300	0.0800
q9	0.7260	0.3970
r1	0.8010	0.4530
r2	0.1740	0.1250
r3	0.6720	0.3510
r4	0.6430	0.3540
r5	0.6420	0.3560
r6	0.6180	0.3440
r7	0.5510	0.2560
r8	0.1180	0.0610
r9	0.7200	0.4020

Continued on next page...

Continued from previous page...

Chain	Atom inclusion	Q-score
s1	0.7900	0.4480
s2	0.1850	0.1450
s3	0.6590	0.2830
s4	0.6240	0.3130
s5	0.6230	0.3180
s6	0.5390	0.2560
s7	0.5450	0.2100
s8	0.1400	0.1260
s9	0.6870	0.3370
t1	0.7870	0.4540
t2	0.1560	0.0950
t3	0.6800	0.3420
t4	0.5010	0.2200
t5	0.5020	0.2200
t6	0.5510	0.2550
t7	0.6030	0.3030
t8	0.1180	0.0460
t9	0.6900	0.3760
u1	0.7850	0.4330
u2	0.1390	0.1190
u3	0.6820	0.3740
u4	0.4760	0.1470
u5	0.4740	0.1450
u6	0.5440	0.2090
u7	0.6010	0.3090
u8	0.1550	0.1410
u9	0.7290	0.3890
v1	0.7920	0.4500
v2	0.1760	0.1980
v3	0.7160	0.4140
v4	0.4920	0.1890
v5	0.4910	0.1880
v6	0.5740	0.2910
v7	0.6190	0.3440
v8	0.5950	0.2140
v9	0.6900	0.3660
w1	0.8040	0.4430
w2	0.1820	0.1450
w3	0.7360	0.3980
w4	0.5330	0.2030
w5	0.5360	0.2050
w6	0.1330	0.0830

Continued on next page...

Continued from previous page...

Chain	Atom inclusion	Q-score
w7	0.1420	0.1030
w8	0.6250	0.3060
w9	0.6630	0.3030
x1	0.8020	0.4540
x2	0.1360	0.1220
x3	0.6800	0.3710
x4	0.5690	0.2840
x5	0.5730	0.2870
x6	0.1390	0.0810
x7	0.1270	0.0520
x8	0.6190	0.2980
x9	0.6440	0.3050
y1	0.7860	0.4460
y2	0.1440	0.1060
y3	0.6760	0.3140
y4	0.5120	0.2170
y5	0.5160	0.2160
y6	0.1190	0.0500
y7	0.1600	0.1110
y8	0.5800	0.2750
y9	0.5220	0.1520
z1	0.7850	0.4540
z2	0.1460	0.1260
z3	0.6450	0.3050
z4	0.4680	0.1890
z5	0.4780	0.1910
z6	0.1530	0.1380
z7	0.1640	0.1880
z8	0.5430	0.1720
z9	0.5770	0.2430