



## Full wwPDB EM Validation Report ⓘ

Mar 8, 2026 – 01:45 PM UTC

PDB ID : 9LJ8 / pdb\_00009lj8  
EMDB ID : EMD-63137  
Title : Tail structure of bacteriophage Mu in contracted state  
Authors : Liu, H.R.; Zhou, J.Q.  
Deposited on : 2025-01-14  
Resolution : 3.80 Å (reported)

This is a Full wwPDB EM Validation Report for a publicly released PDB entry.

We welcome your comments at [validation@mail.wwpdb.org](mailto:validation@mail.wwpdb.org)

A user guide is available at

<https://www.wwpdb.org/validation/2017/EMValidationReportHelp>

with specific help available everywhere you see the ⓘ symbol.

The types of validation reports are described at

<http://www.wwpdb.org/validation/2017/FAQs#types>.

---

The following versions of software and data (see [references ⓘ](#)) were used in the production of this report:

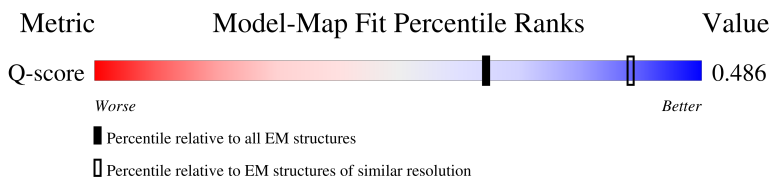
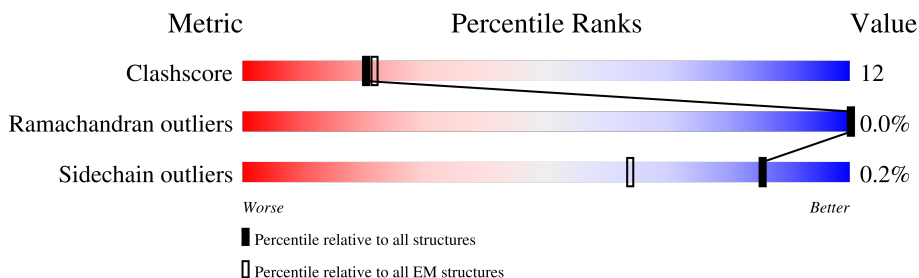
EMDB validation analysis : 0.0.1.dev132  
MolProbity : 4-5-2 with Phenix2.0  
Percentile statistics : 20250101.v01 (using entries in the PDB archive January 1st 2025)  
EM percentile statistics : 202505.v01 (Using data in the EMDB archive up until May 2025)  
MapQ : 1.9.13  
Ideal geometry (proteins) : Engh & Huber (2001)  
Ideal geometry (DNA, RNA) : Parkinson et al. (1996)  
Validation Pipeline (wwPDB-VP) : 2.49

# 1 Overall quality at a glance i

The following experimental techniques were used to determine the structure:  
*ELECTRON MICROSCOPY*

The reported resolution of this entry is 3.80 Å.

Percentile scores (ranging between 0-100) for global validation metrics of the entry are shown in the following graphic. The table shows the number of entries on which the scores are based.



Metric	Whole archive (#Entries)	EM structures (#Entries)	Similar EM resolution (#Entries, resolution range(Å))
Clashscore	229148	23984	-
Ramachandran outliers	224038	23583	-
Sidechain outliers	223484	23102	-
Q-score	-	25397	10198 ( 3.30 - 4.30 )

The table below summarises the geometric issues observed across the polymeric chains and their fit to the map. The red, orange, yellow and green segments of the bar indicate the fraction of residues that contain outliers for  $\geq 3$ , 2, 1 and 0 types of geometric quality criteria respectively. A grey segment represents the fraction of residues that are not modelled. The numeric value for each fraction is indicated below the corresponding segment, with a dot representing fractions  $\leq 5\%$ . The upper red bar (where present) indicates the fraction of residues that have poor fit to the EM map (all-atom inclusion  $< 40\%$ ). The numeric value is given above the bar.

Mol	Chain	Length	Quality of chain
1	A	182	
1	B	182	
1	C	182	
1	D	182	


Continued on next page...

Continued from previous page...

Mol	Chain	Length	Quality of chain	
1	E	182	7%	64% 32%
1	F	182	8%	63% 34%
2	S	118	13%	60% 38%
2	T	118	7%	70% 28%
2	U	118	12%	66% 32%
2	V	118	8%	68% 31%
2	W	118	7%	68% 31%
2	X	118	11%	71% 27%
2	Y	118	14%	69% 30%
2	Z	118	12%	78% 20%
2	a	118	8%	71% 27%
2	b	118	13%	61% 37%
2	c	118	14%	69% 29%
2	d	118	14%	75% 22%
3	G	495	18%	71% 29%
3	H	495	16%	77% 23%
3	I	495	17%	77% 23%
3	J	495	16%	77% 22%
3	K	495	16%	77% 23%
3	L	495	17%	77% 22%
3	M	495	16%	76% 23%
3	N	495	18%	75% 24%
3	O	495	17%	72% 27%
3	P	495	18%	69% 30%
3	Q	495	19%	76% 23%

Continued on next page...

*Continued from previous page...*

Mol	Chain	Length	Quality of chain
3	R	495	 <p>A horizontal bar chart representing the quality of chain. The bar is divided into three segments: a red segment on the left labeled '17%', a green segment in the middle labeled '73%', and a yellow segment on the right labeled '26%'. The segments are stacked horizontally, with the red segment starting from the left edge of the bar, followed by the green segment, and the yellow segment ending at the right edge.</p>

## 2 Entry composition [i](#)

There are 3 unique types of molecules in this entry. The entry contains 63696 atoms, of which 0 are hydrogens and 0 are deuteriums.

In the tables below, the AltConf column contains the number of residues with at least one atom in alternate conformation and the Trace column contains the number of residues modelled with at most 2 atoms.

- Molecule 1 is a protein called Probable tail terminator protein.

Mol	Chain	Residues	Atoms					AltConf	Trace
			Total	C	N	O	S		
1	A	176	1402	890	246	261	5	0	0
1	B	176	1402	890	246	261	5	0	0
1	C	176	1402	890	246	261	5	0	0
1	D	176	1402	890	246	261	5	0	0
1	E	176	1402	890	246	261	5	0	0
1	F	176	1402	890	246	261	5	0	0

- Molecule 2 is a protein called Tail tube protein.

Mol	Chain	Residues	Atoms					AltConf	Trace
			Total	C	N	O	S		
2	a	116	885	552	155	173	5	0	0
2	S	116	885	552	155	173	5	0	0
2	T	116	885	552	155	173	5	0	0
2	U	116	885	552	155	173	5	0	0
2	V	116	885	552	155	173	5	0	0
2	W	116	885	552	155	173	5	0	0
2	X	116	885	552	155	173	5	0	0
2	Y	116	885	552	155	173	5	0	0
2	Z	116	885	552	155	173	5	0	0

*Continued on next page...*

*Continued from previous page...*

Mol	Chain	Residues	Atoms					AltConf	Trace
2	b	116	Total	C	N	O	S	0	0
			885	552	155	173	5		
2	c	116	Total	C	N	O	S	0	0
			885	552	155	173	5		
2	d	116	Total	C	N	O	S	0	0
			885	552	155	173	5		

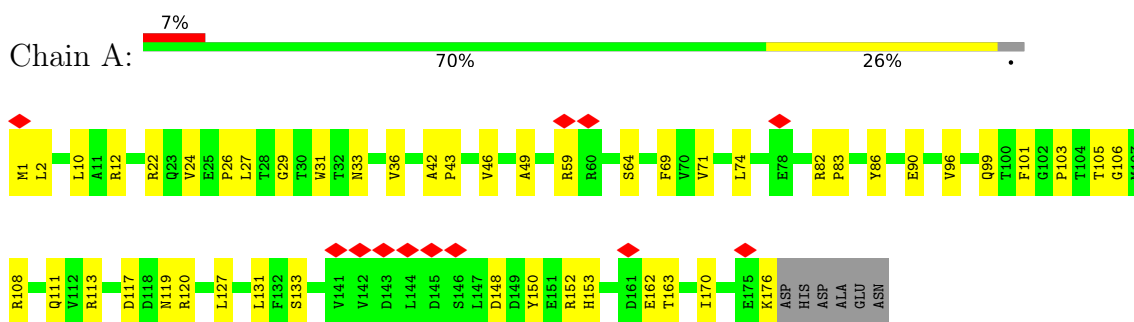
- Molecule 3 is a protein called Tail sheath protein.

Mol	Chain	Residues	Atoms					AltConf	Trace
3	M	493	Total	C	N	O	S	0	0
			3722	2343	638	727	14		
3	G	493	Total	C	N	O	S	0	0
			3722	2343	638	727	14		
3	H	493	Total	C	N	O	S	0	0
			3722	2343	638	727	14		
3	I	493	Total	C	N	O	S	0	0
			3722	2343	638	727	14		
3	J	493	Total	C	N	O	S	0	0
			3722	2343	638	727	14		
3	K	493	Total	C	N	O	S	0	0
			3722	2343	638	727	14		
3	L	493	Total	C	N	O	S	0	0
			3722	2343	638	727	14		
3	N	493	Total	C	N	O	S	0	0
			3722	2343	638	727	14		
3	O	493	Total	C	N	O	S	0	0
			3722	2343	638	727	14		
3	P	493	Total	C	N	O	S	0	0
			3722	2343	638	727	14		
3	Q	493	Total	C	N	O	S	0	0
			3722	2343	638	727	14		
3	R	493	Total	C	N	O	S	0	0
			3722	2343	638	727	14		

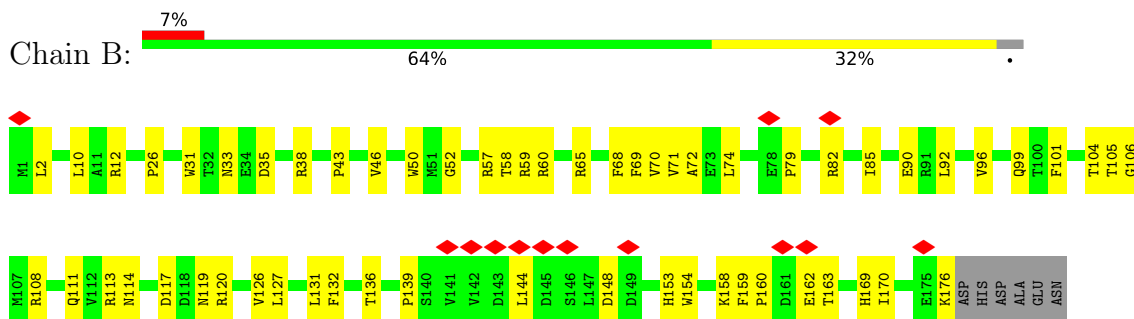
### 3 Residue-property plots

These plots are drawn for all protein, RNA, DNA and oligosaccharide chains in the entry. The first graphic for a chain summarises the proportions of the various outlier classes displayed in the second graphic. The second graphic shows the sequence view annotated by issues in geometry and atom inclusion in map density. Residues are color-coded according to the number of geometric quality criteria for which they contain at least one outlier: green = 0, yellow = 1, orange = 2 and red = 3 or more. A red diamond above a residue indicates a poor fit to the EM map for this residue (all-atom inclusion < 40%). Stretches of 2 or more consecutive residues without any outlier are shown as a green connector. Residues present in the sample, but not in the model, are shown in grey.

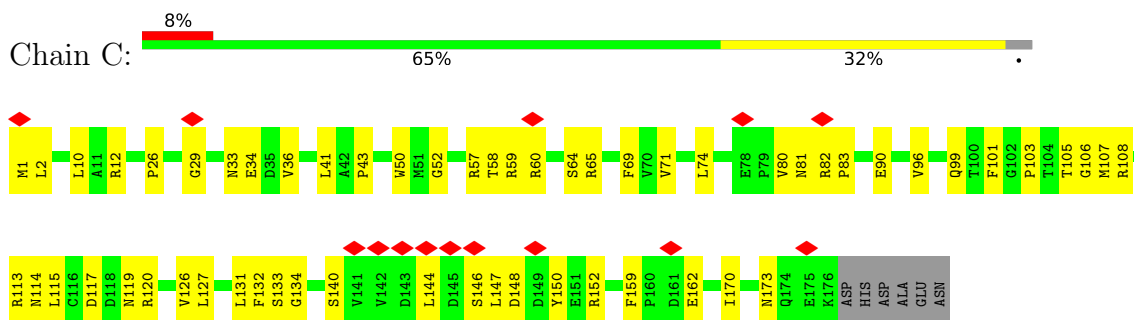
- Molecule 1: Probable tail terminator protein



- Molecule 1: Probable tail terminator protein

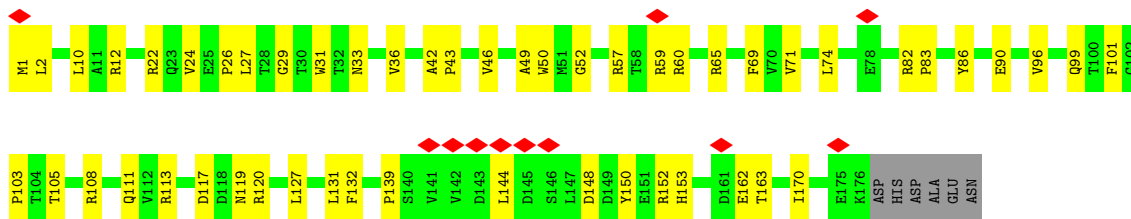


- Molecule 1: Probable tail terminator protein

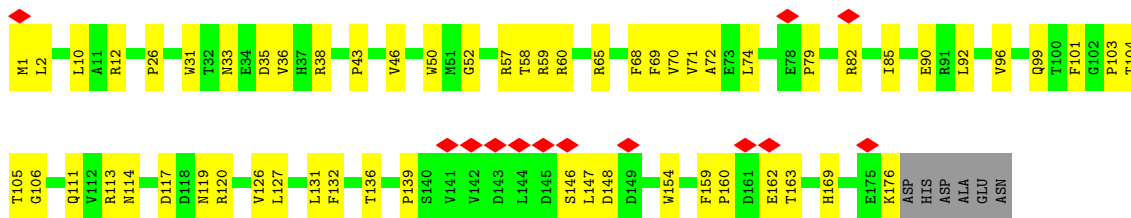


- Molecule 1: Probable tail terminator protein

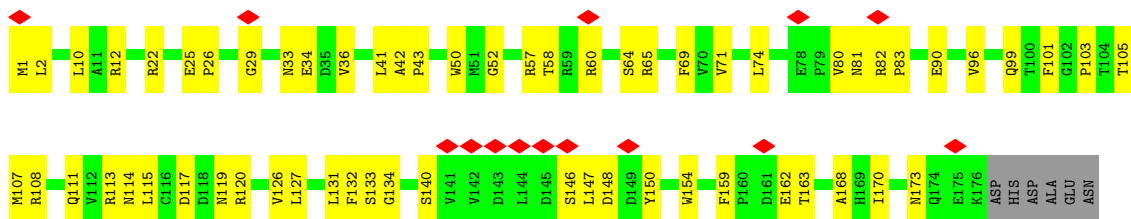




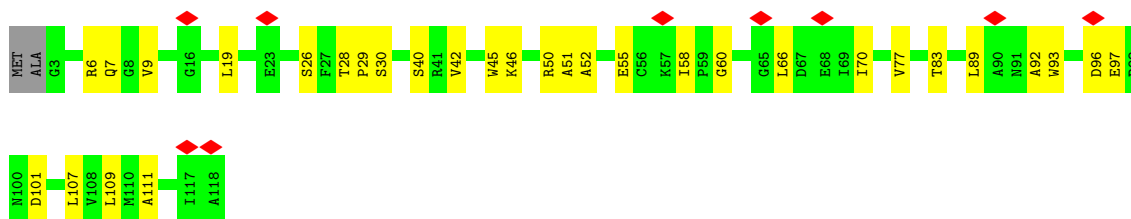
• Molecule 1: Probable tail terminator protein



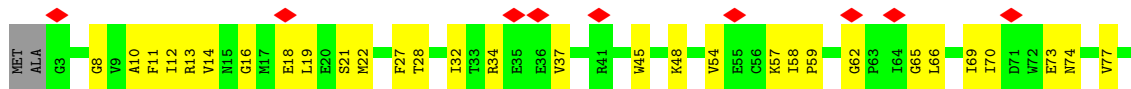
• Molecule 1: Probable tail terminator protein

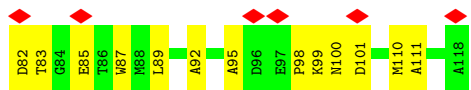


• Molecule 2: Tail tube protein



• Molecule 2: Tail tube protein

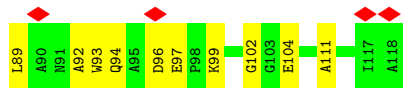
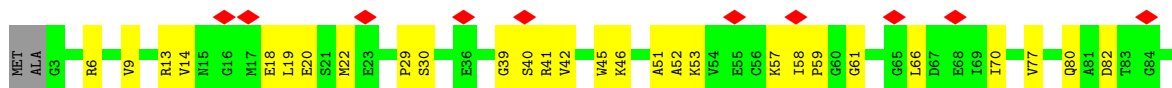




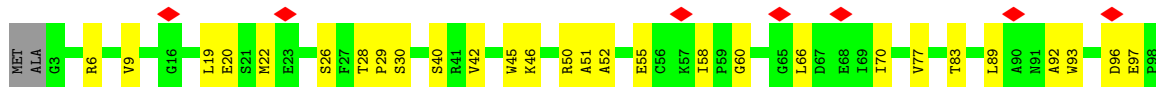
• Molecule 2: Tail tube protein



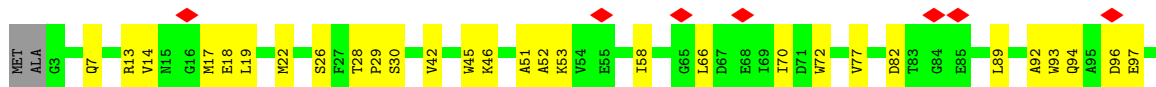
• Molecule 2: Tail tube protein



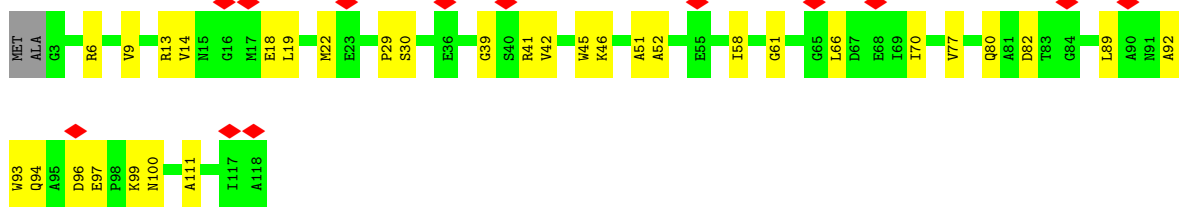
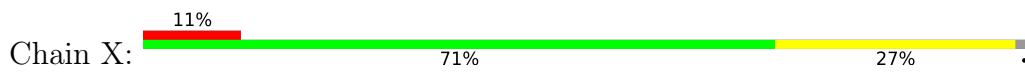
• Molecule 2: Tail tube protein



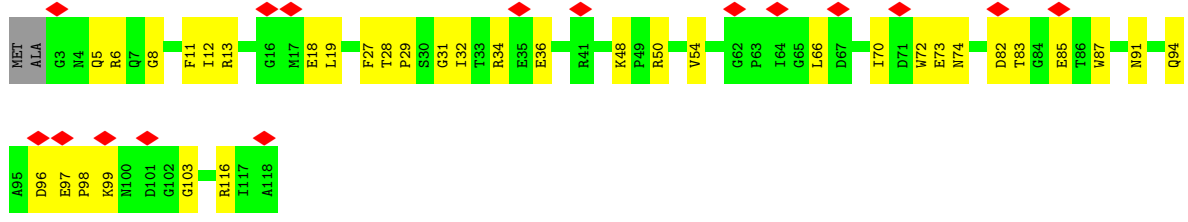
• Molecule 2: Tail tube protein



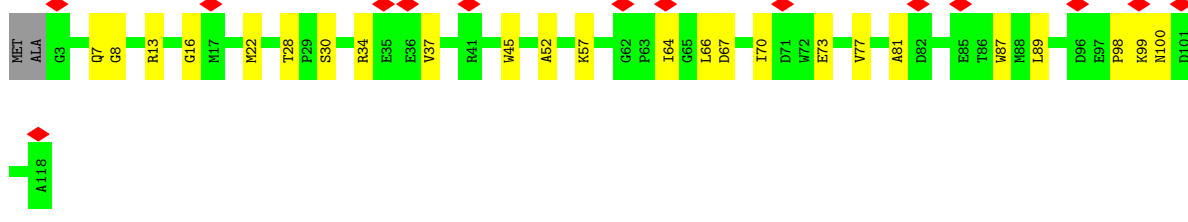
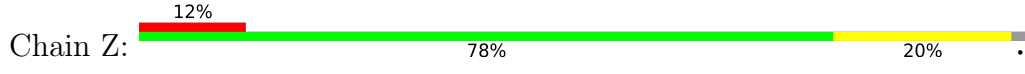
• Molecule 2: Tail tube protein



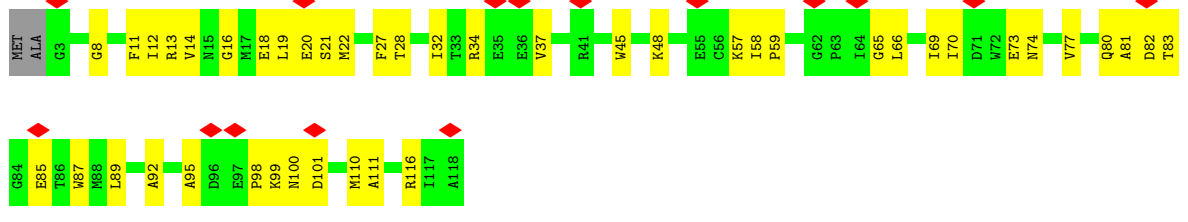
• Molecule 2: Tail tube protein



• Molecule 2: Tail tube protein

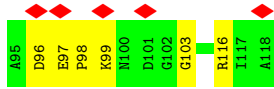


• Molecule 2: Tail tube protein

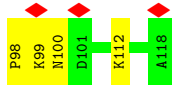
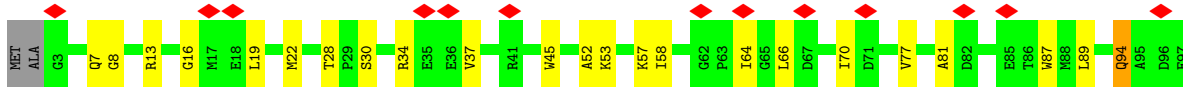
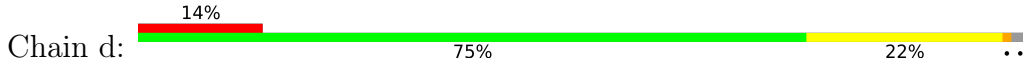


• Molecule 2: Tail tube protein

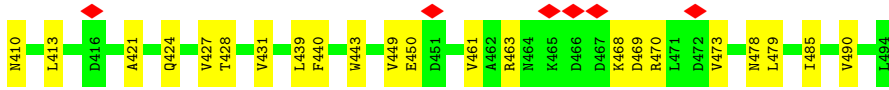
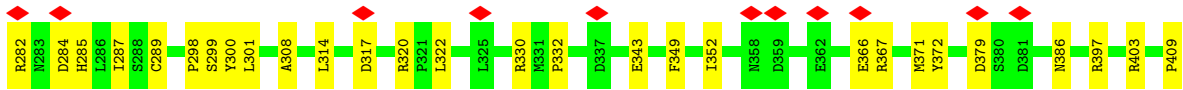
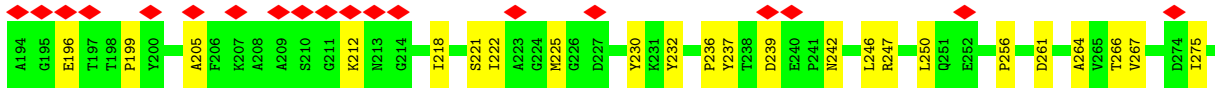
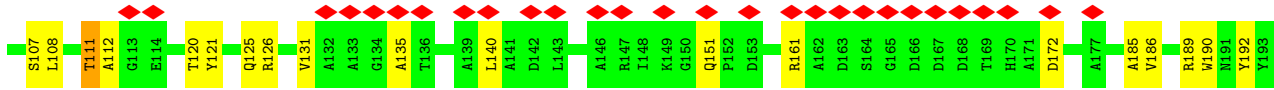
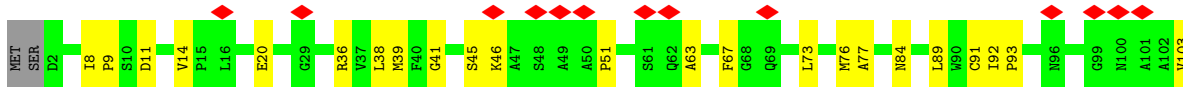
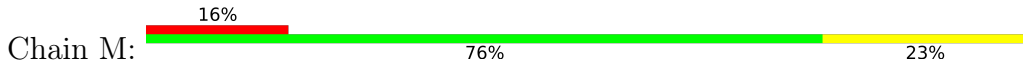




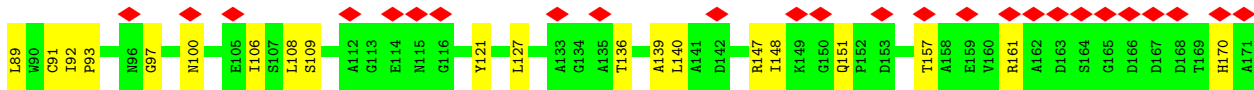
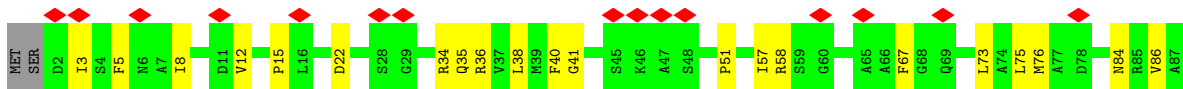
• Molecule 2: Tail tube protein



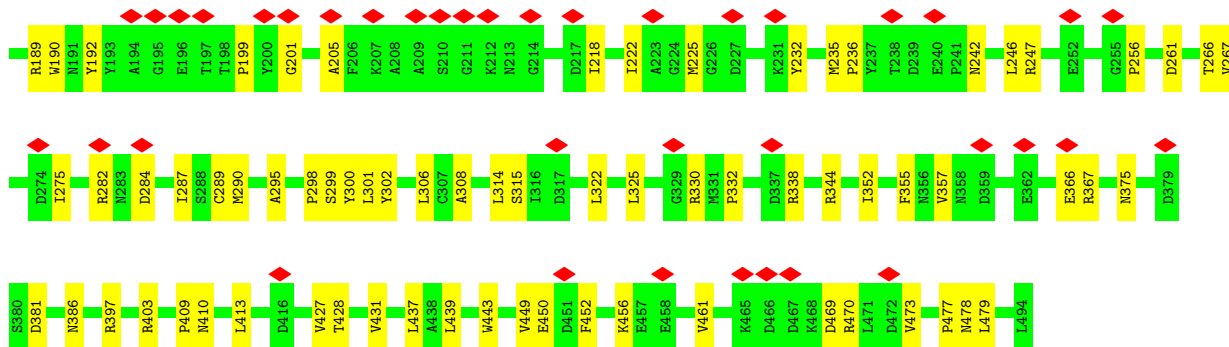
• Molecule 3: Tail sheath protein



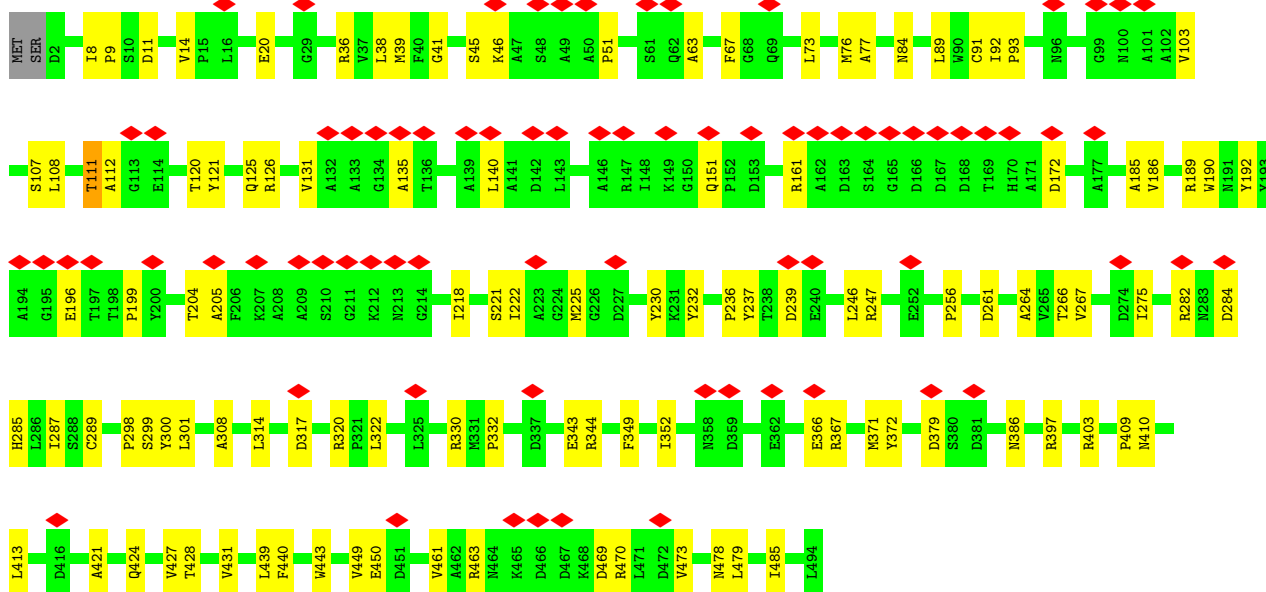
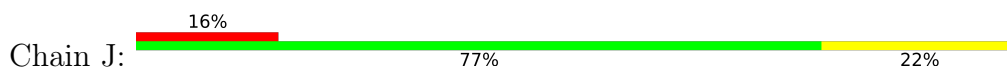
• Molecule 3: Tail sheath protein



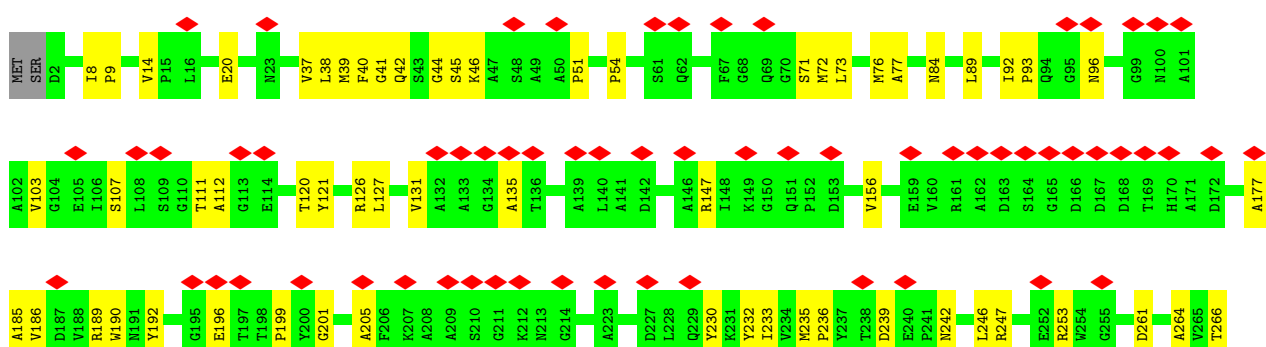
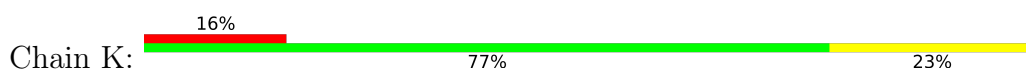


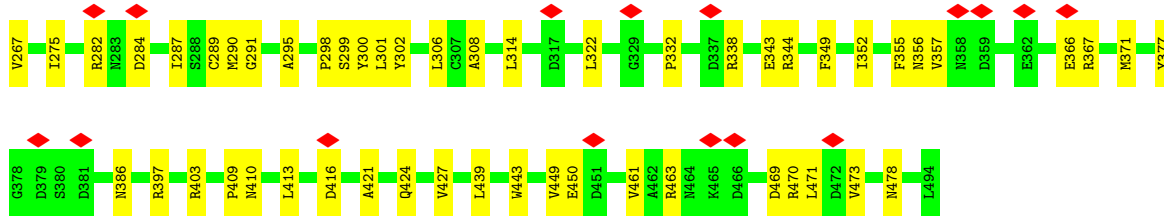


• Molecule 3: Tail sheath protein

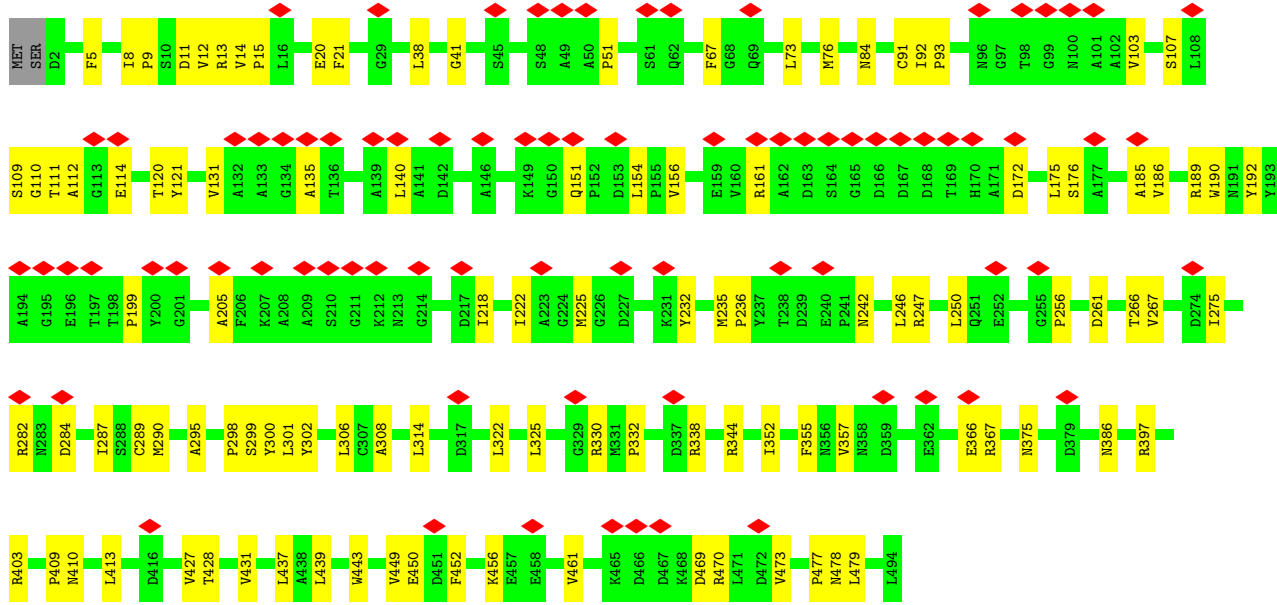
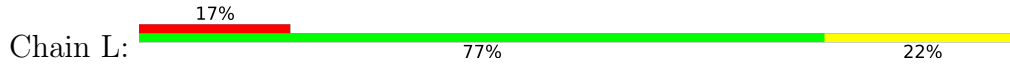


• Molecule 3: Tail sheath protein

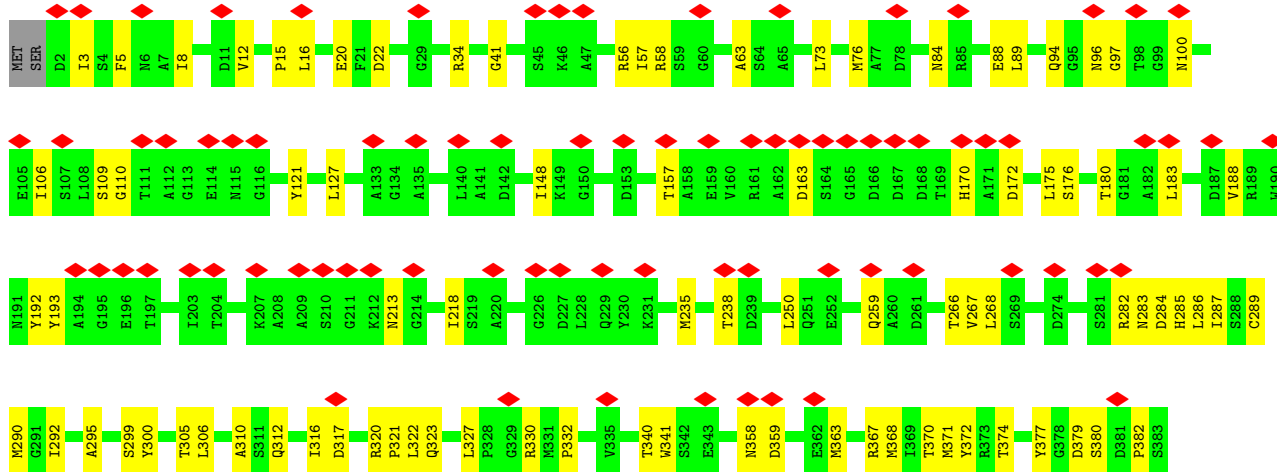
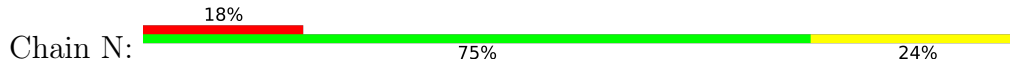


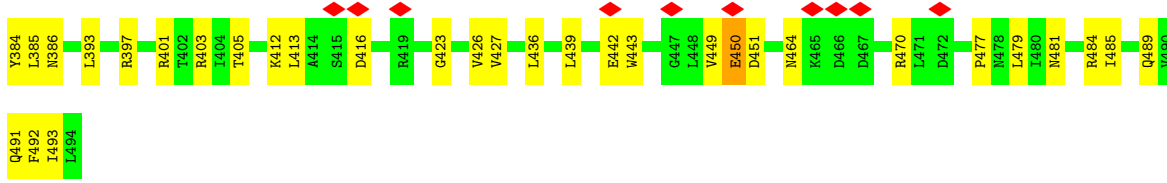


• Molecule 3: Tail sheath protein

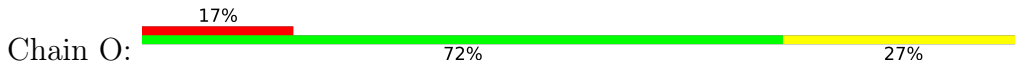


• Molecule 3: Tail sheath protein

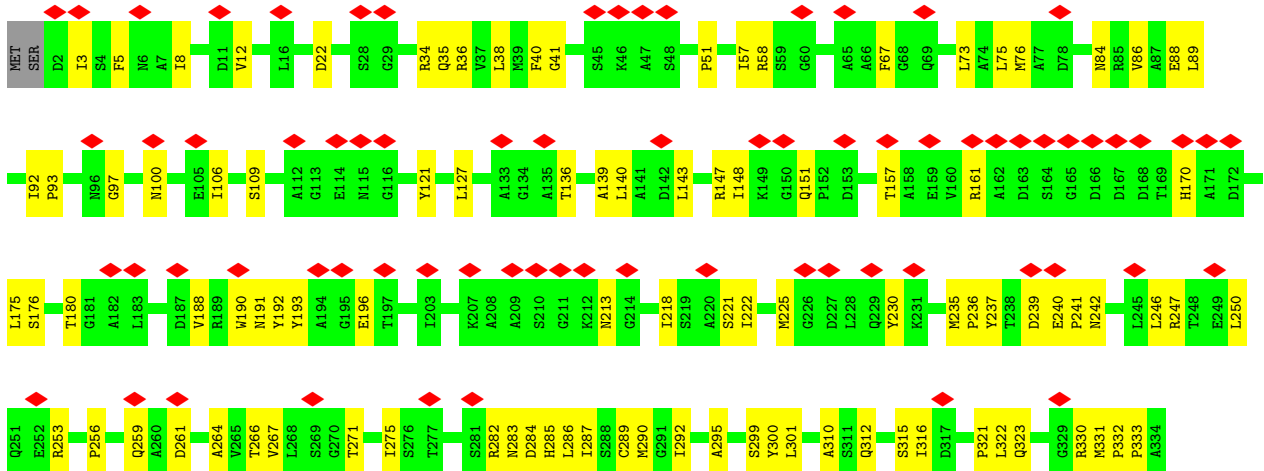


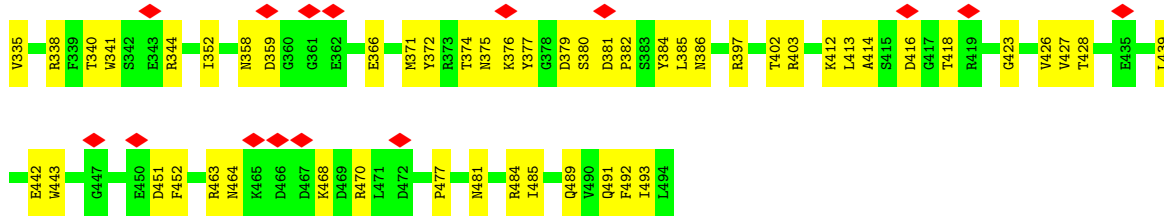


• Molecule 3: Tail sheath protein

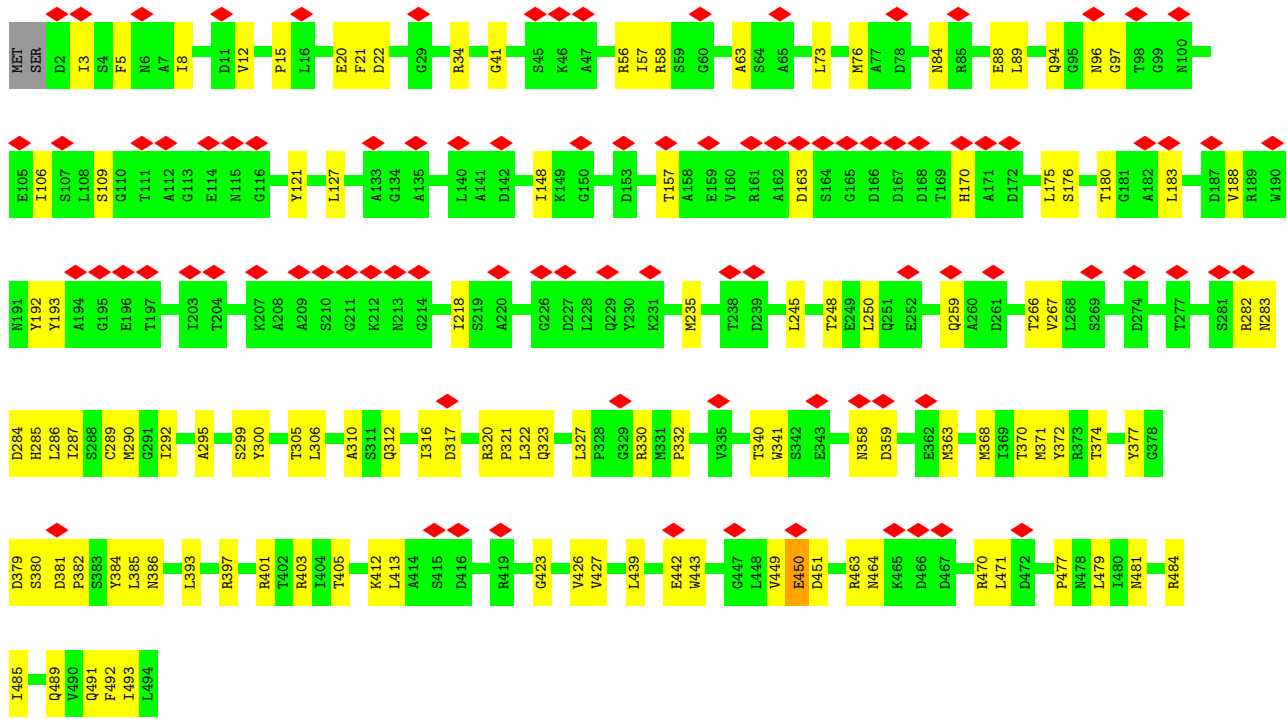
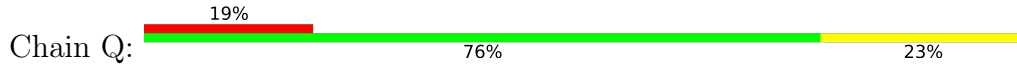


• Molecule 3: Tail sheath protein

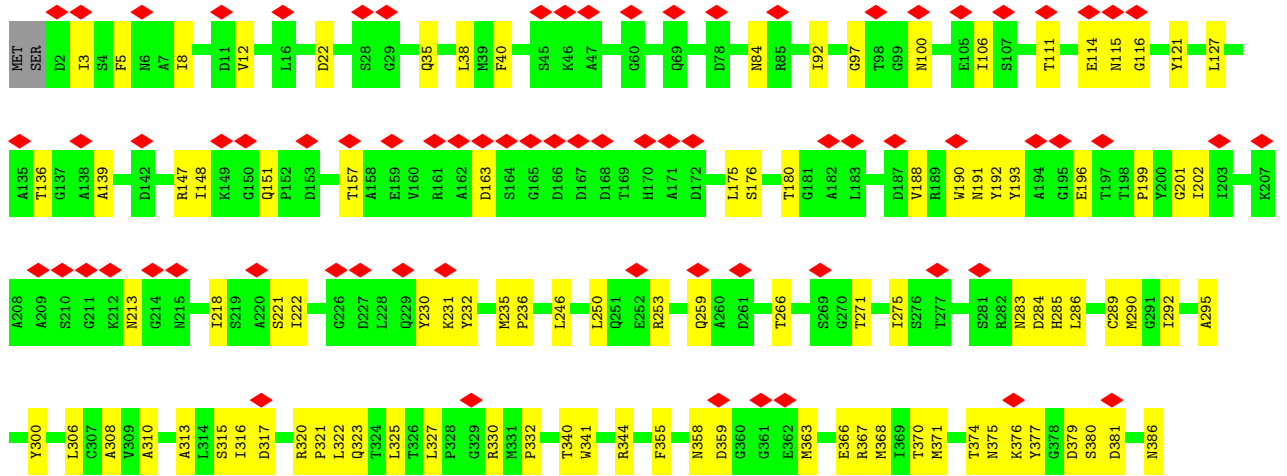
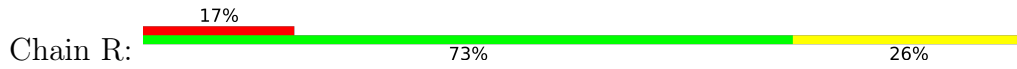


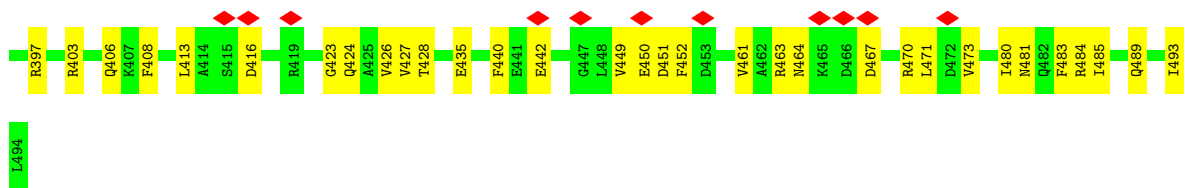


• Molecule 3: Tail sheath protein



• Molecule 3: Tail sheath protein





## 4 Experimental information

Property	Value	Source
EM reconstruction method	SINGLE PARTICLE	Depositor
Imposed symmetry	POINT, Not provided	
Number of particles used	42000	Depositor
Resolution determination method	FSC 0.143 CUT-OFF	Depositor
CTF correction method	NONE	Depositor
Microscope	TFS KRIOS	Depositor
Voltage (kV)	300	Depositor
Electron dose ( $e^-/\text{\AA}^2$ )	35	Depositor
Minimum defocus (nm)	2000	Depositor
Maximum defocus (nm)	4000	Depositor
Magnification	Not provided	
Image detector	GATAN K3 (6k x 4k)	Depositor
Maximum map value	22.451	Depositor
Minimum map value	-14.340	Depositor
Average map value	0.008	Depositor
Map value standard deviation	1.399	Depositor
Recommended contour level	6	Depositor
Map size ( $\text{\AA}$ )	466.39996, 466.39996, 466.39996	wwPDB
Map dimensions	440, 440, 440	wwPDB
Map angles ( $^\circ$ )	90.0, 90.0, 90.0	wwPDB
Pixel spacing ( $\text{\AA}$ )	1.06, 1.06, 1.06	Depositor

## 5 Model quality [i](#)

### 5.1 Standard geometry [i](#)

The Z score for a bond length (or angle) is the number of standard deviations the observed value is removed from the expected value. A bond length (or angle) with  $|Z| > 5$  is considered an outlier worth inspection. RMSZ is the root-mean-square of all Z scores of the bond lengths (or angles).

Mol	Chain	Bond lengths		Bond angles	
		RMSZ	# Z  >5	RMSZ	# Z  >5
1	A	0.17	0/1436	0.34	0/1958
1	B	0.15	0/1436	0.32	0/1958
1	C	0.16	0/1436	0.33	0/1958
1	D	0.17	0/1436	0.33	0/1958
1	E	0.16	0/1436	0.33	0/1958
1	F	0.16	0/1436	0.33	0/1958
2	S	0.15	0/901	0.32	0/1215
2	T	0.16	0/901	0.32	0/1215
2	U	0.16	0/901	0.34	0/1215
2	V	0.17	0/901	0.35	0/1215
2	W	0.16	0/901	0.32	0/1215
2	X	0.16	0/901	0.33	0/1215
2	Y	0.15	0/901	0.32	0/1215
2	Z	0.16	0/901	0.34	0/1215
2	a	0.16	0/901	0.33	0/1215
2	b	0.14	0/901	0.33	0/1215
2	c	0.15	0/901	0.32	0/1215
2	d	0.15	0/901	0.32	0/1215
3	G	0.18	0/3796	0.35	0/5170
3	H	0.18	0/3796	0.34	0/5170
3	I	0.18	0/3796	0.35	1/5170 (0.0%)
3	J	0.18	0/3796	0.35	0/5170
3	K	0.18	0/3796	0.34	0/5170
3	L	0.18	0/3796	0.36	1/5170 (0.0%)
3	M	0.18	0/3796	0.35	0/5170
3	N	0.19	0/3796	0.38	1/5170 (0.0%)
3	O	0.18	0/3796	0.36	2/5170 (0.0%)
3	P	0.18	0/3796	0.36	0/5170
3	Q	0.19	0/3796	0.37	0/5170
3	R	0.18	0/3796	0.36	0/5170
All	All	0.18	0/64980	0.35	5/88368 (0.0%)

There are no bond length outliers.

All (5) bond angle outliers are listed below:

Mol	Chain	Res	Type	Atoms	Z	Observed(°)	Ideal(°)
3	I	110	GLY	CA-C-O	-5.86	118.09	122.37
3	L	110	GLY	CA-C-O	-5.83	118.25	122.45
3	N	110	GLY	CA-C-O	-5.50	118.64	122.22
3	O	108	LEU	CA-C-N	-5.00	114.95	122.81
3	O	108	LEU	C-N-CA	-5.00	114.95	122.81

There are no chirality outliers.

There are no planarity outliers.

## 5.2 Too-close contacts [i](#)

In the following table, the Non-H and H(model) columns list the number of non-hydrogen atoms and hydrogen atoms in the chain respectively. The H(added) column lists the number of hydrogen atoms added and optimized by MolProbity. The Clashes column lists the number of clashes within the asymmetric unit, whereas Symm-Clashes lists symmetry-related clashes.

Mol	Chain	Non-H	H(model)	H(added)	Clashes	Symm-Clashes
1	A	1402	0	1368	46	0
1	B	1402	0	1368	53	0
1	C	1402	0	1368	48	0
1	D	1402	0	1368	46	0
1	E	1402	0	1368	55	0
1	F	1402	0	1368	51	0
2	S	885	0	866	37	0
2	T	885	0	866	27	0
2	U	885	0	866	36	0
2	V	885	0	866	32	0
2	W	885	0	866	28	0
2	X	885	0	866	30	0
2	Y	885	0	866	33	0
2	Z	885	0	866	25	0
2	a	885	0	866	27	0
2	b	885	0	866	35	0
2	c	885	0	866	32	0
2	d	885	0	866	25	0
3	G	3722	0	3655	119	0
3	H	3722	0	3655	75	0
3	I	3722	0	3655	79	0
3	J	3722	0	3655	79	0
3	K	3722	0	3655	78	0

*Continued on next page...*

Continued from previous page...

Mol	Chain	Non-H	H(model)	H(added)	Clashes	Symm-Clashes
3	L	3722	0	3655	77	0
3	M	3722	0	3655	85	0
3	N	3722	0	3655	116	0
3	O	3722	0	3655	123	0
3	P	3722	0	3655	122	0
3	Q	3722	0	3655	110	0
3	R	3722	0	3655	114	0
All	All	63696	0	62460	1544	0

The all-atom clashscore is defined as the number of clashes found per 1000 atoms (including hydrogen atoms). The all-atom clashscore for this structure is 12.

All (1544) close contacts within the same asymmetric unit are listed below, sorted by their clash magnitude.

Atom-1	Atom-2	Interatomic distance (Å)	Clash overlap (Å)
3:R:340:THR:HG22	3:R:341:TRP:H	1.24	1.01
3:P:340:THR:HG22	3:P:341:TRP:H	1.22	1.01
3:G:340:THR:HG22	3:G:341:TRP:H	1.22	1.00
3:O:340:THR:HG22	3:O:341:TRP:H	1.24	1.00
3:N:340:THR:HG22	3:N:341:TRP:H	1.26	0.99
3:Q:340:THR:HG22	3:Q:341:TRP:H	1.26	0.97
3:Q:192:TYR:HE2	3:Q:193:TYR:CE1	1.86	0.94
3:N:192:TYR:HE2	3:N:193:TYR:CE1	1.86	0.93
3:Q:192:TYR:CE2	3:Q:193:TYR:CE1	2.59	0.90
3:Q:379:ASP:OD1	3:Q:380:SER:N	2.06	0.89
3:N:192:TYR:CE2	3:N:193:TYR:CE1	2.60	0.89
3:G:340:THR:HG22	3:G:341:TRP:N	1.88	0.88
3:Q:340:THR:HG22	3:Q:341:TRP:N	1.89	0.88
3:P:379:ASP:OD1	3:P:380:SER:N	2.07	0.88
3:R:340:THR:HG22	3:R:341:TRP:N	1.89	0.88
3:G:379:ASP:OD1	3:G:380:SER:N	2.07	0.87
3:N:379:ASP:OD1	3:N:380:SER:N	2.06	0.87
3:N:266:THR:OG1	3:N:289:CYS:SG	2.34	0.85
3:N:340:THR:HG22	3:N:341:TRP:N	1.89	0.85
3:Q:266:THR:OG1	3:Q:289:CYS:SG	2.34	0.85
3:P:340:THR:HG22	3:P:341:TRP:N	1.88	0.84
3:K:266:THR:HG1	3:K:289:CYS:HG	1.21	0.84
3:O:340:THR:HG22	3:O:341:TRP:N	1.89	0.83
1:A:90:GLU:OE2	1:B:2:LEU:HG	1.79	0.83
3:R:464:ASN:HD22	3:R:470:ARG:HH11	1.23	0.82
1:D:90:GLU:OE2	1:E:2:LEU:HG	1.79	0.81

Continued on next page...

*Continued from previous page...*

Atom-1	Atom-2	Interatomic distance (Å)	Clash overlap (Å)
3:H:266:THR:HG1	3:H:289:CYS:HG	1.27	0.81
3:L:38:LEU:HD11	3:L:92:ILE:HG13	1.62	0.80
3:H:38:LEU:HD11	3:H:92:ILE:HG13	1.63	0.80
1:C:82:ARG:HG2	1:C:83:PRO:HD3	1.64	0.80
3:Q:192:TYR:CE2	3:Q:193:TYR:CD1	2.70	0.80
3:P:340:THR:CG2	3:P:341:TRP:H	1.96	0.79
3:N:192:TYR:CE2	3:N:193:TYR:CD1	2.70	0.79
3:P:266:THR:OG1	3:P:289:CYS:SG	2.41	0.79
3:J:266:THR:OG1	3:J:289:CYS:SG	2.41	0.78
1:F:82:ARG:HG2	1:F:83:PRO:HD3	1.65	0.78
3:K:38:LEU:HD11	3:K:92:ILE:HG13	1.63	0.78
3:G:340:THR:CG2	3:G:341:TRP:H	1.96	0.78
3:I:38:LEU:HD11	3:I:92:ILE:HG13	1.65	0.78
3:Q:450:GLU:CD	3:Q:451:ASP:H	1.93	0.77
3:M:266:THR:OG1	3:M:289:CYS:SG	2.42	0.77
3:N:450:GLU:CD	3:N:451:ASP:H	1.93	0.77
3:R:340:THR:CG2	3:R:341:TRP:H	1.97	0.77
3:O:340:THR:CG2	3:O:341:TRP:H	1.97	0.77
3:Q:340:THR:CG2	3:Q:341:TRP:H	1.98	0.76
3:R:266:THR:OG1	3:R:289:CYS:SG	2.43	0.76
3:N:57:ILE:HG22	3:N:89:LEU:HD22	1.68	0.76
3:O:266:THR:OG1	3:O:289:CYS:SG	2.43	0.76
3:M:39:MET:HE2	3:M:89:LEU:HD11	1.68	0.75
3:J:39:MET:HE2	3:J:89:LEU:HD11	1.68	0.75
3:M:266:THR:HG1	3:M:289:CYS:HG	1.34	0.75
3:N:340:THR:CG2	3:N:341:TRP:H	1.98	0.75
3:Q:57:ILE:HG22	3:Q:89:LEU:HD22	1.68	0.75
3:G:266:THR:OG1	3:G:289:CYS:SG	2.43	0.74
1:D:148:ASP:OD2	3:O:463:ARG:NH2	2.21	0.74
3:H:266:THR:OG1	3:H:289:CYS:SG	2.45	0.74
3:Q:285:HIS:HA	3:Q:370:THR:CG2	2.18	0.74
3:N:382:PRO:HA	3:N:385:LEU:HD23	1.70	0.73
1:A:148:ASP:OD2	3:R:463:ARG:NH2	2.21	0.73
3:I:266:THR:HG1	3:I:289:CYS:HG	1.35	0.73
3:N:285:HIS:HA	3:N:370:THR:CG2	2.18	0.73
3:I:403:ARG:HD2	3:I:439:LEU:HD22	1.69	0.73
3:K:42:GLN:HB2	3:K:72:MET:HE2	1.71	0.72
3:Q:382:PRO:HA	3:Q:385:LEU:HD23	1.70	0.72
3:H:42:GLN:HB2	3:H:72:MET:HE2	1.71	0.72
2:V:29:PRO:O	2:V:50:ARG:NH1	2.23	0.71
3:L:403:ARG:HD2	3:L:439:LEU:HD22	1.70	0.71

*Continued on next page...*

*Continued from previous page...*

Atom-1	Atom-2	Interatomic distance (Å)	Clash overlap (Å)
3:G:382:PRO:HA	3:G:385:LEU:HD13	1.71	0.71
2:a:29:PRO:O	2:a:50:ARG:NH1	2.23	0.71
1:E:35:ASP:OD1	1:E:38:ARG:NH2	2.23	0.71
3:I:266:THR:OG1	3:I:289:CYS:SG	2.46	0.71
3:K:39:MET:HE2	3:K:89:LEU:HD11	1.73	0.71
3:M:38:LEU:HD11	3:M:92:ILE:HG13	1.71	0.71
3:N:464:ASN:HD22	3:N:470:ARG:HH11	1.36	0.71
3:G:463:ARG:HH21	3:G:468:LYS:HG2	1.55	0.71
3:K:266:THR:OG1	3:K:289:CYS:SG	2.45	0.71
3:G:57:ILE:HB	3:G:89:LEU:HD22	1.72	0.70
3:L:266:THR:OG1	3:L:289:CYS:SG	2.46	0.70
3:P:382:PRO:HA	3:P:385:LEU:HD13	1.70	0.70
1:B:35:ASP:OD1	1:B:38:ARG:NH2	2.23	0.70
3:L:218:ILE:HG12	3:L:242:ASN:HD22	1.57	0.70
3:J:38:LEU:HD11	3:J:92:ILE:HG13	1.71	0.69
3:I:381:ASP:OD2	3:O:406:GLN:NE2	2.26	0.69
1:E:148:ASP:OD2	3:P:463:ARG:NH2	2.24	0.69
3:H:39:MET:HE2	3:H:89:LEU:HD11	1.73	0.69
2:S:12:ILE:HG23	2:S:19:LEU:HB2	1.75	0.69
3:P:57:ILE:HB	3:P:89:LEU:HD22	1.72	0.69
1:E:154:TRP:CD2	3:P:470:ARG:HD2	2.28	0.69
2:c:74:ASN:OD1	2:c:91:ASN:ND2	2.26	0.69
3:R:285:HIS:C	3:R:370:THR:HG21	2.18	0.69
3:I:73:LEU:HD21	3:I:91:CYS:HB3	1.74	0.68
3:J:449:VAL:HG22	3:J:450:GLU:H	1.59	0.68
2:Y:74:ASN:OD1	2:Y:91:ASN:ND2	2.26	0.68
3:O:285:HIS:C	3:O:370:THR:HG21	2.19	0.68
3:I:218:ILE:HG12	3:I:242:ASN:HD22	1.58	0.68
2:b:12:ILE:HG23	2:b:19:LEU:HB2	1.76	0.68
3:G:275:ILE:HG22	3:G:352:ILE:HG13	1.77	0.67
2:Z:7:GLN:HG3	2:Z:81:ALA:HB1	1.75	0.67
3:I:103:VAL:HG11	3:I:186:VAL:HG22	1.76	0.67
3:M:256:PRO:HG3	3:G:8:ILE:HG13	1.76	0.67
3:L:103:VAL:HG11	3:L:186:VAL:HG22	1.76	0.67
2:d:7:GLN:HG3	2:d:81:ALA:HB1	1.75	0.67
3:I:256:PRO:HG3	3:O:8:ILE:HG13	1.77	0.67
3:L:256:PRO:HG3	3:R:8:ILE:HG13	1.77	0.67
3:M:449:VAL:HG22	3:M:450:GLU:H	1.59	0.67
3:N:259:GLN:HA	3:N:397:ARG:HH12	1.59	0.67
3:L:73:LEU:HD21	3:L:91:CYS:HB3	1.76	0.67
3:Q:259:GLN:HA	3:Q:397:ARG:HH12	1.59	0.67

*Continued on next page...*

*Continued from previous page...*

Atom-1	Atom-2	Interatomic distance (Å)	Clash overlap (Å)
3:I:8:ILE:HD11	3:I:20:GLU:HB2	1.76	0.67
3:P:275:ILE:HG22	3:P:352:ILE:HG13	1.77	0.67
3:L:8:ILE:HD11	3:L:20:GLU:HB2	1.76	0.67
3:Q:283:ASN:HD21	3:Q:374:THR:HB	1.61	0.66
2:S:80:GLN:NE2	2:S:81:ALA:O	2.28	0.66
3:J:470:ARG:HG2	3:Q:485:ILE:HB	1.77	0.66
1:A:33:ASN:O	1:A:119:ASN:ND2	2.28	0.66
3:J:256:PRO:HG3	3:P:8:ILE:HG13	1.77	0.66
2:S:14:VAL:HG22	2:S:77:VAL:HG12	1.78	0.66
3:N:285:HIS:HA	3:N:370:THR:HG21	1.78	0.66
2:a:7:GLN:OE1	2:X:100:ASN:ND2	2.29	0.66
3:O:285:HIS:HA	3:O:370:THR:CG2	2.26	0.66
3:H:343:GLU:OE2	3:N:58:ARG:NH1	2.29	0.66
3:J:284:ASP:HB3	3:J:287:ILE:HG22	1.77	0.66
1:A:29:GLY:HA2	1:F:114:ASN:HD21	1.61	0.66
3:G:489:GLN:NE2	3:R:22:ASP:OD2	2.29	0.66
2:b:14:VAL:HG22	2:b:77:VAL:HG12	1.78	0.66
3:J:439:LEU:HG	3:J:443:TRP:CZ3	2.31	0.66
3:M:439:LEU:HG	3:M:443:TRP:CZ3	2.31	0.65
3:J:343:GLU:OE2	3:P:58:ARG:NH1	2.29	0.65
3:K:439:LEU:HG	3:K:443:TRP:CZ3	2.31	0.65
3:M:485:ILE:HD11	3:L:13:ARG:HA	1.78	0.65
3:I:13:ARG:HA	3:J:485:ILE:HD11	1.78	0.65
3:I:76:MET:HE1	3:I:236:PRO:HD3	1.79	0.65
3:K:343:GLU:OE2	3:Q:58:ARG:NH1	2.29	0.65
3:N:283:ASN:HD21	3:N:374:THR:HB	1.60	0.65
1:D:33:ASN:O	1:D:119:ASN:ND2	2.30	0.65
3:R:285:HIS:HA	3:R:370:THR:CG2	2.26	0.65
3:M:51:PRO:HA	3:M:93:PRO:HG2	1.79	0.65
3:M:343:GLU:OE2	3:G:58:ARG:NH1	2.29	0.65
3:H:439:LEU:HG	3:H:443:TRP:CZ3	2.31	0.65
3:K:470:ARG:HG2	3:R:485:ILE:HB	1.79	0.65
3:M:470:ARG:HG2	3:N:485:ILE:HB	1.77	0.64
3:Q:305:THR:HG21	3:Q:330:ARG:HH11	1.62	0.64
3:H:103:VAL:HG11	3:H:186:VAL:HG22	1.79	0.64
2:S:22:MET:HB2	2:S:57:LYS:HB2	1.79	0.64
3:N:5:PHE:HB3	3:N:8:ILE:HD12	1.80	0.64
3:O:22:ASP:OD2	3:P:489:GLN:NE2	2.30	0.64
3:O:464:ASN:HD22	3:O:470:ARG:HD2	1.63	0.64
3:J:51:PRO:HA	3:J:93:PRO:HG2	1.79	0.64
3:N:259:GLN:OE1	3:N:397:ARG:NH1	2.29	0.64

*Continued on next page...*

*Continued from previous page...*

Atom-1	Atom-2	Interatomic distance (Å)	Clash overlap (Å)
3:Q:259:GLN:OE1	3:Q:397:ARG:NH1	2.30	0.64
3:N:340:THR:CG2	3:N:341:TRP:N	2.59	0.64
3:K:103:VAL:HG11	3:K:186:VAL:HG22	1.79	0.64
1:A:152:ARG:HH12	3:R:470:ARG:HH21	1.44	0.64
2:Y:13:ARG:HG3	2:Y:18:GLU:H	1.62	0.64
3:L:236:PRO:HB3	3:L:300:TYR:HB3	1.80	0.64
3:M:103:VAL:HG11	3:M:186:VAL:HG22	1.79	0.64
3:G:463:ARG:NH2	1:B:148:ASP:OD2	2.27	0.64
3:G:464:ASN:ND2	3:G:470:ARG:HH22	1.96	0.64
3:N:305:THR:HG21	3:N:330:ARG:HH11	1.62	0.64
3:Q:285:HIS:HA	3:Q:370:THR:HG21	1.78	0.64
2:b:22:MET:HB2	2:b:57:LYS:HB2	1.79	0.63
2:b:80:GLN:NE2	2:b:81:ALA:O	2.30	0.63
3:I:9:PRO:HG3	3:P:86:VAL:HG21	1.80	0.63
1:D:153:HIS:HB3	1:D:170:ILE:HB	1.81	0.63
2:U:20:GLU:HG3	2:V:6:ARG:HH22	1.64	0.63
3:G:86:VAL:HG21	3:L:9:PRO:HG3	1.81	0.63
3:L:266:THR:HG1	3:L:289:CYS:HG	1.45	0.63
3:R:283:ASN:HD21	3:R:374:THR:HB	1.62	0.63
2:b:100:ASN:HB3	2:c:27:PHE:HB3	1.81	0.63
3:M:112:ALA:HB3	3:M:135:ALA:H	1.63	0.63
1:D:1:MET:HB3	1:D:103:PRO:HG2	1.79	0.63
3:M:284:ASP:HB3	3:M:287:ILE:HG22	1.81	0.63
3:M:421:ALA:HB3	3:M:424:GLN:HB2	1.81	0.63
3:H:470:ARG:HG2	3:O:485:ILE:HB	1.79	0.63
3:J:103:VAL:HG11	3:J:186:VAL:HG22	1.79	0.63
3:N:8:ILE:HD11	3:N:20:GLU:HB3	1.81	0.63
3:P:386:ASN:OD1	3:P:484:ARG:NH1	2.32	0.63
3:K:403:ARG:HD2	3:K:439:LEU:HD22	1.81	0.62
3:L:439:LEU:HG	3:L:443:TRP:CZ3	2.34	0.62
3:N:386:ASN:OD1	3:N:484:ARG:NH1	2.32	0.62
3:L:5:PHE:HD2	3:L:8:ILE:HD13	1.63	0.62
3:G:485:ILE:HB	3:L:470:ARG:HG2	1.82	0.62
3:I:470:ARG:HG2	3:P:485:ILE:HB	1.82	0.62
3:I:236:PRO:HB3	3:I:300:TYR:HB3	1.81	0.62
3:Q:5:PHE:HB3	3:Q:8:ILE:HD12	1.80	0.62
3:Q:8:ILE:HD11	3:Q:20:GLU:HB3	1.81	0.62
2:b:70:ILE:HG22	2:b:98:PRO:HG2	1.82	0.62
3:I:439:LEU:HG	3:I:443:TRP:CZ3	2.35	0.62
3:J:421:ALA:HB3	3:J:424:GLN:HB2	1.81	0.62
3:L:41:GLY:HA3	3:L:73:LEU:HD13	1.82	0.62

*Continued on next page...*

*Continued from previous page...*

Atom-1	Atom-2	Interatomic distance (Å)	Clash overlap (Å)
3:R:259:GLN:OE1	3:R:397:ARG:NH1	2.33	0.62
1:A:1:MET:HB3	1:A:103:PRO:HG2	1.80	0.61
2:c:13:ARG:HG3	2:c:18:GLU:H	1.65	0.61
3:I:5:PHE:HD2	3:I:8:ILE:HD13	1.63	0.61
1:B:90:GLU:OE2	1:C:2:LEU:N	2.33	0.61
1:D:150:TYR:HE1	3:O:471:LEU:HD23	1.64	0.61
1:C:113:ARG:HH12	1:C:131:LEU:HD11	1.66	0.61
3:K:112:ALA:HB3	3:K:135:ALA:H	1.65	0.61
3:Q:403:ARG:NH2	3:Q:442:GLU:OE1	2.33	0.61
2:c:12:ILE:HG23	2:c:19:LEU:HB2	1.82	0.61
3:P:333:PRO:O	3:P:338:ARG:NH2	2.33	0.61
2:c:94:GLN:HG3	2:d:34:ARG:HH12	1.65	0.61
3:H:261:ASP:OD1	3:H:397:ARG:NH1	2.33	0.61
3:H:290:MET:SD	3:H:355:PHE:HB3	2.41	0.61
3:P:235:MET:HE3	3:P:246:LEU:HD22	1.83	0.61
3:Q:34:ARG:HH11	3:Q:88:GLU:HB2	1.65	0.61
3:Q:386:ASN:OD1	3:Q:484:ARG:NH1	2.32	0.61
3:G:235:MET:HE3	3:G:246:LEU:HD22	1.83	0.61
1:C:57:ARG:HB3	2:U:22:MET:HG2	1.81	0.61
3:K:261:ASP:OD1	3:K:397:ARG:NH1	2.33	0.61
2:S:110:MET:HE3	2:Y:36:GLU:HG3	1.83	0.61
3:G:333:PRO:O	3:G:338:ARG:NH2	2.33	0.61
1:B:43:PRO:HB3	1:B:71:VAL:HG12	1.83	0.61
1:E:90:GLU:OE2	1:F:2:LEU:N	2.33	0.61
2:Y:94:GLN:HG3	2:Z:34:ARG:HH12	1.65	0.61
3:J:261:ASP:OD1	3:J:397:ARG:NH1	2.34	0.61
3:K:39:MET:HE1	3:K:77:ALA:HA	1.83	0.61
3:H:403:ARG:HD2	3:H:439:LEU:HD22	1.81	0.61
3:K:290:MET:SD	3:K:355:PHE:HB3	2.41	0.61
2:a:77:VAL:HB	2:a:89:LEU:HD12	1.81	0.61
2:b:110:MET:HE3	2:c:36:GLU:HG3	1.82	0.61
3:O:259:GLN:OE1	3:O:397:ARG:NH1	2.33	0.61
3:P:147:ARG:NH1	3:P:151:GLN:OE1	2.29	0.61
1:D:152:ARG:HH12	3:O:470:ARG:HH21	1.49	0.60
3:J:236:PRO:HB3	3:J:300:TYR:HB3	1.83	0.60
3:Q:285:HIS:C	3:Q:370:THR:HG21	2.26	0.60
3:M:236:PRO:HB3	3:M:300:TYR:HB3	1.82	0.60
1:F:113:ARG:HH12	1:F:131:LEU:HD11	1.67	0.60
1:B:46:VAL:HG22	1:B:70:VAL:HG22	1.84	0.60
3:I:261:ASP:OD1	3:I:397:ARG:NH1	2.34	0.60
3:R:285:HIS:O	3:R:370:THR:HG21	2.00	0.60

*Continued on next page...*

*Continued from previous page...*

Atom-1	Atom-2	Interatomic distance (Å)	Clash overlap (Å)
1:B:111:GLN:HB3	1:B:131:LEU:HD12	1.84	0.60
2:V:77:VAL:HB	2:V:89:LEU:HD12	1.82	0.60
3:M:8:ILE:HD11	3:M:20:GLU:HB2	1.84	0.60
3:G:386:ASN:OD1	3:G:484:ARG:NH1	2.32	0.60
1:C:10:LEU:HD11	1:C:26:PRO:HG3	1.83	0.60
3:H:112:ALA:HB3	3:H:135:ALA:H	1.66	0.60
3:H:295:ALA:HB1	3:H:302:TYR:HE2	1.65	0.60
3:P:463:ARG:HH21	3:P:468:LYS:HG2	1.65	0.60
3:L:261:ASP:OD1	3:L:397:ARG:NH1	2.34	0.60
3:N:56:ARG:NE	3:N:88:GLU:OE2	2.35	0.60
3:M:261:ASP:OD1	3:M:397:ARG:NH1	2.34	0.60
3:I:41:GLY:HA3	3:I:73:LEU:HD13	1.83	0.60
3:J:247:ARG:NH2	3:J:282:ARG:O	2.35	0.60
3:N:34:ARG:HH11	3:N:88:GLU:HB2	1.65	0.60
3:O:285:HIS:O	3:O:370:THR:HG21	2.01	0.60
1:E:46:VAL:HG22	1:E:70:VAL:HG22	1.84	0.60
2:T:13:ARG:HG3	2:T:18:GLU:HA	1.84	0.60
3:J:73:LEU:HD21	3:J:91:CYS:HB3	1.84	0.60
3:M:73:LEU:HD21	3:M:91:CYS:HB3	1.84	0.59
1:B:33:ASN:O	1:B:119:ASN:ND2	2.35	0.59
1:F:10:LEU:HD11	1:F:26:PRO:HG3	1.83	0.59
3:H:103:VAL:HG13	3:H:185:ALA:HA	1.84	0.59
1:B:60:ARG:HB2	2:U:6:ARG:HH21	1.67	0.59
1:F:57:ARG:HB3	2:X:22:MET:HG2	1.83	0.59
2:W:30:SER:HB3	2:W:52:ALA:HB2	1.84	0.59
3:H:235:MET:HB3	3:H:266:THR:HG22	1.84	0.59
3:J:8:ILE:HD11	3:J:20:GLU:HB2	1.84	0.59
1:E:60:ARG:HB2	2:X:6:ARG:HH21	1.67	0.59
3:K:41:GLY:HA3	3:K:73:LEU:HD13	1.84	0.59
1:E:43:PRO:HB3	1:E:71:VAL:HG12	1.83	0.59
1:E:111:GLN:HB3	1:E:131:LEU:HD12	1.84	0.59
1:E:33:ASN:O	1:E:119:ASN:ND2	2.35	0.59
3:K:103:VAL:HG13	3:K:185:ALA:HA	1.84	0.59
1:A:150:TYR:HE1	3:R:471:LEU:HD23	1.67	0.59
3:M:463:ARG:NH2	3:N:481:ASN:OD1	2.35	0.59
3:N:285:HIS:C	3:N:370:THR:HG21	2.27	0.59
3:P:259:GLN:HA	3:P:397:ARG:HH12	1.68	0.59
2:X:19:LEU:HD13	2:X:58:ILE:HD11	1.85	0.59
3:J:126:ARG:NH2	3:J:196:GLU:OE2	2.32	0.59
3:N:403:ARG:NH2	3:N:442:GLU:OE1	2.33	0.59
3:Q:56:ARG:NE	3:Q:88:GLU:OE2	2.35	0.59

*Continued on next page...*

*Continued from previous page...*

Atom-1	Atom-2	Interatomic distance (Å)	Clash overlap (Å)
3:R:317:ASP:HB3	3:R:320:ARG:HB2	1.85	0.59
3:H:39:MET:HE1	3:H:77:ALA:HA	1.83	0.59
3:H:41:GLY:HA3	3:H:73:LEU:HD13	1.84	0.59
3:P:75:LEU:HB3	3:P:301:LEU:HD21	1.84	0.59
1:D:117:ASP:OD1	1:D:120:ARG:NH1	2.36	0.59
2:T:30:SER:HB3	2:T:52:ALA:HB2	1.85	0.59
3:I:375:ASN:ND2	3:O:406:GLN:OE1	2.36	0.59
1:A:43:PRO:HB3	1:A:71:VAL:HG12	1.85	0.59
2:U:77:VAL:HB	2:U:89:LEU:HD12	1.84	0.59
3:K:235:MET:HB3	3:K:266:THR:HG22	1.84	0.59
3:N:121:TYR:CD2	3:N:192:TYR:HB3	2.38	0.58
3:Q:121:TYR:CD2	3:Q:192:TYR:HB3	2.38	0.58
2:S:70:ILE:HG22	2:S:98:PRO:HG2	1.85	0.58
1:F:58:THR:HG22	2:X:22:MET:HG3	1.84	0.58
3:J:463:ARG:NH2	3:Q:481:ASN:OD1	2.35	0.58
3:N:192:TYR:OH	3:N:332:PRO:HD2	2.03	0.58
3:I:284:ASP:HB3	3:I:287:ILE:HG22	1.85	0.58
3:P:22:ASP:OD2	3:Q:489:GLN:NE2	2.36	0.58
1:A:117:ASP:OD1	1:A:120:ARG:NH1	2.37	0.58
3:G:22:ASP:OD2	3:N:489:GLN:NE2	2.36	0.58
3:K:461:VAL:HG22	3:K:473:VAL:HG22	1.85	0.58
1:A:113:ARG:HH12	1:A:131:LEU:HD11	1.69	0.58
2:a:28:THR:HG22	2:X:99:LYS:HB3	1.84	0.58
3:H:247:ARG:NH2	3:H:282:ARG:O	2.36	0.58
3:L:375:ASN:ND2	3:R:406:GLN:OE1	2.36	0.58
3:G:75:LEU:HB3	3:G:301:LEU:HD21	1.85	0.58
1:B:10:LEU:HD11	1:B:26:PRO:HG3	1.85	0.58
2:V:99:LYS:HB3	2:W:28:THR:HG22	1.85	0.58
3:P:3:ILE:HG12	3:P:423:GLY:HA3	1.84	0.58
2:U:99:LYS:HB3	2:V:28:THR:HG22	1.85	0.58
2:b:73:GLU:HA	2:c:34:ARG:NH2	2.18	0.58
3:Q:235:MET:HB3	3:Q:266:THR:HG22	1.85	0.58
1:A:153:HIS:HB3	1:A:170:ILE:HB	1.86	0.58
3:G:147:ARG:NH1	3:G:151:GLN:OE1	2.29	0.58
3:O:317:ASP:HB3	3:O:320:ARG:HB2	1.85	0.58
1:D:43:PRO:HB3	1:D:71:VAL:HG12	1.85	0.57
1:E:10:LEU:HD11	1:E:26:PRO:HG3	1.85	0.57
3:H:461:VAL:HG22	3:H:473:VAL:HG22	1.85	0.57
3:N:235:MET:HB3	3:N:266:THR:HG22	1.85	0.57
3:Q:192:TYR:OH	3:Q:332:PRO:HD2	2.03	0.57
2:S:100:ASN:HB3	2:Y:27:PHE:HB3	1.84	0.57

*Continued on next page...*

*Continued from previous page...*

Atom-1	Atom-2	Interatomic distance (Å)	Clash overlap (Å)
3:K:247:ARG:NH2	3:K:282:ARG:O	2.36	0.57
3:N:84:ASN:HD22	3:N:312:GLN:HB2	1.69	0.57
3:P:239:ASP:HB3	3:P:242:ASN:HD22	1.70	0.57
2:X:77:VAL:HB	2:X:89:LEU:HD12	1.84	0.57
3:H:421:ALA:HB3	3:H:424:GLN:HB2	1.87	0.57
1:A:106:GLY:HA2	2:T:9:VAL:HG13	1.86	0.57
2:S:73:GLU:HA	2:Y:34:ARG:NH2	2.19	0.57
1:D:162:GLU:HG3	3:O:377:TYR:HE1	1.69	0.57
3:J:314:LEU:HD21	3:J:322:LEU:HD11	1.86	0.57
1:E:117:ASP:OD1	1:E:120:ARG:NH1	2.38	0.57
1:C:114:ASN:ND2	1:D:29:GLY:HA2	2.20	0.57
2:c:85:GLU:HG3	2:c:116:ARG:HH21	1.70	0.57
3:K:421:ALA:HB3	3:K:424:GLN:HB2	1.86	0.57
1:A:12:ARG:HH22	1:A:99:GLN:HG3	1.70	0.57
2:S:99:LYS:HE2	2:S:101:ASP:HB3	1.87	0.57
3:J:344:ARG:NH1	3:J:366:GLU:OE2	2.38	0.57
1:A:105:THR:OG1	2:T:82:ASP:OD2	2.22	0.57
3:M:314:LEU:HD21	3:M:322:LEU:HD11	1.86	0.57
3:G:3:ILE:HG12	3:G:423:GLY:HA3	1.85	0.57
3:H:449:VAL:HG22	3:H:450:GLU:H	1.70	0.57
3:L:151:GLN:HB3	3:L:154:LEU:HD23	1.86	0.57
3:L:284:ASP:HB3	3:L:287:ILE:HG22	1.86	0.57
3:M:247:ARG:NH2	3:M:282:ARG:O	2.37	0.57
3:G:358:ASN:ND2	3:G:359:ASP:OD1	2.38	0.57
1:D:12:ARG:HH22	1:D:99:GLN:HG3	1.70	0.57
3:N:22:ASP:OD2	3:O:489:GLN:NE2	2.38	0.57
3:N:285:HIS:CA	3:N:370:THR:HG21	2.35	0.57
1:B:117:ASP:OD1	1:B:120:ARG:NH1	2.38	0.56
2:S:19:LEU:HD13	2:S:58:ILE:HD11	1.87	0.56
3:M:126:ARG:NH2	3:M:196:GLU:OE2	2.32	0.56
3:M:485:ILE:HD13	3:L:12:VAL:HG13	1.86	0.56
3:I:35:GLN:HE21	3:I:315:SER:HB3	1.69	0.56
3:Q:84:ASN:HD22	3:Q:312:GLN:HB2	1.69	0.56
3:M:461:VAL:HG22	3:M:473:VAL:HG22	1.88	0.56
3:G:97:GLY:O	3:G:180:THR:OG1	2.23	0.56
1:E:154:TRP:CG	1:E:169:HIS:HD1	2.23	0.56
2:U:19:LEU:HD13	2:U:58:ILE:HD11	1.87	0.56
2:b:99:LYS:HE2	2:b:101:ASP:HB3	1.87	0.56
3:I:12:VAL:HG13	3:J:485:ILE:HD13	1.87	0.56
3:K:284:ASP:HB3	3:K:287:ILE:HG22	1.88	0.56
3:K:449:VAL:HG22	3:K:450:GLU:H	1.70	0.56

*Continued on next page...*

*Continued from previous page...*

Atom-1	Atom-2	Interatomic distance (Å)	Clash overlap (Å)
3:P:97:GLY:O	3:P:180:THR:OG1	2.23	0.56
3:P:358:ASN:ND2	3:P:359:ASP:OD1	2.38	0.56
3:Q:22:ASP:OD2	3:R:489:GLN:NE2	2.38	0.56
3:Q:157:THR:OG1	3:Q:176:SER:OG	2.24	0.56
3:Q:285:HIS:CA	3:Q:370:THR:HG21	2.35	0.56
2:a:99:LYS:HB3	2:T:28:THR:HG22	1.86	0.56
3:H:111:THR:O	3:H:201:GLY:HA3	2.05	0.56
3:H:284:ASP:HB3	3:H:287:ILE:HG22	1.87	0.56
3:Q:97:GLY:O	3:Q:180:THR:OG1	2.24	0.56
2:Y:85:GLU:HG3	2:Y:116:ARG:HH21	1.70	0.56
3:N:97:GLY:O	3:N:180:THR:OG1	2.23	0.56
3:P:283:ASN:HD21	3:P:374:THR:HB	1.69	0.56
3:Q:317:ASP:HB3	3:Q:320:ARG:HB2	1.87	0.56
2:V:19:LEU:HD13	2:V:58:ILE:HD11	1.87	0.56
2:b:13:ARG:HD3	2:b:16:GLY:HA2	1.87	0.56
3:Q:285:HIS:HA	3:Q:370:THR:HG22	1.88	0.56
1:A:29:GLY:HA2	1:F:114:ASN:ND2	2.20	0.56
3:G:239:ASP:HB3	3:G:242:ASN:HD22	1.70	0.56
3:N:317:ASP:HB3	3:N:320:ARG:HB2	1.87	0.56
2:V:30:SER:HB3	2:V:52:ALA:HB2	1.88	0.56
2:T:19:LEU:HD13	2:T:58:ILE:HD11	1.87	0.56
2:T:66:LEU:HD21	2:U:29:PRO:HG3	1.88	0.56
3:K:111:THR:O	3:K:201:GLY:HA3	2.05	0.56
1:D:113:ARG:HH12	1:D:131:LEU:HD11	1.71	0.56
2:W:19:LEU:HD13	2:W:58:ILE:HD11	1.87	0.56
3:P:106:ILE:HD11	3:P:175:LEU:HD11	1.87	0.56
3:M:103:VAL:HG13	3:M:185:ALA:HA	1.88	0.55
3:O:285:HIS:HA	3:O:370:THR:HG21	1.88	0.55
1:A:162:GLU:HG3	3:R:377:TYR:HE1	1.69	0.55
2:S:13:ARG:HD3	2:S:16:GLY:HA2	1.89	0.55
3:G:76:MET:SD	3:G:300:TYR:HB2	2.47	0.55
3:O:283:ASN:HD21	3:O:374:THR:HB	1.70	0.55
3:R:285:HIS:HA	3:R:370:THR:HG21	1.88	0.55
3:G:106:ILE:HD11	3:G:175:LEU:HD11	1.88	0.55
3:N:183:LEU:HD23	3:N:300:TYR:HD2	1.71	0.55
2:S:8:GLY:HA3	2:T:46:LYS:HG3	1.89	0.55
2:W:66:LEU:HD21	2:X:29:PRO:HG3	1.88	0.55
3:P:76:MET:SD	3:P:300:TYR:HB2	2.46	0.55
3:R:285:HIS:HA	3:R:370:THR:HG22	1.89	0.55
3:I:314:LEU:HD21	3:I:322:LEU:HD11	1.88	0.55
1:D:65:ARG:HA	1:D:132:PHE:O	2.07	0.55

*Continued on next page...*

*Continued from previous page...*

Atom-1	Atom-2	Interatomic distance (Å)	Clash overlap (Å)
3:I:111:THR:O	3:I:201:GLY:HA3	2.06	0.55
3:N:100:ASN:N	3:N:213:ASN:OD1	2.37	0.55
3:Q:340:THR:CG2	3:Q:341:TRP:N	2.59	0.55
1:A:162:GLU:HG3	3:R:377:TYR:CE1	2.42	0.55
2:W:46:LYS:HG3	2:b:8:GLY:HA3	1.88	0.55
3:J:103:VAL:HG13	3:J:185:ALA:HA	1.88	0.55
1:C:58:THR:HG22	2:U:22:MET:HG3	1.87	0.55
3:K:8:ILE:HD11	3:K:20:GLU:HB2	1.89	0.55
2:T:77:VAL:HB	2:T:89:LEU:HD12	1.89	0.55
3:I:151:GLN:HB3	3:I:154:LEU:HD23	1.89	0.55
3:J:461:VAL:HG22	3:J:473:VAL:HG22	1.88	0.55
1:D:108:ARG:HB3	1:E:59:ARG:HH22	1.72	0.54
3:H:290:MET:HE3	3:H:306:LEU:HD22	1.88	0.54
3:O:355:PHE:CD2	3:O:363:MET:HE3	2.42	0.54
3:P:157:THR:OG1	3:P:176:SER:OG	2.25	0.54
3:R:147:ARG:NH1	3:R:151:GLN:OE1	2.29	0.54
3:G:109:SER:HB3	3:G:170:HIS:HD2	1.73	0.54
2:W:13:ARG:HG3	2:W:18:GLU:HA	1.88	0.54
2:Z:73:GLU:HG2	2:b:34:ARG:NH2	2.22	0.54
3:N:12:VAL:HG13	3:O:485:ILE:HD13	1.90	0.54
2:a:30:SER:HB3	2:a:52:ALA:HB2	1.87	0.54
3:G:36:ARG:HG3	3:G:88:GLU:HB3	1.90	0.54
3:G:218:ILE:HG23	3:G:221:SER:HB3	1.89	0.54
1:B:50:TRP:NE1	1:B:52:GLY:O	2.40	0.54
1:E:148:ASP:O	3:P:413:LEU:N	2.39	0.54
1:F:111:GLN:HB3	1:F:131:LEU:HD12	1.89	0.54
2:T:96:ASP:CG	2:T:97:GLU:H	2.15	0.54
2:W:96:ASP:CG	2:W:97:GLU:H	2.15	0.54
2:Y:5:GLN:HA	2:Y:5:GLN:NE2	2.21	0.54
3:N:157:THR:OG1	3:N:176:SER:OG	2.24	0.54
3:P:489:GLN:HG2	3:P:491:GLN:HG3	1.90	0.54
1:B:113:ARG:HH21	1:B:131:LEU:HD11	1.72	0.54
1:D:105:THR:OG1	2:W:82:ASP:OD2	2.21	0.54
1:E:113:ARG:HH21	1:E:131:LEU:HD11	1.72	0.54
3:P:188:VAL:HG12	3:P:188:VAL:O	2.08	0.54
1:D:162:GLU:HG3	3:O:377:TYR:CE1	2.42	0.54
3:G:259:GLN:HA	3:G:397:ARG:HH12	1.73	0.54
3:J:112:ALA:HB3	3:J:135:ALA:H	1.72	0.54
3:N:218:ILE:O	3:N:218:ILE:HG13	2.08	0.54
3:P:36:ARG:HG3	3:P:88:GLU:HB3	1.90	0.54
3:Q:12:VAL:HG13	3:R:485:ILE:HD13	1.89	0.54

*Continued on next page...*

*Continued from previous page...*

Atom-1	Atom-2	Interatomic distance (Å)	Clash overlap (Å)
3:G:12:VAL:HG13	3:N:485:ILE:HD13	1.89	0.54
3:G:40:PHE:HE1	3:G:92:ILE:HD12	1.73	0.54
3:G:157:THR:OG1	3:G:176:SER:OG	2.24	0.54
3:J:218:ILE:HG23	3:J:221:SER:HB3	1.89	0.54
3:J:413:LEU:HA	3:J:427:VAL:O	2.08	0.54
3:N:121:TYR:CE2	3:N:192:TYR:HB3	2.43	0.54
3:R:355:PHE:CD2	3:R:363:MET:HE3	2.42	0.54
2:S:95:ALA:HB2	2:S:110:MET:HE2	1.89	0.54
3:M:218:ILE:HG23	3:M:221:SER:HB3	1.88	0.54
1:B:58:THR:HG23	1:B:60:ARG:H	1.73	0.54
1:B:154:TRP:CG	1:B:169:HIS:HD1	2.26	0.54
1:C:50:TRP:NE1	1:C:52:GLY:O	2.41	0.54
1:F:50:TRP:NE1	1:F:52:GLY:O	2.41	0.54
3:K:290:MET:HE3	3:K:306:LEU:HD22	1.88	0.54
3:G:188:VAL:HG12	3:G:188:VAL:O	2.08	0.54
1:B:65:ARG:HA	1:B:132:PHE:O	2.07	0.54
1:F:1:MET:HB3	1:F:103:PRO:HG2	1.90	0.54
3:Q:218:ILE:O	3:Q:218:ILE:HG13	2.08	0.54
1:F:12:ARG:HH22	1:F:99:GLN:HG3	1.72	0.53
2:c:5:GLN:HA	2:c:5:GLN:NE2	2.21	0.53
2:a:19:LEU:HD13	2:a:58:ILE:HD11	1.89	0.53
3:G:485:ILE:HD13	3:R:12:VAL:HG13	1.90	0.53
2:V:26:SER:OG	2:V:55:GLU:HG2	2.09	0.53
3:I:84:ASN:HB2	3:I:308:ALA:HB1	1.89	0.53
3:J:284:ASP:H	3:J:371:MET:HB2	1.74	0.53
3:O:259:GLN:HA	3:O:397:ARG:HH12	1.74	0.53
2:T:93:TRP:CE2	2:U:45:TRP:HB3	2.43	0.53
3:J:125:GLN:OE1	3:J:151:GLN:NE2	2.42	0.53
3:G:250:LEU:HB3	3:G:286:LEU:HD13	1.91	0.53
1:C:114:ASN:HD21	1:D:29:GLY:HA2	1.72	0.53
3:K:131:VAL:HG11	3:K:199:PRO:HG2	1.91	0.53
3:O:285:HIS:HA	3:O:370:THR:HG22	1.89	0.53
3:Q:285:HIS:O	3:Q:370:THR:HG21	2.08	0.53
1:C:152:ARG:HH12	3:N:470:ARG:HH21	1.57	0.53
2:c:19:LEU:HD21	2:c:72:TRP:HH2	1.72	0.53
3:P:218:ILE:HG23	3:P:221:SER:HB3	1.90	0.53
3:M:9:PRO:HA	3:N:316:ILE:HG12	1.91	0.53
3:M:125:GLN:OE1	3:M:151:GLN:NE2	2.42	0.53
3:G:284:ASP:N	3:G:371:MET:O	2.42	0.53
2:W:93:TRP:CE2	2:X:45:TRP:HB3	2.43	0.53
2:b:19:LEU:HD13	2:b:58:ILE:HD11	1.91	0.53

*Continued on next page...*

*Continued from previous page...*

Atom-1	Atom-2	Interatomic distance (Å)	Clash overlap (Å)
3:H:51:PRO:HA	3:H:93:PRO:HG2	1.90	0.53
3:J:9:PRO:HA	3:Q:316:ILE:HG12	1.91	0.53
3:L:84:ASN:HB2	3:L:308:ALA:HB1	1.91	0.53
3:P:12:VAL:HG13	3:Q:485:ILE:HD13	1.89	0.53
1:E:50:TRP:NE1	1:E:52:GLY:O	2.40	0.53
3:I:39:MET:HB3	3:I:76:MET:HE2	1.91	0.53
3:K:51:PRO:HA	3:K:93:PRO:HG2	1.90	0.53
3:L:314:LEU:HD21	3:L:322:LEU:HD11	1.91	0.53
3:N:285:HIS:O	3:N:370:THR:HG21	2.08	0.53
3:Q:121:TYR:CE2	3:Q:192:TYR:HB3	2.43	0.53
3:R:386:ASN:OD1	3:R:484:ARG:NH1	2.37	0.53
3:R:467:ASP:HB2	3:R:470:ARG:HH12	1.73	0.53
1:A:108:ARG:HB3	1:B:59:ARG:HH22	1.72	0.53
2:a:9:VAL:HG13	1:F:106:GLY:HA2	1.91	0.53
3:M:121:TYR:HB2	3:M:189:ARG:HG3	1.91	0.53
2:Y:19:LEU:HD21	2:Y:72:TRP:HH2	1.74	0.53
3:I:156:VAL:HG21	3:I:175:LEU:HB3	1.91	0.53
3:R:321:PRO:HB2	3:R:323:GLN:HG3	1.91	0.53
3:G:461:VAL:HG22	3:G:473:VAL:HG13	1.91	0.53
3:G:489:GLN:HG2	3:G:491:GLN:HG3	1.90	0.53
3:N:285:HIS:HA	3:N:370:THR:HG22	1.87	0.53
3:O:12:VAL:HG13	3:P:485:ILE:HD13	1.90	0.53
3:P:40:PHE:HE1	3:P:92:ILE:HD12	1.73	0.53
3:R:290:MET:HE3	3:R:292:ILE:HD11	1.91	0.53
1:C:33:ASN:O	1:C:119:ASN:ND2	2.42	0.52
2:X:30:SER:HB3	2:X:52:ALA:HB2	1.91	0.52
2:Z:67:ASP:HA	2:Z:70:ILE:HG12	1.91	0.52
3:H:8:ILE:HD11	3:H:20:GLU:HB2	1.89	0.52
3:H:469:ASP:HB3	3:O:484:ARG:HB2	1.91	0.52
3:H:478:ASN:HA	3:O:493:ILE:HB	1.90	0.52
3:J:121:TYR:HB2	3:J:189:ARG:HG3	1.91	0.52
3:L:156:VAL:HG21	3:L:175:LEU:HB3	1.91	0.52
3:R:259:GLN:HA	3:R:397:ARG:HH12	1.74	0.52
1:A:163:THR:OG1	3:R:381:ASP:OD2	2.22	0.52
3:H:131:VAL:HG11	3:H:199:PRO:HG2	1.91	0.52
3:L:428:THR:H	3:L:431:VAL:HB	1.74	0.52
3:Q:183:LEU:HD23	3:Q:300:TYR:HD2	1.73	0.52
3:L:344:ARG:NH1	3:L:366:GLU:OE1	2.43	0.52
3:O:386:ASN:OD1	3:O:484:ARG:NH1	2.37	0.52
2:a:26:SER:OG	2:a:55:GLU:HG2	2.08	0.52
2:a:46:LYS:HG3	2:d:8:GLY:HA3	1.90	0.52

*Continued on next page...*

*Continued from previous page...*

Atom-1	Atom-2	Interatomic distance (Å)	Clash overlap (Å)
3:M:413:LEU:HA	3:M:427:VAL:O	2.08	0.52
1:F:43:PRO:HB3	1:F:71:VAL:HG12	1.90	0.52
2:X:13:ARG:HG3	2:X:18:GLU:HA	1.91	0.52
3:I:428:THR:H	3:I:431:VAL:HB	1.74	0.52
3:K:478:ASN:HA	3:R:493:ILE:HB	1.90	0.52
3:G:109:SER:HB3	3:G:170:HIS:CD2	2.44	0.52
1:E:65:ARG:HA	1:E:132:PHE:O	2.08	0.52
2:V:93:TRP:CE2	2:W:45:TRP:HB3	2.45	0.52
2:c:73:GLU:HG2	2:d:34:ARG:NH2	2.25	0.52
3:I:413:LEU:HA	3:I:427:VAL:O	2.09	0.52
3:Q:192:TYR:CD2	3:Q:193:TYR:CD1	2.98	0.52
1:C:152:ARG:NH1	3:N:470:ARG:HH21	2.08	0.52
2:V:46:LYS:HG3	2:Z:8:GLY:HA3	1.90	0.52
2:c:66:LEU:HB3	2:d:87:TRP:HZ2	1.74	0.52
3:K:338:ARG:HD3	3:K:357:VAL:HG21	1.91	0.52
3:N:41:GLY:HA3	3:N:73:LEU:HG	1.91	0.52
3:O:157:THR:OG1	3:O:176:SER:OG	2.27	0.52
3:O:290:MET:HE3	3:O:292:ILE:HD11	1.91	0.52
3:O:321:PRO:HB2	3:O:323:GLN:HG3	1.91	0.52
3:R:218:ILE:HG13	3:R:221:SER:HB3	1.92	0.52
3:H:338:ARG:HD3	3:H:357:VAL:HG21	1.91	0.52
3:G:403:ARG:NH2	3:G:442:GLU:OE1	2.42	0.52
1:C:43:PRO:HB3	1:C:71:VAL:HG12	1.90	0.52
3:I:103:VAL:HG13	3:I:185:ALA:HA	1.92	0.52
3:R:121:TYR:CD2	3:R:192:TYR:HB3	2.45	0.52
3:G:108:LEU:HD23	3:G:204:THR:HG22	1.92	0.52
2:V:60:GLY:C	2:W:7:GLN:HB2	2.35	0.52
3:H:192:TYR:OH	3:H:332:PRO:O	2.22	0.52
3:I:344:ARG:NH1	3:I:366:GLU:OE1	2.43	0.52
3:L:267:VAL:O	3:L:299:SER:OG	2.27	0.52
3:L:413:LEU:HA	3:L:427:VAL:O	2.09	0.52
3:R:157:THR:OG1	3:R:176:SER:OG	2.27	0.52
3:G:100:ASN:N	3:G:213:ASN:OD1	2.38	0.52
1:C:41:LEU:HD22	1:C:71:VAL:HG11	1.92	0.52
2:W:77:VAL:HB	2:W:89:LEU:HD12	1.90	0.52
3:P:250:LEU:HB3	3:P:286:LEU:HD13	1.91	0.52
3:G:127:LEU:HD13	3:G:148:ILE:HG12	1.92	0.51
3:G:492:PHE:HB2	3:L:479:LEU:HD13	1.92	0.51
2:V:101:ASP:HA	2:W:26:SER:HA	1.92	0.51
2:b:13:ARG:HG3	2:b:18:GLU:H	1.74	0.51
2:b:73:GLU:HA	2:c:34:ARG:HH22	1.75	0.51

*Continued on next page...*

*Continued from previous page...*

Atom-1	Atom-2	Interatomic distance (Å)	Clash overlap (Å)
3:I:267:VAL:O	3:I:299:SER:OG	2.27	0.51
3:K:469:ASP:HB3	3:R:484:ARG:HB2	1.92	0.51
3:O:121:TYR:CD2	3:O:192:TYR:HB3	2.45	0.51
3:O:188:VAL:HG12	3:O:188:VAL:O	2.10	0.51
3:P:414:ALA:HB1	3:P:418:THR:HG21	1.91	0.51
1:C:1:MET:HB3	1:C:103:PRO:HG2	1.91	0.51
1:F:41:LEU:HD22	1:F:71:VAL:HG11	1.93	0.51
2:W:53:LYS:HE2	2:W:110:MET:HE2	1.92	0.51
2:X:46:LYS:HG3	2:c:8:GLY:HA3	1.91	0.51
2:Z:66:LEU:HB3	2:b:87:TRP:HZ2	1.75	0.51
3:L:295:ALA:HB1	3:L:302:TYR:HE2	1.75	0.51
3:Q:57:ILE:CG2	3:Q:89:LEU:HD22	2.38	0.51
3:Q:192:TYR:CG	3:Q:193:TYR:N	2.79	0.51
2:a:66:LEU:HD21	2:T:29:PRO:HG3	1.91	0.51
3:G:470:ARG:HD2	1:B:154:TRP:CD2	2.45	0.51
1:B:69:PHE:HB3	1:B:127:LEU:HD11	1.93	0.51
1:B:96:VAL:HA	1:B:101:PHE:HZ	1.75	0.51
1:C:106:GLY:HA2	2:V:9:VAL:HG13	1.92	0.51
1:E:96:VAL:HA	1:E:101:PHE:HZ	1.73	0.51
2:V:66:LEU:HD21	2:W:29:PRO:HG3	1.91	0.51
3:I:469:ASP:HB3	3:P:484:ARG:HB2	1.91	0.51
3:O:38:LEU:HD11	3:O:92:ILE:HG13	1.91	0.51
3:Q:41:GLY:HA3	3:Q:73:LEU:HG	1.91	0.51
3:R:106:ILE:HD11	3:R:175:LEU:HD11	1.93	0.51
3:L:103:VAL:HG13	3:L:185:ALA:HA	1.92	0.51
3:N:403:ARG:HG2	3:N:439:LEU:HD22	1.92	0.51
3:G:290:MET:HE3	3:G:292:ILE:HD11	1.92	0.51
3:G:484:ARG:HB2	3:L:469:ASP:HB3	1.91	0.51
2:U:13:ARG:HG3	2:U:18:GLU:HA	1.91	0.51
2:U:30:SER:HB3	2:U:52:ALA:HB2	1.91	0.51
3:Q:403:ARG:HG2	3:Q:439:LEU:HD22	1.93	0.51
3:R:38:LEU:HD11	3:R:92:ILE:HG13	1.91	0.51
1:B:104:THR:HG23	1:B:136:THR:HB	1.91	0.51
1:E:163:THR:OG1	3:P:381:ASP:OD2	2.20	0.51
3:P:403:ARG:HG2	3:P:439:LEU:HD22	1.93	0.51
3:Q:250:LEU:HB3	3:Q:286:LEU:HD13	1.93	0.51
3:R:97:GLY:O	3:R:180:THR:OG1	2.28	0.51
2:U:46:LYS:HG3	2:Y:8:GLY:HA3	1.91	0.51
2:Z:30:SER:HB2	2:Z:52:ALA:HB2	1.93	0.51
3:L:461:VAL:HG22	3:L:473:VAL:HG22	1.91	0.51
3:R:100:ASN:N	3:R:213:ASN:OD1	2.39	0.51

*Continued on next page...*

*Continued from previous page...*

Atom-1	Atom-2	Interatomic distance (Å)	Clash overlap (Å)
2:a:93:TRP:CE2	2:T:45:TRP:HB3	2.45	0.51
3:M:479:LEU:HD13	3:N:492:PHE:HB2	1.93	0.51
1:F:33:ASN:O	1:F:119:ASN:ND2	2.43	0.51
2:Y:73:GLU:HG2	2:Z:34:ARG:NH2	2.25	0.51
3:H:76:MET:SD	3:H:300:TYR:HB2	2.51	0.51
3:I:295:ALA:HB1	3:I:302:TYR:HE2	1.76	0.51
2:a:96:ASP:CG	2:a:97:GLU:H	2.19	0.51
1:E:12:ARG:HH22	1:E:99:GLN:HG3	1.76	0.51
1:E:58:THR:HG23	1:E:60:ARG:H	1.75	0.51
3:H:356:ASN:HB2	3:H:366:GLU:OE2	2.11	0.51
3:K:76:MET:SD	3:K:300:TYR:HB2	2.51	0.51
3:P:290:MET:HE3	3:P:292:ILE:HD11	1.92	0.51
2:U:93:TRP:CE2	2:V:45:TRP:HB3	2.46	0.51
2:V:96:ASP:CG	2:V:97:GLU:H	2.19	0.51
2:W:112:LYS:HG2	2:X:42:VAL:HG13	1.92	0.51
2:b:95:ALA:HB2	2:b:110:MET:HE2	1.93	0.51
3:N:192:TYR:CD2	3:N:193:TYR:CD1	2.98	0.51
3:O:218:ILE:HG13	3:O:221:SER:HB3	1.92	0.51
3:O:235:MET:HE1	3:O:246:LEU:HB2	1.93	0.51
3:K:192:TYR:OH	3:K:332:PRO:O	2.22	0.50
3:N:188:VAL:O	3:N:188:VAL:HG12	2.12	0.50
3:O:379:ASP:OD1	3:O:380:SER:N	2.38	0.50
3:G:335:VAL:HA	3:G:338:ARG:HE	1.77	0.50
1:E:69:PHE:HB3	1:E:127:LEU:HD11	1.93	0.50
2:X:96:ASP:CG	2:X:97:GLU:H	2.19	0.50
2:d:22:MET:HB2	2:d:57:LYS:HB2	1.93	0.50
3:N:290:MET:HE3	3:N:292:ILE:HD11	1.93	0.50
3:O:97:GLY:O	3:O:180:THR:OG1	2.28	0.50
3:O:464:ASN:HD22	3:O:470:ARG:HH11	1.59	0.50
2:T:53:LYS:HE2	2:T:110:MET:HE2	1.92	0.50
3:P:335:VAL:HA	3:P:338:ARG:HE	1.77	0.50
3:R:188:VAL:HG12	3:R:188:VAL:O	2.10	0.50
3:R:379:ASP:OD1	3:R:380:SER:N	2.39	0.50
3:M:367:ARG:NH2	3:M:386:ASN:OD1	2.45	0.50
3:G:283:ASN:HD21	3:G:374:THR:HB	1.76	0.50
2:V:51:ALA:HB2	2:W:42:VAL:HG21	1.91	0.50
3:I:121:TYR:HB2	3:I:189:ARG:HG3	1.94	0.50
3:I:461:VAL:HG22	3:I:473:VAL:HG22	1.92	0.50
3:K:126:ARG:NH2	3:K:196:GLU:OE2	2.40	0.50
3:L:121:TYR:HB2	3:L:189:ARG:HG3	1.94	0.50
3:N:372:TYR:CD2	3:N:384:TYR:HB2	2.47	0.50

*Continued on next page...*

*Continued from previous page...*

Atom-1	Atom-2	Interatomic distance (Å)	Clash overlap (Å)
3:O:285:HIS:CA	3:O:370:THR:HG21	2.41	0.50
3:O:461:VAL:HG22	3:O:473:VAL:HG13	1.93	0.50
3:Q:290:MET:HE3	3:Q:292:ILE:HD11	1.93	0.50
2:S:99:LYS:HA	2:Y:28:THR:HG22	1.93	0.50
2:T:112:LYS:HG2	2:U:42:VAL:HG13	1.93	0.50
3:N:464:ASN:ND2	3:N:470:ARG:HD2	2.26	0.50
3:P:127:LEU:HD13	3:P:148:ILE:HG12	1.92	0.50
1:E:72:ALA:HB3	1:E:126:VAL:HG22	1.94	0.50
2:c:5:GLN:O	2:c:83:THR:OG1	2.28	0.50
3:J:317:ASP:HB3	3:J:320:ARG:HB2	1.94	0.50
3:R:461:VAL:HG22	3:R:473:VAL:HG13	1.94	0.50
2:a:6:ARG:HH21	1:F:60:ARG:HB2	1.76	0.50
3:G:403:ARG:HG2	3:G:439:LEU:HD22	1.93	0.50
3:O:100:ASN:N	3:O:213:ASN:OD1	2.39	0.50
3:R:285:HIS:CA	3:R:370:THR:HG21	2.40	0.50
3:I:479:LEU:HD13	3:P:492:PHE:HB2	1.92	0.50
3:N:192:TYR:CG	3:N:193:TYR:N	2.79	0.50
3:N:250:LEU:HB3	3:N:286:LEU:HD13	1.92	0.50
3:N:306:LEU:HD21	3:N:368:MET:SD	2.52	0.50
3:O:106:ILE:HD11	3:O:175:LEU:HD11	1.92	0.50
2:a:45:TRP:HB3	2:X:93:TRP:CE2	2.47	0.50
3:M:63:ALA:O	3:M:67:PHE:HB2	2.12	0.50
3:M:439:LEU:HG	3:M:443:TRP:HZ3	1.76	0.50
1:B:96:VAL:HG12	1:B:96:VAL:O	2.12	0.50
2:Z:22:MET:HB2	2:Z:57:LYS:HB2	1.94	0.50
3:O:147:ARG:NH1	3:O:151:GLN:OE1	2.29	0.50
3:Q:372:TYR:CD2	3:Q:384:TYR:HB2	2.47	0.50
3:M:131:VAL:HG22	3:M:140:LEU:HD11	1.94	0.49
3:G:34:ARG:HH11	3:G:88:GLU:HB2	1.77	0.49
1:D:82:ARG:CG	1:D:83:PRO:HD3	2.42	0.49
2:U:66:LEU:HD21	2:V:29:PRO:HG3	1.94	0.49
3:H:314:LEU:HD21	3:H:322:LEU:HD11	1.94	0.49
3:J:479:LEU:HD13	3:Q:492:PHE:HB2	1.93	0.49
3:N:358:ASN:ND2	3:N:359:ASP:OD1	2.45	0.49
3:O:375:ASN:HB3	3:O:379:ASP:HB3	1.94	0.49
2:U:96:ASP:CG	2:U:97:GLU:H	2.20	0.49
3:H:413:LEU:HA	3:H:427:VAL:O	2.12	0.49
3:R:403:ARG:NH1	3:R:442:GLU:OE1	2.45	0.49
1:A:96:VAL:HG12	1:A:96:VAL:O	2.12	0.49
1:B:60:ARG:HB2	2:U:6:ARG:NH2	2.27	0.49
3:H:84:ASN:HB2	3:H:308:ALA:HB1	1.94	0.49

*Continued on next page...*

*Continued from previous page...*

Atom-1	Atom-2	Interatomic distance (Å)	Clash overlap (Å)
3:H:126:ARG:NH2	3:H:196:GLU:OE2	2.41	0.49
3:K:356:ASN:HB2	3:K:366:GLU:OE2	2.11	0.49
3:O:461:VAL:HG13	3:O:473:VAL:HG22	1.94	0.49
3:O:467:ASP:HB2	3:O:470:ARG:HH12	1.76	0.49
3:R:114:GLU:C	3:R:116:GLY:H	2.19	0.49
1:A:82:ARG:CG	1:A:83:PRO:HD3	2.42	0.49
1:D:82:ARG:HG2	1:D:83:PRO:HD3	1.94	0.49
2:b:99:LYS:HA	2:c:28:THR:HG22	1.94	0.49
3:H:416:ASP:OD1	3:H:416:ASP:N	2.45	0.49
3:O:403:ARG:NH1	3:O:442:GLU:OE1	2.45	0.49
3:Q:188:VAL:HG12	3:Q:188:VAL:O	2.12	0.49
3:R:235:MET:HE1	3:R:246:LEU:HB2	1.93	0.49
3:M:317:ASP:HB3	3:M:320:ARG:HB2	1.94	0.49
1:B:12:ARG:HH22	1:B:99:GLN:HG3	1.77	0.49
1:E:104:THR:HG23	1:E:136:THR:HB	1.93	0.49
1:E:154:TRP:CD1	1:E:169:HIS:HD1	2.30	0.49
2:U:13:ARG:NH2	2:U:80:GLN:OE1	2.46	0.49
2:Y:103:GLY:HA2	2:Z:7:GLN:OE1	2.13	0.49
3:P:372:TYR:CD2	3:P:384:TYR:HB2	2.48	0.49
3:Q:306:LEU:HD21	3:Q:368:MET:SD	2.52	0.49
3:R:375:ASN:HB3	3:R:379:ASP:HB3	1.95	0.49
3:M:39:MET:HE1	3:M:77:ALA:HA	1.94	0.49
1:E:60:ARG:HB2	2:X:6:ARG:NH2	2.27	0.49
1:F:107:MET:HE2	1:F:134:GLY:HA3	1.93	0.49
2:Z:13:ARG:HD3	2:Z:16:GLY:HA2	1.94	0.49
3:I:338:ARG:HD3	3:I:357:VAL:HG21	1.93	0.49
3:O:235:MET:HE3	3:O:246:LEU:HD22	1.94	0.49
3:O:332:PRO:HB3	3:O:363:MET:HG3	1.95	0.49
3:R:235:MET:HE3	3:R:246:LEU:HD22	1.94	0.49
3:G:41:GLY:HA3	3:G:73:LEU:HG	1.95	0.49
3:G:84:ASN:HD22	3:G:312:GLN:HB2	1.77	0.49
1:B:72:ALA:HB3	1:B:126:VAL:HG22	1.94	0.49
3:I:247:ARG:NH2	3:I:282:ARG:O	2.46	0.49
3:J:76:MET:SD	3:J:300:TYR:HB2	2.53	0.49
3:J:131:VAL:HG22	3:J:140:LEU:HD11	1.94	0.49
3:K:314:LEU:HD21	3:K:322:LEU:HD11	1.94	0.49
3:L:338:ARG:HD3	3:L:357:VAL:HG21	1.93	0.49
3:Q:284:ASP:HB3	3:Q:287:ILE:HG22	1.95	0.49
3:Q:358:ASN:ND2	3:Q:359:ASP:OD1	2.45	0.49
3:M:76:MET:SD	3:M:300:TYR:HB2	2.53	0.49
1:E:96:VAL:HG12	1:E:96:VAL:O	2.12	0.49

*Continued on next page...*

*Continued from previous page...*

Atom-1	Atom-2	Interatomic distance (Å)	Clash overlap (Å)
1:F:96:VAL:HA	1:F:101:PHE:HZ	1.77	0.49
3:J:367:ARG:NH2	3:J:386:ASN:OD1	2.45	0.49
3:J:469:ASP:HB3	3:Q:484:ARG:HB2	1.95	0.49
3:K:239:ASP:CG	3:K:242:ASN:HD22	2.21	0.49
3:L:367:ARG:NH2	3:L:386:ASN:OD1	2.46	0.49
3:O:340:THR:CG2	3:O:341:TRP:N	2.59	0.49
2:S:28:THR:HG22	2:d:99:LYS:HA	1.94	0.49
2:c:27:PHE:CD1	2:c:54:VAL:HG22	2.48	0.49
3:J:63:ALA:O	3:J:67:PHE:HB2	2.12	0.49
3:K:413:LEU:HA	3:K:427:VAL:O	2.13	0.49
2:a:92:ALA:HB2	2:a:111:ALA:HB2	1.95	0.49
3:L:247:ARG:NH2	3:L:282:ARG:O	2.46	0.49
3:N:327:LEU:HD12	3:N:363:MET:HE2	1.95	0.49
3:O:358:ASN:ND2	3:O:359:ASP:OD1	2.46	0.49
3:O:464:ASN:ND2	3:O:470:ARG:HH11	2.11	0.49
2:a:60:GLY:C	2:T:7:GLN:HB2	2.38	0.48
2:S:22:MET:SD	2:S:59:PRO:HG3	2.53	0.48
3:P:41:GLY:HA3	3:P:73:LEU:HG	1.95	0.48
3:P:5:PHE:HB3	3:P:8:ILE:HB	1.95	0.48
3:P:403:ARG:NH2	3:P:442:GLU:OE1	2.42	0.48
3:R:358:ASN:ND2	3:R:359:ASP:OD1	2.46	0.48
1:C:12:ARG:HH22	1:C:99:GLN:HG3	1.78	0.48
1:D:96:VAL:O	1:D:96:VAL:HG12	2.12	0.48
1:E:31:TRP:HD1	1:E:120:ARG:HH21	1.61	0.48
3:H:239:ASP:CG	3:H:242:ASN:HD22	2.21	0.48
3:I:131:VAL:HG22	3:I:140:LEU:HD11	1.94	0.48
3:J:39:MET:HE1	3:J:77:ALA:HA	1.94	0.48
3:J:439:LEU:HG	3:J:443:TRP:HZ3	1.76	0.48
3:O:250:LEU:HB3	3:O:286:LEU:HD13	1.94	0.48
3:P:84:ASN:HD22	3:P:312:GLN:HB2	1.77	0.48
3:P:109:SER:HB3	3:P:170:HIS:CD2	2.48	0.48
3:P:284:ASP:N	3:P:371:MET:O	2.46	0.48
3:Q:327:LEU:HD12	3:Q:363:MET:HE2	1.95	0.48
3:R:114:GLU:O	3:R:116:GLY:N	2.42	0.48
1:C:150:TYR:O	1:C:173:ASN:ND2	2.47	0.48
2:b:82:ASP:OD1	2:b:83:THR:N	2.46	0.48
3:L:131:VAL:HG22	3:L:140:LEU:HD11	1.94	0.48
3:R:271:THR:O	3:R:275:ILE:HG12	2.13	0.48
2:S:82:ASP:OD1	2:S:83:THR:N	2.46	0.48
3:G:38:LEU:HD11	3:G:92:ILE:HG13	1.96	0.48
2:V:92:ALA:HB2	2:V:111:ALA:HB2	1.95	0.48

*Continued on next page...*

*Continued from previous page...*

Atom-1	Atom-2	Interatomic distance (Å)	Clash overlap (Å)
2:X:13:ARG:NH2	2:X:80:GLN:OE1	2.46	0.48
2:Y:27:PHE:CD1	2:Y:54:VAL:HG22	2.49	0.48
3:H:439:LEU:HG	3:H:443:TRP:HZ3	1.77	0.48
3:N:57:ILE:CG2	3:N:89:LEU:HD22	2.38	0.48
3:N:127:LEU:HD13	3:N:148:ILE:HG12	1.96	0.48
3:P:34:ARG:HH11	3:P:88:GLU:HB2	1.77	0.48
3:P:109:SER:HB3	3:P:170:HIS:HD2	1.78	0.48
3:P:191:ASN:HA	3:P:196:GLU:HG3	1.95	0.48
3:Q:57:ILE:HG12	3:Q:63:ALA:HB2	1.96	0.48
3:Q:282:ARG:HB2	3:Q:371:MET:SD	2.54	0.48
2:W:116:ARG:HH11	2:W:116:ARG:HG2	1.79	0.48
2:b:22:MET:SD	2:b:59:PRO:HG3	2.54	0.48
3:J:428:THR:H	3:J:431:VAL:HB	1.78	0.48
3:K:14:VAL:HG13	3:L:366:GLU:OE1	2.14	0.48
3:K:84:ASN:HB2	3:K:308:ALA:HB1	1.94	0.48
3:L:51:PRO:HA	3:L:93:PRO:HG2	1.95	0.48
3:P:259:GLN:HA	3:P:397:ARG:NH1	2.26	0.48
3:P:267:VAL:O	3:P:299:SER:OG	2.32	0.48
3:R:250:LEU:HB3	3:R:286:LEU:HD13	1.94	0.48
2:S:65:GLY:O	2:S:69:ILE:HG12	2.14	0.48
3:G:5:PHE:HB3	3:G:8:ILE:HB	1.95	0.48
1:B:31:TRP:HD1	1:B:120:ARG:HH21	1.61	0.48
1:D:152:ARG:HH11	3:O:470:ARG:HE	1.60	0.48
1:F:36:VAL:HG21	1:F:120:ARG:HG2	1.95	0.48
2:Y:5:GLN:O	2:Y:83:THR:OG1	2.28	0.48
3:K:416:ASP:N	3:K:416:ASP:OD1	2.45	0.48
3:O:271:THR:O	3:O:275:ILE:HG12	2.14	0.48
3:P:100:ASN:N	3:P:213:ASN:OD1	2.38	0.48
3:Q:267:VAL:O	3:Q:299:SER:OG	2.28	0.48
3:M:11:ASP:O	3:H:349:PHE:HE2	1.97	0.48
3:M:284:ASP:H	3:M:371:MET:HB2	1.78	0.48
3:M:428:THR:H	3:M:431:VAL:HB	1.78	0.48
1:C:69:PHE:HB3	1:C:127:LEU:HD11	1.96	0.48
1:D:10:LEU:HD11	1:D:26:PRO:HG3	1.95	0.48
1:E:160:PRO:HG2	1:E:163:THR:OG1	2.14	0.48
3:N:284:ASP:HB3	3:N:287:ILE:HG22	1.95	0.48
3:O:306:LEU:HD21	3:O:368:MET:SD	2.54	0.48
3:R:424:GLN:HG2	3:R:426:VAL:HG23	1.96	0.48
1:A:10:LEU:HD11	1:A:26:PRO:HG3	1.94	0.48
1:D:27:LEU:HB3	1:D:49:ALA:HB2	1.96	0.48
1:D:60:ARG:NH2	1:D:139:PRO:O	2.46	0.48

*Continued on next page...*

*Continued from previous page...*

Atom-1	Atom-2	Interatomic distance (Å)	Clash overlap (Å)
1:A:82:ARG:HG2	1:A:83:PRO:HD3	1.94	0.48
3:M:469:ASP:HB3	3:N:484:ARG:HB2	1.95	0.48
3:K:275:ILE:HG22	3:K:352:ILE:HG13	1.96	0.48
3:N:84:ASN:ND2	3:N:312:GLN:HB2	2.29	0.48
3:N:106:ILE:HD11	3:N:175:LEU:HD11	1.96	0.48
3:N:267:VAL:O	3:N:299:SER:OG	2.28	0.48
3:P:38:LEU:HD11	3:P:92:ILE:HG13	1.96	0.48
2:W:92:ALA:HB2	2:W:111:ALA:HB2	1.95	0.47
2:Z:99:LYS:HA	2:b:28:THR:HG22	1.94	0.47
3:H:14:VAL:HG13	3:I:366:GLU:OE1	2.14	0.47
3:H:295:ALA:HB1	3:H:302:TYR:CE2	2.47	0.47
3:I:51:PRO:HA	3:I:93:PRO:HG2	1.95	0.47
3:K:295:ALA:HB1	3:K:302:TYR:HE2	1.79	0.47
3:O:114:GLU:C	3:O:116:GLY:H	2.20	0.47
3:R:332:PRO:HB3	3:R:363:MET:HG3	1.95	0.47
2:a:29:PRO:HG3	2:X:66:LEU:HD21	1.95	0.47
3:G:57:ILE:HD11	3:G:67:PHE:HE1	1.79	0.47
1:E:82:ARG:HH22	1:F:26:PRO:HB2	1.78	0.47
1:F:34:GLU:HG3	1:F:34:GLU:O	2.14	0.47
3:O:218:ILE:HG12	3:O:222:ILE:HG23	1.96	0.47
2:a:51:ALA:HB2	2:T:42:VAL:HG21	1.96	0.47
3:M:275:ILE:HG22	3:M:352:ILE:HG13	1.97	0.47
2:Y:12:ILE:HG23	2:Y:19:LEU:HB2	1.96	0.47
3:H:121:TYR:HB2	3:H:189:ARG:HG3	1.96	0.47
3:L:295:ALA:HB1	3:L:302:TYR:CE2	2.50	0.47
3:Q:127:LEU:HD13	3:Q:148:ILE:HG12	1.96	0.47
3:G:267:VAL:O	3:G:299:SER:OG	2.31	0.47
2:c:103:GLY:HA2	2:d:7:GLN:OE1	2.14	0.47
3:H:267:VAL:O	3:H:299:SER:OG	2.30	0.47
3:R:306:LEU:HD21	3:R:368:MET:SD	2.55	0.47
2:S:34:ARG:HD3	2:S:45:TRP:CD2	2.49	0.47
3:G:372:TYR:CD2	3:G:384:TYR:HB2	2.48	0.47
3:I:367:ARG:NH2	3:I:386:ASN:OD1	2.46	0.47
3:J:11:ASP:O	3:K:349:PHE:HE2	1.97	0.47
3:K:267:VAL:O	3:K:299:SER:OG	2.30	0.47
3:N:332:PRO:HB3	3:N:363:MET:HG3	1.97	0.47
3:Q:84:ASN:ND2	3:Q:312:GLN:HB2	2.29	0.47
3:G:191:ASN:HA	3:G:196:GLU:HG3	1.95	0.47
1:B:160:PRO:HG2	1:B:163:THR:OG1	2.14	0.47
2:Y:99:LYS:HA	2:Z:28:THR:HG22	1.96	0.47
2:b:34:ARG:HD3	2:b:45:TRP:CD2	2.50	0.47

*Continued on next page...*

*Continued from previous page...*

Atom-1	Atom-2	Interatomic distance (Å)	Clash overlap (Å)
2:S:110:MET:CE	2:Y:36:GLU:HG3	2.44	0.47
3:G:259:GLN:HA	3:G:397:ARG:NH1	2.29	0.47
2:d:19:LEU:HD13	2:d:58:ILE:HD11	1.96	0.47
3:H:156:VAL:HG12	3:H:177:ALA:HA	1.96	0.47
3:H:275:ILE:HG22	3:H:352:ILE:HG13	1.97	0.47
3:I:192:TYR:OH	3:I:332:PRO:O	2.23	0.47
3:J:218:ILE:HD11	3:J:237:TYR:HD2	1.80	0.47
3:K:40:PHE:HD2	3:K:235:MET:HE1	1.80	0.47
3:N:464:ASN:HD22	3:N:470:ARG:NH1	2.08	0.47
3:O:367:ARG:HD2	3:O:484:ARG:HD2	1.96	0.47
3:Q:96:ASN:OD1	3:Q:97:GLY:N	2.48	0.47
3:Q:489:GLN:HG2	3:Q:491:GLN:HG3	1.97	0.47
3:G:310:ALA:HA	3:G:322:LEU:HD21	1.97	0.47
1:E:106:GLY:HA2	2:X:9:VAL:HG13	1.96	0.47
2:d:13:ARG:HD3	2:d:16:GLY:HA2	1.96	0.47
3:H:40:PHE:HD2	3:H:235:MET:HE1	1.80	0.47
3:I:295:ALA:HB1	3:I:302:TYR:CE2	2.50	0.47
3:K:9:PRO:HA	3:R:316:ILE:HG12	1.97	0.47
3:L:298:PRO:HD2	3:L:301:LEU:HD12	1.96	0.47
3:Q:106:ILE:HD11	3:Q:175:LEU:HD11	1.96	0.47
1:A:111:GLN:HB3	1:A:131:LEU:HD12	1.97	0.47
3:M:192:TYR:OH	3:M:332:PRO:O	2.25	0.47
3:M:366:GLU:OE2	3:L:14:VAL:HG13	2.15	0.47
1:B:82:ARG:HH22	1:C:26:PRO:HB2	1.79	0.47
2:c:82:ASP:OD1	2:c:83:THR:N	2.48	0.47
3:K:439:LEU:HG	3:K:443:TRP:HZ3	1.77	0.47
3:N:57:ILE:HG12	3:N:63:ALA:HB2	1.96	0.47
1:A:96:VAL:HA	1:A:101:PHE:HZ	1.79	0.47
1:F:148:ASP:OD2	3:Q:463:ARG:NH1	2.47	0.47
2:U:70:ILE:HA	2:U:94:GLN:OE1	2.14	0.47
2:Y:66:LEU:HB3	2:Z:87:TRP:HZ2	1.79	0.47
2:Z:37:VAL:HG13	2:Z:37:VAL:O	2.15	0.47
3:I:298:PRO:HD2	3:I:301:LEU:HD12	1.96	0.47
3:P:57:ILE:HD11	3:P:67:PHE:HE1	1.79	0.47
3:P:340:THR:CG2	3:P:341:TRP:N	2.58	0.47
1:A:113:ARG:NH1	1:A:131:LEU:HD11	2.30	0.46
3:M:131:VAL:HG11	3:M:199:PRO:HG2	1.98	0.46
3:G:57:ILE:HD11	3:G:67:PHE:CE1	2.50	0.46
1:C:34:GLU:O	1:C:34:GLU:HG3	2.14	0.46
1:C:36:VAL:HG21	1:C:120:ARG:HG2	1.95	0.46
1:E:79:PRO:HG2	1:E:82:ARG:NE	2.30	0.46

*Continued on next page...*

*Continued from previous page...*

Atom-1	Atom-2	Interatomic distance (Å)	Clash overlap (Å)
2:b:37:VAL:HG13	2:b:37:VAL:O	2.15	0.46
2:d:30:SER:HB2	2:d:52:ALA:HB2	1.96	0.46
3:J:275:ILE:HG22	3:J:352:ILE:HG13	1.97	0.46
3:J:298:PRO:HD2	3:J:301:LEU:HD12	1.96	0.46
3:K:121:TYR:HB2	3:K:189:ARG:HG3	1.96	0.46
3:L:112:ALA:HB3	3:L:135:ALA:H	1.79	0.46
3:N:489:GLN:HG2	3:N:491:GLN:HG3	1.97	0.46
3:P:57:ILE:HD11	3:P:67:PHE:CE1	2.50	0.46
3:M:121:TYR:OH	3:M:196:GLU:OE1	2.30	0.46
1:D:96:VAL:HA	1:D:101:PHE:HZ	1.79	0.46
1:D:152:ARG:O	3:O:470:ARG:HA	2.15	0.46
2:X:70:ILE:HA	2:X:94:GLN:OE1	2.14	0.46
3:H:9:PRO:HA	3:O:316:ILE:HG12	1.97	0.46
3:R:218:ILE:HG12	3:R:222:ILE:HG23	1.96	0.46
1:A:152:ARG:O	3:R:470:ARG:HA	2.16	0.46
1:C:96:VAL:HA	1:C:101:PHE:HZ	1.80	0.46
1:D:69:PHE:HB3	1:D:127:LEU:HD11	1.98	0.46
1:F:64:SER:O	1:F:133:SER:HA	2.16	0.46
2:d:37:VAL:O	2:d:37:VAL:HG13	2.16	0.46
3:L:76:MET:HE1	3:L:236:PRO:HD3	1.98	0.46
3:L:131:VAL:HG11	3:L:199:PRO:HG2	1.97	0.46
3:O:5:PHE:HB3	3:O:8:ILE:HB	1.96	0.46
1:A:69:PHE:HB3	1:A:127:LEU:HD11	1.97	0.46
3:M:478:ASN:HA	3:N:493:ILE:HB	1.97	0.46
1:B:79:PRO:HG2	1:B:82:ARG:NE	2.31	0.46
1:D:111:GLN:HB3	1:D:131:LEU:HD12	1.97	0.46
2:c:99:LYS:HA	2:d:28:THR:HG22	1.97	0.46
3:I:131:VAL:HG11	3:I:199:PRO:HG2	1.97	0.46
3:K:156:VAL:HG12	3:K:177:ALA:HA	1.96	0.46
3:O:114:GLU:O	3:O:116:GLY:N	2.42	0.46
3:J:84:ASN:HB2	3:J:308:ALA:HB1	1.97	0.46
3:G:464:ASN:HD22	3:G:470:ARG:HH22	1.63	0.46
3:O:424:GLN:HG2	3:O:426:VAL:HG23	1.96	0.46
3:P:261:ASP:OD1	3:P:397:ARG:NH2	2.49	0.46
2:S:37:VAL:HG13	2:S:37:VAL:O	2.15	0.46
2:S:87:TRP:HZ2	2:d:66:LEU:HB3	1.80	0.46
3:M:298:PRO:HD2	3:M:301:LEU:HD12	1.96	0.46
3:G:140:LEU:HD23	3:G:140:LEU:HA	1.79	0.46
3:G:323:GLN:NE2	3:L:409:PRO:O	2.48	0.46
2:Y:82:ASP:OD1	2:Y:83:THR:N	2.48	0.46
2:c:94:GLN:HG3	2:d:34:ARG:NH1	2.30	0.46

*Continued on next page...*

*Continued from previous page...*

Atom-1	Atom-2	Interatomic distance (Å)	Clash overlap (Å)
3:J:111:THR:HG22	3:J:112:ALA:H	1.80	0.46
3:N:282:ARG:HB2	3:N:371:MET:SD	2.55	0.46
3:R:5:PHE:HB3	3:R:8:ILE:HB	1.97	0.46
2:a:70:ILE:HG21	2:T:29:PRO:HG2	1.97	0.46
3:M:218:ILE:HD11	3:M:237:TYR:HD2	1.80	0.46
1:C:115:LEU:HG	1:C:127:LEU:HD23	1.97	0.46
1:E:169:HIS:CD2	3:P:256:PRO:HB2	2.51	0.46
2:U:22:MET:HE1	2:U:104:GLU:HG3	1.97	0.46
3:K:295:ALA:HB1	3:K:302:TYR:CE2	2.51	0.46
3:R:461:VAL:HG13	3:R:473:VAL:HG22	1.97	0.46
3:J:131:VAL:HG11	3:J:199:PRO:HG2	1.98	0.46
3:J:161:ARG:NH2	3:J:172:ASP:OD2	2.49	0.46
3:G:321:PRO:HB2	3:G:323:GLN:HG3	1.97	0.46
1:E:162:GLU:O	3:P:376:LYS:HD2	2.16	0.46
1:F:69:PHE:HB3	1:F:127:LEU:HD11	1.97	0.46
3:P:283:ASN:ND2	3:P:374:THR:HB	2.30	0.46
3:Q:332:PRO:HB3	3:Q:363:MET:HG3	1.97	0.46
3:R:408:PHE:CD2	3:R:427:VAL:HG11	2.51	0.46
2:a:42:VAL:HG11	2:X:51:ALA:HB2	1.98	0.45
3:M:84:ASN:HB2	3:M:308:ALA:HB1	1.98	0.45
3:G:439:LEU:HG	3:G:443:TRP:CZ3	2.51	0.45
2:T:92:ALA:HB2	2:T:111:ALA:HB2	1.96	0.45
3:O:408:PHE:CD2	3:O:427:VAL:HG11	2.51	0.45
3:P:310:ALA:HA	3:P:322:LEU:HD21	1.97	0.45
1:A:64:SER:O	1:A:133:SER:HA	2.16	0.45
3:G:413:LEU:HD23	1:B:148:ASP:O	2.16	0.45
3:G:451:ASP:OD1	3:G:452:PHE:N	2.49	0.45
2:U:51:ALA:HB2	2:V:42:VAL:HG11	1.97	0.45
3:L:192:TYR:OH	3:L:332:PRO:O	2.23	0.45
3:P:451:ASP:OD1	3:P:452:PHE:N	2.49	0.45
3:R:127:LEU:HD13	3:R:148:ILE:HG12	1.99	0.45
3:R:367:ARG:HD2	3:R:484:ARG:HD2	1.96	0.45
2:S:27:PHE:HD1	2:S:54:VAL:HG22	1.81	0.45
3:M:161:ARG:NH2	3:M:172:ASP:OD2	2.49	0.45
3:M:246:LEU:HD12	3:M:246:LEU:HA	1.78	0.45
2:T:107:LEU:HD23	2:T:109:LEU:HD21	1.98	0.45
2:V:70:ILE:HG21	2:W:29:PRO:HG2	1.98	0.45
2:Z:70:ILE:HG22	2:Z:98:PRO:HG3	1.98	0.45
3:K:409:PRO:O	3:R:323:GLN:NE2	2.50	0.45
3:O:111:THR:O	3:O:201:GLY:HA3	2.16	0.45
1:F:115:LEU:HG	1:F:127:LEU:HD23	1.98	0.45

*Continued on next page...*

*Continued from previous page...*

Atom-1	Atom-2	Interatomic distance (Å)	Clash overlap (Å)
2:c:32:ILE:HG23	2:c:48:LYS:H	1.81	0.45
3:I:409:PRO:O	3:P:323:GLN:NE2	2.49	0.45
3:M:222:ILE:HA	3:M:225:MET:HB2	1.98	0.45
1:B:82:ARG:HD3	1:B:85:ILE:HD11	1.97	0.45
2:W:107:LEU:HD23	2:W:109:LEU:HD21	1.98	0.45
2:Y:73:GLU:HG2	2:Z:34:ARG:HH21	1.81	0.45
2:c:96:ASP:CG	2:c:97:GLU:H	2.24	0.45
3:H:230:TYR:HB2	3:H:253:ARG:HH12	1.81	0.45
3:J:192:TYR:OH	3:J:332:PRO:O	2.24	0.45
3:J:239:ASP:OD1	3:J:239:ASP:N	2.49	0.45
3:J:478:ASN:HA	3:Q:493:ILE:HB	1.97	0.45
3:N:96:ASN:OD1	3:N:97:GLY:N	2.50	0.45
3:O:127:LEU:HD13	3:O:148:ILE:HG12	1.99	0.45
3:P:321:PRO:HB2	3:P:323:GLN:HG3	1.97	0.45
3:R:163:ASP:OD1	3:R:163:ASP:N	2.49	0.45
1:A:108:ARG:HA	1:B:59:ARG:HH12	1.82	0.45
2:a:101:ASP:HA	2:T:26:SER:HA	1.98	0.45
3:G:271:THR:O	3:G:275:ILE:HG12	2.17	0.45
1:D:22:ARG:HD2	1:D:42:ALA:HB1	1.98	0.45
1:D:86:TYR:O	1:D:90:GLU:HG3	2.17	0.45
1:D:113:ARG:NH1	1:D:131:LEU:HD11	2.31	0.45
3:H:44:GLY:H	3:H:71:SER:HB3	1.82	0.45
3:O:236:PRO:HB3	3:O:300:TYR:HB3	1.99	0.45
3:O:416:ASP:HA	3:O:428:THR:HB	1.98	0.45
3:R:192:TYR:O	3:R:193:TYR:HB2	2.17	0.45
1:A:22:ARG:HD2	1:A:42:ALA:HB1	1.99	0.45
3:M:349:PHE:CZ	3:L:13:ARG:HG3	2.52	0.45
2:V:22:MET:HE1	2:V:104:GLU:OE2	2.17	0.45
3:J:67:PHE:HE1	3:J:93:PRO:HB3	1.82	0.45
3:K:44:GLY:H	3:K:71:SER:HB3	1.82	0.45
3:L:437:LEU:HD11	3:L:456:LYS:HG3	1.99	0.45
3:O:403:ARG:NH2	3:O:435:GLU:OE2	2.50	0.45
2:S:27:PHE:HB3	2:d:100:ASN:HB3	1.97	0.45
1:B:176:LYS:HA	1:B:176:LYS:HD3	1.78	0.45
3:I:437:LEU:HD11	3:I:456:LYS:HG3	1.99	0.45
3:O:192:TYR:O	3:O:193:TYR:HB2	2.17	0.45
3:P:271:THR:O	3:P:275:ILE:HG12	2.17	0.45
3:G:136:THR:HG23	3:G:139:ALA:H	1.82	0.45
3:G:193:TYR:OH	3:G:331:MET:HE2	2.17	0.45
3:G:492:PHE:HA	3:L:477:PRO:HD2	1.99	0.45
1:D:148:ASP:O	3:O:413:LEU:HD23	2.17	0.45

*Continued on next page...*

*Continued from previous page...*

Atom-1	Atom-2	Interatomic distance (Å)	Clash overlap (Å)
1:F:163:THR:OG1	3:Q:381:ASP:OD2	2.31	0.45
3:O:330:ARG:HE	3:O:330:ARG:HA	1.82	0.45
3:P:140:LEU:HD23	3:P:140:LEU:HA	1.79	0.45
3:P:193:TYR:OH	3:P:331:MET:HE2	2.17	0.45
3:M:232:TYR:OH	3:M:314:LEU:HD12	2.17	0.45
3:J:409:PRO:O	3:Q:323:GLN:NE2	2.50	0.45
3:K:230:TYR:HB2	3:K:253:ARG:HH12	1.81	0.45
3:Q:109:SER:HB2	3:Q:170:HIS:HD2	1.82	0.45
3:Q:321:PRO:HB2	3:Q:323:GLN:HG3	1.99	0.45
1:D:31:TRP:HD1	1:D:120:ARG:HH21	1.65	0.44
1:F:80:VAL:HG22	1:F:81:ASN:OD1	2.17	0.44
1:F:150:TYR:CE1	3:Q:471:LEU:HD23	2.51	0.44
3:P:439:LEU:HG	3:P:443:TRP:CZ3	2.51	0.44
3:R:236:PRO:HB3	3:R:300:TYR:HB3	1.99	0.44
1:B:108:ARG:HB3	1:C:59:ARG:HH22	1.82	0.44
2:V:107:LEU:HD23	2:V:109:LEU:HD21	1.98	0.44
3:J:45:SER:O	3:J:46:LYS:HG2	2.17	0.44
3:P:239:ASP:OD1	3:P:241:PRO:HD2	2.17	0.44
3:R:403:ARG:NH2	3:R:435:GLU:OE2	2.50	0.44
3:M:14:VAL:HG13	3:H:366:GLU:OE1	2.17	0.44
3:M:67:PHE:HE1	3:M:93:PRO:HB3	1.82	0.44
3:M:301:LEU:HB3	3:M:330:ARG:NH1	2.33	0.44
3:M:366:GLU:OE2	3:L:15:PRO:HD2	2.18	0.44
1:C:170:ILE:HD12	3:N:401:ARG:HG3	1.99	0.44
1:E:60:ARG:NH2	1:E:139:PRO:O	2.51	0.44
3:H:45:SER:O	3:H:46:LYS:HG2	2.17	0.44
3:H:409:PRO:O	3:O:323:GLN:NE2	2.50	0.44
3:I:477:PRO:HD2	3:P:492:PHE:HA	1.98	0.44
3:J:107:SER:OG	3:J:205:ALA:HB3	2.17	0.44
3:J:222:ILE:HA	3:J:225:MET:HB2	1.98	0.44
3:O:230:TYR:HD2	3:O:253:ARG:HH12	1.64	0.44
2:S:32:ILE:HG23	2:S:48:LYS:H	1.82	0.44
3:M:45:SER:O	3:M:46:LYS:HG2	2.17	0.44
3:G:218:ILE:HG22	3:G:222:ILE:HG23	2.00	0.44
3:G:222:ILE:HA	3:G:225:MET:HG3	1.99	0.44
1:D:50:TRP:NE1	1:D:52:GLY:O	2.50	0.44
3:K:298:PRO:HD2	3:K:301:LEU:HD12	2.00	0.44
3:K:344:ARG:NH1	3:K:366:GLU:OE1	2.51	0.44
3:P:192:TYR:OH	3:P:332:PRO:O	2.21	0.44
3:P:218:ILE:HG22	3:P:222:ILE:HG23	2.00	0.44
1:A:152:ARG:HH11	3:R:470:ARG:HE	1.65	0.44

*Continued on next page...*

*Continued from previous page...*

Atom-1	Atom-2	Interatomic distance (Å)	Clash overlap (Å)
3:I:13:ARG:HG3	3:J:349:PHE:CZ	2.52	0.44
3:N:109:SER:HB2	3:N:170:HIS:HD2	1.82	0.44
3:Q:443:TRP:CD1	3:Q:449:VAL:HG11	2.53	0.44
1:E:105:THR:OG1	2:X:82:ASP:OD2	2.36	0.44
2:b:77:VAL:HG22	2:b:89:LEU:HB2	2.00	0.44
3:H:298:PRO:HD2	3:H:301:LEU:HD12	1.99	0.44
3:H:344:ARG:NH1	3:H:366:GLU:OE1	2.50	0.44
3:I:222:ILE:HA	3:I:225:MET:HB2	2.00	0.44
3:J:14:VAL:HG13	3:K:366:GLU:OE1	2.18	0.44
3:J:232:TYR:OH	3:J:314:LEU:HD12	2.17	0.44
1:A:86:TYR:O	1:A:90:GLU:HG3	2.17	0.44
1:A:90:GLU:OE2	1:B:2:LEU:CG	2.60	0.44
1:A:148:ASP:O	3:R:413:LEU:HD23	2.17	0.44
2:S:13:ARG:HG3	2:S:18:GLU:H	1.82	0.44
3:G:161:ARG:HH11	3:G:161:ARG:HG2	1.83	0.44
3:G:240:GLU:OE1	3:G:240:GLU:N	2.44	0.44
3:G:416:ASP:HA	3:G:428:THR:HB	1.98	0.44
2:V:20:GLU:HA	2:V:20:GLU:OE1	2.17	0.44
3:I:120:THR:HG22	3:I:190:TRP:NE1	2.33	0.44
3:O:284:ASP:N	3:O:371:MET:O	2.51	0.44
3:P:192:TYR:O	3:P:193:TYR:HB2	2.17	0.44
3:R:230:TYR:HD2	3:R:253:ARG:HH12	1.64	0.44
3:R:285:HIS:C	3:R:370:THR:CG2	2.90	0.44
1:A:27:LEU:HB3	1:A:49:ALA:HB2	2.00	0.44
3:M:41:GLY:HA3	3:M:73:LEU:HD13	2.00	0.44
3:G:493:ILE:HB	3:L:478:ASN:HA	2.00	0.44
1:B:144:LEU:HD23	1:B:144:LEU:HA	1.92	0.44
2:Z:77:VAL:CG1	2:Z:89:LEU:HB2	2.47	0.44
3:H:37:VAL:HG22	3:H:232:TYR:HB2	1.99	0.44
3:J:121:TYR:OH	3:J:196:GLU:OE1	2.30	0.44
3:L:302:TYR:CD1	3:L:330:ARG:HD3	2.53	0.44
3:O:451:ASP:OD1	3:O:452:PHE:N	2.51	0.44
3:P:416:ASP:HA	3:P:428:THR:HB	1.99	0.44
3:P:464:ASN:HD21	3:P:470:ARG:NH2	2.15	0.44
3:R:451:ASP:OD1	3:R:452:PHE:N	2.51	0.44
1:C:65:ARG:HA	1:C:132:PHE:O	2.18	0.44
1:E:82:ARG:HD3	1:E:85:ILE:HD11	1.99	0.44
1:E:159:PHE:CE1	3:P:477:PRO:HG3	2.53	0.44
2:b:92:ALA:HA	2:b:111:ALA:HB2	1.99	0.44
3:K:37:VAL:HG22	3:K:232:TYR:HB2	1.99	0.44
3:L:232:TYR:OH	3:L:314:LEU:HD12	2.17	0.44

*Continued on next page...*

*Continued from previous page...*

Atom-1	Atom-2	Interatomic distance (Å)	Clash overlap (Å)
3:P:161:ARG:HG2	3:P:161:ARG:HH11	1.83	0.44
3:R:330:ARG:HE	3:R:330:ARG:HA	1.82	0.44
2:S:27:PHE:CD1	2:S:54:VAL:HG22	2.53	0.43
3:M:107:SER:OG	3:M:205:ALA:HB3	2.17	0.43
3:G:121:TYR:CD2	3:G:192:TYR:HB3	2.53	0.43
1:D:144:LEU:HD23	1:D:144:LEU:HA	1.89	0.43
1:D:162:GLU:HB3	3:O:376:LYS:HB2	2.00	0.43
1:F:150:TYR:O	1:F:173:ASN:ND2	2.51	0.43
2:b:32:ILE:HG23	2:b:48:LYS:H	1.83	0.43
2:c:70:ILE:HG22	2:c:98:PRO:HG2	2.00	0.43
2:c:73:GLU:HG2	2:d:34:ARG:HH21	1.81	0.43
2:d:70:ILE:HG22	2:d:98:PRO:HG3	1.99	0.43
3:I:302:TYR:CD1	3:I:330:ARG:HD3	2.53	0.43
3:N:403:ARG:HA	3:N:403:ARG:HD3	1.80	0.43
3:P:136:THR:HG23	3:P:139:ALA:H	1.82	0.43
3:P:139:ALA:O	3:P:143:LEU:HD13	2.17	0.43
3:R:284:ASP:N	3:R:371:MET:O	2.51	0.43
3:R:416:ASP:HA	3:R:428:THR:HB	1.98	0.43
3:M:409:PRO:O	3:N:323:GLN:NE2	2.50	0.43
3:I:290:MET:CE	3:I:355:PHE:HB3	2.48	0.43
3:K:45:SER:O	3:K:46:LYS:HG2	2.17	0.43
3:K:410:ASN:HB2	3:R:321:PRO:HG2	2.01	0.43
3:L:120:THR:HG22	3:L:190:TRP:NE1	2.33	0.43
3:P:67:PHE:HE2	3:P:93:PRO:HD3	1.83	0.43
3:P:344:ARG:NH1	3:P:366:GLU:OE1	2.52	0.43
3:Q:427:VAL:HG23	3:Q:427:VAL:O	2.18	0.43
3:M:403:ARG:HG2	3:M:439:LEU:HD22	2.01	0.43
3:G:67:PHE:HE2	3:G:93:PRO:HD3	1.83	0.43
3:G:470:ARG:HD2	1:B:154:TRP:CE3	2.53	0.43
1:B:96:VAL:HA	1:B:101:PHE:CZ	2.53	0.43
1:C:64:SER:O	1:C:133:SER:HA	2.18	0.43
1:F:170:ILE:HD12	3:Q:401:ARG:HG3	1.98	0.43
2:T:70:ILE:HG21	2:U:29:PRO:HG2	2.00	0.43
3:K:127:LEU:HD22	3:K:147:ARG:HG3	2.00	0.43
3:O:84:ASN:HB3	3:O:308:ALA:HB1	2.01	0.43
3:Q:259:GLN:HA	3:Q:397:ARG:NH1	2.31	0.43
1:A:31:TRP:HD1	1:A:120:ARG:HH21	1.67	0.43
2:S:85:GLU:OE2	2:S:85:GLU:N	2.52	0.43
3:G:192:TYR:O	3:G:193:TYR:HB2	2.17	0.43
3:G:344:ARG:NH1	3:G:366:GLU:OE1	2.52	0.43
1:C:80:VAL:HG22	1:C:81:ASN:OD1	2.18	0.43

*Continued on next page...*

*Continued from previous page...*

Atom-1	Atom-2	Interatomic distance (Å)	Clash overlap (Å)
2:Y:94:GLN:HG3	2:Z:34:ARG:NH1	2.30	0.43
2:b:66:LEU:HB3	2:c:87:TRP:HZ2	1.82	0.43
3:J:285:HIS:HB3	3:J:372:TYR:CD1	2.54	0.43
3:P:240:GLU:OE1	3:P:240:GLU:N	2.44	0.43
3:Q:393:LEU:HG	3:Q:479:LEU:HD11	2.00	0.43
3:R:3:ILE:HG12	3:R:423:GLY:HA3	2.00	0.43
3:R:467:ASP:CB	3:R:470:ARG:HH12	2.31	0.43
3:M:239:ASP:N	3:M:239:ASP:OD1	2.49	0.43
3:M:285:HIS:HB3	3:M:372:TYR:CD1	2.54	0.43
3:G:283:ASN:ND2	3:G:374:THR:HB	2.33	0.43
3:G:316:ILE:HG12	3:L:9:PRO:HA	2.01	0.43
1:C:113:ARG:NH1	1:C:131:LEU:HD11	2.32	0.43
2:T:70:ILE:HA	2:T:94:GLN:OE1	2.18	0.43
2:W:70:ILE:HA	2:W:94:GLN:OE1	2.18	0.43
2:Y:32:ILE:HG23	2:Y:48:LYS:H	1.83	0.43
3:I:437:LEU:HD22	3:I:452:PHE:HE1	1.83	0.43
3:J:301:LEU:HB3	3:J:330:ARG:NH1	2.33	0.43
3:J:403:ARG:HG2	3:J:439:LEU:HD22	2.01	0.43
3:K:107:SER:OG	3:K:205:ALA:HB3	2.18	0.43
3:L:275:ILE:HG22	3:L:352:ILE:HG13	2.01	0.43
3:N:73:LEU:HD23	3:N:73:LEU:HA	1.92	0.43
3:N:427:VAL:O	3:N:427:VAL:HG23	2.18	0.43
3:Q:34:ARG:NH1	3:Q:88:GLU:HB2	2.33	0.43
2:S:77:VAL:HG22	2:S:89:LEU:HB2	2.01	0.43
3:G:121:TYR:CE2	3:G:192:TYR:HB3	2.53	0.43
1:F:117:ASP:OD1	1:F:120:ARG:NH1	2.52	0.43
1:F:148:ASP:O	3:Q:413:LEU:HD23	2.18	0.43
2:U:14:VAL:HG12	2:U:77:VAL:HG22	2.00	0.43
2:Y:29:PRO:O	2:Y:50:ARG:NE	2.51	0.43
3:H:233:ILE:O	3:H:264:ALA:HA	2.18	0.43
3:L:437:LEU:HD22	3:L:452:PHE:HE1	1.83	0.43
3:N:321:PRO:HB2	3:N:323:GLN:HG3	1.99	0.43
3:O:190:TRP:HD1	3:O:191:ASN:OD1	2.01	0.43
3:O:218:ILE:HG23	3:O:218:ILE:O	2.19	0.43
3:O:259:GLN:HA	3:O:397:ARG:NH1	2.33	0.43
3:R:35:GLN:HB3	3:R:315:SER:OG	2.19	0.43
3:R:218:ILE:HG23	3:R:218:ILE:O	2.19	0.43
3:R:344:ARG:NH1	3:R:366:GLU:OE1	2.52	0.43
1:A:36:VAL:HG21	1:A:120:ARG:HG2	2.00	0.43
2:S:11:PHE:HE2	2:U:41:ARG:HG3	1.83	0.43
1:C:144:LEU:HD23	1:C:144:LEU:HA	1.92	0.43

*Continued on next page...*

*Continued from previous page...*

Atom-1	Atom-2	Interatomic distance (Å)	Clash overlap (Å)
2:U:92:ALA:HB2	2:U:111:ALA:HB2	2.00	0.43
2:b:110:MET:CE	2:c:36:GLU:HG3	2.47	0.43
2:c:29:PRO:O	2:c:50:ARG:NE	2.51	0.43
2:d:77:VAL:CG1	2:d:89:LEU:HB2	2.48	0.43
3:I:232:TYR:OH	3:I:314:LEU:HD12	2.17	0.43
3:L:107:SER:OG	3:L:205:ALA:HB3	2.19	0.43
3:L:235:MET:HE3	3:L:246:LEU:HD22	2.01	0.43
3:N:285:HIS:CA	3:N:370:THR:CG2	2.93	0.43
3:N:443:TRP:CD1	3:N:449:VAL:HG11	2.53	0.43
3:O:3:ILE:HG12	3:O:423:GLY:HA3	2.00	0.43
3:O:35:GLN:HB3	3:O:315:SER:OG	2.19	0.43
3:O:267:VAL:O	3:O:299:SER:OG	2.34	0.43
3:P:222:ILE:HA	3:P:225:MET:HG3	1.99	0.43
3:Q:163:ASP:OD1	3:Q:163:ASP:N	2.50	0.43
3:Q:285:HIS:CA	3:Q:370:THR:CG2	2.93	0.43
3:R:84:ASN:HB3	3:R:308:ALA:HB1	2.01	0.43
3:R:190:TRP:HD1	3:R:191:ASN:OD1	2.01	0.43
3:R:330:ARG:HA	3:R:330:ARG:NE	2.34	0.43
1:A:176:LYS:HD3	1:A:176:LYS:HA	1.73	0.43
3:G:51:PRO:HA	3:G:93:PRO:HG2	2.01	0.43
1:C:90:GLU:OE2	1:D:2:LEU:N	2.32	0.43
1:C:108:ARG:HB3	1:D:59:ARG:HH22	1.83	0.43
1:D:36:VAL:HG21	1:D:120:ARG:HG2	2.00	0.43
2:U:57:LYS:HD2	2:U:104:GLU:OE1	2.19	0.43
3:H:107:SER:OG	3:H:205:ALA:HB3	2.18	0.43
3:I:9:PRO:HB2	3:I:11:ASP:OD1	2.19	0.43
3:L:67:PHE:HE1	3:L:93:PRO:HD3	1.84	0.43
3:O:330:ARG:HA	3:O:330:ARG:NE	2.34	0.43
3:P:121:TYR:CE2	3:P:192:TYR:HB3	2.53	0.43
3:P:196:GLU:OE1	3:P:196:GLU:N	2.52	0.43
3:P:330:ARG:HE	3:P:330:ARG:HA	1.84	0.43
3:Q:283:ASN:ND2	3:Q:374:THR:HB	2.31	0.43
3:R:114:GLU:C	3:R:116:GLY:N	2.77	0.43
1:A:24:VAL:HG12	1:A:46:VAL:HG22	2.00	0.43
3:M:379:ASP:OD2	3:G:402:THR:HA	2.19	0.43
3:G:436:LEU:HD23	3:G:436:LEU:HA	1.88	0.43
2:X:39:GLY:HA3	2:b:21:SER:O	2.19	0.43
2:c:27:PHE:HD1	2:c:54:VAL:HG22	1.84	0.43
3:I:235:MET:HE3	3:I:246:LEU:HD22	2.01	0.43
3:J:36:ARG:HD2	3:J:230:TYR:H	1.84	0.43
3:J:246:LEU:HA	3:J:246:LEU:HD12	1.78	0.43

*Continued on next page...*

*Continued from previous page...*

Atom-1	Atom-2	Interatomic distance (Å)	Clash overlap (Å)
3:J:267:VAL:O	3:J:299:SER:OG	2.34	0.43
3:J:469:ASP:OD1	3:Q:481:ASN:HB3	2.19	0.43
3:O:196:GLU:N	3:O:196:GLU:OE1	2.51	0.43
3:P:121:TYR:CD2	3:P:192:TYR:HB3	2.53	0.43
3:Q:403:ARG:HA	3:Q:403:ARG:HD3	1.80	0.43
3:G:477:PRO:HG3	1:B:159:PHE:CE1	2.53	0.43
1:B:60:ARG:NH2	1:B:139:PRO:O	2.52	0.43
1:D:108:ARG:HA	1:E:59:ARG:HH12	1.84	0.43
3:K:233:ILE:O	3:K:264:ALA:HA	2.18	0.43
3:K:367:ARG:NH2	3:K:386:ASN:OD1	2.52	0.43
3:O:191:ASN:HA	3:O:196:GLU:HG3	2.01	0.43
3:P:427:VAL:HG23	3:P:427:VAL:O	2.19	0.43
3:Q:3:ILE:HG13	3:Q:423:GLY:HA3	2.01	0.43
2:S:59:PRO:HB2	2:Y:6:ARG:HD3	2.01	0.42
3:G:67:PHE:CE2	3:G:93:PRO:HD3	2.54	0.42
2:Y:5:GLN:HA	2:Y:5:GLN:HE21	1.84	0.42
3:H:367:ARG:NH2	3:H:386:ASN:OD1	2.52	0.42
3:H:410:ASN:HB2	3:O:321:PRO:HG2	2.00	0.42
3:I:9:PRO:HA	3:P:316:ILE:HG12	2.01	0.42
3:I:161:ARG:NH2	3:I:172:ASP:OD2	2.52	0.42
3:N:3:ILE:HG13	3:N:423:GLY:HA3	2.00	0.42
3:N:163:ASP:OD1	3:N:163:ASP:N	2.50	0.42
3:O:114:GLU:C	3:O:116:GLY:N	2.77	0.42
3:M:264:ALA:HB3	3:M:287:ILE:HG13	2.01	0.42
3:M:440:PHE:CE1	3:M:449:VAL:HG21	2.54	0.42
3:M:469:ASP:OD1	3:N:481:ASN:HB3	2.19	0.42
2:Y:70:ILE:HG22	2:Y:98:PRO:HG2	2.01	0.42
3:I:112:ALA:HB3	3:I:135:ALA:H	1.84	0.42
3:I:275:ILE:HG22	3:I:352:ILE:HG13	2.01	0.42
3:I:410:ASN:HA	3:P:323:GLN:HE21	1.84	0.42
3:J:41:GLY:HA3	3:J:73:LEU:HD13	2.00	0.42
3:L:322:LEU:HA	3:L:325:LEU:HD23	2.00	0.42
3:N:310:ALA:HA	3:N:322:LEU:HD21	2.00	0.42
3:O:327:LEU:HD12	3:O:363:MET:HE2	2.01	0.42
3:Q:310:ALA:HA	3:Q:322:LEU:HD21	2.00	0.42
3:R:259:GLN:HA	3:R:397:ARG:NH1	2.33	0.42
1:A:162:GLU:HB3	3:R:376:LYS:HB2	2.00	0.42
2:S:21:SER:O	2:U:39:GLY:HA3	2.19	0.42
3:M:267:VAL:O	3:M:299:SER:OG	2.34	0.42
3:M:468:LYS:HA	3:M:468:LYS:HD2	1.89	0.42
1:C:107:MET:HE2	1:C:134:GLY:HA3	2.00	0.42

*Continued on next page...*

*Continued from previous page...*

Atom-1	Atom-2	Interatomic distance (Å)	Clash overlap (Å)
1:D:74:LEU:HD12	1:D:74:LEU:O	2.19	0.42
2:X:92:ALA:HB2	2:X:111:ALA:HB2	2.01	0.42
2:b:65:GLY:O	2:b:69:ILE:HG12	2.19	0.42
2:d:34:ARG:HD3	2:d:45:TRP:CD2	2.54	0.42
3:I:107:SER:OG	3:I:205:ALA:HB3	2.18	0.42
3:J:264:ALA:HB3	3:J:287:ILE:HG13	2.02	0.42
3:K:120:THR:HG22	3:K:190:TRP:NE1	2.34	0.42
3:P:264:ALA:HB3	3:P:287:ILE:HG23	2.01	0.42
3:M:108:LEU:HD23	3:M:108:LEU:HA	1.89	0.42
3:G:330:ARG:HA	3:G:330:ARG:HE	1.84	0.42
3:G:370:THR:OG1	3:G:384:TYR:O	2.34	0.42
3:H:275:ILE:HG21	3:H:291:GLY:HA3	2.01	0.42
3:I:322:LEU:HA	3:I:325:LEU:HD23	2.00	0.42
3:J:67:PHE:CE1	3:J:73:LEU:HD23	2.55	0.42
3:L:290:MET:CE	3:L:355:PHE:HB3	2.48	0.42
3:N:192:TYR:HE2	3:N:193:TYR:HE1	1.56	0.42
3:O:310:ALA:HA	3:O:322:LEU:HD21	2.01	0.42
3:R:196:GLU:OE1	3:R:196:GLU:N	2.51	0.42
2:a:40:SER:OG	2:c:11:PHE:CD2	2.73	0.42
2:S:66:LEU:HB3	2:Y:87:TRP:HZ2	1.83	0.42
3:G:196:GLU:OE1	3:G:196:GLU:N	2.52	0.42
3:G:464:ASN:HD22	3:G:470:ARG:HH12	1.67	0.42
1:C:74:LEU:HD12	1:C:74:LEU:O	2.20	0.42
1:C:117:ASP:OD1	1:C:120:ARG:NH1	2.52	0.42
2:W:70:ILE:HG21	2:X:29:PRO:HG2	2.01	0.42
2:Z:64:ILE:HD12	2:Z:64:ILE:H	1.84	0.42
3:P:51:PRO:HA	3:P:93:PRO:HG2	2.00	0.42
3:Q:15:PRO:HG3	3:R:367:ARG:HG3	2.02	0.42
3:R:111:THR:O	3:R:201:GLY:HA3	2.19	0.42
3:R:283:ASN:ND2	3:R:374:THR:HB	2.32	0.42
3:R:292:ILE:HG21	3:R:295:ALA:HB2	2.01	0.42
1:C:60:ARG:NH2	1:C:140:SER:HA	2.35	0.42
3:H:127:LEU:HD22	3:H:147:ARG:HG3	2.00	0.42
3:K:443:TRP:CD1	3:K:449:VAL:HB	2.55	0.42
3:L:156:VAL:HG23	3:L:176:SER:C	2.45	0.42
3:L:222:ILE:HA	3:L:225:MET:HB2	2.00	0.42
3:R:191:ASN:HA	3:R:196:GLU:HG3	2.01	0.42
3:G:35:GLN:HB3	3:G:315:SER:OG	2.20	0.42
1:C:57:ARG:NH2	2:U:102:GLY:O	2.52	0.42
1:D:24:VAL:HG12	1:D:46:VAL:HG22	2.00	0.42
1:E:74:LEU:HD12	1:E:74:LEU:O	2.20	0.42

*Continued on next page...*

*Continued from previous page...*

Atom-1	Atom-2	Interatomic distance (Å)	Clash overlap (Å)
1:F:60:ARG:NH2	1:F:140:SER:HA	2.35	0.42
2:T:17:MET:HE2	2:T:17:MET:HB3	1.86	0.42
2:Z:34:ARG:HD3	2:Z:45:TRP:CD2	2.54	0.42
2:Z:66:LEU:HB3	2:b:87:TRP:CZ2	2.54	0.42
3:H:120:THR:HG22	3:H:190:TRP:NE1	2.34	0.42
3:I:437:LEU:HD22	3:I:452:PHE:CE1	2.55	0.42
3:J:108:LEU:HD23	3:J:108:LEU:HA	1.81	0.42
3:J:379:ASP:OD2	3:P:402:THR:HA	2.19	0.42
3:L:290:MET:SD	3:L:306:LEU:HD22	2.59	0.42
3:L:437:LEU:HD22	3:L:452:PHE:CE1	2.55	0.42
3:N:393:LEU:HG	3:N:479:LEU:HD11	2.00	0.42
3:O:231:LYS:HB3	3:O:232:TYR:CD1	2.55	0.42
3:O:283:ASN:ND2	3:O:374:THR:HB	2.34	0.42
3:G:230:TYR:HD2	3:G:253:ARG:HH12	1.68	0.42
1:C:105:THR:HG21	2:V:6:ARG:O	2.19	0.42
1:E:154:TRP:CG	3:P:470:ARG:HD2	2.55	0.42
2:Y:31:GLY:O	2:Y:32:ILE:HD13	2.20	0.42
3:H:443:TRP:CD1	3:H:449:VAL:HB	2.55	0.42
3:L:449:VAL:CG1	3:L:450:GLU:N	2.83	0.42
3:N:259:GLN:HA	3:N:397:ARG:NH1	2.31	0.42
3:Q:109:SER:HB2	3:Q:170:HIS:CD2	2.54	0.42
2:a:107:LEU:HD23	2:a:109:LEU:HD21	2.00	0.42
2:S:10:ALA:O	2:U:40:SER:OG	2.33	0.42
3:G:427:VAL:O	3:G:427:VAL:HG23	2.18	0.42
2:X:41:ARG:HG3	2:b:11:PHE:HE2	1.84	0.42
2:d:34:ARG:HD3	2:d:45:TRP:CE3	2.55	0.42
3:H:469:ASP:OD1	3:O:481:ASN:HB3	2.19	0.42
3:I:67:PHE:HE1	3:I:93:PRO:HD3	1.85	0.42
3:I:413:LEU:H	3:I:413:LEU:HD23	1.85	0.42
3:K:54:PRO:HA	3:K:92:ILE:HG12	2.01	0.42
3:K:469:ASP:OD1	3:R:481:ASN:HB3	2.19	0.42
3:L:161:ARG:NH2	3:L:172:ASP:OD2	2.52	0.42
3:N:283:ASN:ND2	3:N:374:THR:HB	2.31	0.42
3:O:344:ARG:NH1	3:O:366:GLU:OE1	2.52	0.42
3:P:190:TRP:HD1	3:P:191:ASN:OD1	2.03	0.42
1:A:1:MET:N	1:F:90:GLU:OE2	2.41	0.42
3:M:36:ARG:HD2	3:M:230:TYR:H	1.84	0.42
1:C:148:ASP:O	3:N:413:LEU:HD23	2.19	0.42
1:E:57:ARG:HB3	2:W:22:MET:HG2	2.01	0.42
1:E:96:VAL:HA	1:E:101:PHE:CZ	2.53	0.42
1:E:146:SER:O	1:E:147:LEU:HD23	2.20	0.42

*Continued on next page...*

*Continued from previous page...*

Atom-1	Atom-2	Interatomic distance (Å)	Clash overlap (Å)
1:E:162:GLU:HB2	3:P:375:ASN:HD21	1.85	0.42
2:Z:77:VAL:HG12	2:Z:89:LEU:HB2	2.02	0.42
2:c:31:GLY:O	2:c:32:ILE:HD13	2.20	0.42
2:d:94:GLN:HE21	2:d:94:GLN:HB2	1.71	0.42
3:H:377:TYR:CD2	3:N:405:THR:HG21	2.55	0.42
3:I:469:ASP:OD1	3:P:481:ASN:HB3	2.20	0.42
3:I:478:ASN:HA	3:P:493:ILE:HB	2.00	0.42
3:N:15:PRO:HG3	3:O:367:ARG:HG3	2.02	0.42
3:N:109:SER:HB2	3:N:170:HIS:CD2	2.54	0.42
3:O:121:TYR:CE2	3:O:192:TYR:HB3	2.55	0.42
3:R:5:PHE:CD2	3:R:8:ILE:HD13	2.55	0.42
3:R:121:TYR:CE2	3:R:192:TYR:HB3	2.55	0.42
1:A:74:LEU:O	1:A:74:LEU:HD12	2.19	0.41
3:G:236:PRO:HB3	3:G:300:TYR:HB3	2.01	0.41
3:G:481:ASN:HB3	3:L:469:ASP:OD1	2.20	0.41
1:B:57:ARG:HB3	2:T:22:MET:HG2	2.01	0.41
1:B:105:THR:OG1	2:U:82:ASP:OD2	2.38	0.41
1:B:113:ARG:HH21	1:B:131:LEU:HD21	1.85	0.41
1:E:36:VAL:HG21	1:E:120:ARG:HG2	2.02	0.41
2:W:14:VAL:HG21	2:W:72:TRP:CH2	2.55	0.41
3:K:275:ILE:HG21	3:K:291:GLY:HA3	2.02	0.41
3:N:94:GLN:NE2	3:N:218:ILE:HG22	2.35	0.41
3:O:292:ILE:HG21	3:O:295:ALA:HB2	2.01	0.41
3:O:450:GLU:HB2	3:O:480:ILE:HA	2.02	0.41
3:P:67:PHE:CE2	3:P:93:PRO:HD3	2.54	0.41
3:P:403:ARG:HA	3:P:403:ARG:HD3	1.80	0.41
3:R:310:ALA:HA	3:R:322:LEU:HD21	2.01	0.41
3:R:416:ASP:OD1	3:R:416:ASP:N	2.53	0.41
3:R:450:GLU:HB2	3:R:480:ILE:HA	2.01	0.41
3:G:190:TRP:HD1	3:G:191:ASN:OD1	2.03	0.41
3:G:323:GLN:HE21	3:L:410:ASN:HA	1.84	0.41
1:D:163:THR:OG1	3:O:381:ASP:OD2	2.22	0.41
2:V:58:ILE:O	2:V:105:ILE:HG22	2.19	0.41
2:W:51:ALA:HB2	2:X:42:VAL:HG21	2.01	0.41
2:X:14:VAL:HG12	2:X:77:VAL:HG22	2.01	0.41
3:P:236:PRO:HB3	3:P:300:TYR:HB3	2.00	0.41
3:Q:285:HIS:C	3:Q:370:THR:CG2	2.92	0.41
3:M:67:PHE:CE1	3:M:73:LEU:HD23	2.55	0.41
3:G:377:TYR:CE1	1:B:162:GLU:HG3	2.55	0.41
1:B:74:LEU:HD12	1:B:74:LEU:O	2.20	0.41
1:E:31:TRP:CD1	1:E:120:ARG:HH21	2.38	0.41

*Continued on next page...*

*Continued from previous page...*

Atom-1	Atom-2	Interatomic distance (Å)	Clash overlap (Å)
1:E:162:GLU:HG3	3:P:377:TYR:CE1	2.55	0.41
1:F:74:LEU:O	1:F:74:LEU:HD12	2.20	0.41
1:F:159:PHE:HE1	3:Q:477:PRO:HG3	1.86	0.41
2:Z:34:ARG:HD3	2:Z:45:TRP:CE3	2.55	0.41
3:H:413:LEU:HD23	3:H:413:LEU:H	1.86	0.41
3:I:156:VAL:HG23	3:I:176:SER:C	2.45	0.41
3:K:413:LEU:H	3:K:413:LEU:HD23	1.85	0.41
3:N:416:ASP:OD1	3:N:416:ASP:N	2.53	0.41
3:P:35:GLN:HB3	3:P:315:SER:OG	2.20	0.41
1:A:90:GLU:OE2	1:B:2:LEU:N	2.50	0.41
3:M:120:THR:HG22	3:M:190:TRP:NE1	2.36	0.41
1:C:146:SER:C	1:C:147:LEU:HD12	2.46	0.41
2:d:112:LYS:H	2:d:112:LYS:HG2	1.73	0.41
3:I:449:VAL:CG1	3:I:450:GLU:N	2.83	0.41
3:J:440:PHE:CE1	3:J:449:VAL:HG21	2.54	0.41
3:K:236:PRO:HB3	3:K:300:TYR:HB3	2.02	0.41
3:L:9:PRO:HB2	3:L:11:ASP:OD1	2.19	0.41
3:N:76:MET:SD	3:N:300:TYR:HB2	2.61	0.41
3:Q:292:ILE:HG21	3:Q:295:ALA:HB2	2.03	0.41
2:U:53:LYS:HE3	2:U:53:LYS:HB2	1.75	0.41
2:U:61:GLY:HA3	2:V:83:THR:HG21	2.03	0.41
2:U:70:ILE:HG21	2:V:29:PRO:HG2	2.03	0.41
3:J:120:THR:HG22	3:J:190:TRP:NE1	2.36	0.41
3:O:16:LEU:HD23	3:O:16:LEU:HA	1.97	0.41
3:O:163:ASP:OD1	3:O:163:ASP:N	2.49	0.41
3:O:416:ASP:OD1	3:O:416:ASP:N	2.53	0.41
3:R:231:LYS:HB3	3:R:232:TYR:CD1	2.55	0.41
3:R:427:VAL:HG23	3:R:427:VAL:O	2.21	0.41
1:D:57:ARG:NH2	2:V:102:GLY:O	2.53	0.41
1:F:74:LEU:HD23	1:F:126:VAL:HG13	2.02	0.41
3:J:410:ASN:HA	3:Q:323:GLN:HE21	1.86	0.41
3:N:412:LYS:O	3:N:426:VAL:HA	2.20	0.41
3:O:286:LEU:HD23	3:O:286:LEU:HA	1.93	0.41
3:R:40:PHE:HE1	3:R:92:ILE:HD12	1.86	0.41
3:R:136:THR:HG23	3:R:139:ALA:H	1.85	0.41
3:R:199:PRO:HB2	3:R:202:ILE:HG12	2.02	0.41
1:A:2:LEU:N	1:F:90:GLU:OE2	2.31	0.41
2:a:83:THR:HG21	2:X:61:GLY:HA3	2.03	0.41
2:S:73:GLU:HA	2:Y:34:ARG:HH22	1.83	0.41
3:G:239:ASP:OD1	3:G:241:PRO:HD2	2.21	0.41
3:G:323:GLN:NE2	3:L:410:ASN:HA	2.36	0.41

*Continued on next page...*

*Continued from previous page...*

Atom-1	Atom-2	Interatomic distance (Å)	Clash overlap (Å)
1:B:114:ASN:ND2	1:C:29:GLY:HA2	2.35	0.41
1:B:153:HIS:HB3	1:B:170:ILE:HB	2.02	0.41
1:E:176:LYS:HD3	1:E:176:LYS:HA	1.78	0.41
1:F:146:SER:C	1:F:147:LEU:HD12	2.46	0.41
2:T:51:ALA:HB2	2:U:42:VAL:HG21	2.02	0.41
2:c:5:GLN:HA	2:c:5:GLN:HE21	1.84	0.41
3:H:54:PRO:HA	3:H:92:ILE:HG12	2.02	0.41
3:I:290:MET:SD	3:I:306:LEU:HD22	2.60	0.41
3:J:413:LEU:H	3:J:413:LEU:HD23	1.86	0.41
3:N:16:LEU:HD23	3:N:16:LEU:HA	1.97	0.41
3:N:292:ILE:HG21	3:N:295:ALA:HB2	2.02	0.41
3:O:40:PHE:HE1	3:O:92:ILE:HD12	1.86	0.41
3:P:5:PHE:CD2	3:P:8:ILE:HD13	2.55	0.41
3:Q:73:LEU:HD23	3:Q:73:LEU:HA	1.92	0.41
3:Q:412:LYS:O	3:Q:426:VAL:HA	2.20	0.41
3:M:239:ASP:CG	3:M:242:ASN:HD22	2.28	0.41
3:M:413:LEU:HD23	3:M:413:LEU:H	1.86	0.41
3:G:247:ARG:NH2	3:G:282:ARG:HE	2.19	0.41
1:B:68:PHE:CG	1:B:92:LEU:HD21	2.56	0.41
1:C:74:LEU:HD23	1:C:126:VAL:HG13	2.03	0.41
1:E:114:ASN:ND2	1:F:29:GLY:HA2	2.35	0.41
1:F:22:ARG:HD2	1:F:42:ALA:HB1	2.03	0.41
3:K:377:TYR:CD2	3:Q:405:THR:HG21	2.55	0.41
3:K:397:ARG:HB2	3:Q:21:PHE:CZ	2.56	0.41
3:L:413:LEU:H	3:L:413:LEU:HD23	1.86	0.41
3:N:285:HIS:C	3:N:370:THR:CG2	2.92	0.41
3:N:286:LEU:HD23	3:N:286:LEU:HA	1.90	0.41
3:O:313:ALA:HB2	3:O:325:LEU:HD21	2.03	0.41
3:O:464:ASN:ND2	3:O:470:ARG:HD2	2.34	0.41
3:P:230:TYR:HD2	3:P:253:ARG:HH12	1.69	0.41
3:Q:76:MET:SD	3:Q:300:TYR:HB2	2.60	0.41
3:Q:94:GLN:NE2	3:Q:218:ILE:HG22	2.35	0.41
3:R:440:PHE:CZ	3:R:449:VAL:HB	2.56	0.41
1:A:59:ARG:HH22	1:F:108:ARG:HB3	1.86	0.41
2:a:29:PRO:HG2	2:X:70:ILE:HG21	2.02	0.41
2:S:62:GLY:HA2	2:Y:6:ARG:NH2	2.36	0.41
3:M:212:LYS:HD2	3:M:212:LYS:HA	1.88	0.41
3:G:73:LEU:HD22	3:G:91:CYS:SG	2.61	0.41
3:G:267:VAL:HG22	3:G:290:MET:HB3	2.03	0.41
1:E:68:PHE:CG	1:E:92:LEU:HD21	2.56	0.41
2:T:96:ASP:CG	2:T:97:GLU:N	2.79	0.41

*Continued on next page...*

*Continued from previous page...*

Atom-1	Atom-2	Interatomic distance (Å)	Clash overlap (Å)
2:V:58:ILE:HD12	2:V:107:LEU:HD13	2.02	0.41
2:W:17:MET:HE2	2:W:17:MET:HB3	1.86	0.41
2:b:20:GLU:HB3	2:b:59:PRO:HD2	2.02	0.41
2:d:64:ILE:H	2:d:64:ILE:HD12	1.85	0.41
3:H:284:ASP:H	3:H:371:MET:HB2	1.86	0.41
3:H:471:LEU:HD13	3:O:483:PHE:CE1	2.56	0.41
3:K:235:MET:HE3	3:K:246:LEU:HD22	2.03	0.41
3:K:284:ASP:H	3:K:371:MET:HB2	1.86	0.41
3:K:397:ARG:HB2	3:Q:21:PHE:HZ	1.86	0.41
3:K:471:LEU:HD13	3:R:483:PHE:CE1	2.56	0.41
3:L:250:LEU:HD23	3:L:250:LEU:HA	1.96	0.41
3:O:199:PRO:HB2	3:O:202:ILE:HG12	2.02	0.41
3:R:327:LEU:HD12	3:R:363:MET:HE2	2.01	0.41
2:a:6:ARG:O	1:F:105:THR:HG21	2.21	0.41
3:M:410:ASN:HA	3:N:323:GLN:HE21	1.86	0.41
1:C:162:GLU:HG3	3:N:377:TYR:CE1	2.56	0.41
3:P:247:ARG:NH2	3:P:282:ARG:HE	2.19	0.41
3:P:285:HIS:HB3	3:P:372:TYR:CD1	2.56	0.41
3:R:313:ALA:HB2	3:R:325:LEU:HD21	2.03	0.41
3:M:490:VAL:HG22	3:L:21:PHE:HA	2.03	0.40
1:C:96:VAL:HG12	1:C:96:VAL:O	2.22	0.40
1:F:65:ARG:HA	1:F:132:PHE:O	2.21	0.40
1:F:162:GLU:HG3	3:Q:377:TYR:CE1	2.56	0.40
2:W:101:ASP:OD1	2:W:101:ASP:N	2.45	0.40
2:Y:96:ASP:CG	2:Y:97:GLU:H	2.29	0.40
2:b:85:GLU:HG3	2:b:116:ARG:NH1	2.36	0.40
3:J:108:LEU:CD2	3:J:204:THR:HG22	2.50	0.40
3:K:42:GLN:HE21	3:K:96:ASN:HA	1.86	0.40
3:N:34:ARG:NH1	3:N:88:GLU:HB2	2.33	0.40
3:N:238:THR:OG1	3:N:268:LEU:HD21	2.21	0.40
3:O:356:ASN:HB2	3:O:366:GLU:HG2	2.03	0.40
3:P:218:ILE:HD11	3:P:237:TYR:CD2	2.56	0.40
3:Q:284:ASP:N	3:Q:371:MET:O	2.54	0.40
3:R:286:LEU:HD23	3:R:286:LEU:HA	1.93	0.40
2:S:92:ALA:HA	2:S:111:ALA:HB2	2.01	0.40
3:G:218:ILE:HD11	3:G:237:TYR:CD2	2.57	0.40
3:G:285:HIS:HB3	3:G:372:TYR:CD1	2.56	0.40
3:G:476:GLY:HA2	1:B:158:LYS:HB3	2.02	0.40
1:B:106:GLY:HA2	2:U:9:VAL:HG13	2.03	0.40
1:D:150:TYR:HA	3:O:413:LEU:HD22	2.03	0.40
1:F:25:GLU:OE1	1:F:26:PRO:HD2	2.21	0.40

*Continued on next page...*

*Continued from previous page...*

Atom-1	Atom-2	Interatomic distance (Å)	Clash overlap (Å)
1:F:96:VAL:HG12	1:F:96:VAL:O	2.20	0.40
2:U:59:PRO:HG2	2:V:6:ARG:NH1	2.37	0.40
3:N:284:ASP:N	3:N:371:MET:O	2.54	0.40
3:O:239:ASP:OD1	3:O:239:ASP:N	2.50	0.40
3:P:292:ILE:HG21	3:P:295:ALA:HB2	2.03	0.40
3:P:412:LYS:O	3:P:426:VAL:HA	2.21	0.40
3:G:403:ARG:HD3	3:G:403:ARG:HA	1.80	0.40
1:B:12:ARG:HG2	1:B:101:PHE:HE1	1.86	0.40
1:E:113:ARG:HH21	1:E:131:LEU:HD21	1.85	0.40
1:E:159:PHE:HE1	3:P:477:PRO:HG3	1.86	0.40
1:F:154:TRP:CE3	3:Q:470:ARG:HD2	2.55	0.40
1:F:168:ALA:HA	3:Q:259:GLN:HE22	1.87	0.40
2:Z:100:ASN:HB3	2:b:27:PHE:HB3	2.03	0.40
2:d:53:LYS:HB2	2:d:53:LYS:HE3	1.89	0.40
3:I:127:LEU:HD22	3:I:147:ARG:HG3	2.04	0.40
3:I:410:ASN:HA	3:P:323:GLN:NE2	2.36	0.40
3:I:439:LEU:HG	3:I:443:TRP:HZ3	1.83	0.40
3:N:172:ASP:OD1	3:N:172:ASP:N	2.54	0.40
3:Q:245:LEU:O	3:Q:248:THR:OG1	2.37	0.40
3:M:111:THR:HG22	3:M:112:ALA:H	1.85	0.40
3:M:250:LEU:HD23	3:M:250:LEU:HA	1.86	0.40
1:B:108:ARG:HA	1:C:59:ARG:HH12	1.87	0.40
1:C:152:ARG:O	3:N:470:ARG:HA	2.21	0.40
1:E:1:MET:CB	1:E:103:PRO:HG2	2.51	0.40
1:F:159:PHE:CE1	3:Q:477:PRO:HG3	2.56	0.40
3:H:14:VAL:HB	3:H:18:TYR:OH	2.21	0.40
3:O:285:HIS:C	3:O:370:THR:CG2	2.91	0.40
3:O:372:TYR:CD2	3:O:384:TYR:HB2	2.57	0.40
3:G:5:PHE:CD2	3:G:8:ILE:HD13	2.55	0.40
3:G:15:PRO:HG3	3:N:367:ARG:HG3	2.04	0.40
3:G:330:ARG:HA	3:G:330:ARG:NE	2.37	0.40
1:C:159:PHE:CE1	3:N:477:PRO:HG3	2.56	0.40
2:V:40:SER:OG	2:Y:11:PHE:CD2	2.72	0.40
3:H:235:MET:HE3	3:H:246:LEU:HD22	2.03	0.40
3:H:428:THR:H	3:H:431:VAL:HB	1.87	0.40
3:K:463:ARG:NH2	3:R:481:ASN:OD1	2.40	0.40
3:N:436:LEU:HD23	3:N:436:LEU:HA	1.91	0.40
3:O:5:PHE:CD2	3:O:8:ILE:HD13	2.55	0.40
3:O:192:TYR:OH	3:O:332:PRO:HD2	2.21	0.40
3:O:427:VAL:HG23	3:O:427:VAL:O	2.21	0.40
3:O:440:PHE:CZ	3:O:449:VAL:HB	2.56	0.40

*Continued on next page...*

Continued from previous page...

Atom-1	Atom-2	Interatomic distance (Å)	Clash overlap (Å)
3:P:267:VAL:HG22	3:P:290:MET:HB3	2.03	0.40

There are no symmetry-related clashes.

## 5.3 Torsion angles [i](#)

### 5.3.1 Protein backbone [i](#)

In the following table, the Percentiles column shows the percent Ramachandran outliers of the chain as a percentile score with respect to all PDB entries followed by that with respect to all EM entries.

The Analysed column shows the number of residues for which the backbone conformation was analysed, and the total number of residues.

Mol	Chain	Analysed	Favoured	Allowed	Outliers	Percentiles	
1	A	174/182 (96%)	169 (97%)	5 (3%)	0	100	100
1	B	174/182 (96%)	169 (97%)	5 (3%)	0	100	100
1	C	174/182 (96%)	167 (96%)	7 (4%)	0	100	100
1	D	174/182 (96%)	169 (97%)	5 (3%)	0	100	100
1	E	174/182 (96%)	167 (96%)	7 (4%)	0	100	100
1	F	174/182 (96%)	167 (96%)	7 (4%)	0	100	100
2	S	114/118 (97%)	109 (96%)	5 (4%)	0	100	100
2	T	114/118 (97%)	109 (96%)	5 (4%)	0	100	100
2	U	114/118 (97%)	109 (96%)	5 (4%)	0	100	100
2	V	114/118 (97%)	108 (95%)	6 (5%)	0	100	100
2	W	114/118 (97%)	109 (96%)	5 (4%)	0	100	100
2	X	114/118 (97%)	109 (96%)	5 (4%)	0	100	100
2	Y	114/118 (97%)	107 (94%)	7 (6%)	0	100	100
2	Z	114/118 (97%)	109 (96%)	5 (4%)	0	100	100
2	a	114/118 (97%)	108 (95%)	6 (5%)	0	100	100
2	b	114/118 (97%)	109 (96%)	5 (4%)	0	100	100
2	c	114/118 (97%)	108 (95%)	6 (5%)	0	100	100
2	d	114/118 (97%)	109 (96%)	5 (4%)	0	100	100
3	G	491/495 (99%)	462 (94%)	29 (6%)	0	100	100

Continued on next page...

Continued from previous page...

Mol	Chain	Analysed	Favoured	Allowed	Outliers	Percentiles	
3	H	491/495 (99%)	464 (94%)	27 (6%)	0	100	100
3	I	491/495 (99%)	466 (95%)	25 (5%)	0	100	100
3	J	491/495 (99%)	465 (95%)	26 (5%)	0	100	100
3	K	491/495 (99%)	464 (94%)	27 (6%)	0	100	100
3	L	491/495 (99%)	465 (95%)	26 (5%)	0	100	100
3	M	491/495 (99%)	463 (94%)	28 (6%)	0	100	100
3	N	491/495 (99%)	464 (94%)	26 (5%)	1 (0%)	43	73
3	O	491/495 (99%)	464 (94%)	26 (5%)	1 (0%)	43	73
3	P	491/495 (99%)	462 (94%)	29 (6%)	0	100	100
3	Q	491/495 (99%)	464 (94%)	26 (5%)	1 (0%)	43	73
3	R	491/495 (99%)	464 (94%)	26 (5%)	1 (0%)	43	73
All	All	8304/8448 (98%)	7878 (95%)	422 (5%)	4 (0%)	100	100

All (4) Ramachandran outliers are listed below:

Mol	Chain	Res	Type
3	N	450	GLU
3	O	115	ASN
3	Q	450	GLU
3	R	115	ASN

### 5.3.2 Protein sidechains [i](#)

In the following table, the Percentiles column shows the percent sidechain outliers of the chain as a percentile score with respect to all PDB entries followed by that with respect to all EM entries.

The Analysed column shows the number of residues for which the sidechain conformation was analysed, and the total number of residues.

Mol	Chain	Analysed	Rotameric	Outliers	Percentiles	
1	A	150/155 (97%)	150 (100%)	0	100	100
1	B	150/155 (97%)	150 (100%)	0	100	100
1	C	150/155 (97%)	150 (100%)	0	100	100
1	D	150/155 (97%)	150 (100%)	0	100	100
1	E	150/155 (97%)	150 (100%)	0	100	100

Continued on next page...

*Continued from previous page...*

Mol	Chain	Analysed	Rotameric	Outliers	Percentiles	
1	F	150/155 (97%)	150 (100%)	0	100	100
2	S	91/92 (99%)	90 (99%)	1 (1%)	65	73
2	T	91/92 (99%)	91 (100%)	0	100	100
2	U	91/92 (99%)	91 (100%)	0	100	100
2	V	91/92 (99%)	91 (100%)	0	100	100
2	W	91/92 (99%)	91 (100%)	0	100	100
2	X	91/92 (99%)	91 (100%)	0	100	100
2	Y	91/92 (99%)	91 (100%)	0	100	100
2	Z	91/92 (99%)	91 (100%)	0	100	100
2	a	91/92 (99%)	91 (100%)	0	100	100
2	b	91/92 (99%)	90 (99%)	1 (1%)	65	73
2	c	91/92 (99%)	91 (100%)	0	100	100
2	d	91/92 (99%)	90 (99%)	1 (1%)	65	73
3	G	392/394 (100%)	392 (100%)	0	100	100
3	H	392/394 (100%)	391 (100%)	1 (0%)	86	84
3	I	392/394 (100%)	390 (100%)	2 (0%)	81	81
3	J	392/394 (100%)	391 (100%)	1 (0%)	86	84
3	K	392/394 (100%)	392 (100%)	0	100	100
3	L	392/394 (100%)	389 (99%)	3 (1%)	73	76
3	M	392/394 (100%)	391 (100%)	1 (0%)	86	84
3	N	392/394 (100%)	392 (100%)	0	100	100
3	O	392/394 (100%)	392 (100%)	0	100	100
3	P	392/394 (100%)	392 (100%)	0	100	100
3	Q	392/394 (100%)	391 (100%)	1 (0%)	86	84
3	R	392/394 (100%)	392 (100%)	0	100	100
All	All	6696/6762 (99%)	6684 (100%)	12 (0%)	85	87

All (12) residues with a non-rotameric sidechain are listed below:

Mol	Chain	Res	Type
2	S	74	ASN
3	M	111	THR
2	b	74	ASN

*Continued on next page...*

*Continued from previous page...*

Mol	Chain	Res	Type
2	d	94	GLN
3	H	114	GLU
3	I	109	SER
3	I	114	GLU
3	J	111	THR
3	L	109	SER
3	L	111	THR
3	L	114	GLU
3	Q	464	ASN

Sometimes sidechains can be flipped to improve hydrogen bonding and reduce clashes. All (121) such sidechains are listed below:

Mol	Chain	Res	Type
1	A	97	ASN
2	a	7	GLN
2	a	15	ASN
2	S	15	ASN
3	M	23	ASN
3	M	96	ASN
3	M	151	GLN
3	M	215	ASN
3	M	323	GLN
3	M	388	ASN
3	M	481	ASN
3	G	6	ASN
3	G	69	GLN
3	G	100	ASN
3	G	229	GLN
3	G	242	ASN
3	G	283	ASN
3	G	358	ASN
3	G	464	ASN
3	G	478	ASN
1	B	81	ASN
1	C	97	ASN
1	C	114	ASN
1	C	171	ASN
1	D	97	ASN
1	D	171	ASN
1	E	97	ASN
1	F	97	ASN
1	F	114	ASN

*Continued on next page...*

*Continued from previous page...*

<b>Mol</b>	<b>Chain</b>	<b>Res</b>	<b>Type</b>
2	U	15	ASN
2	V	15	ASN
2	W	15	ASN
2	X	15	ASN
2	X	100	ASN
2	Y	5	GLN
2	Y	15	ASN
2	Y	74	ASN
2	Y	91	ASN
2	Z	5	GLN
2	Z	94	GLN
2	b	15	ASN
2	c	5	GLN
2	c	15	ASN
2	c	91	ASN
3	H	23	ASN
3	H	52	ASN
3	H	96	ASN
3	H	323	GLN
3	H	388	ASN
3	H	489	GLN
3	I	23	ASN
3	I	69	GLN
3	I	96	ASN
3	I	151	GLN
3	I	229	GLN
3	I	242	ASN
3	I	323	GLN
3	I	358	ASN
3	I	388	ASN
3	I	481	ASN
3	I	489	GLN
3	J	23	ASN
3	J	96	ASN
3	J	151	GLN
3	J	323	GLN
3	J	388	ASN
3	J	481	ASN
3	K	23	ASN
3	K	52	ASN
3	K	96	ASN
3	K	323	GLN

*Continued on next page...*

*Continued from previous page...*

<b>Mol</b>	<b>Chain</b>	<b>Res</b>	<b>Type</b>
3	K	388	ASN
3	K	489	GLN
3	L	23	ASN
3	L	69	GLN
3	L	96	ASN
3	L	151	GLN
3	L	242	ASN
3	L	323	GLN
3	L	358	ASN
3	L	388	ASN
3	L	481	ASN
3	L	489	GLN
3	N	35	GLN
3	N	170	HIS
3	N	229	GLN
3	N	244	ASN
3	N	283	ASN
3	N	345	ASN
3	N	358	ASN
3	N	464	ASN
3	O	6	ASN
3	O	69	GLN
3	O	229	GLN
3	O	283	ASN
3	O	345	ASN
3	O	445	ASN
3	O	464	ASN
3	O	478	ASN
3	O	491	GLN
3	P	69	GLN
3	P	229	GLN
3	P	242	ASN
3	P	283	ASN
3	P	358	ASN
3	P	478	ASN
3	Q	35	GLN
3	Q	94	GLN
3	Q	170	HIS
3	Q	229	GLN
3	Q	283	ASN
3	Q	358	ASN
3	R	6	ASN

*Continued on next page...*

*Continued from previous page...*

Mol	Chain	Res	Type
3	R	69	GLN
3	R	229	GLN
3	R	258	ASN
3	R	283	ASN
3	R	445	ASN
3	R	464	ASN
3	R	478	ASN
3	R	491	GLN

### 5.3.3 RNA [i](#)

There are no RNA molecules in this entry.

### 5.4 Non-standard residues in protein, DNA, RNA chains [i](#)

There are no non-standard protein/DNA/RNA residues in this entry.

### 5.5 Carbohydrates [i](#)

There are no oligosaccharides in this entry.

### 5.6 Ligand geometry [i](#)

There are no ligands in this entry.

### 5.7 Other polymers [i](#)

There are no such residues in this entry.

### 5.8 Polymer linkage issues [i](#)

There are no chain breaks in this entry.


## 6 Map visualisation [i](#)

This section contains visualisations of the EMDB entry EMD-63137. These allow visual inspection of the internal detail of the map and identification of artifacts.


Images derived from a raw map, generated by summing the deposited half-maps, are presented below the corresponding image components of the primary map to allow further visual inspection and comparison with those of the primary map.

### 6.1 Orthogonal projections [i](#)

#### 6.1.1 Primary map



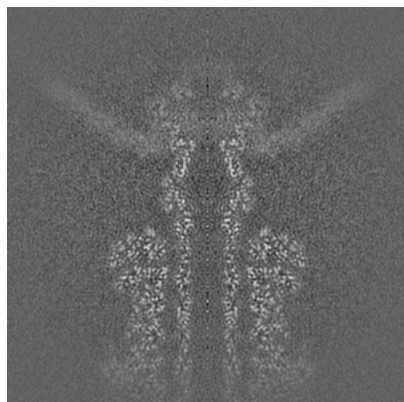
#### 6.1.2 Raw map



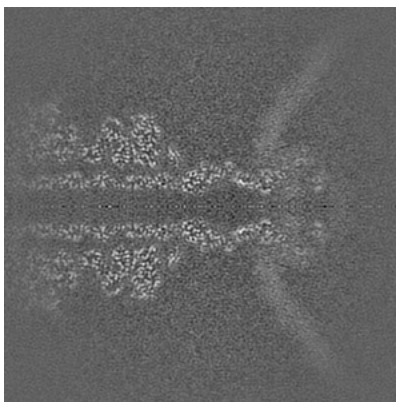
The images above show the map projected in three orthogonal directions.

## 6.2 Central slices [i](#)

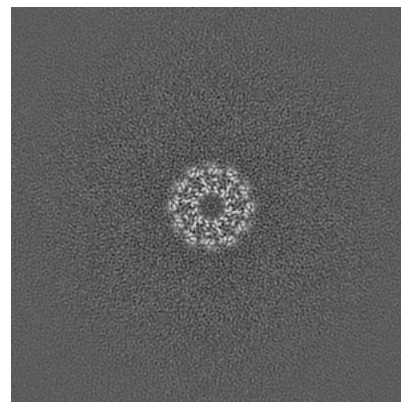
### 6.2.1 Primary map



X Index: 220

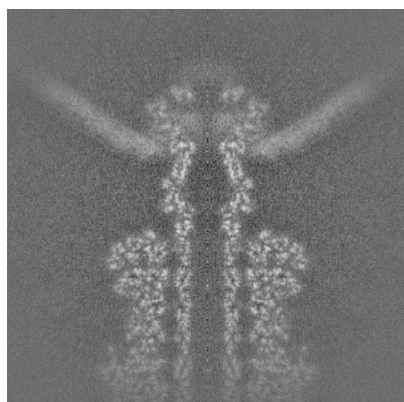


Y Index: 220

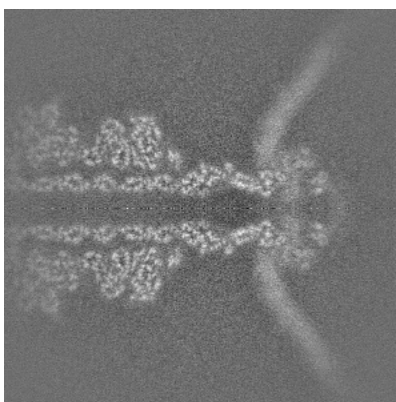


Z Index: 220

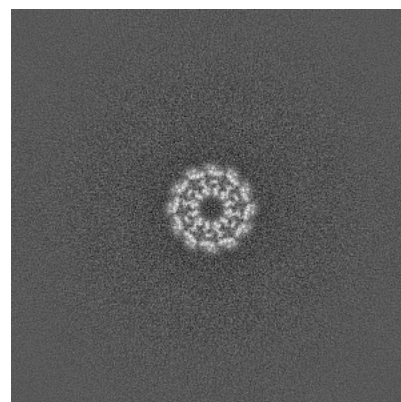
### 6.2.2 Raw map



X Index: 220



Y Index: 220

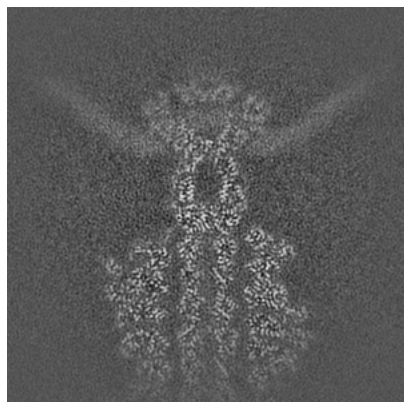


Z Index: 220

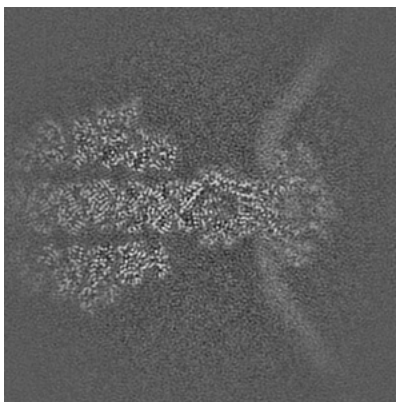
The images above show central slices of the map in three orthogonal directions.

## 6.3 Largest variance slices [i](#)

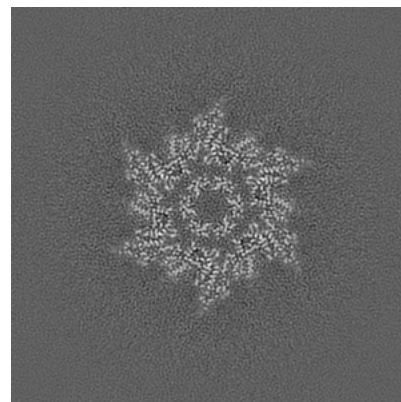
### 6.3.1 Primary map



X Index: 202

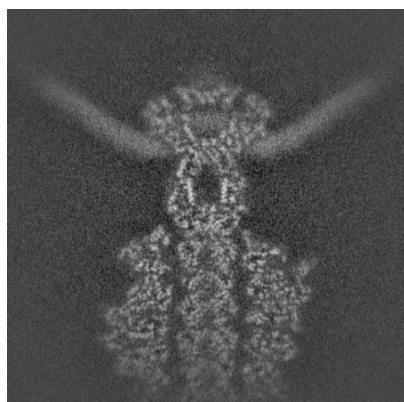


Y Index: 198

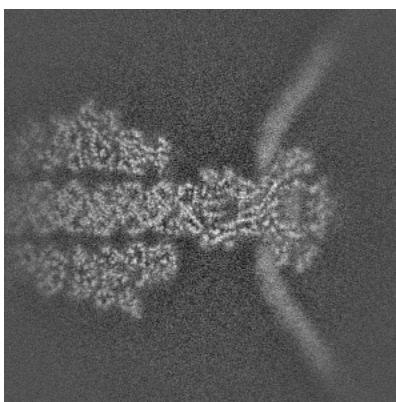


Z Index: 168

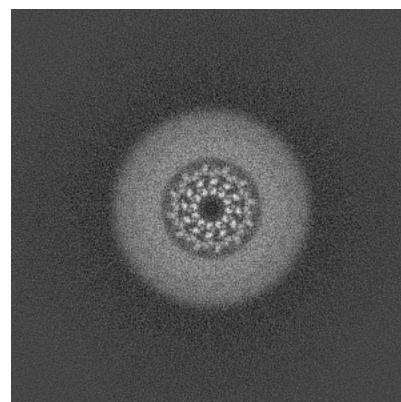
### 6.3.2 Raw map



X Index: 239



Y Index: 242




Z Index: 292


The images above show the largest variance slices of the map in three orthogonal directions.

## 6.4 Orthogonal standard-deviation projections (False-color) [i](#)

### 6.4.1 Primary map



### 6.4.2 Raw map



The images above show the map standard deviation projections with false color in three orthogonal directions. Minimum values are shown in green, max in blue, and dark to light orange shades represent small to large values respectively.

## 6.5 Orthogonal surface views [i](#)

This section was not generated.

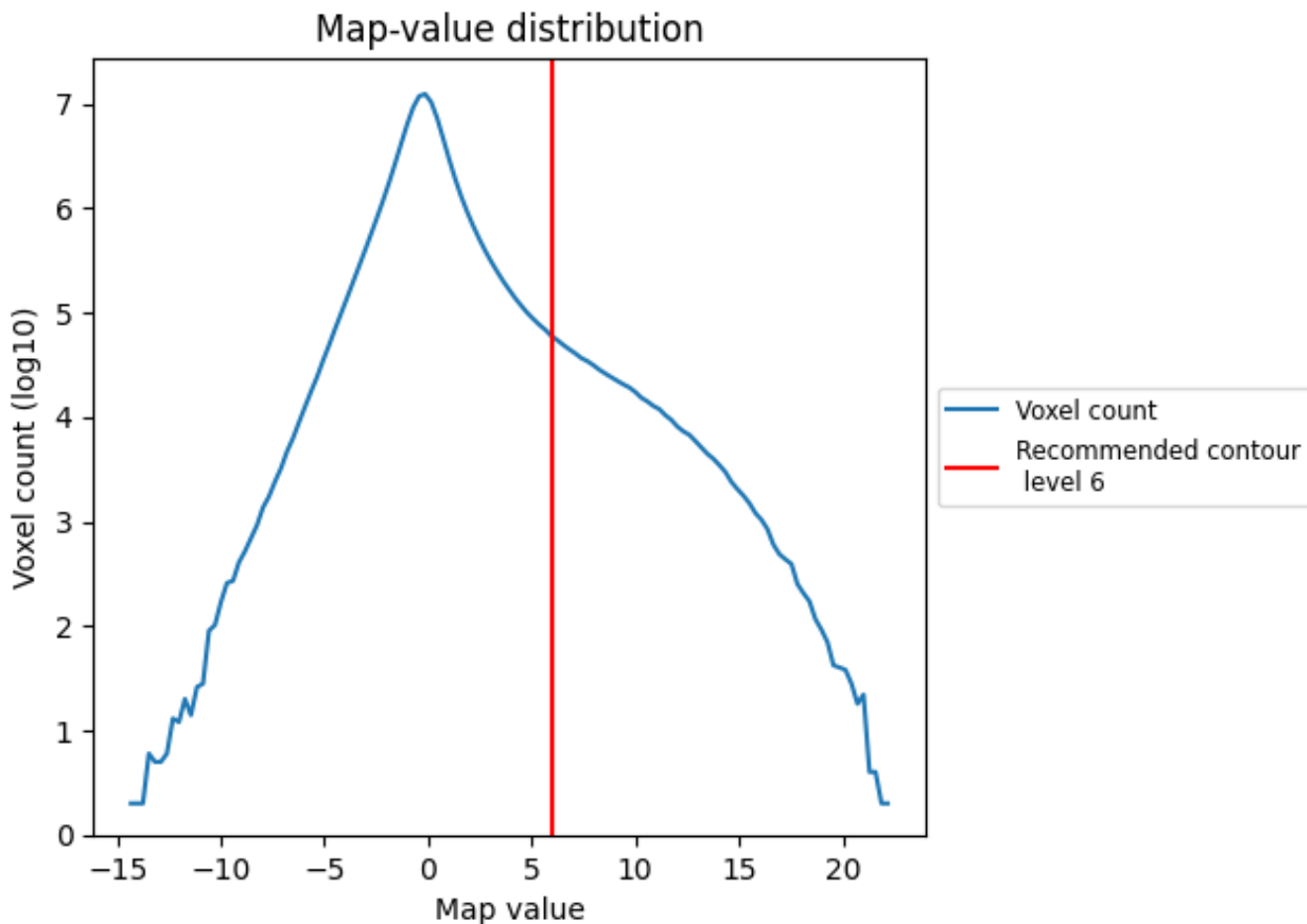
## 6.6 Mask visualisation [i](#)

This section was not generated. No masks/segmentation were deposited.

## 7 Map analysis [i](#)

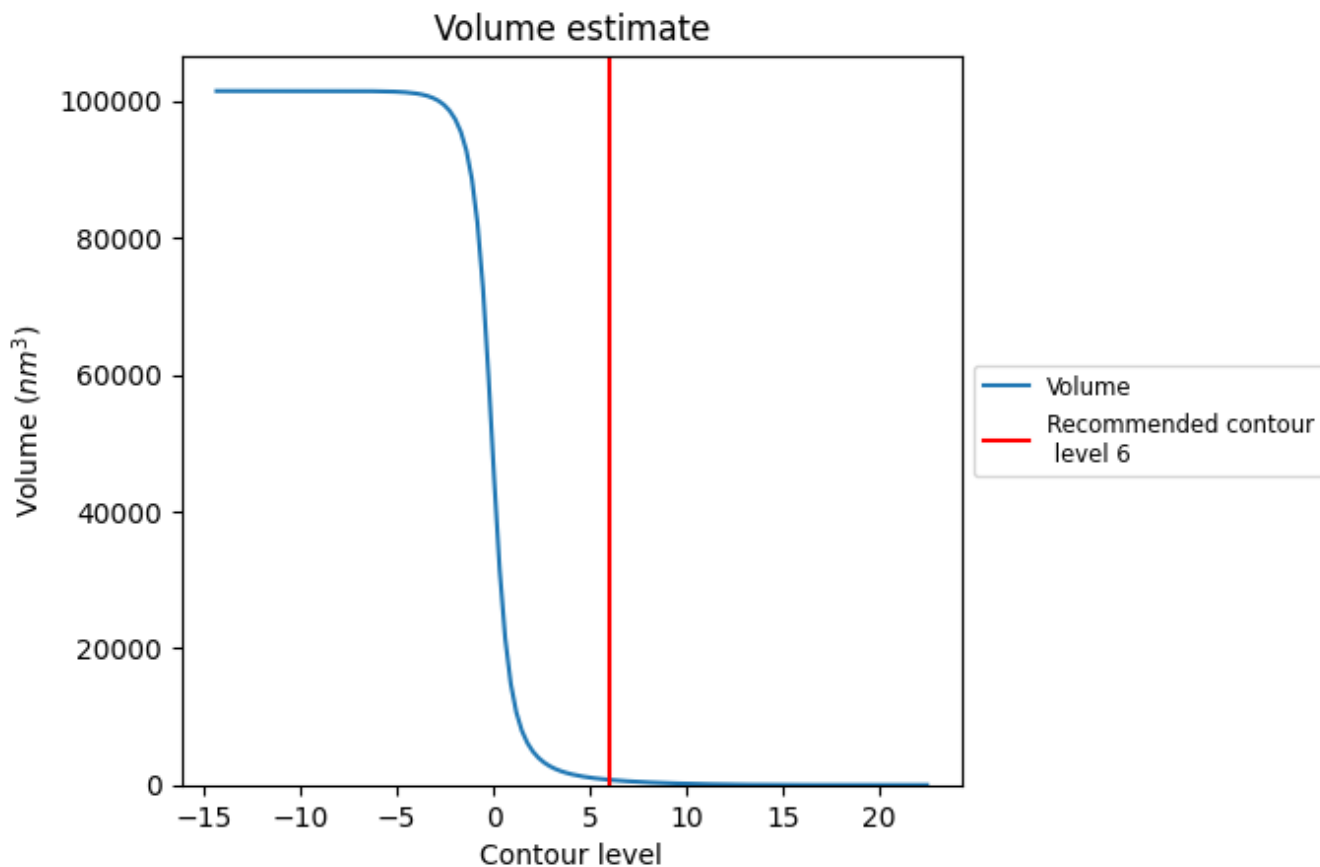
This section contains the results of statistical analysis of the map.

### 7.1 Map-value distribution [i](#)



The map-value distribution is plotted in 128 intervals along the x-axis. The y-axis is logarithmic. A spike in this graph at zero usually indicates that the volume has been masked.

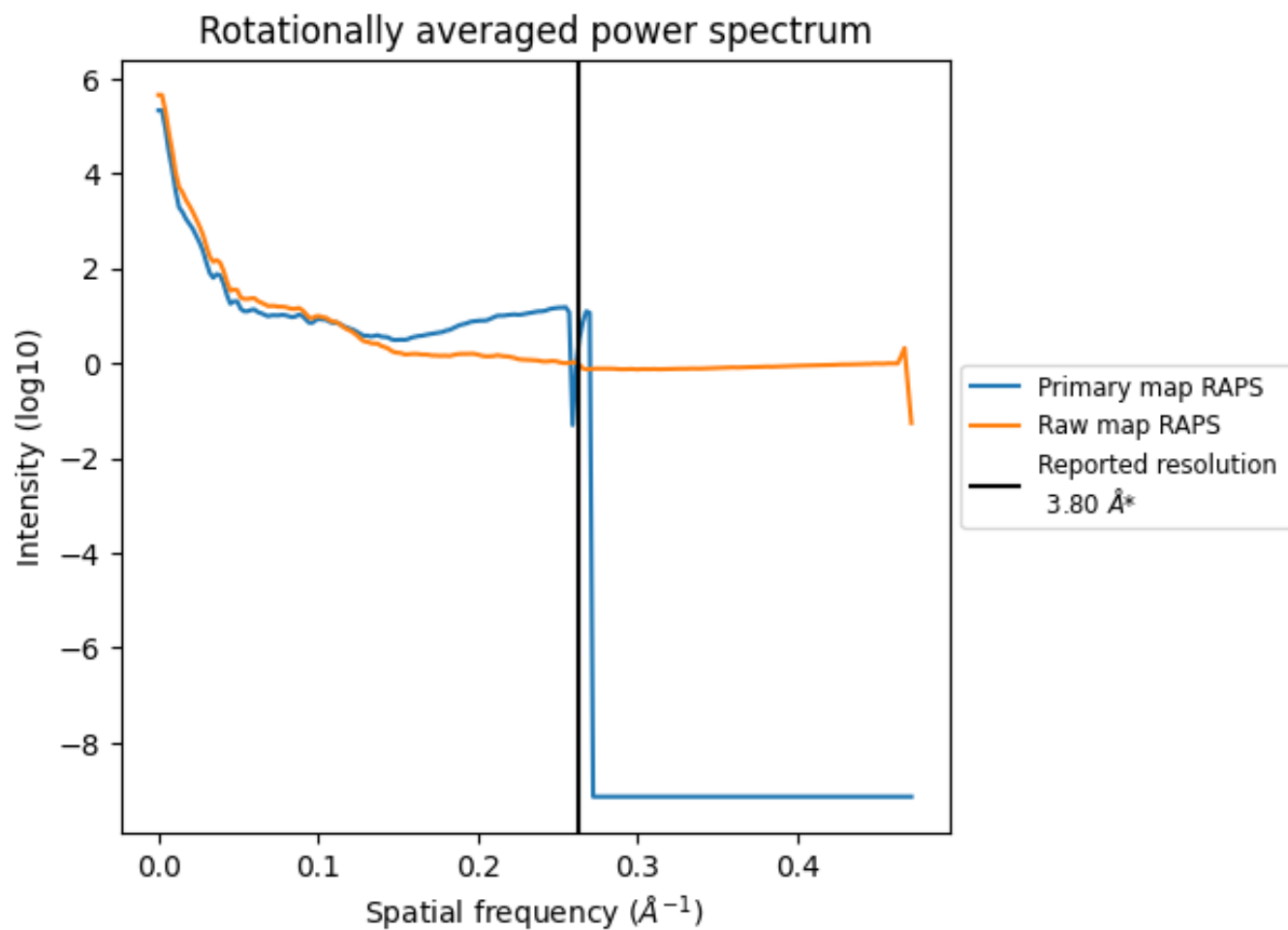
## 7.2 Volume estimate [i](#)



The volume at the recommended contour level is 753  $\text{nm}^3$ ; this corresponds to an approximate mass of 680 kDa.

The volume estimate graph shows how the enclosed volume varies with the contour level. The recommended contour level is shown as a vertical line and the intersection between the line and the curve gives the volume of the enclosed surface at the given level.

### 7.3 Rotationally averaged power spectrum i

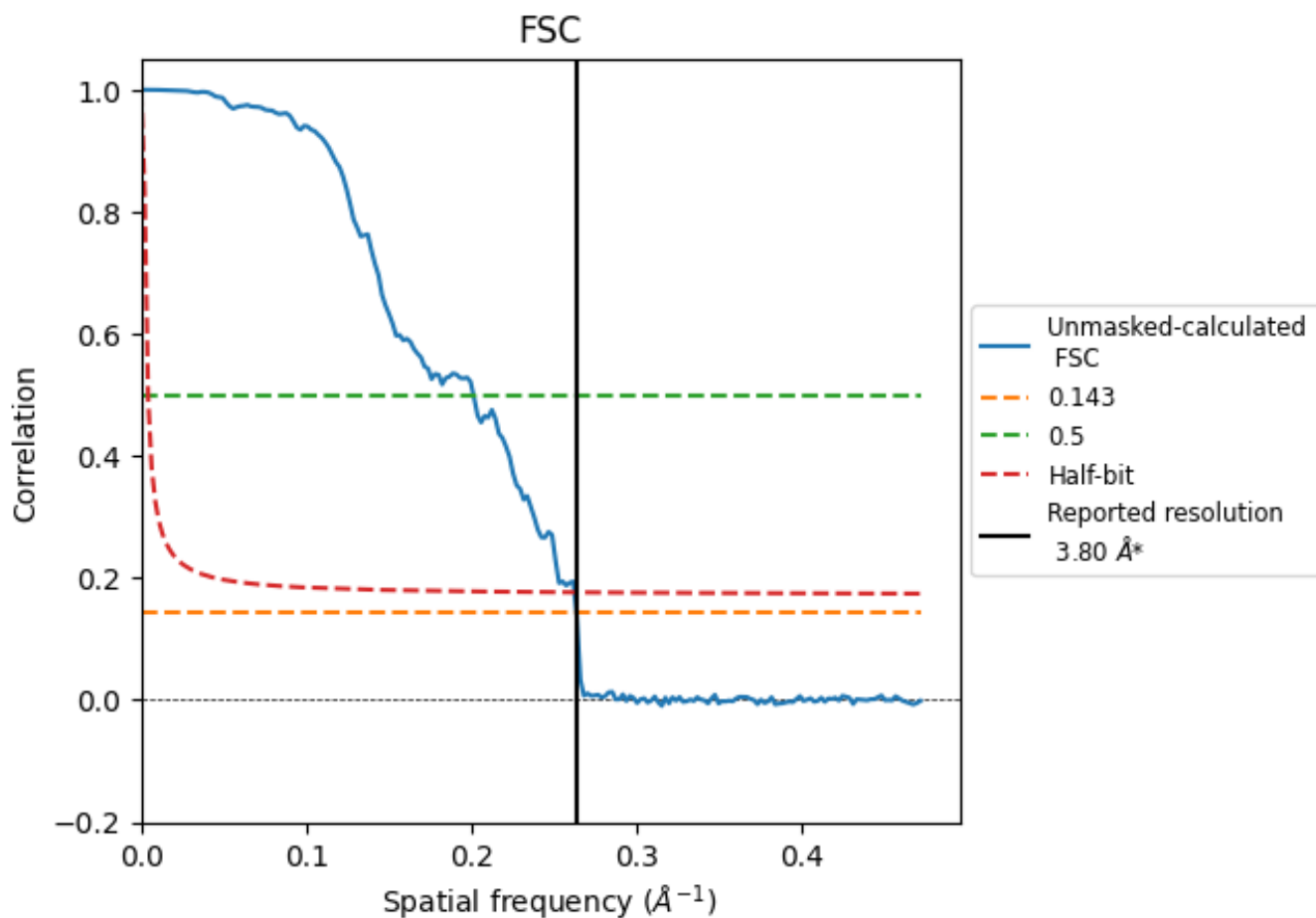


\*Reported resolution corresponds to spatial frequency of 0.263 Å<sup>-1</sup>

## 8 Fourier-Shell correlation [i](#)

Fourier-Shell Correlation (FSC) is the most commonly used method to estimate the resolution of single-particle and subtomogram-averaged maps. The shape of the curve depends on the imposed symmetry, mask and whether or not the two 3D reconstructions used were processed from a common reference. The reported resolution is shown as a black line. A curve is displayed for the half-bit criterion in addition to lines showing the 0.143 gold standard cut-off and 0.5 cut-off.

### 8.1 FSC [i](#)



\*Reported resolution corresponds to spatial frequency of 0.263 Å<sup>-1</sup>

## 8.2 Resolution estimates [i](#)

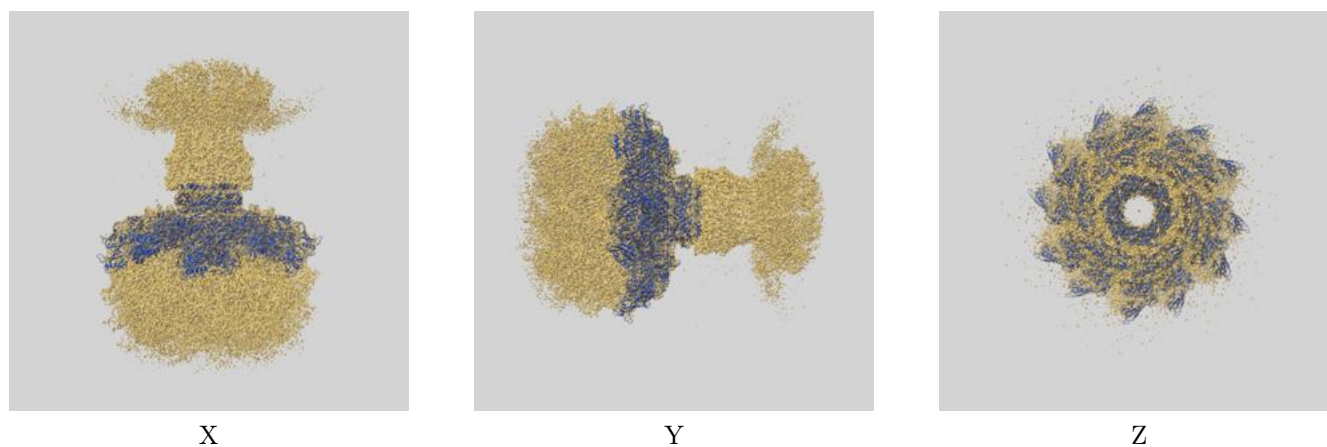
Resolution estimate (Å)	Estimation criterion (FSC cut-off)		
	0.143	0.5	Half-bit
Reported by author	3.80	-	-
Author-provided FSC curve	-	-	-
Unmasked-calculated*	3.80	4.97	3.81

\*Resolution estimate based on FSC curve calculated by comparison of deposited half-maps.

## 9 Map-model fit [i](#)


This section contains information regarding the fit between EMDB map EMD-63137 and PDB model 9LJ8. Per-residue inclusion information can be found in section 3 on page 7.

### 9.1 Map-model overlay [i](#)



The images above show the 3D surface view of the map at the recommended contour level 6.0 at 50% transparency in yellow overlaid with a ribbon representation of the model coloured in blue. These images allow for the visual assessment of the quality of fit between the atomic model and the map.

## 9.2 Q-score mapped to coordinate model [i](#)

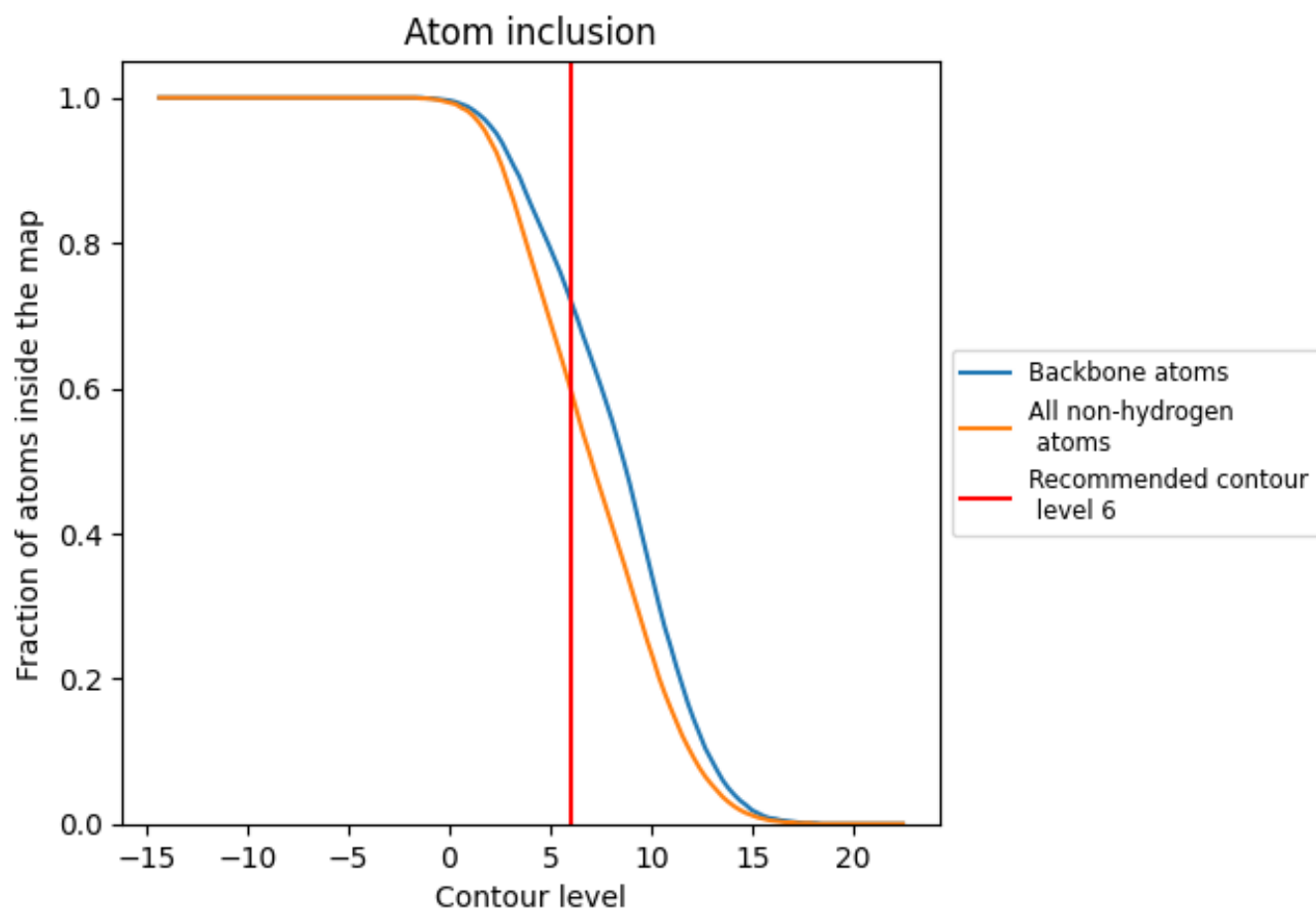


The images above show the model with each residue coloured according to its Q-score. This shows their resolvability in the map with higher Q-score values reflecting better resolvability. Please note: Q-score is calculating the resolvability of atoms, and thus high values are only expected at resolutions at which atoms can be resolved. Low Q-score values may therefore be expected for many entries.

## 9.3 Atom inclusion mapped to coordinate model [i](#)

This section was not generated.































































## 9.4 Atom inclusion [i](#)



At the recommended contour level, 72% of all backbone atoms, 60% of all non-hydrogen atoms, are inside the map.

## 9.5 Map-model fit summary

The table lists the average atom inclusion at the recommended contour level (6) and Q-score for the entire model and for each chain.

Chain	Atom inclusion	Q-score
All	 0.5990	 0.4860
A	 0.6580	 0.4930
B	 0.6490	 0.4910
C	 0.6570	 0.4980
D	 0.6570	 0.4940
E	 0.6510	 0.4910
F	 0.6560	 0.4950
G	 0.5800	 0.4750
H	 0.5960	 0.4870
I	 0.5870	 0.4890
J	 0.5960	 0.4880
K	 0.5950	 0.4880
L	 0.5890	 0.4880
M	 0.5960	 0.4860
N	 0.5760	 0.4750
O	 0.5850	 0.4780
P	 0.5810	 0.4770
Q	 0.5740	 0.4760
R	 0.5850	 0.4800
S	 0.5810	 0.4930
T	 0.6350	 0.4990
U	 0.6300	 0.4980
V	 0.6350	 0.4970
W	 0.6320	 0.4970
X	 0.6320	 0.4990
Y	 0.5830	 0.4960
Z	 0.5820	 0.4910
a	 0.6390	 0.5000
b	 0.5820	 0.4940
c	 0.5800	 0.4960
d	 0.5800	 0.4890

