



Full wwPDB X-ray Structure Validation Report ⓘ

May 8, 2025 – 01:36 pm BST

PDB ID : 9HNC / pdb_00009hnc
Title : Crystal structure of potassium-independent L-asparaginase from *Phaseolus vulgaris* (PvAIII, PvAspG2)
Authors : Loch, J.I.; Pierog, I.; Imiolczyk, B.; Barciszewski, J.; Marsolais, F.; Gilski, M.; Jaskolski, M.
Deposited on : 2024-12-10
Resolution : 1.88 Å(reported)

This is a Full wwPDB X-ray Structure Validation Report for a publicly released PDB entry.

We welcome your comments at validation@mail.wwpdb.org

A user guide is available at

<https://www.wwpdb.org/validation/2017/XrayValidationReportHelp>

with specific help available everywhere you see the ⓘ symbol.

The types of validation reports are described at

<http://www.wwpdb.org/validation/2017/FAQs#types>.

The following versions of software and data (see [references ⓘ](#)) were used in the production of this report:

MolProbity : 4-5-2 with Phenix2.0rc1
Mogul : 1.8.4, CSD as541be (2020)
Xtriage (Phenix) : 2.0rc1
EDS : 3.0
Percentile statistics : 20231227.v01 (using entries in the PDB archive December 27th 2023)
CCP4 : 9.0.003 (Gargrove)
Density-Fitness : 1.0.11
Ideal geometry (proteins) : Engh & Huber (2001)
Ideal geometry (DNA, RNA) : Parkinson et al. (1996)
Validation Pipeline (wwPDB-VP) : 2.43.1

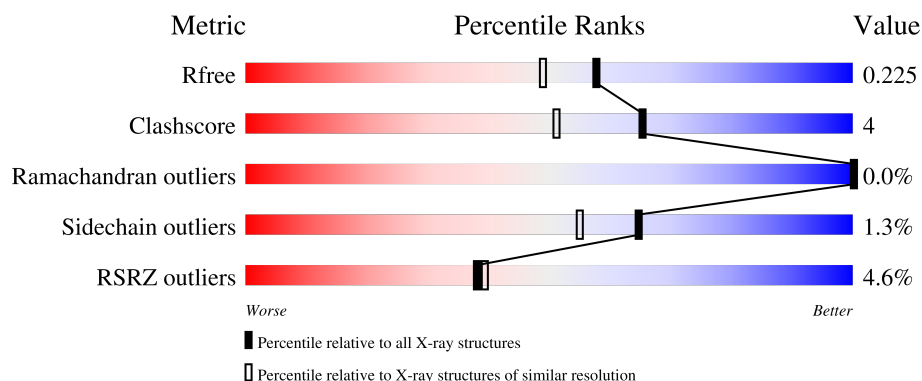
1 Overall quality at a glance

The following experimental techniques were used to determine the structure:

X-RAY DIFFRACTION

The reported resolution of this entry is 1.88 Å.

Percentile scores (ranging between 0-100) for global validation metrics of the entry are shown in the following graphic. The table shows the number of entries on which the scores are based.






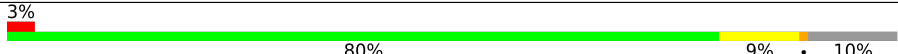
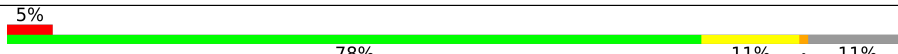
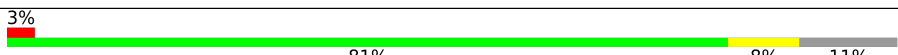
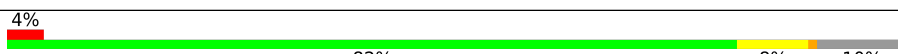
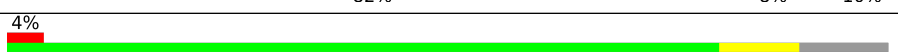

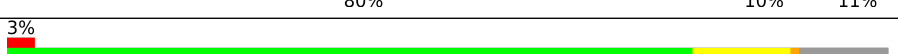
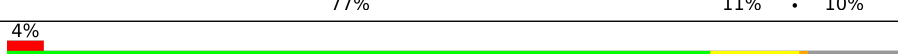
Metric	Whole archive (#Entries)	Similar resolution (#Entries, resolution range(Å))
R_{free}	164625	1090 (1.88-1.88)
Clashscore	180529	1144 (1.88-1.88)
Ramachandran outliers	177936	1135 (1.88-1.88)
Sidechain outliers	177891	1135 (1.88-1.88)
RSRZ outliers	164620	1090 (1.88-1.88)

The table below summarises the geometric issues observed across the polymeric chains and their fit to the electron density. The red, orange, yellow and green segments of the lower bar indicate the fraction of residues that contain outliers for ≥ 3 , 2, 1 and 0 types of geometric quality criteria respectively. A grey segment represents the fraction of residues that are not modelled. The numeric value for each fraction is indicated below the corresponding segment, with a dot representing fractions $\leq 5\%$. The upper red bar (where present) indicates the fraction of residues that have poor fit to the electron density. The numeric value is given above the bar.

Mol	Chain	Length	Quality of chain
1	AAA	322	<div> <div>2%</div> <div>79% 10% 11%</div> </div>
1	BBB	322	<div> <div>4%</div> <div>80% 9% 10%</div> </div>
1	CCC	322	<div> <div>7%</div> <div>85% 7% 7%</div> </div>
1	DDD	322	<div> <div>5%</div> <div>79% 10% 10%</div> </div>
1	EEE	322	<div> <div>3%</div> <div>80% 10% 10%</div> </div>

Continued on next page...

Continued from previous page...

Mol	Chain	Length	Quality of chain
1	FFF	322	
1	GGG	322	
1	HHH	322	
1	III	322	
1	JJJ	322	
1	KKK	322	
1	LLL	322	
1	MMM	322	
1	NNN	322	
1	OOO	322	
1	PPP	322	

2 Entry composition [i](#)

There are 7 unique types of molecules in this entry. The entry contains 36793 atoms, of which 0 are hydrogens and 0 are deuteriums.

In the tables below, the ZeroOcc column contains the number of atoms modelled with zero occupancy, the AltConf column contains the number of residues with at least one atom in alternate conformation and the Trace column contains the number of residues modelled with at most 2 atoms.

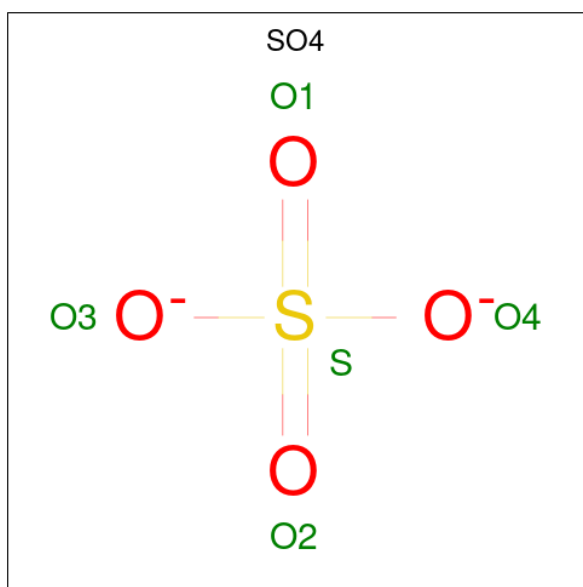
- Molecule 1 is a protein called beta-aspartyl-peptidase.

Mol	Chain	Residues	Atoms					ZeroOcc	AltConf	Trace
1	AAA	288	Total	C	N	O	S	0	1	0
			2114	1314	372	414	14			
1	BBB	290	Total	C	N	O	S	0	0	0
			2127	1321	375	416	15			
1	CCC	298	Total	C	N	O	S	0	4	0
			2216	1380	389	433	14			
1	DDD	289	Total	C	N	O	S	0	1	0
			2124	1319	374	417	14			
1	EEE	289	Total	C	N	O	S	0	1	0
			2123	1320	374	415	14			
1	FFF	290	Total	C	N	O	S	0	0	0
			2127	1321	375	416	15			
1	GGG	292	Total	C	N	O	S	0	0	0
			2146	1332	381	419	14			
1	HHH	289	Total	C	N	O	S	0	0	0
			2119	1316	374	415	14			
1	III	289	Total	C	N	O	S	0	0	0
			2119	1316	374	415	14			
1	JJJ	288	Total	C	N	O	S	0	0	0
			2113	1313	373	413	14			
1	KKK	288	Total	C	N	O	S	0	0	0
			2113	1313	373	413	14			
1	LLL	291	Total	C	N	O	S	0	1	0
			2145	1332	382	417	14			
1	MMM	289	Total	C	N	O	S	0	0	0
			2119	1316	374	415	14			
1	NNN	288	Total	C	N	O	S	0	3	0
			2130	1325	375	416	14			
1	OOO	289	Total	C	N	O	S	0	2	0
			2131	1325	377	415	14			
1	PPP	288	Total	C	N	O	S	0	0	0
			2113	1313	373	413	14			

- Molecule 2 is SODIUM ION (CCD ID: NA) (formula: Na).

Mol	Chain	Residues	Atoms		ZeroOcc	AltConf
2	AAA	2	Total 2	Na 2	0	0
2	BBB	2	Total 2	Na 2	0	0
2	CCC	2	Total 2	Na 2	0	0
2	DDD	2	Total 2	Na 2	0	0
2	EEE	2	Total 2	Na 2	0	0
2	FFF	2	Total 2	Na 2	0	0
2	GGG	2	Total 2	Na 2	0	0
2	HHH	2	Total 2	Na 2	0	0
2	III	2	Total 2	Na 2	0	0
2	JJJ	2	Total 2	Na 2	0	0
2	KKK	3	Total 3	Na 3	0	0
2	LLL	2	Total 2	Na 2	0	0
2	MMM	2	Total 2	Na 2	0	0
2	NNN	2	Total 2	Na 2	0	0
2	OOO	2	Total 2	Na 2	0	0
2	PPP	2	Total 2	Na 2	0	0

- Molecule 3 is SULFATE ION (CCD ID: SO4) (formula: O₄S).



Mol	Chain	Residues	Atoms			ZeroOcc	AltConf
3	AAA	1	Total	O	S	0	0
			5	4	1		
3	AAA	1	Total	O	S	0	0
			5	4	1		
3	AAA	1	Total	O	S	0	0
			5	4	1		
3	BBB	1	Total	O	S	0	0
			5	4	1		
3	CCC	1	Total	O	S	0	0
			5	4	1		
3	CCC	1	Total	O	S	0	0
			5	4	1		
3	CCC	1	Total	O	S	0	0
			5	4	1		
3	DDD	1	Total	O	S	0	0
			5	4	1		
3	EEE	1	Total	O	S	0	0
			5	4	1		
3	EEE	1	Total	O	S	0	0
			5	4	1		
3	FFF	1	Total	O	S	0	0
			5	4	1		
3	GGG	1	Total	O	S	0	0
			5	4	1		
3	HHH	1	Total	O	S	0	0
			5	4	1		
3	III	1	Total	O	S	0	0
			5	4	1		

Continued on next page...

Continued from previous page...

Mol	Chain	Residues	Atoms			ZeroOcc	AltConf
3	JJJ	1	Total	O	S	0	0
			5	4	1		
3	JJJ	1	Total	O	S	0	0
			5	4	1		
3	JJJ	1	Total	O	S	0	0
			5	4	1		
3	LLL	1	Total	O	S	0	0
			5	4	1		
3	MMM	1	Total	O	S	0	0
			5	4	1		
3	MMM	1	Total	O	S	0	0
			5	4	1		
3	NNN	1	Total	O	S	0	0
			5	4	1		
3	OOO	1	Total	O	S	0	0
			5	4	1		
3	OOO	1	Total	O	S	0	0
			5	4	1		
3	PPP	1	Total	O	S	0	0
			5	4	1		
3	PPP	1	Total	O	S	0	0
			5	4	1		

- Molecule 4 is CHLORIDE ION (CCD ID: CL) (formula: Cl).

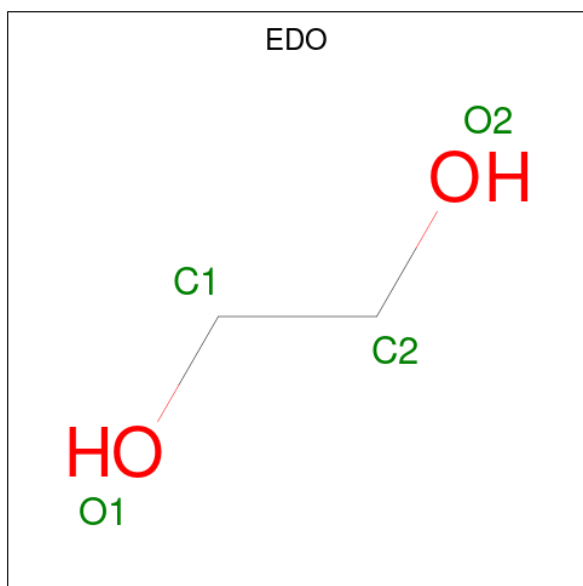
Mol	Chain	Residues	Atoms		ZeroOcc	AltConf
4	AAA	1	Total	Cl	0	0
			1	1		
4	BBB	4	Total	Cl	0	0
			4	4		
4	CCC	3	Total	Cl	0	0
			3	3		
4	DDD	2	Total	Cl	0	0
			2	2		
4	EEE	2	Total	Cl	0	0
			2	2		
4	FFF	1	Total	Cl	0	0
			1	1		
4	GGG	3	Total	Cl	0	0
			3	3		
4	HHH	1	Total	Cl	0	0
			1	1		

Continued on next page...

Continued from previous page...

Mol	Chain	Residues	Atoms		ZeroOcc	AltConf
4	III	1	Total	Cl	0	0
			1	1		
4	JJJ	1	Total	Cl	0	0
			1	1		
4	KKK	2	Total	Cl	0	0
			2	2		
4	LLL	1	Total	Cl	0	0
			1	1		
4	MMM	1	Total	Cl	0	0
			1	1		
4	NNN	2	Total	Cl	0	0
			2	2		
4	OOO	2	Total	Cl	0	0
			2	2		
4	PPP	2	Total	Cl	0	0
			2	2		

- Molecule 5 is 1,2-ETHANEDIOL (CCD ID: EDO) (formula: $C_2H_6O_2$).



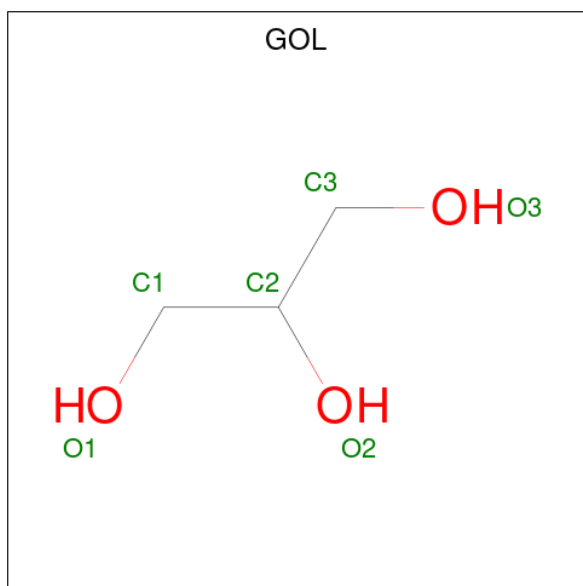
Mol	Chain	Residues	Atoms			ZeroOcc	AltConf
5	AAA	1	Total	C	O	0	0
			4	2	2		
5	BBB	1	Total	C	O	0	0
			4	2	2		
5	CCC	1	Total	C	O	0	0
			4	2	2		

Continued on next page...

Continued from previous page...

Mol	Chain	Residues	Atoms			ZeroOcc	AltConf
5	EEE	1	Total	C	O	0	0
			4	2	2		
5	GGG	1	Total	C	O	0	0
			4	2	2		
5	HHH	1	Total	C	O	0	0
			4	2	2		
5	III	1	Total	C	O	0	0
			4	2	2		
5	MMM	1	Total	C	O	0	0
			4	2	2		
5	OOO	1	Total	C	O	0	0
			4	2	2		

- Molecule 6 is GLYCEROL (CCD ID: GOL) (formula: $C_3H_8O_3$).



Mol	Chain	Residues	Atoms			ZeroOcc	AltConf
6	DDD	1	Total	C	O	0	0
			6	3	3		

- Molecule 7 is water.

Mol	Chain	Residues	Atoms		ZeroOcc	AltConf
7	AAA	161	Total	O	0	2
			163	163		
7	BBB	158	Total	O	0	2
			160	160		

Continued on next page...

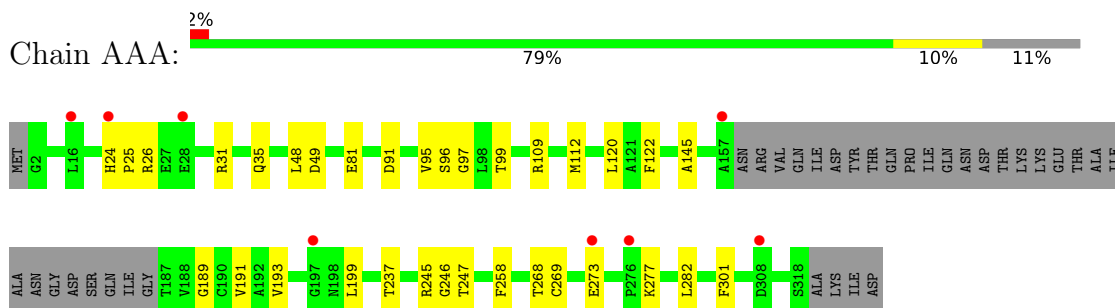
Continued from previous page...

Mol	Chain	Residues	Atoms		ZeroOcc	AltConf
7	CCC	152	Total 156	O 156	0	4
7	DDD	159	Total 159	O 159	0	0
7	EEE	155	Total 157	O 157	0	2
7	FFF	163	Total 164	O 164	0	1
7	GGG	152	Total 153	O 153	0	1
7	HHH	145	Total 146	O 146	0	1
7	III	165	Total 166	O 166	0	1
7	JJJ	138	Total 138	O 138	0	0
7	KKK	133	Total 133	O 133	0	0
7	LLL	150	Total 150	O 150	0	0
7	MMM	159	Total 160	O 160	0	1
7	NNN	157	Total 157	O 157	0	0
7	OOO	160	Total 164	O 164	0	4
7	PPP	159	Total 159	O 159	0	0

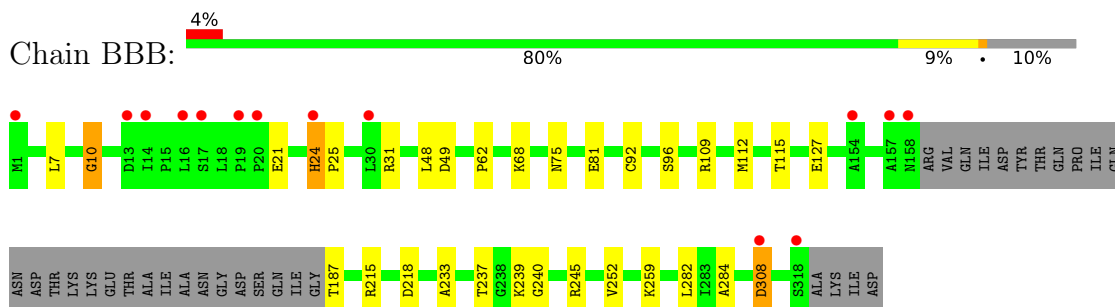
3 Residue-property plots [i](#)

These plots are drawn for all protein, RNA, DNA and oligosaccharide chains in the entry. The first graphic for a chain summarises the proportions of the various outlier classes displayed in the second graphic. The second graphic shows the sequence view annotated by issues in geometry and electron density. Residues are color-coded according to the number of geometric quality criteria for which they contain at least one outlier: green = 0, yellow = 1, orange = 2 and red = 3 or more. A red dot above a residue indicates a poor fit to the electron density ($RSRZ > 2$). Stretches of 2 or more consecutive residues without any outlier are shown as a green connector. Residues present in the sample, but not in the model, are shown in grey.

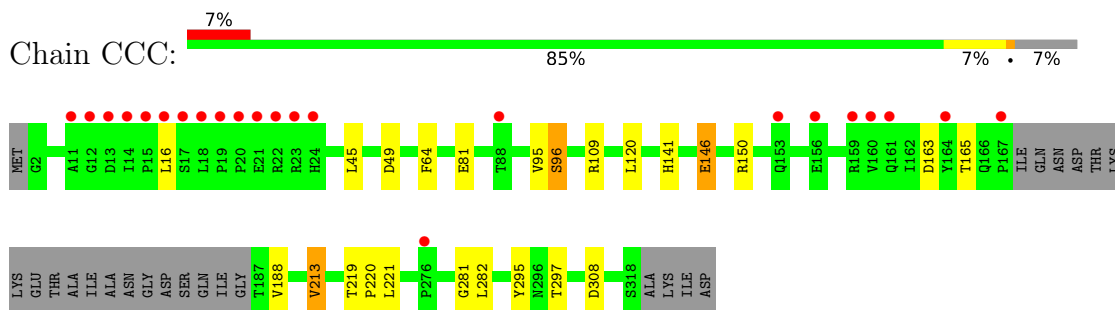
- Molecule 1: beta-aspartyl-peptidase



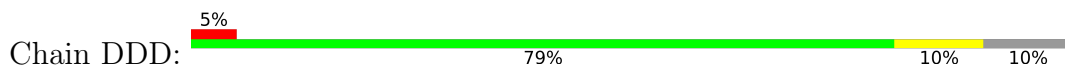
- Molecule 1: beta-aspartyl-peptidase

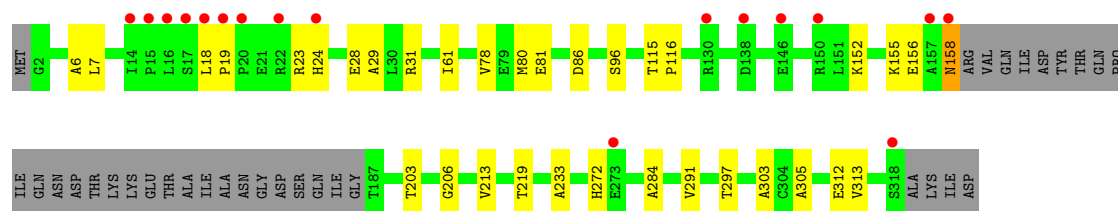


- Molecule 1: beta-aspartyl-peptidase

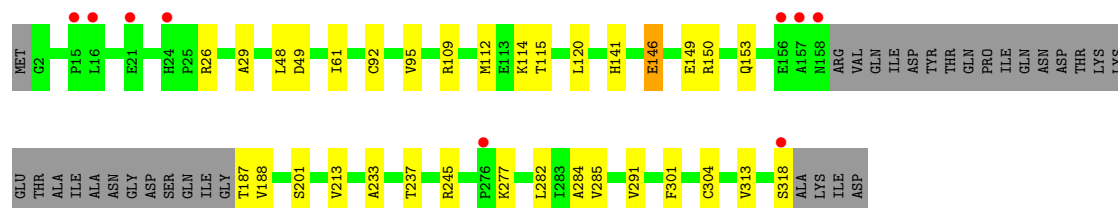
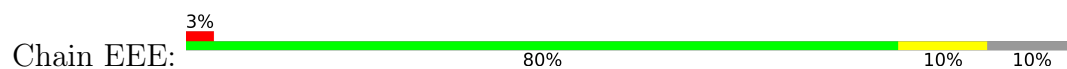


- Molecule 1: beta-aspartyl-peptidase

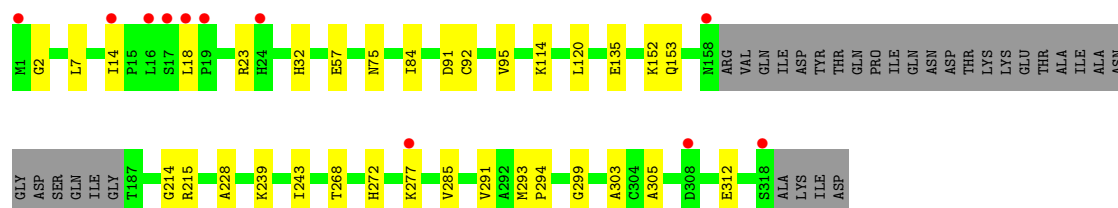
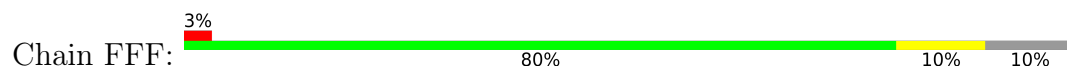




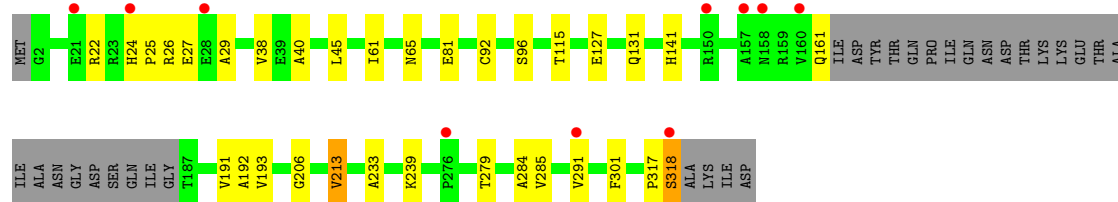
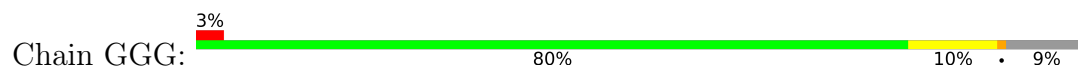
- Molecule 1: beta-aspartyl-peptidase



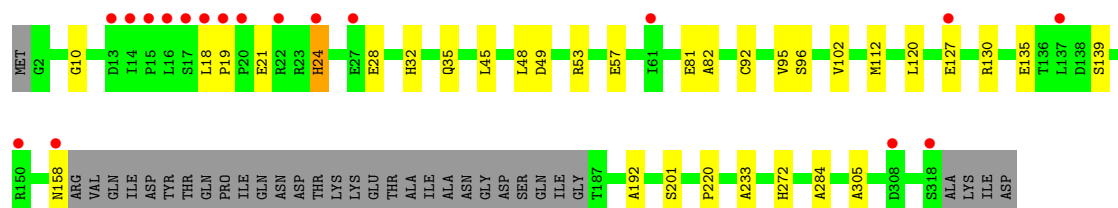
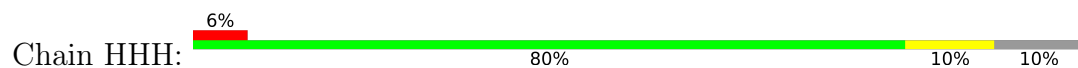
- Molecule 1: beta-aspartyl-peptidase



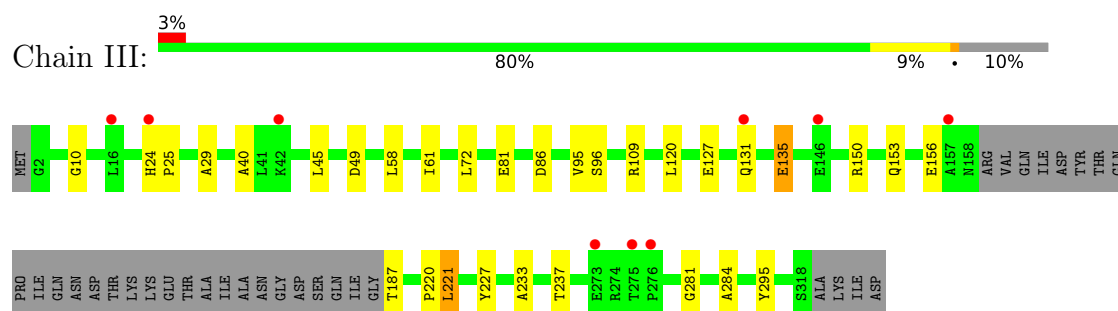
- Molecule 1: beta-aspartyl-peptidase



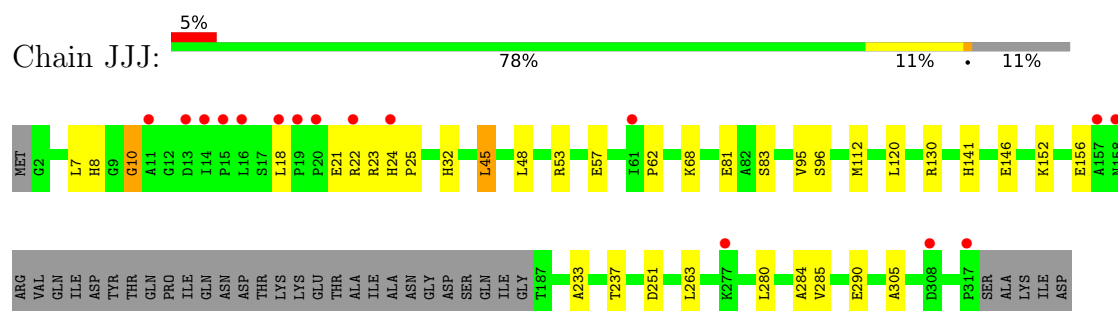
- Molecule 1: beta-aspartyl-peptidase



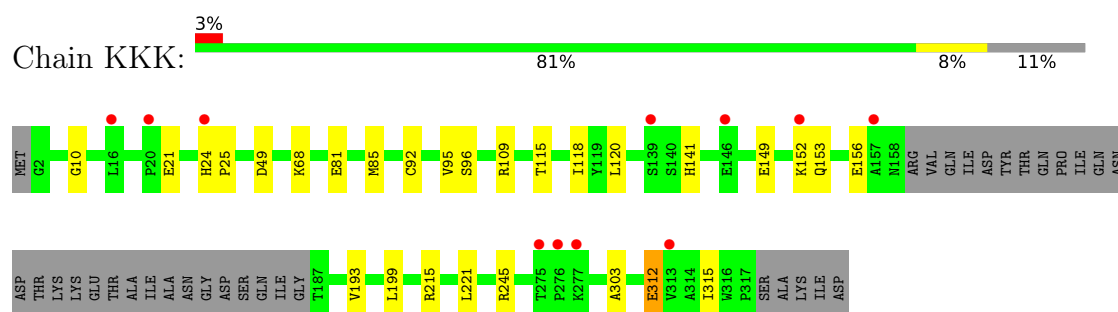
- Molecule 1: beta-aspartyl-peptidase



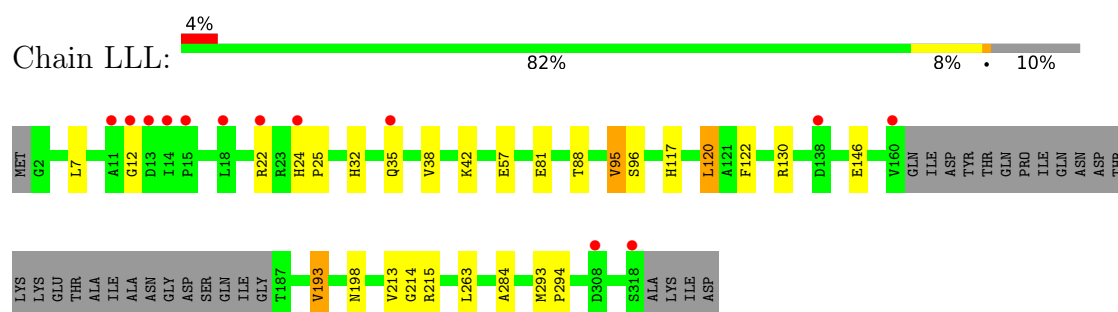
- Molecule 1: beta-aspartyl-peptidase



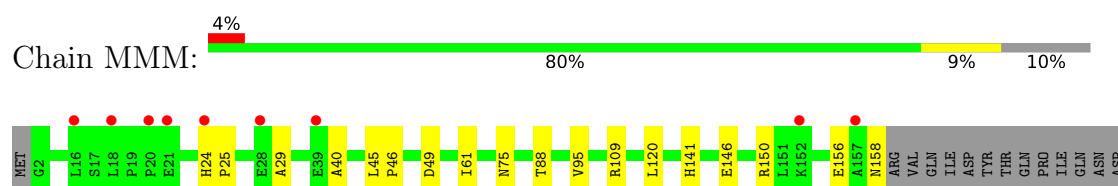
- Molecule 1: beta-aspartyl-peptidase



- Molecule 1: beta-aspartyl-peptidase

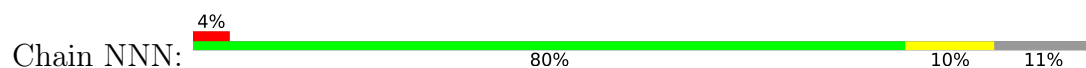


- Molecule 1: beta-aspartyl-peptidase

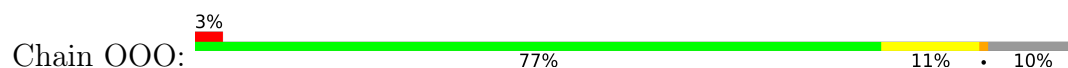




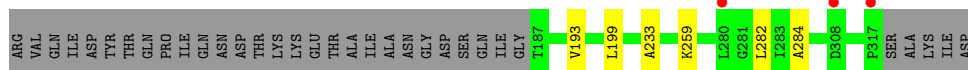
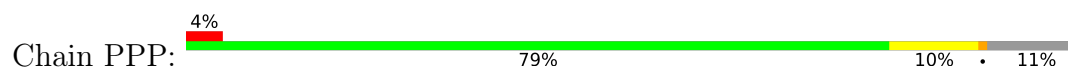
- Molecule 1: beta-aspartyl-peptidase



- Molecule 1: beta-aspartyl-peptidase



- Molecule 1: beta-aspartyl-peptidase



4 Data and refinement statistics

Property	Value	Source
Space group	P 1 2 1	Depositor
Cell constants a, b, c, α , β , γ	123.76Å 123.64Å 187.68Å 90.00° 90.06° 90.00°	Depositor
Resolution (Å)	47.69 – 1.88 47.69 – 1.88	Depositor EDS
% Data completeness (in resolution range)	98.4 (47.69-1.88) 99.6 (47.69-1.88)	Depositor EDS
R_{merge}	0.08	Depositor
R_{sym}	(Not available)	Depositor
$\langle I/\sigma(I) \rangle$ ¹	2.36 (at 1.88Å)	Xtriage
Refinement program	REFMAC 5.8.0258	Depositor
R, R_{free}	0.182 , 0.211 0.193 , 0.225	Depositor DCC
R_{free} test set	7949 reflections (1.37%)	wwPDB-VP
Wilson B-factor (Å ²)	30.3	Xtriage
Anisotropy	0.010	Xtriage
Bulk solvent k_{sol} (e/Å ³), B_{sol} (Å ²)	0.35 , 38.8	EDS
L-test for twinning ²	$\langle L \rangle = 0.54$, $\langle L^2 \rangle = 0.39$	Xtriage
Estimated twinning fraction	0.025 for k,h,-l 0.015 for -k,-h,-l 0.028 for h,-k,-l	Xtriage
Reported twinning fraction	0.825 for H, K, L 0.060 for -h,-k,l 0.056 for K, H, -L 0.059 for -K, -H, -L	Depositor
Outliers	4 of 456774 reflections (0.001%)	Xtriage
F_o, F_c correlation	0.96	EDS
Total number of atoms	36793	wwPDB-VP
Average B, all atoms (Å ²)	33.0	wwPDB-VP

Xtriage's analysis on translational NCS is as follows: *The analyses of the Patterson function reveals a significant off-origin peak that is 40.31 % of the origin peak, indicating pseudo-translational symmetry. The chance of finding a peak of this or larger height randomly in a structure without pseudo-translational symmetry is equal to 2.7869e-04. The detected translational NCS is most likely also responsible for the elevated intensity ratio.*

¹Intensities estimated from amplitudes.

²Theoretical values of $\langle |L| \rangle$, $\langle L^2 \rangle$ for acentric reflections are 0.5, 0.333 respectively for untwinned datasets, and 0.375, 0.2 for perfectly twinned datasets.

5 Model quality [i](#)

5.1 Standard geometry [i](#)

Bond lengths and bond angles in the following residue types are not validated in this section: NA, CL, SO4, EDO, GOL

The Z score for a bond length (or angle) is the number of standard deviations the observed value is removed from the expected value. A bond length (or angle) with $|Z| > 5$ is considered an outlier worth inspection. RMSZ is the root-mean-square of all Z scores of the bond lengths (or angles).

Mol	Chain	Bond lengths		Bond angles	
		RMSZ	# $ Z > 5$	RMSZ	# $ Z > 5$
1	AAA	1.21	3/2147 (0.1%)	1.38	4/2910 (0.1%)
1	BBB	1.22	4/2157 (0.2%)	1.37	4/2923 (0.1%)
1	CCC	1.20	6/2257 (0.3%)	1.40	4/3062 (0.1%)
1	DDD	1.21	3/2157 (0.1%)	1.37	5/2924 (0.2%)
1	EEE	1.23	5/2156 (0.2%)	1.38	1/2923 (0.0%)
1	FFF	1.28	8/2157 (0.4%)	1.37	4/2923 (0.1%)
1	GGG	1.23	8/2176 (0.4%)	1.39	4/2949 (0.1%)
1	HHH	1.22	7/2149 (0.3%)	1.37	2/2913 (0.1%)
1	III	1.21	6/2149 (0.3%)	1.39	1/2913 (0.0%)
1	JJJ	1.19	3/2143 (0.1%)	1.38	1/2905 (0.0%)
1	KKK	1.21	4/2143 (0.2%)	1.38	2/2905 (0.1%)
1	LLL	1.24	4/2178 (0.2%)	1.37	1/2951 (0.0%)
1	MMM	1.21	3/2149 (0.1%)	1.34	0/2913
1	NNN	1.20	1/2169 (0.0%)	1.35	2/2939 (0.1%)
1	OOO	1.20	5/2167 (0.2%)	1.39	4/2937 (0.1%)
1	PPP	1.20	2/2143 (0.1%)	1.39	2/2905 (0.1%)
All	All	1.22	72/34597 (0.2%)	1.38	41/46895 (0.1%)

All (72) bond length outliers are listed below:

Mol	Chain	Res	Type	Atoms	Z	Observed(Å)	Ideal(Å)
1	JJJ	83	SER	C-O	7.14	1.32	1.23
1	KKK	10	GLY	C-O	6.89	1.32	1.24
1	III	220	PRO	C-O	-6.66	1.15	1.24
1	CCC	188	VAL	C-O	6.63	1.30	1.23
1	AAA	191	VAL	C-O	6.61	1.30	1.24
1	GGG	191	VAL	C-O	6.54	1.30	1.24
1	FFF	214	GLY	C-O	6.44	1.33	1.24
1	HHH	82	ALA	C-O	6.43	1.31	1.23
1	AAA	189	GLY	C-O	6.41	1.30	1.24
1	DDD	305	ALA	C-O	6.38	1.31	1.23

Continued on next page...

Continued from previous page...

Mol	Chain	Res	Type	Atoms	Z	Observed(Å)	Ideal(Å)
1	FFF	305	ALA	C-O	6.38	1.31	1.23
1	NNN	10	GLY	C-O	6.20	1.31	1.23
1	KKK	85	MET	C-O	6.03	1.30	1.23
1	III	221	LEU	C-O	6.02	1.31	1.24
1	III	10	GLY	C-O	5.93	1.31	1.24
1	MMM	189	GLY	C-O	5.90	1.30	1.24
1	OOO	303	ALA	C-O	5.85	1.31	1.23
1	HHH	201	SER	C-O	5.80	1.30	1.23
1	GGG	115	THR	N-CA	5.80	1.50	1.46
1	OOO	80	MET	C-O	5.77	1.30	1.23
1	JJJ	10	GLY	C-O	5.73	1.30	1.24
1	OOO	115	THR	N-CA	5.73	1.50	1.46
1	FFF	228	ALA	C-O	5.72	1.30	1.23
1	BBB	92	CYS	C-O	5.65	1.30	1.23
1	BBB	10	GLY	C-O	5.62	1.30	1.24
1	OOO	141	HIS	CE1-NE2	5.61	1.38	1.32
1	EEE	201	SER	C-O	5.60	1.30	1.23
1	FFF	215	ARG	C-O	5.48	1.30	1.23
1	DDD	6	ALA	C-O	5.45	1.30	1.23
1	III	72	LEU	C-O	5.44	1.30	1.23
1	GGG	65	ASN	C-O	5.42	1.30	1.23
1	CCC	64	PHE	C-O	-5.42	1.17	1.24
1	EEE	188	VAL	C-O	5.42	1.29	1.23
1	LLL	12	GLY	C-O	5.42	1.29	1.23
1	III	86	ASP	CG-OD2	-5.41	1.15	1.25
1	CCC	96	SER	C-O	5.40	1.30	1.23
1	HHH	10	GLY	C-O	5.40	1.30	1.24
1	BBB	115	THR	N-CA	5.40	1.49	1.46
1	CCC	221	LEU	C-O	5.38	1.30	1.24
1	MMM	215	ARG	C-O	5.38	1.30	1.23
1	HHH	53	ARG	C-O	5.37	1.30	1.24
1	EEE	115	THR	N-CA	5.36	1.50	1.45
1	PPP	95	VAL	C-O	5.34	1.29	1.23
1	EEE	304	CYS	C-O	5.32	1.30	1.23
1	LLL	95	VAL	C-O	5.31	1.29	1.24
1	CCC	213[A]	VAL	C-O	5.29	1.30	1.24
1	CCC	213[B]	VAL	C-O	5.29	1.30	1.24
1	AAA	91	ASP	C-O	5.25	1.30	1.23
1	GGG	141	HIS	CE1-NE2	5.25	1.37	1.32
1	FFF	92	CYS	C-O	5.25	1.30	1.23
1	III	227	TYR	C-O	5.25	1.30	1.23
1	GGG	38	VAL	C-O	5.24	1.30	1.24

Continued on next page...

Continued from previous page...

Mol	Chain	Res	Type	Atoms	Z	Observed(Å)	Ideal(Å)
1	BBB	252	VAL	C-O	5.21	1.30	1.24
1	FFF	91	ASP	C-O	5.20	1.30	1.23
1	MMM	234	VAL	C-O	5.19	1.29	1.24
1	GGG	92	CYS	C-O	5.19	1.30	1.23
1	KKK	115	THR	N-CA	5.18	1.50	1.45
1	JJJ	305	ALA	C-O	5.16	1.30	1.23
1	HHH	192	ALA	C-O	5.15	1.30	1.23
1	EEE	313	VAL	C-O	5.15	1.29	1.24
1	DDD	213	VAL	C-O	5.14	1.30	1.24
1	HHH	305	ALA	C-O	5.13	1.30	1.23
1	PPP	10	GLY	C-O	5.12	1.30	1.24
1	FFF	243	ILE	C-O	5.06	1.30	1.24
1	FFF	84	ILE	C-O	5.06	1.29	1.23
1	LLL	120	LEU	C-O	5.06	1.30	1.24
1	OOO	192	ALA	C-O	5.05	1.29	1.23
1	KKK	312	GLU	C-O	5.04	1.30	1.23
1	GGG	193	VAL	C-O	5.02	1.29	1.24
1	LLL	193	VAL	C-O	5.02	1.29	1.24
1	GGG	192	ALA	C-O	5.01	1.29	1.23
1	HHH	220	PRO	C-O	-5.01	1.18	1.24

All (41) bond angle outliers are listed below:

Mol	Chain	Res	Type	Atoms	Z	Observed(°)	Ideal(°)
1	BBB	308	ASP	CA-CB-CG	6.49	119.09	112.60
1	CCC	146	GLU	CB-CG-CD	6.26	123.24	112.60
1	BBB	239	LYS	CA-C-N	6.19	126.98	119.99
1	BBB	239	LYS	C-N-CA	6.19	126.98	119.99
1	DDD	206	GLY	CA-C-N	6.08	127.03	121.31
1	DDD	206	GLY	C-N-CA	6.08	127.03	121.31
1	LLL	146	GLU	CB-CG-CD	5.96	122.73	112.60
1	DDD	86	ASP	CA-CB-CG	5.94	118.54	112.60
1	III	135	GLU	CB-CA-C	5.88	119.30	109.89
1	KKK	315	ILE	N-CA-C	-5.88	106.98	111.62
1	KKK	118	ILE	N-CA-C	-5.83	106.79	111.81
1	PPP	118	ILE	N-CA-C	-5.71	106.90	111.81
1	FFF	239	LYS	CA-C-N	5.70	126.44	119.99
1	FFF	239	LYS	C-N-CA	5.70	126.44	119.99
1	OOO	91	ASP	CA-CB-CG	5.68	118.28	112.60
1	AAA	268	THR	CA-CB-OG1	-5.67	101.09	109.60
1	CCC	297	THR	CA-C-N	5.64	127.84	120.28
1	CCC	297	THR	C-N-CA	5.64	127.84	120.28

Continued on next page...

Continued from previous page...

Mol	Chain	Res	Type	Atoms	Z	Observed(°)	Ideal(°)
1	FFF	268	THR	CA-CB-OG1	-5.57	101.25	109.60
1	BBB	187	THR	CA-CB-OG1	-5.50	101.35	109.60
1	GGG	206	GLY	CA-C-N	5.46	126.50	121.86
1	GGG	206	GLY	C-N-CA	5.46	126.50	121.86
1	PPP	31	ARG	N-CA-C	-5.42	105.28	111.14
1	JJJ	280	LEU	N-CA-C	5.40	116.48	108.60
1	NNN	206	GLY	CA-C-N	5.35	126.34	121.31
1	NNN	206	GLY	C-N-CA	5.35	126.34	121.31
1	FFF	2	GLY	CA-C-O	-5.31	117.41	122.13
1	OOO	239	LYS	CA-C-N	5.24	125.91	119.99
1	OOO	239	LYS	C-N-CA	5.24	125.91	119.99
1	OOO	39	GLU	CB-CA-C	-5.21	102.47	110.81
1	HHH	92	CYS	CA-C-N	5.18	126.39	121.46
1	HHH	92	CYS	C-N-CA	5.18	126.39	121.46
1	CCC	308	ASP	CB-CA-C	-5.14	98.95	110.21
1	AAA	99	THR	CA-CB-OG1	-5.14	101.89	109.60
1	GGG	213	VAL	CB-CA-C	5.11	119.91	111.59
1	GGG	318	SER	CA-C-O	-5.09	112.15	120.80
1	DDD	297	THR	CA-C-N	5.09	127.09	120.28
1	DDD	297	THR	C-N-CA	5.09	127.09	120.28
1	AAA	145	ALA	CA-C-N	5.06	127.06	120.28
1	AAA	145	ALA	C-N-CA	5.06	127.06	120.28
1	EEE	245	ARG	CB-CA-C	5.06	119.99	110.63

There are no chirality outliers.

There are no planarity outliers.

5.2 Too-close contacts ⓘ

In the following table, the Non-H and H(model) columns list the number of non-hydrogen atoms and hydrogen atoms in the chain respectively. The H(added) column lists the number of hydrogen atoms added and optimized by MolProbity. The Clashes column lists the number of clashes within the asymmetric unit, whereas Symm-Clashes lists symmetry-related clashes.

Mol	Chain	Non-H	H(model)	H(added)	Clashes	Symm-Clashes
1	AAA	2114	0	2122	13	0
1	BBB	2127	0	2135	17	0
1	CCC	2216	0	2227	12	0
1	DDD	2124	0	2127	16	0
1	EEE	2123	0	2132	16	0
1	FFF	2127	0	2135	15	0

Continued on next page...

Continued from previous page...

Mol	Chain	Non-H	H(model)	H(added)	Clashes	Symm-Clashes
1	GGG	2146	0	2153	13	0
1	HHH	2119	0	2123	13	0
1	III	2119	0	2123	13	0
1	JJJ	2113	0	2118	25	0
1	KKK	2113	0	2118	14	0
1	LLL	2145	0	2158	16	0
1	MMM	2119	0	2123	19	0
1	NNN	2130	0	2143	17	0
1	OOO	2131	0	2145	21	0
1	PPP	2113	0	2118	20	0
2	AAA	2	0	0	0	0
2	BBB	2	0	0	0	0
2	CCC	2	0	0	0	0
2	DDD	2	0	0	0	0
2	EEE	2	0	0	0	0
2	FFF	2	0	0	0	0
2	GGG	2	0	0	0	0
2	HHH	2	0	0	0	0
2	III	2	0	0	0	0
2	JJJ	2	0	0	0	0
2	KKK	3	0	0	0	0
2	LLL	2	0	0	0	0
2	MMM	2	0	0	0	0
2	NNN	2	0	0	0	0
2	OOO	2	0	0	0	0
2	PPP	2	0	0	0	0
3	AAA	15	0	0	0	0
3	BBB	5	0	0	0	0
3	CCC	15	0	0	0	0
3	DDD	5	0	0	0	0
3	EEE	10	0	0	0	0
3	FFF	5	0	0	0	0
3	GGG	5	0	0	0	0
3	HHH	5	0	0	0	0
3	III	5	0	0	0	0
3	JJJ	15	0	0	0	0
3	LLL	5	0	0	1	0
3	MMM	10	0	0	0	0
3	NNN	5	0	0	0	0
3	OOO	10	0	0	0	0
3	PPP	10	0	0	0	0
4	AAA	1	0	0	0	0

Continued on next page...

Continued from previous page...

Mol	Chain	Non-H	H(model)	H(added)	Clashes	Symm-Clashes
4	BBB	4	0	0	0	0
4	CCC	3	0	0	0	0
4	DDD	2	0	0	0	0
4	EEE	2	0	0	0	0
4	FFF	1	0	0	0	0
4	GGG	3	0	0	1	0
4	HHH	1	0	0	1	0
4	III	1	0	0	0	0
4	JJJ	1	0	0	0	0
4	KKK	2	0	0	0	0
4	LLL	1	0	0	0	0
4	MMM	1	0	0	0	0
4	NNN	2	0	0	0	0
4	OOO	2	0	0	0	0
4	PPP	2	0	0	0	0
5	AAA	4	0	6	0	0
5	BBB	4	0	6	0	0
5	CCC	4	0	6	0	0
5	EEE	4	0	6	1	0
5	GGG	4	0	6	0	0
5	HHH	4	0	6	0	0
5	III	4	0	6	1	0
5	MMM	4	0	6	0	0
5	OOO	4	0	6	2	0
6	DDD	6	0	8	1	0
7	AAA	163	0	0	0	0
7	BBB	160	0	0	2	0
7	CCC	156	0	0	1	0
7	DDD	159	0	0	2	0
7	EEE	157	0	0	3	0
7	FFF	164	0	0	8	0
7	GGG	153	0	0	1	0
7	HHH	146	0	0	3	0
7	III	166	0	0	1	0
7	JJJ	138	0	0	2	0
7	KKK	133	0	0	3	0
7	LLL	150	0	0	2	0
7	MMM	160	0	0	8	0
7	NNN	157	0	0	2	0
7	OOO	164	0	0	3	0
7	PPP	159	0	0	3	0
All	All	36793	0	34262	254	0

The all-atom clashscore is defined as the number of clashes found per 1000 atoms (including hydrogen atoms). The all-atom clashscore for this structure is 4.

All (254) close contacts within the same asymmetric unit are listed below, sorted by their clash magnitude.

Atom-1	Atom-2	Interatomic distance (Å)	Clash overlap (Å)
1:DDD:155:LYS:HG2	6:DDD:404:GOL:H2	1.53	0.91
1:GGG:29:ALA:HB1	1:GGG:61:ILE:HD13	1.73	0.71
1:EEE:29:ALA:HB1	1:EEE:61:ILE:HD13	1.74	0.69
1:EEE:146:GLU:OE1	1:EEE:150:ARG:NH1	2.27	0.67
1:PPP:24:HIS:HB2	1:PPP:25:PRO:HD3	1.76	0.67
1:GGG:127:GLU:HG3	1:GGG:131:GLN:HE21	1.62	0.65
1:EEE:150:ARG:HD3	7:EEE:638:HOH:O	1.98	0.62
1:OOO:285:VAL:HG12	1:OOO:291[A]:VAL:HG12	1.80	0.62
1:EEE:49:ASP:OD1	1:EEE:109:ARG:NH1	2.31	0.62
1:MMM:146:GLU:OE1	1:MMM:150:ARG:NH1	2.32	0.62
1:LLL:35:GLN:HG3	7:LLL:588:HOH:O	2.01	0.61
1:AAA:269:CYS:O	1:AAA:273:GLU:HB2	2.00	0.61
1:EEE:187:THR:N	5:EEE:402:EDO:HO1	1.98	0.61
1:JJJ:7:LEU:C	1:JJJ:7:LEU:HD12	2.26	0.61
3:LLL:402:SO4:O4	7:LLL:501:HOH:O	2.14	0.61
1:JJJ:22:ARG:NH2	1:JJJ:146:GLU:HG2	2.16	0.60
1:III:187:THR:N	5:III:402:EDO:HO1	1.99	0.60
1:NNN:48:LEU:HD21	1:NNN:112:MET:HE1	1.85	0.59
1:CCC:141:HIS:HE1	7:CCC:635:HOH:O	1.86	0.59
1:OOO:187:THR:N	5:OOO:402:EDO:HO2	2.02	0.58
1:LLL:32:HIS:HE1	1:LLL:57:GLU:OE2	1.86	0.58
1:GGG:285:VAL:HG12	1:GGG:291:VAL:HG12	1.84	0.58
1:FFF:75:ASN:HB2	7:FFF:589:HOH:O	2.04	0.58
1:PPP:75:ASN:HB2	7:PPP:625:HOH:O	2.02	0.58
1:HHH:32:HIS:HE1	1:HHH:57:GLU:OE2	1.86	0.58
1:EEE:114:LYS:HE2	7:EEE:648:HOH:O	2.03	0.57
1:HHH:48:LEU:HD21	1:HHH:112:MET:HE1	1.84	0.57
4:HHH:404:CL:CL	7:HHH:525:HOH:O	2.55	0.57
1:JJJ:22:ARG:HH21	1:JJJ:146:GLU:HG2	1.70	0.57
1:JJJ:21:GLU:CD	1:JJJ:21:GLU:H	2.13	0.57
1:III:24:HIS:HB2	1:III:25:PRO:HD3	1.87	0.56
1:GGG:40:ALA:HB1	1:GGG:45:LEU:HD12	1.88	0.56
1:OOO:22:ARG:O	1:OOO:26:ARG:NH2	2.37	0.56
1:JJJ:24:HIS:HB2	1:JJJ:25:PRO:CD	2.36	0.56
1:DDD:31:ARG:HG3	1:DDD:313:VAL:HG21	1.88	0.55
1:MMM:88:THR:HG21	1:MMM:198:ASN:OD1	2.06	0.55
1:PPP:7:LEU:C	1:PPP:7:LEU:HD12	2.32	0.55

Continued on next page...

Continued from previous page...

Atom-1	Atom-2	Interatomic distance (Å)	Clash overlap (Å)
1:OOO:285:VAL:HG12	1:OOO:291[B]:VAL:HG22	1.90	0.54
1:KKK:24:HIS:HB2	1:KKK:25:PRO:HD3	1.88	0.54
7:MMM:650:HOH:O	1:NNN:213:VAL:HG11	2.07	0.54
1:BBB:48:LEU:HD21	1:BBB:112:MET:HE1	1.91	0.53
1:KKK:49:ASP:OD1	1:KKK:109:ARG:NH1	2.36	0.53
1:GGG:26:ARG:HD3	1:GGG:301:PHE:CZ	2.43	0.53
1:PPP:24:HIS:HB2	1:PPP:25:PRO:CD	2.38	0.53
1:EEE:285:VAL:HG12	1:EEE:291[A]:VAL:HG12	1.91	0.53
1:DDD:152:LYS:O	1:DDD:156:GLU:HG3	2.09	0.53
1:DDD:29:ALA:HB1	1:DDD:61:ILE:HD13	1.91	0.53
1:JJJ:32:HIS:HE1	1:JJJ:57:GLU:OE2	1.92	0.53
1:III:40:ALA:HB1	1:III:45:LEU:HD12	1.90	0.53
5:OOO:402:EDO:H22	7:OOO:512:HOH:O	2.10	0.52
1:OOO:239:LYS:HE2	1:OOO:278:GLY:O	2.10	0.52
1:KKK:149:GLU:HG3	1:KKK:153:GLN:HE21	1.74	0.52
1:BBB:21:GLU:OE2	1:JJJ:68:LYS:NZ	2.40	0.51
1:OOO:130[A]:ARG:CZ	7:OOO:513:HOH:O	2.57	0.51
1:JJJ:18:LEU:HD23	1:JJJ:23:ARG:HB2	1.93	0.51
1:AAA:48:LEU:HD21	1:AAA:112:MET:HE1	1.92	0.50
1:GGG:27:GLU:OE1	7:GGG:501:HOH:O	2.20	0.50
1:PPP:32:HIS:HE1	1:PPP:57:GLU:OE2	1.93	0.50
1:PPP:141:HIS:HE1	7:PPP:645:HOH:O	1.96	0.49
1:EEE:149:GLU:HG3	1:EEE:153:GLN:HE21	1.77	0.49
1:CCC:219:THR:N	1:CCC:220:PRO:CD	2.76	0.49
1:AAA:49:ASP:OD1	1:AAA:109:ARG:NH1	2.42	0.49
1:OOO:127:GLU:HG3	1:OOO:131:GLN:HE21	1.78	0.49
1:MMM:29:ALA:HB1	1:MMM:61:ILE:HD13	1.95	0.49
1:BBB:68:LYS:NZ	1:JJJ:21:GLU:OE1	2.45	0.48
1:III:127:GLU:HG3	1:III:131:GLN:HE21	1.78	0.48
1:KKK:141:HIS:HE1	7:KKK:613:HOH:O	1.95	0.48
1:MMM:75:ASN:HB3	7:MMM:619:HOH:O	2.13	0.48
1:DDD:18:LEU:HD22	1:DDD:19:PRO:HD2	1.95	0.48
1:BBB:127:GLU:HG2	7:BBB:652:HOH:O	2.14	0.48
1:FFF:272:HIS:HD2	7:FFF:648:HOH:O	1.96	0.48
1:BBB:62:PRO:HG3	1:JJJ:21:GLU:HB3	1.96	0.48
1:EEE:282:LEU:HD12	1:EEE:282:LEU:C	2.39	0.48
1:GGG:81:GLU:HB3	1:GGG:96:SER:HA	1.96	0.48
1:OOO:310:TYR:OH	1:OOO:312:GLU:OE2	2.27	0.48
1:EEE:141:HIS:HE1	7:EEE:640:HOH:O	1.96	0.48
1:BBB:21:GLU:HB2	1:JJJ:62:PRO:HG3	1.94	0.48
1:JJJ:48:LEU:HD21	1:JJJ:112:MET:HE1	1.95	0.48

Continued on next page...

Continued from previous page...

Atom-1	Atom-2	Interatomic distance (Å)	Clash overlap (Å)
1:MMM:272:HIS:HD2	7:MMM:635:HOH:O	1.97	0.47
1:FFF:7:LEU:HD12	1:FFF:7:LEU:C	2.38	0.47
1:FFF:153:GLN:NE2	7:FFF:506:HOH:O	2.48	0.47
1:JJJ:233:ALA:O	1:JJJ:284:ALA:HA	2.14	0.47
1:AAA:95:VAL:HA	1:AAA:120:LEU:O	2.14	0.47
1:FFF:32:HIS:HE1	1:FFF:57:GLU:OE2	1.98	0.47
1:JJJ:45:LEU:HD11	1:JJJ:53:ARG:NH1	2.30	0.47
1:CCC:49:ASP:OD1	1:CCC:109:ARG:NH1	2.39	0.47
1:FFF:95:VAL:HA	1:FFF:120:LEU:O	2.14	0.47
1:MMM:141:HIS:HE1	7:MMM:637:HOH:O	1.97	0.47
1:AAA:26:ARG:HD3	1:AAA:301:PHE:CZ	2.50	0.46
1:CCC:146:GLU:O	1:CCC:150:ARG:HG3	2.16	0.46
1:DDD:18:LEU:HD12	1:DDD:23:ARG:HB2	1.97	0.46
1:DDD:24:HIS:O	1:DDD:28:GLU:HG3	2.13	0.46
1:OOO:276:PRO:HG2	1:OOO:279:THR:HG21	1.97	0.46
1:JJJ:24:HIS:HB2	1:JJJ:25:PRO:HD3	1.96	0.46
1:JJJ:263:LEU:HD11	1:JJJ:284:ALA:HB1	1.98	0.46
1:PPP:22:ARG:HD2	1:PPP:22:ARG:HA	1.67	0.46
1:OOO:78:VAL:CG1	1:OOO:80:MET:HG3	2.45	0.46
1:OOO:215:ARG:HG3	1:PPP:117:HIS:CG	2.50	0.46
1:NNN:156:GLU:HG3	7:NNN:503:HOH:O	2.16	0.46
1:HHH:45:LEU:HG	1:HHH:49:ASP:HB2	1.97	0.46
1:FFF:14:ILE:HD12	1:FFF:299:GLY:C	2.41	0.45
1:HHH:95:VAL:HA	1:HHH:120:LEU:O	2.16	0.45
1:III:95:VAL:HA	1:III:120:LEU:O	2.16	0.45
1:BBB:49:ASP:OD1	1:BBB:109:ARG:NH1	2.43	0.45
1:LLL:88:THR:HG21	1:LLL:198:ASN:OD1	2.16	0.45
1:GGG:24:HIS:HB2	1:GGG:25:PRO:CD	2.46	0.45
1:HHH:102:VAL:HG21	1:HHH:135:GLU:HG2	1.99	0.45
1:OOO:24:HIS:N	1:OOO:25:PRO:HD2	2.32	0.45
1:FFF:285:VAL:HG12	1:FFF:291:VAL:HG22	1.98	0.45
1:GGG:127:GLU:HG3	1:GGG:131:GLN:NE2	2.30	0.45
1:III:58:LEU:HA	1:III:61:ILE:HD12	1.98	0.45
1:CCC:95:VAL:HA	1:CCC:120:LEU:O	2.17	0.44
1:DDD:115:THR:HB	1:DDD:116:PRO:HD2	1.99	0.44
1:HHH:21:GLU:CD	1:HHH:21:GLU:H	2.25	0.44
1:MMM:88:THR:HG22	7:MMM:642:HOH:O	2.16	0.44
1:PPP:193:VAL:HB	1:PPP:199:LEU:HD23	1.99	0.44
1:CCC:81:GLU:HB3	1:CCC:96:SER:HA	1.99	0.44
1:EEE:48:LEU:HD21	1:EEE:112:MET:HE1	1.98	0.44
1:HHH:81:GLU:HB3	1:HHH:96:SER:HA	1.99	0.44

Continued on next page...

Continued from previous page...

Atom-1	Atom-2	Interatomic distance (Å)	Clash overlap (Å)
1:KKK:24:HIS:HB2	1:KKK:25:PRO:CD	2.47	0.44
1:KKK:68:LYS:NZ	7:KKK:507:HOH:O	2.50	0.44
1:LLL:81:GLU:HB3	1:LLL:96:SER:HA	1.99	0.44
1:MMM:156:GLU:HG3	7:MMM:540:HOH:O	2.18	0.44
1:MMM:24:HIS:HB2	1:MMM:25:PRO:HD3	2.00	0.44
1:KKK:81:GLU:HB3	1:KKK:96:SER:HA	1.99	0.44
1:LLL:263:LEU:HD11	1:LLL:284:ALA:HB1	2.00	0.44
1:DDD:7:LEU:C	1:DDD:7:LEU:HD12	2.43	0.44
1:LLL:95:VAL:HA	1:LLL:120:LEU:O	2.17	0.44
1:NNN:24:HIS:HB2	1:NNN:25:PRO:CD	2.48	0.44
1:AAA:282:LEU:C	1:AAA:282:LEU:HD12	2.42	0.44
1:BBB:282:LEU:HD12	1:BBB:282:LEU:C	2.43	0.44
1:FFF:135:GLU:HG3	7:FFF:597:HOH:O	2.18	0.44
1:MMM:40:ALA:HB1	1:MMM:45:LEU:HD12	1.98	0.44
1:FFF:152:LYS:HD2	7:FFF:643:HOH:O	2.16	0.43
1:MMM:193:VAL:HB	1:MMM:199:LEU:HD23	1.99	0.43
1:PPP:127:GLU:HG2	7:PPP:655:HOH:O	2.17	0.43
1:EEE:149:GLU:OE2	1:EEE:153:GLN:NE2	2.51	0.43
1:III:233:ALA:O	1:III:284:ALA:HA	2.18	0.43
1:JJJ:81:GLU:HB3	1:JJJ:96:SER:HA	2.00	0.43
1:CCC:213[A]:VAL:HG11	7:DDD:651:HOH:O	2.18	0.43
1:JJJ:24:HIS:CB	1:JJJ:25:PRO:CD	2.96	0.43
1:AAA:193:VAL:HB	1:AAA:199:LEU:HD23	2.00	0.43
1:BBB:7:LEU:C	1:BBB:7:LEU:HD12	2.44	0.43
1:DDD:203:THR:HG22	1:DDD:219:THR:HG23	1.99	0.43
1:DDD:81:GLU:HB3	1:DDD:96:SER:HA	2.00	0.43
1:JJJ:285:VAL:HA	1:JJJ:290:GLU:O	2.19	0.43
1:LLL:193:VAL:HA	1:LLL:198:ASN:O	2.18	0.43
1:MMM:193:VAL:HA	1:MMM:198:ASN:O	2.18	0.43
1:MMM:282:LEU:C	1:MMM:282:LEU:HD12	2.44	0.43
1:FFF:18:LEU:HD23	1:FFF:23:ARG:HB2	2.00	0.43
1:LLL:122:PHE:CZ	1:LLL:214:GLY:HA2	2.53	0.43
1:PPP:49:ASP:OD1	1:PPP:109:ARG:NH1	2.44	0.43
1:DDD:78:VAL:HG12	1:DDD:80:MET:HG3	2.00	0.43
1:KKK:21:GLU:CD	1:KKK:21:GLU:H	2.27	0.43
1:MMM:46:PRO:HD2	1:MMM:49:ASP:OD2	2.18	0.43
1:MMM:49:ASP:OD1	1:MMM:109:ARG:NH1	2.42	0.43
1:OOO:78:VAL:HG12	1:OOO:80:MET:HG3	2.01	0.43
1:PPP:115:THR:HB	1:PPP:116:PRO:HD2	2.01	0.43
1:EEE:26:ARG:HD3	1:EEE:301:PHE:CZ	2.53	0.43
1:LLL:293:MET:N	1:LLL:294:PRO:CD	2.81	0.43

Continued on next page...

Continued from previous page...

Atom-1	Atom-2	Interatomic distance (Å)	Clash overlap (Å)
1:MMM:75:ASN:CB	7:MMM:619:HOH:O	2.67	0.43
1:MMM:285:VAL:HA	1:MMM:290:GLU:O	2.19	0.43
1:NNN:81:GLU:HB3	1:NNN:96:SER:HA	2.01	0.43
1:GGG:317:PRO:O	1:GGG:318:SER:HB2	2.19	0.43
1:III:29:ALA:HB1	1:III:61:ILE:HD13	2.00	0.43
1:CCC:282:LEU:C	1:CCC:282:LEU:HD12	2.44	0.42
1:FFF:75:ASN:CB	7:FFF:589:HOH:O	2.66	0.42
1:LLL:7:LEU:HD12	1:LLL:7:LEU:C	2.44	0.42
1:MMM:24:HIS:HB2	1:MMM:25:PRO:CD	2.49	0.42
1:GGG:22:ARG:NH1	4:GGG:405:CL:CL	2.89	0.42
1:HHH:24:HIS:CE1	1:HHH:28:GLU:OE2	2.72	0.42
1:AAA:246:GLY:O	1:AAA:247:THR:C	2.61	0.42
1:DDD:233:ALA:O	1:DDD:284:ALA:HA	2.19	0.42
1:III:281:GLY:HA2	1:III:295:TYR:HA	2.01	0.42
7:MMM:650:HOH:O	1:NNN:213:VAL:CG1	2.65	0.42
1:CCC:163:ASP:OD1	1:CCC:165:THR:HG23	2.19	0.42
1:III:156:GLU:HG3	7:III:514:HOH:O	2.19	0.42
1:JJJ:95:VAL:HA	1:JJJ:120:LEU:O	2.19	0.42
1:BBB:24:HIS:CB	1:BBB:25:PRO:CD	2.97	0.42
1:KKK:120:LEU:HD23	1:LLL:215:ARG:HA	2.01	0.42
1:NNN:100:THR:O	1:NNN:136:THR:HA	2.19	0.42
1:AAA:31:ARG:O	1:AAA:35:GLN:HG3	2.18	0.42
1:CCC:45:LEU:HD23	1:CCC:45:LEU:HA	1.92	0.42
1:CCC:281:GLY:HA2	1:CCC:295:TYR:HA	2.01	0.42
1:HHH:127:GLU:HG2	7:HHH:645:HOH:O	2.19	0.42
1:HHH:272:HIS:HE1	7:HHH:586:HOH:O	2.02	0.42
1:NNN:95:VAL:HA	1:NNN:120:LEU:O	2.20	0.42
1:PPP:38:VAL:O	1:PPP:42:LYS:HG3	2.20	0.42
1:EEE:95:VAL:HA	1:EEE:120:LEU:O	2.20	0.42
1:JJJ:8:HIS:CE1	1:JJJ:237:THR:HB	2.55	0.42
1:PPP:233:ALA:O	1:PPP:284:ALA:HA	2.20	0.42
1:EEE:213:VAL:HG11	7:FFF:656:HOH:O	2.20	0.42
1:EEE:233:ALA:O	1:EEE:284:ALA:HA	2.19	0.42
1:FFF:303:ALA:HA	1:FFF:312:GLU:O	2.20	0.42
1:HHH:233:ALA:O	1:HHH:284:ALA:HA	2.20	0.42
1:PPP:81:GLU:HB3	1:PPP:96:SER:HA	2.01	0.42
1:NNN:18:LEU:HD12	1:NNN:23:ARG:HB2	2.02	0.41
1:PPP:95:VAL:HA	1:PPP:120:LEU:O	2.20	0.41
1:OOO:130[A]:ARG:NE	7:OOO:513:HOH:O	2.54	0.41
1:PPP:45:LEU:HG	1:PPP:49:ASP:HB2	2.01	0.41
1:AAA:97:GLY:HA3	1:AAA:122:PHE:CD1	2.55	0.41

Continued on next page...

Continued from previous page...

Atom-1	Atom-2	Interatomic distance (Å)	Clash overlap (Å)
1:LLL:24:HIS:HB2	1:LLL:25:PRO:CD	2.50	0.41
1:NNN:233:ALA:O	1:NNN:284:ALA:HA	2.20	0.41
1:PPP:282:LEU:C	1:PPP:282:LEU:HD12	2.45	0.41
1:AAA:258:PHE:HB3	1:BBB:259:LYS:HG3	2.03	0.41
1:MMM:95:VAL:HA	1:MMM:120:LEU:O	2.20	0.41
1:NNN:203:THR:HG22	1:NNN:219:THR:HG23	2.01	0.41
1:BBB:10:GLY:HA2	1:BBB:237:THR:OG1	2.21	0.41
1:FFF:293:MET:N	1:FFF:294:PRO:CD	2.84	0.41
1:NNN:18:LEU:HD22	1:NNN:19:PRO:HD2	2.03	0.41
1:III:150:ARG:HA	1:III:153:GLN:HE21	1.86	0.41
7:KKK:626:HOH:O	1:LLL:213:VAL:HG11	2.21	0.41
1:NNN:218:ASP:OD1	1:NNN:240:GLY:HA2	2.20	0.41
1:AAA:81:GLU:HB3	1:AAA:96:SER:HA	2.03	0.41
1:BBB:24:HIS:HB2	1:BBB:25:PRO:CD	2.50	0.41
1:CCC:219:THR:N	1:CCC:220:PRO:HD2	2.35	0.41
1:DDD:156:GLU:C	1:DDD:158:ASN:H	2.28	0.41
1:III:81:GLU:HB3	1:III:96:SER:HA	2.01	0.41
1:BBB:81:GLU:HB3	1:BBB:96:SER:HA	2.01	0.41
1:JJJ:152:LYS:HE2	7:JJJ:607:HOH:O	2.20	0.41
1:NNN:75:ASN:HB2	7:NNN:641:HOH:O	2.20	0.41
1:OOO:95:VAL:HA	1:OOO:120:LEU:O	2.20	0.41
1:BBB:218:ASP:OD1	1:BBB:240:GLY:HA2	2.21	0.41
1:DDD:272:HIS:HD2	7:DDD:646:HOH:O	2.04	0.41
1:JJJ:68:LYS:HE2	1:JJJ:141:HIS:O	2.21	0.41
1:KKK:193:VAL:HB	1:KKK:199:LEU:HD23	2.03	0.41
1:LLL:32:HIS:CE1	1:LLL:57:GLU:OE2	2.69	0.41
1:OOO:2:GLY:CA	1:OOO:307:GLU:OE1	2.69	0.41
1:OOO:81:GLU:HB3	1:OOO:96:SER:HA	2.03	0.41
1:OOO:258:PHE:HB3	1:PPP:259:LYS:HG3	2.03	0.41
1:JJJ:141:HIS:HE1	7:JJJ:628:HOH:O	2.04	0.41
1:KKK:303:ALA:HA	1:KKK:312:GLU:O	2.21	0.41
1:BBB:233:ALA:O	1:BBB:284:ALA:HA	2.21	0.40
1:FFF:114:LYS:HE3	7:FFF:655:HOH:O	2.21	0.40
1:HHH:158:ASN:N	1:HHH:158:ASN:HD22	2.18	0.40
1:KKK:215:ARG:HG3	1:LLL:117:HIS:CG	2.56	0.40
1:OOO:281:GLY:HA2	1:OOO:295:TYR:HA	2.03	0.40
1:BBB:75:ASN:HB2	7:BBB:591:HOH:O	2.20	0.40
1:NNN:7:LEU:C	1:NNN:7:LEU:HD12	2.47	0.40
1:NNN:45:LEU:HG	1:NNN:49:ASP:HB2	2.03	0.40
1:OOO:282:LEU:C	1:OOO:282:LEU:HD12	2.46	0.40
1:DDD:303:ALA:HA	1:DDD:312:GLU:O	2.21	0.40

Continued on next page...

Continued from previous page...

Atom-1	Atom-2	Interatomic distance (Å)	Clash overlap (Å)
1:GGG:233:ALA:O	1:GGG:284:ALA:HA	2.22	0.40
1:GGG:239:LYS:HG3	1:GGG:279:THR:HA	2.03	0.40
1:HHH:18:LEU:HA	1:HHH:19:PRO:HD3	1.92	0.40
1:KKK:152:LYS:O	1:KKK:156:GLU:HG3	2.22	0.40
1:NNN:193:VAL:HA	1:NNN:198:ASN:O	2.22	0.40
1:OOO:193:VAL:HA	1:OOO:198:ASN:O	2.22	0.40
1:PPP:46:PRO:HA	1:PPP:47:PRO:HD3	1.90	0.40
1:AAA:24:HIS:HB2	1:AAA:25:PRO:CD	2.52	0.40
1:III:49:ASP:OD1	1:III:109:ARG:NH1	2.45	0.40
1:JJJ:10:GLY:HA2	1:JJJ:237:THR:OG1	2.21	0.40
1:KKK:95:VAL:HA	1:KKK:120:LEU:O	2.22	0.40
1:LLL:38:VAL:O	1:LLL:42:LYS:HG3	2.22	0.40

There are no symmetry-related clashes.

5.3 Torsion angles ⓘ

5.3.1 Protein backbone ⓘ

In the following table, the Percentiles column shows the percent Ramachandran outliers of the chain as a percentile score with respect to all X-ray entries followed by that with respect to entries of similar resolution.

The Analysed column shows the number of residues for which the backbone conformation was analysed, and the total number of residues.

Mol	Chain	Analysed	Favoured	Allowed	Outliers	Percentiles	
1	AAA	285/322 (88%)	277 (97%)	8 (3%)	0	100	100
1	BBB	286/322 (89%)	274 (96%)	11 (4%)	1 (0%)	37	26
1	CCC	298/322 (92%)	292 (98%)	6 (2%)	0	100	100
1	DDD	286/322 (89%)	274 (96%)	12 (4%)	0	100	100
1	EEE	286/322 (89%)	279 (98%)	7 (2%)	0	100	100
1	FFF	286/322 (89%)	278 (97%)	8 (3%)	0	100	100
1	GGG	288/322 (89%)	277 (96%)	11 (4%)	0	100	100
1	HHH	285/322 (88%)	277 (97%)	8 (3%)	0	100	100
1	III	285/322 (88%)	279 (98%)	6 (2%)	0	100	100
1	JJJ	284/322 (88%)	272 (96%)	12 (4%)	0	100	100

Continued on next page...

Continued from previous page...

Mol	Chain	Analysed	Favoured	Allowed	Outliers	Percentiles	
1	KKK	284/322 (88%)	275 (97%)	9 (3%)	0	100	100
1	LLL	288/322 (89%)	280 (97%)	8 (3%)	0	100	100
1	MMM	285/322 (88%)	276 (97%)	9 (3%)	0	100	100
1	NNN	287/322 (89%)	274 (96%)	13 (4%)	0	100	100
1	OOO	287/322 (89%)	278 (97%)	9 (3%)	0	100	100
1	PPP	284/322 (88%)	277 (98%)	7 (2%)	0	100	100
All	All	4584/5152 (89%)	4439 (97%)	144 (3%)	1 (0%)	100	100

All (1) Ramachandran outliers are listed below:

Mol	Chain	Res	Type
1	BBB	24	HIS

5.3.2 Protein sidechains ⓘ

In the following table, the Percentiles column shows the percent sidechain outliers of the chain as a percentile score with respect to all X-ray entries followed by that with respect to entries of similar resolution.

The Analysed column shows the number of residues for which the sidechain conformation was analysed, and the total number of residues.

Mol	Chain	Analysed	Rotameric	Outliers	Percentiles	
1	AAA	221/249 (89%)	218 (99%)	3 (1%)	62	52
1	BBB	222/249 (89%)	218 (98%)	4 (2%)	54	40
1	CCC	233/249 (94%)	232 (100%)	1 (0%)	89	86
1	DDD	222/249 (89%)	220 (99%)	2 (1%)	75	69
1	EEE	222/249 (89%)	217 (98%)	5 (2%)	45	30
1	FFF	222/249 (89%)	221 (100%)	1 (0%)	86	84
1	GGG	224/249 (90%)	222 (99%)	2 (1%)	75	69
1	HHH	221/249 (89%)	217 (98%)	4 (2%)	54	40
1	III	221/249 (89%)	218 (99%)	3 (1%)	62	52
1	JJJ	220/249 (88%)	216 (98%)	4 (2%)	54	40
1	KKK	220/249 (88%)	217 (99%)	3 (1%)	62	52
1	LLL	224/249 (90%)	222 (99%)	2 (1%)	75	69

Continued on next page...

Continued from previous page...

Mol	Chain	Analysed	Rotameric	Outliers	Percentiles	
1	MMM	221/249 (89%)	218 (99%)	3 (1%)	62	52
1	NNN	223/249 (90%)	221 (99%)	2 (1%)	75	69
1	OOO	223/249 (90%)	218 (98%)	5 (2%)	47	32
1	PPP	220/249 (88%)	218 (99%)	2 (1%)	75	69
All	All	3559/3984 (89%)	3513 (99%)	46 (1%)	65	55

All (46) residues with a non-rotameric sidechain are listed below:

Mol	Chain	Res	Type
1	AAA	237	THR
1	AAA	245	ARG
1	AAA	277	LYS
1	BBB	31	ARG
1	BBB	215	ARG
1	BBB	245	ARG
1	BBB	308	ASP
1	CCC	16	LEU
1	DDD	158	ASN
1	DDD	291	VAL
1	EEE	92	CYS
1	EEE	146	GLU
1	EEE	237	THR
1	EEE	277	LYS
1	EEE	318	SER
1	FFF	277	LYS
1	GGG	161	GLN
1	GGG	213	VAL
1	HHH	24	HIS
1	HHH	35	GLN
1	HHH	130	ARG
1	HHH	139	SER
1	III	135	GLU
1	III	221	LEU
1	III	237	THR
1	JJJ	45	LEU
1	JJJ	130	ARG
1	JJJ	156	GLU
1	JJJ	251	ASP
1	KKK	92	CYS
1	KKK	221	LEU
1	KKK	245	ARG

Continued on next page...

Continued from previous page...

Mol	Chain	Res	Type
1	LLL	22	ARG
1	LLL	130	ARG
1	MMM	158	ASN
1	MMM	221	LEU
1	MMM	237	THR
1	NNN	31	ARG
1	NNN	139	SER
1	OOO	109	ARG
1	OOO	119	TYR
1	OOO	130[A]	ARG
1	OOO	130[B]	ARG
1	OOO	150	ARG
1	PPP	22	ARG
1	PPP	130	ARG

Sometimes sidechains can be flipped to improve hydrogen bonding and reduce clashes. There are no such sidechains identified.

5.3.3 RNA [i](#)

There are no RNA molecules in this entry.

5.4 Non-standard residues in protein, DNA, RNA chains [i](#)

There are no non-standard protein/DNA/RNA residues in this entry.

5.5 Carbohydrates [i](#)

There are no oligosaccharides in this entry.

5.6 Ligand geometry [i](#)

Of 97 ligands modelled in this entry, 62 are monoatomic - leaving 35 for Mogul analysis.

In the following table, the Counts columns list the number of bonds (or angles) for which Mogul statistics could be retrieved, the number of bonds (or angles) that are observed in the model and the number of bonds (or angles) that are defined in the Chemical Component Dictionary. The Link column lists molecule types, if any, to which the group is linked. The Z score for a bond length (or angle) is the number of standard deviations the observed value is removed from the expected value. A bond length (or angle) with $|Z| > 2$ is considered an outlier worth inspection. RMSZ is the root-mean-square of all Z scores of the bond lengths (or angles).

Mol	Type	Chain	Res	Link	Bond lengths			Bond angles		
					Counts	RMSZ	# Z > 2	Counts	RMSZ	# Z > 2
3	SO4	FFF	402	-	4,4,4	0.37	0	6,6,6	0.09	0
3	SO4	PPP	403	-	4,4,4	0.36	0	6,6,6	0.11	0
3	SO4	JJJ	403	-	4,4,4	0.33	0	6,6,6	0.11	0
3	SO4	CCC	403	-	4,4,4	0.46	0	6,6,6	0.10	0
3	SO4	LLL	402	-	4,4,4	0.45	0	6,6,6	0.09	0
3	SO4	PPP	402	-	4,4,4	0.39	0	6,6,6	0.08	0
3	SO4	CCC	406	-	4,4,4	0.47	0	6,6,6	0.12	0
3	SO4	JJJ	402	-	4,4,4	0.46	0	6,6,6	0.13	0
3	SO4	NNN	402	-	4,4,4	0.43	0	6,6,6	0.19	0
3	SO4	EEE	403	-	4,4,4	0.40	0	6,6,6	0.10	0
3	SO4	III	404	-	4,4,4	0.47	0	6,6,6	0.15	0
3	SO4	OOO	403	-	4,4,4	0.40	0	6,6,6	0.12	0
3	SO4	AAA	404	-	4,4,4	0.34	0	6,6,6	0.10	0
3	SO4	MMM	404	-	4,4,4	0.45	0	6,6,6	0.09	0
6	GOL	DDD	404	-	5,5,5	0.11	0	5,5,5	0.38	0
3	SO4	OOO	406	-	4,4,4	0.36	0	6,6,6	0.04	0
3	SO4	HHH	402	-	4,4,4	0.36	0	6,6,6	0.09	0
5	EDO	CCC	402	-	3,3,3	0.38	0	2,2,2	0.42	0
5	EDO	III	402	-	3,3,3	0.07	0	2,2,2	0.21	0
3	SO4	BBB	403	-	4,4,4	0.33	0	6,6,6	0.12	0
3	SO4	EEE	404	-	4,4,4	0.40	0	6,6,6	0.11	0
5	EDO	HHH	403	-	3,3,3	0.12	0	2,2,2	0.41	0
5	EDO	MMM	402	-	3,3,3	0.32	0	2,2,2	0.34	0
5	EDO	EEE	402	-	3,3,3	0.22	0	2,2,2	0.06	0
3	SO4	AAA	403	-	4,4,4	0.38	0	6,6,6	0.08	0
3	SO4	CCC	404	-	4,4,4	0.34	0	6,6,6	0.17	0
3	SO4	MMM	403	-	4,4,4	0.41	0	6,6,6	0.09	0
3	SO4	GGG	403	-	4,4,4	0.43	0	6,6,6	0.09	0
5	EDO	AAA	406	-	3,3,3	0.16	0	2,2,2	0.33	0
3	SO4	AAA	402	-	4,4,4	0.42	0	6,6,6	0.17	0
5	EDO	OOO	402	-	3,3,3	0.15	0	2,2,2	0.07	0
5	EDO	GGG	401	-	3,3,3	0.20	0	2,2,2	0.14	0
3	SO4	JJJ	405	-	4,4,4	0.37	0	6,6,6	0.08	0
3	SO4	DDD	402	-	4,4,4	0.28	0	6,6,6	0.06	0
5	EDO	BBB	402	-	3,3,3	0.21	0	2,2,2	0.23	0

In the following table, the Chirals column lists the number of chiral outliers, the number of chiral centers analysed, the number of these observed in the model and the number defined in the Chemical Component Dictionary. Similar counts are reported in the Torsion and Rings columns. '-' means no outliers of that kind were identified.

Mol	Type	Chain	Res	Link	Chirals	Torsions	Rings
5	EDO	III	402	-	-	1/1/1/1	-

Continued on next page...

Continued from previous page...

Mol	Type	Chain	Res	Link	Chirals	Torsions	Rings
5	EDO	AAA	406	-	-	1/1/1/1	-
5	EDO	HHH	403	-	-	1/1/1/1	-
5	EDO	MMM	402	-	-	1/1/1/1	-
5	EDO	OOO	402	-	-	1/1/1/1	-
5	EDO	EEE	402	-	-	0/1/1/1	-
6	GOL	DDD	404	-	-	0/4/4/4	-
5	EDO	GGG	401	-	-	1/1/1/1	-
5	EDO	CCC	402	-	-	1/1/1/1	-
5	EDO	BBB	402	-	-	0/1/1/1	-

There are no bond length outliers.

There are no bond angle outliers.

There are no chirality outliers.

All (7) torsion outliers are listed below:

Mol	Chain	Res	Type	Atoms
5	AAA	406	EDO	O1-C1-C2-O2
5	GGG	401	EDO	O1-C1-C2-O2
5	MMM	402	EDO	O1-C1-C2-O2
5	III	402	EDO	O1-C1-C2-O2
5	HHH	403	EDO	O1-C1-C2-O2
5	CCC	402	EDO	O1-C1-C2-O2
5	OOO	402	EDO	O1-C1-C2-O2

There are no ring outliers.

5 monomers are involved in 6 short contacts:

Mol	Chain	Res	Type	Clashes	Symm-Clashes
3	LLL	402	SO4	1	0
6	DDD	404	GOL	1	0
5	III	402	EDO	1	0
5	EEE	402	EDO	1	0
5	OOO	402	EDO	2	0

5.7 Other polymers [i](#)

There are no such residues in this entry.

5.8 Polymer linkage issues ⓘ

There are no chain breaks in this entry.

6 Fit of model and data ⓘ

6.1 Protein, DNA and RNA chains ⓘ

In the following table, the column labelled ‘#RSRZ > 2’ contains the number (and percentage) of RSRZ outliers, followed by percent RSRZ outliers for the chain as percentile scores relative to all X-ray entries and entries of similar resolution. The OWAB column contains the minimum, median, 95th percentile and maximum values of the occupancy-weighted average B-factor per residue. The column labelled ‘Q < 0.9’ lists the number of (and percentage) of residues with an average occupancy less than 0.9.

Mol	Chain	Analysed	<RSRZ>	#RSRZ>2	OWAB(Å ²)	Q<0.9
1	AAA	288/322 (89%)	0.36	8 (2%) 55 59	21, 31, 49, 66	1 (0%)
1	BBB	290/322 (90%)	0.39	14 (4%) 36 37	22, 31, 48, 65	0
1	CCC	298/322 (92%)	0.42	23 (7%) 21 23	15, 29, 53, 73	4 (1%)
1	DDD	289/322 (89%)	0.40	17 (5%) 29 30	21, 30, 48, 67	1 (0%)
1	EEE	289/322 (89%)	0.32	9 (3%) 51 55	20, 29, 48, 67	1 (0%)
1	FFF	290/322 (90%)	0.37	11 (3%) 44 47	20, 30, 47, 64	0
1	GGG	292/322 (90%)	0.44	10 (3%) 48 51	22, 31, 50, 71	0
1	HHH	289/322 (89%)	0.53	18 (6%) 28 29	23, 31, 50, 74	0
1	III	289/322 (89%)	0.42	9 (3%) 51 55	20, 30, 49, 66	0
1	JJJ	288/322 (89%)	0.48	16 (5%) 31 32	22, 32, 49, 67	0
1	KKK	288/322 (89%)	0.46	11 (3%) 44 47	21, 31, 50, 68	0
1	LLL	291/322 (90%)	0.44	13 (4%) 39 40	20, 31, 47, 59	1 (0%)
1	MMM	289/322 (89%)	0.42	13 (4%) 39 40	21, 31, 50, 64	0
1	NNN	288/322 (89%)	0.42	14 (4%) 36 37	21, 31, 49, 65	3 (1%)
1	OOO	289/322 (89%)	0.29	11 (3%) 44 47	19, 29, 49, 67	2 (0%)
1	PPP	288/322 (89%)	0.38	14 (4%) 36 37	20, 31, 47, 69	0
All	All	4635/5152 (89%)	0.41	211 (4%) 38 39	15, 31, 50, 74	13 (0%)

All (211) RSRZ outliers are listed below:

Mol	Chain	Res	Type	RSRZ
1	CCC	16	LEU	5.5
1	KKK	24	HIS	5.3
1	CCC	18	LEU	5.2
1	DDD	18	LEU	5.0
1	MMM	318	SER	4.4

Continued on next page...

Continued from previous page...

Mol	Chain	Res	Type	RSRZ
1	GGG	160	VAL	4.3
1	CCC	14	ILE	4.3
1	CCC	15	PRO	4.2
1	EEE	24	HIS	4.1
1	CCC	20	PRO	4.1
1	MMM	24	HIS	3.9
1	BBB	1	MET	3.9
1	BBB	24	HIS	3.8
1	CCC	19	PRO	3.8
1	DDD	14	ILE	3.7
1	III	16	LEU	3.6
1	MMM	157	ALA	3.6
1	JJJ	157	ALA	3.6
1	GGG	24	HIS	3.5
1	MMM	16	LEU	3.5
1	CCC	167	PRO	3.5
1	III	24	HIS	3.5
1	AAA	16	LEU	3.5
1	JJJ	18	LEU	3.5
1	LLL	24	HIS	3.4
1	LLL	160	VAL	3.4
1	DDD	16	LEU	3.4
1	NNN	11	ALA	3.4
1	MMM	21	GLU	3.4
1	FFF	24	HIS	3.4
1	NNN	24	HIS	3.4
1	PPP	11	ALA	3.3
1	GGG	276	PRO	3.3
1	NNN	18	LEU	3.3
1	GGG	318	SER	3.3
1	BBB	157	ALA	3.3
1	KKK	277	LYS	3.3
1	DDD	19	PRO	3.2
1	NNN	16	LEU	3.2
1	AAA	24	HIS	3.2
1	OOO	24	HIS	3.2
1	EEE	16	LEU	3.1
1	HHH	14	ILE	3.1
1	HHH	18	LEU	3.1
1	KKK	16	LEU	3.1
1	PPP	18	LEU	3.1
1	JJJ	14	ILE	3.1

Continued on next page...

Continued from previous page...

Mol	Chain	Res	Type	RSRZ
1	NNN	130	ARG	3.1
1	JJJ	24	HIS	3.1
1	CCC	12	GLY	3.1
1	DDD	318	SER	3.1
1	DDD	24	HIS	3.1
1	EEE	156	GLU	3.0
1	PPP	14	ILE	3.0
1	CCC	24	HIS	3.0
1	DDD	273	GLU	3.0
1	NNN	15	PRO	3.0
1	AAA	157	ALA	3.0
1	LLL	11	ALA	3.0
1	PPP	157	ALA	3.0
1	JJJ	16	LEU	3.0
1	CCC	276	PRO	2.9
1	PPP	15	PRO	2.9
1	HHH	24	HIS	2.9
1	FFF	1	MET	2.9
1	LLL	35	GLN	2.9
1	AAA	276	PRO	2.9
1	NNN	157	ALA	2.9
1	BBB	14	ILE	2.9
1	CCC	160	VAL	2.9
1	JJJ	317	PRO	2.9
1	GGG	157	ALA	2.8
1	PPP	308	ASP	2.8
1	BBB	19	PRO	2.8
1	EEE	157	ALA	2.8
1	CCC	23	ARG	2.8
1	LLL	13	ASP	2.8
1	PPP	24	HIS	2.8
1	AAA	197	GLY	2.8
1	FFF	19	PRO	2.7
1	DDD	157	ALA	2.7
1	HHH	19	PRO	2.7
1	AAA	308	ASP	2.7
1	KKK	146	GLU	2.7
1	FFF	17	SER	2.7
1	DDD	22	ARG	2.7
1	JJJ	22	ARG	2.7
1	FFF	16	LEU	2.7
1	JJJ	15	PRO	2.7

Continued on next page...

Continued from previous page...

Mol	Chain	Res	Type	RSRZ
1	JJJ	308	ASP	2.7
1	MMM	20	PRO	2.7
1	NNN	17	SER	2.7
1	LLL	22	ARG	2.7
1	KKK	157	ALA	2.6
1	JJJ	158	ASN	2.6
1	AAA	28	GLU	2.6
1	MMM	18	LEU	2.6
1	HHH	158	ASN	2.6
1	KKK	275	THR	2.6
1	OOO	153	GLN	2.6
1	GGG	28	GLU	2.6
1	KKK	276	PRO	2.6
1	BBB	17	SER	2.6
1	JJJ	20	PRO	2.5
1	OOO	16	LEU	2.5
1	EEE	21	GLU	2.5
1	CCC	161	GLN	2.5
1	EEE	158	ASN	2.5
1	HHH	20	PRO	2.5
1	MMM	276	PRO	2.5
1	EEE	318	SER	2.5
1	OOO	28	GLU	2.5
1	LLL	12	GLY	2.5
1	HHH	318	SER	2.5
1	LLL	318	SER	2.5
1	HHH	16	LEU	2.5
1	NNN	14	ILE	2.5
1	JJJ	11	ALA	2.5
1	HHH	27	GLU	2.5
1	III	276	PRO	2.4
1	DDD	150	ARG	2.4
1	III	275	THR	2.4
1	LLL	18	LEU	2.4
1	III	157	ALA	2.4
1	FFF	277	LYS	2.4
1	GGG	158	ASN	2.4
1	DDD	20	PRO	2.4
1	DDD	138	ASP	2.4
1	HHH	308	ASP	2.4
1	JJJ	19	PRO	2.4
1	NNN	12	GLY	2.4

Continued on next page...

Continued from previous page...

Mol	Chain	Res	Type	RSRZ
1	III	273	GLU	2.4
1	GGG	150	ARG	2.4
1	HHH	22	ARG	2.4
1	DDD	17	SER	2.4
1	FFF	318	SER	2.4
1	HHH	15	PRO	2.4
1	NNN	156	GLU	2.4
1	DDD	130	ARG	2.3
1	CCC	153	GLN	2.3
1	EEE	276	PRO	2.3
1	PPP	19	PRO	2.3
1	III	146	GLU	2.3
1	HHH	61	ILE	2.3
1	BBB	308	ASP	2.3
1	KKK	139	SER	2.3
1	FFF	18	LEU	2.3
1	BBB	318	SER	2.3
1	CCC	11[A]	ALA	2.3
1	DDD	15	PRO	2.3
1	GGG	291	VAL	2.3
1	CCC	156	GLU	2.3
1	CCC	159	ARG	2.2
1	NNN	22	ARG	2.2
1	BBB	158	ASN	2.2
1	NNN	158	ASN	2.2
1	BBB	16	LEU	2.2
1	OOO	157	ALA	2.2
1	III	42	LYS	2.2
1	CCC	17	SER	2.2
1	PPP	22	ARG	2.2
1	BBB	30	LEU	2.2
1	JJJ	277	LYS	2.2
1	OOO	158	ASN	2.2
1	CCC	21	GLU	2.2
1	HHH	13	ASP	2.2
1	CCC	88	THR	2.2
1	MMM	275	THR	2.2
1	MMM	152	LYS	2.2
1	OOO	20	PRO	2.2
1	LLL	138	ASP	2.1
1	OOO	22	ARG	2.2
1	III	131	GLN	2.1

Continued on next page...

Continued from previous page...

Mol	Chain	Res	Type	RSRZ
1	OOO	260	GLY	2.1
1	MMM	28	GLU	2.1
1	MMM	39	GLU	2.1
1	HHH	137	LEU	2.1
1	JJJ	13	ASP	2.1
1	LLL	14	ILE	2.1
1	LLL	308	ASP	2.1
1	CCC	13	ASP	2.1
1	JJJ	61	ILE	2.1
1	PPP	17	SER	2.1
1	DDD	146	GLU	2.1
1	HHH	150	ARG	2.1
1	OOO	209	VAL	2.1
1	PPP	13	ASP	2.1
1	BBB	20	PRO	2.1
1	EEE	15	PRO	2.1
1	CCC	164	TYR	2.1
1	GGG	21	GLU	2.1
1	DDD	158	ASN	2.1
1	CCC	22	ARG	2.1
1	OOO	130[A]	ARG	2.1
1	MMM	278	GLY	2.1
1	FFF	308	ASP	2.0
1	KKK	313	VAL	2.0
1	BBB	154	ALA	2.0
1	KKK	20	PRO	2.0
1	PPP	317	PRO	2.0
1	KKK	152	LYS	2.0
1	HHH	17	SER	2.0
1	FFF	14	ILE	2.0
1	PPP	158	ASN	2.0
1	BBB	13	ASP	2.0
1	AAA	273	GLU	2.0
1	HHH	127	GLU	2.0
1	NNN	127	GLU	2.0
1	LLL	15	PRO	2.0
1	PPP	280	LEU	2.0
1	FFF	158	ASN	2.0

6.2 Non-standard residues in protein, DNA, RNA chains ⓘ

There are no non-standard protein/DNA/RNA residues in this entry.

6.3 Carbohydrates ⓘ

There are no monosaccharides in this entry.

6.4 Ligands ⓘ

In the following table, the Atoms column lists the number of modelled atoms in the group and the number defined in the chemical component dictionary. The B-factors column lists the minimum, median, 95th percentile and maximum values of B factors of atoms in the group. The column labelled 'Q< 0.9' lists the number of atoms with occupancy less than 0.9.

Mol	Type	Chain	Res	Atoms	RSCC	RSR	B-factors(Å ²)	Q<0.9
5	EDO	CCC	402	4/4	0.70	0.27	55,56,57,58	0
3	SO4	EEE	403	5/5	0.72	0.15	79,82,86,87	0
5	EDO	BBB	402	4/4	0.74	0.20	48,48,49,50	0
5	EDO	GGG	401	4/4	0.75	0.28	49,50,51,53	0
5	EDO	EEE	402	4/4	0.80	0.18	44,44,49,51	0
3	SO4	EEE	404	5/5	0.81	0.15	66,71,72,73	0
3	SO4	III	404	5/5	0.81	0.18	37,41,44,46	5
3	SO4	AAA	404	5/5	0.81	0.14	62,65,68,69	0
5	EDO	III	402	4/4	0.81	0.20	42,42,43,44	0
5	EDO	MMM	402	4/4	0.81	0.20	47,48,49,50	0
3	SO4	AAA	403	5/5	0.82	0.11	79,79,83,83	0
4	CL	GGG	406	1/1	0.82	0.21	87,87,87,87	0
4	CL	KKK	404	1/1	0.82	0.18	58,58,58,58	0
6	GOL	DDD	404	6/6	0.82	0.16	52,55,56,57	0
4	CL	BBB	405	1/1	0.83	0.19	71,71,71,71	0
5	EDO	AAA	406	4/4	0.84	0.21	54,55,57,60	0
3	SO4	JJJ	405	5/5	0.84	0.12	45,47,51,55	5
3	SO4	OOO	403	5/5	0.85	0.15	56,63,68,69	0
2	NA	HHH	405	1/1	0.85	0.29	48,48,48,48	0
5	EDO	OOO	402	4/4	0.86	0.17	43,46,47,49	0
4	CL	CCC	405	1/1	0.86	0.15	64,64,64,64	0
4	CL	NNN	403	1/1	0.87	0.19	74,74,74,74	0
3	SO4	FFF	402	5/5	0.87	0.12	58,58,64,65	0
4	CL	BBB	404	1/1	0.88	0.20	74,74,74,74	0
3	SO4	HHH	402	5/5	0.88	0.12	60,60,62,63	0
3	SO4	CCC	403	5/5	0.88	0.14	68,70,76,78	0
3	SO4	MMM	404	5/5	0.89	0.19	42,45,46,48	5
3	SO4	GGG	403	5/5	0.89	0.13	62,64,69,69	0
4	CL	OOO	405	1/1	0.89	0.21	66,66,66,66	0
3	SO4	DDD	402	5/5	0.89	0.11	53,53,58,59	0
5	EDO	HHH	403	4/4	0.90	0.14	51,57,58,59	0
3	SO4	CCC	406	5/5	0.90	0.11	61,63,65,72	0

Continued on next page...

Continued from previous page...

Mol	Type	Chain	Res	Atoms	RSCC	RSR	B-factors(\AA^2)	Q<0.9
3	SO4	BBB	403	5/5	0.90	0.10	51,54,57,57	0
3	SO4	JJJ	403	5/5	0.90	0.13	57,63,71,72	0
3	SO4	PPP	403	5/5	0.90	0.16	74,76,78,81	0
3	SO4	AAA	402	5/5	0.91	0.11	54,58,62,65	0
4	CL	GGG	405	1/1	0.91	0.15	68,68,68,68	0
3	SO4	LLL	402	5/5	0.91	0.09	60,60,63,63	0
3	SO4	PPP	402	5/5	0.91	0.11	53,54,55,57	0
2	NA	FFF	404	1/1	0.92	0.14	45,45,45,45	0
3	SO4	MMM	403	5/5	0.92	0.10	55,63,65,68	0
3	SO4	CCC	404	5/5	0.92	0.10	47,48,51,56	0
2	NA	AAA	407	1/1	0.92	0.18	44,44,44,44	0
4	CL	NNN	404	1/1	0.92	0.11	45,45,45,45	0
3	SO4	OOO	406	5/5	0.92	0.12	71,73,76,78	0
4	CL	EEE	406	1/1	0.92	0.17	59,59,59,59	0
4	CL	FFF	403	1/1	0.92	0.13	40,40,40,40	0
3	SO4	NNN	402	5/5	0.93	0.09	53,55,57,57	0
4	CL	BBB	407	1/1	0.93	0.28	70,70,70,70	0
3	SO4	JJJ	402	5/5	0.93	0.08	54,55,57,59	0
4	CL	PPP	404	1/1	0.93	0.26	73,73,73,73	0
4	CL	JJJ	404	1/1	0.93	0.10	50,50,50,50	0
2	NA	BBB	408	1/1	0.93	0.17	44,44,44,44	0
4	CL	MMM	405	1/1	0.93	0.10	41,41,41,41	0
4	CL	CCC	408	1/1	0.94	0.09	39,39,39,39	0
4	CL	DDD	405	1/1	0.94	0.24	75,75,75,75	0
2	NA	NNN	405	1/1	0.94	0.15	40,40,40,40	0
2	NA	PPP	406	1/1	0.94	0.20	49,49,49,49	0
4	CL	BBB	406	1/1	0.94	0.11	44,44,44,44	0
2	NA	CCC	409	1/1	0.94	0.10	41,41,41,41	0
4	CL	HHH	404	1/1	0.94	0.08	46,46,46,46	0
4	CL	AAA	405	1/1	0.94	0.11	48,48,48,48	0
2	NA	MMM	406	1/1	0.95	0.15	47,47,47,47	0
4	CL	CCC	407	1/1	0.95	0.10	57,57,57,57	0
4	CL	GGG	404	1/1	0.95	0.08	45,45,45,45	0
2	NA	III	405	1/1	0.95	0.10	39,39,39,39	0
4	CL	DDD	403	1/1	0.95	0.08	45,45,45,45	0
2	NA	JJJ	406	1/1	0.95	0.23	39,39,39,39	0
4	CL	EEE	405	1/1	0.95	0.09	45,45,45,45	0
4	CL	KKK	403	1/1	0.95	0.09	47,47,47,47	0
4	CL	III	403	1/1	0.96	0.12	46,46,46,46	0
2	NA	GGG	407	1/1	0.96	0.13	46,46,46,46	0
4	CL	OOO	404	1/1	0.96	0.08	40,40,40,40	0
2	NA	HHH	401	1/1	0.96	0.09	27,27,27,27	0

Continued on next page...

Continued from previous page...

Mol	Type	Chain	Res	Atoms	RSCC	RSR	B-factors(\AA^2)	Q<0.9
2	NA	LLL	404	1/1	0.96	0.20	38,38,38,38	0
4	CL	PPP	405	1/1	0.96	0.09	45,45,45,45	0
4	CL	LLL	403	1/1	0.96	0.08	42,42,42,42	0
2	NA	DDD	406	1/1	0.96	0.24	39,39,39,39	0
2	NA	EEE	401	1/1	0.97	0.07	27,27,27,27	0
2	NA	FFF	401	1/1	0.97	0.05	29,29,29,29	0
2	NA	NNN	401	1/1	0.97	0.10	28,28,28,28	0
2	NA	III	401	1/1	0.97	0.09	26,26,26,26	0
2	NA	PPP	401	1/1	0.97	0.07	29,29,29,29	0
2	NA	AAA	401	1/1	0.97	0.10	29,29,29,29	0
2	NA	CCC	401	1/1	0.97	0.10	27,27,27,27	0
2	NA	KKK	402	1/1	0.97	0.07	38,38,38,38	0
2	NA	KKK	405	1/1	0.97	0.12	41,41,41,41	0
2	NA	LLL	401	1/1	0.97	0.06	29,29,29,29	0
2	NA	BBB	401	1/1	0.98	0.06	28,28,28,28	0
2	NA	JJJ	401	1/1	0.98	0.05	30,30,30,30	0
2	NA	OOO	401	1/1	0.98	0.08	29,29,29,29	0
2	NA	OOO	407	1/1	0.98	0.07	37,37,37,37	0
2	NA	DDD	401	1/1	0.98	0.04	30,30,30,30	0
2	NA	MMM	401	1/1	0.98	0.06	31,31,31,31	0
2	NA	EEE	407	1/1	0.98	0.07	38,38,38,38	0
2	NA	GGG	402	1/1	0.99	0.07	31,31,31,31	0
2	NA	KKK	401	1/1	0.99	0.07	28,28,28,28	0

6.5 Other polymers [i](#)

There are no such residues in this entry.