



Full wwPDB EM Validation Report ⓘ

Mar 6, 2026 – 02:11 AM UTC

PDB ID : 9GY4 / pdb_00009gy4
EMDB ID : EMD-51681
Title : 60S ribosomal subunit in complex with E3-UFM1 ligase and RQC machinery components NEMF and LTN1 (Composite map)
Authors : Penchev, I.; Gumbin, S.; Becker, T.; Kopito, R.; Beckmann, R.
Deposited on : 2024-10-01
Resolution : 3.00 Å(reported)

This is a Full wwPDB EM Validation Report for a publicly released PDB entry.

We welcome your comments at validation@mail.wwpdb.org

A user guide is available at

<https://www.wwpdb.org/validation/2017/EMValidationReportHelp>

with specific help available everywhere you see the ⓘ symbol.

The types of validation reports are described at

<http://www.wwpdb.org/validation/2017/FAQs#types>.

The following versions of software and data (see [references ⓘ](#)) were used in the production of this report:

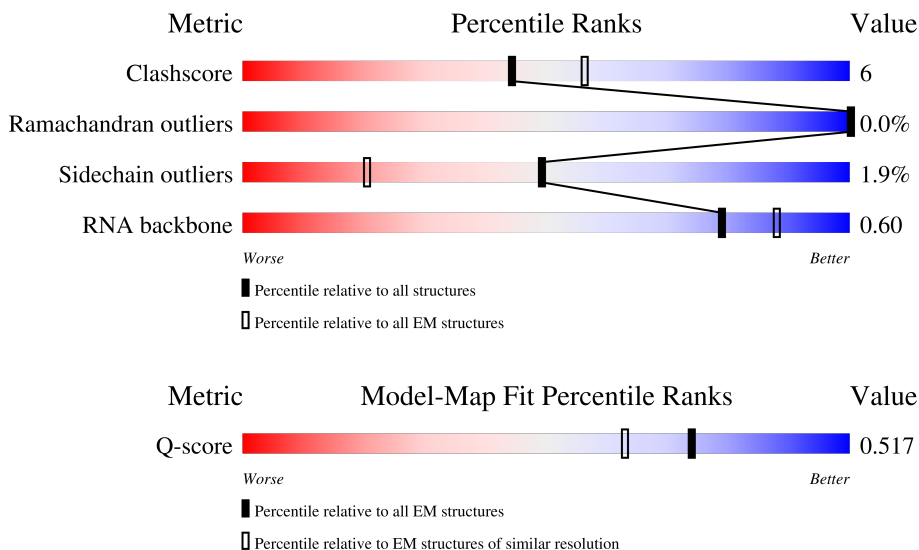
EMDB validation analysis : 0.0.1.dev132
MolProbity : 4-5-2 with Phenix2.0
Percentile statistics : 20250101.v01 (using entries in the PDB archive January 1st 2025)
EM percentile statistics : 202505.v01 (Using data in the EMDB archive up until May 2025)
MapQ : 1.9.13
Ideal geometry (proteins) : Engh & Huber (2001)
Ideal geometry (DNA, RNA) : Parkinson et al. (1996)
Validation Pipeline (wwPDB-VP) : 2.49

1 Overall quality at a glance i

The following experimental techniques were used to determine the structure:
ELECTRON MICROSCOPY

The reported resolution of this entry is 3.00 Å.

Percentile scores (ranging between 0-100) for global validation metrics of the entry are shown in the following graphic. The table shows the number of entries on which the scores are based.



Metric	Whole archive (#Entries)	EM structures (#Entries)	Similar EM resolution (#Entries, resolution range(Å))
Clashscore	229148	23984	-
Ramachandran outliers	224038	23583	-
Sidechain outliers	223484	23102	-
RNA backbone	8273	3508	-
Q-score	-	25397	14081 (2.50 - 3.50)

The table below summarises the geometric issues observed across the polymeric chains and their fit to the map. The red, orange, yellow and green segments of the bar indicate the fraction of residues that contain outliers for ≥ 3 , 2, 1 and 0 types of geometric quality criteria respectively. A grey segment represents the fraction of residues that are not modelled. The numeric value for each fraction is indicated below the corresponding segment, with a dot representing fractions $\leq 5\%$. The upper red bar (where present) indicates the fraction of residues that have poor fit to the EM map (all-atom inclusion $< 40\%$). The numeric value is given above the bar.

Mol	Chain	Length	Quality of chain
1	5	5070	42% 25% 30%
2	7	121	73% 23%
3	8	157	64% 28% 6%

Continued on next page...

Continued from previous page...

Mol	Chain	Length	Quality of chain
4	B	506	6% 63% 15% 20%
5	C	314	25% 54% 5% 40%
6	D	85	79% 91% 8%
7	E	794	69% 14% 17%
8	F	1766	72% 22% 5%
9	G	76	49% 36% 16%
10	LB	403	84% 16%
11	LC	427	78% 8% 14%
12	LD	297	87% 11%
13	LE	288	66% 10% 24%
14	LF	248	81% 9% 9%
15	LG	266	11% 81% 9% 9%
16	LH	192	91% 8%
17	LI	214	84% 16%
18	LJ	178	90% 8%
19	LL	211	81% 10% 8%
20	LM	215	53% 9% 37%
21	LN	204	82% 18%
22	LO	203	90% 9%
23	LP	184	75% 8% 17%
24	LQ	188	86% 13%
25	LR	196	71% 8% 21%
26	LS	176	86% 14%
27	LT	160	81% 19%
28	LU	128	59% 18% 21%

Continued on next page...

Continued from previous page...

Mol	Chain	Length	Quality of chain
29	LV	140	82% 11% 6%
30	LW	157	36% 61%
31	LX	156	64% 12% 24%
32	LY	145	84% 8% 8%
33	LZ	136	77% 21% ..
34	La	148	82% 18% .
35	Lb	159	8% 57% 12% 31%
36	Lc	115	5% 73% 12% 15%
37	Ld	125	74% 10% 14%
38	Le	135	81% 12% 5%
39	Lf	110	85% 14% ..
40	Lg	117	8% 86% 11% .
41	Lh	123	91% 8% .
42	Li	105	86% 10% ..
43	Lj	97	74% 14% 11%
44	Lk	70	10% 93% 6% .
45	Ll	51	82% 16% .
46	Lm	128	31% 9% 59%
47	Lo	106	92% 8% .
48	Lp	92	87% 11% ..
49	Lr	137	81% 10% 9%
50	Lz	217	76% 23% .
51	Z	1076	11% 52% 15% 32%
52	a	257	81% 15% ..
53	s	317	39% 47% 15% 37%

Continued on next page...

Continued from previous page...

Mol	Chain	Length	Quality of chain
54	t	165	14% 70% 16% 13%
55	A	7	14% 100%

2 Entry composition [i](#)

There are 57 unique types of molecules in this entry. The entry contains 169625 atoms, of which 0 are hydrogens and 0 are deuteriums.

In the tables below, the AltConf column contains the number of residues with at least one atom in alternate conformation and the Trace column contains the number of residues modelled with at most 2 atoms.

- Molecule 1 is a RNA chain called 28S rRNA.

Mol	Chain	Residues	Atoms					AltConf	Trace
			Total	C	N	O	P		
1	5	3528	75663	33699	13869	24568	3527	0	0

There are 3 discrepancies between the modelled and reference sequences:

Chain	Residue	Modelled	Actual	Comment	Reference
5	2113	C	G	conflict	GB 86475748
5	4906	U	C	conflict	GB 86475748
5	4910	A	G	conflict	GB 86475748

- Molecule 2 is a RNA chain called 5S rRNA.

Mol	Chain	Residues	Atoms					AltConf	Trace
			Total	C	N	O	P		
2	7	120	2561	1141	456	844	120	0	0

- Molecule 3 is a RNA chain called 5.8S rRNA.

Mol	Chain	Residues	Atoms					AltConf	Trace
			Total	C	N	O	P		
3	8	148	3152	1407	563	1035	147	0	0

- Molecule 4 is a protein called CDK5 regulatory subunit-associated protein 3.

Mol	Chain	Residues	Atoms					AltConf	Trace
			Total	C	N	O	S		
4	B	403	3234	2049	545	624	16	0	0

- Molecule 5 is a protein called DDRGK domain-containing protein 1.

Mol	Chain	Residues	Atoms					AltConf	Trace
			Total	C	N	O	S		
5	C	188	1547	954	279	313	1	0	0

- Molecule 6 is a protein called Ubiquitin-fold modifier 1.

Mol	Chain	Residues	Atoms					AltConf	Trace
			Total	C	N	O	S		
6	D	78	588	382	96	109	1	0	0

- Molecule 7 is a protein called E3 UFM1-protein ligase 1.

Mol	Chain	Residues	Atoms					AltConf	Trace
			Total	C	N	O	S		
7	E	660	5251	3323	901	1009	18	0	0

- Molecule 8 is a protein called E3 ubiquitin-protein ligase listerin.

Mol	Chain	Residues	Atoms					AltConf	Trace
			Total	C	N	O	S		
8	F	1679	13415	8627	2194	2514	80	0	0

- Molecule 9 is a RNA chain called tRNA.

Mol	Chain	Residues	Atoms					AltConf	Trace
			Total	C	N	O	P		
9	G	76	1622	721	285	540	76	0	0

There are 4 discrepancies between the modelled and reference sequences:

Chain	Residue	Modelled	Actual	Comment	Reference
G	73	G	A	conflict	GB 2736373571
G	74	C	A	conflict	GB 2736373571
G	75	C	U	conflict	GB 2736373571
G	76	A	C	conflict	GB 2736373571

- Molecule 10 is a protein called 60S ribosomal protein L3.

Mol	Chain	Residues	Atoms					AltConf	Trace
			Total	C	N	O	S		
10	LB	402	3239	2060	608	557	14	0	0

- Molecule 11 is a protein called 60S ribosomal protein L4.

Mol	Chain	Residues	Atoms					AltConf	Trace
			Total	C	N	O	S		
11	LC	368	2927	1840	583	489	15	0	0

- Molecule 12 is a protein called 60S ribosomal protein L5.

Mol	Chain	Residues	Atoms					AltConf	Trace
			Total	C	N	O	S		
12	LD	293	2382	1507	434	427	14	0	0

- Molecule 13 is a protein called Large ribosomal subunit protein eL6.

Mol	Chain	Residues	Atoms					AltConf	Trace
			Total	C	N	O	S		
13	LE	220	1765	1136	334	291	4	0	0

- Molecule 14 is a protein called Large ribosomal subunit protein uL30.

Mol	Chain	Residues	Atoms					AltConf	Trace
			Total	C	N	O	S		
14	LF	225	1870	1202	358	301	9	0	0

- Molecule 15 is a protein called 60S ribosomal protein L7a.

Mol	Chain	Residues	Atoms					AltConf	Trace
			Total	C	N	O	S		
15	LG	241	1927	1228	371	324	4	0	0

- Molecule 16 is a protein called 60S ribosomal protein L9.

Mol	Chain	Residues	Atoms					AltConf	Trace
			Total	C	N	O	S		
16	LH	190	1518	956	284	272	6	0	0

- Molecule 17 is a protein called Ribosomal protein uL16-like.

Mol	Chain	Residues	Atoms					AltConf	Trace
			Total	C	N	O	S		
17	LI	213	1710	1083	329	284	14	0	0

There is a discrepancy between the modelled and reference sequences:

Chain	Residue	Modelled	Actual	Comment	Reference
LI	87	ILE	MET	conflict	UNP Q96L21

- Molecule 18 is a protein called 60S ribosomal protein L11.

Mol	Chain	Residues	Atoms					AltConf	Trace
			Total	C	N	O	S		
18	LJ	175	1401	882	261	252	6	0	0

- Molecule 19 is a protein called 60S ribosomal protein L13.

Mol	Chain	Residues	Atoms					AltConf	Trace
			Total	C	N	O	S		
19	LL	194	1573	987	327	255	4	0	0

- Molecule 20 is a protein called 60S ribosomal protein L14.

Mol	Chain	Residues	Atoms					AltConf	Trace
			Total	C	N	O	S		
20	LM	136	1120	719	215	179	7	0	0

- Molecule 21 is a protein called 60S ribosomal protein L15.

Mol	Chain	Residues	Atoms					AltConf	Trace
			Total	C	N	O	S		
21	LN	203	1701	1072	359	266	4	0	0

- Molecule 22 is a protein called 60S ribosomal protein L13a.

Mol	Chain	Residues	Atoms					AltConf	Trace
			Total	C	N	O	S		
22	LO	201	1650	1063	321	261	5	0	0

- Molecule 23 is a protein called 60S ribosomal protein L17.

Mol	Chain	Residues	Atoms					AltConf	Trace
			Total	C	N	O	S		
23	LP	153	1242	776	241	216	9	0	0

- Molecule 24 is a protein called 60S ribosomal protein L18.

Mol	Chain	Residues	Atoms					AltConf	Trace
			Total	C	N	O	S		
24	LQ	187	1513	944	314	250	5	0	0

- Molecule 25 is a protein called 60S ribosomal protein L19.

Mol	Chain	Residues	Atoms					AltConf	Trace
			Total	C	N	O	S		
25	LR	155	1294	808	278	199	9	0	0

- Molecule 26 is a protein called 60S ribosomal protein L18a.

Mol	Chain	Residues	Atoms					AltConf	Trace
			Total	C	N	O	S		
26	LS	175	1453	925	283	235	10	0	0

- Molecule 27 is a protein called 60S ribosomal protein L21.

Mol	Chain	Residues	Atoms					AltConf	Trace
			Total	C	N	O	S		
27	LT	159	1298	823	252	217	6	0	0

- Molecule 28 is a protein called 60S ribosomal protein L22.

Mol	Chain	Residues	Atoms					AltConf	Trace
			Total	C	N	O	S		
28	LU	101	825	529	144	150	2	0	0

- Molecule 29 is a protein called 60S ribosomal protein L23.

Mol	Chain	Residues	Atoms					AltConf	Trace
			Total	C	N	O	S		
29	LV	131	979	618	184	172	5	0	0

- Molecule 30 is a protein called 60S ribosomal protein L24.

Mol	Chain	Residues	Atoms					AltConf	Trace
			Total	C	N	O	S		
30	LW	62	519	332	101	83	3	0	0

- Molecule 31 is a protein called 60S ribosomal protein L23a.

Mol	Chain	Residues	Atoms					AltConf	Trace
			Total	C	N	O	S		
31	LX	118	967	618	181	167	1	0	0

- Molecule 32 is a protein called 60S ribosomal protein L26.

Mol	Chain	Residues	Atoms					AltConf	Trace
			Total	C	N	O	S		
32	LY	134	1115	700	226	186	3	0	0

- Molecule 33 is a protein called 60S ribosomal protein L27.

Mol	Chain	Residues	Atoms					AltConf	Trace
			Total	C	N	O	S		
33	LZ	135	1107	714	208	182	3	0	0

- Molecule 34 is a protein called 60S ribosomal protein L27a.

Mol	Chain	Residues	Atoms					AltConf	Trace
			Total	C	N	O	S		
34	La	147	1162	736	237	186	3	0	0

- Molecule 35 is a protein called 60S ribosomal protein L29.

Mol	Chain	Residues	Atoms					AltConf	Trace
			Total	C	N	O	S		
35	Lb	109	876	546	189	137	4	0	0

- Molecule 36 is a protein called 60S ribosomal protein L30.

Mol	Chain	Residues	Atoms					AltConf	Trace
			Total	C	N	O	S		
36	Lc	98	764	485	135	138	6	0	0

- Molecule 37 is a protein called 60S ribosomal protein L31.

Mol	Chain	Residues	Atoms					AltConf	Trace
			Total	C	N	O	S		
37	Ld	107	888	560	171	155	2	0	0

- Molecule 38 is a protein called 60S ribosomal protein L32.

Mol	Chain	Residues	Atoms					AltConf	Trace
			Total	C	N	O	S		
38	Le	128	1053	667	216	165	5	0	0

- Molecule 39 is a protein called 60S ribosomal protein L35a.

Mol	Chain	Residues	Atoms					AltConf	Trace
			Total	C	N	O	S		
39	Lf	109	876	555	174	144	3	0	0

- Molecule 40 is a protein called 60S ribosomal protein L34.

Mol	Chain	Residues	Atoms					AltConf	Trace
			Total	C	N	O	S		
40	Lg	114	906	566	187	147	6	0	0

- Molecule 41 is a protein called 60S ribosomal protein L35.

Mol	Chain	Residues	Atoms					AltConf	Trace
			Total	C	N	O	S		
41	Lh	122	1015	641	205	168	1	0	0

- Molecule 42 is a protein called 60S ribosomal protein L36.

Mol	Chain	Residues	Atoms					AltConf	Trace
			Total	C	N	O	S		
42	Li	102	832	521	177	129	5	0	0

- Molecule 43 is a protein called 60S ribosomal protein L37.

Mol	Chain	Residues	Atoms					AltConf	Trace
			Total	C	N	O	S		
43	Lj	86	705	434	155	111	5	0	0

- Molecule 44 is a protein called 60S ribosomal protein L38.

Mol	Chain	Residues	Atoms					AltConf	Trace
			Total	C	N	O	S		
44	Lk	69	569	366	103	99	1	0	0

- Molecule 45 is a protein called 60S ribosomal protein L39.

Mol	Chain	Residues	Atoms					AltConf	Trace
			Total	C	N	O	S		
45	Ll	50	444	281	98	64	1	0	0

- Molecule 46 is a protein called Ubiquitin-60S ribosomal protein L40.

Mol	Chain	Residues	Atoms					AltConf	Trace
			Total	C	N	O	S		
46	Lm	52	429	266	90	67	6	0	0

- Molecule 47 is a protein called 60S ribosomal protein L36a.

Mol	Chain	Residues	Atoms					AltConf	Trace
			Total	C	N	O	S		
47	Lo	105	863	542	175	140	6	0	0

- Molecule 48 is a protein called 60S ribosomal protein L37a.

Mol	Chain	Residues	Atoms					AltConf	Trace
			Total	C	N	O	S		
48	Lp	91	708	445	136	120	7	0	0

- Molecule 49 is a protein called 60S ribosomal protein L28.

Mol	Chain	Residues	Atoms					AltConf	Trace
			Total	C	N	O	S		
49	Lr	125	1002	622	207	168	5	0	0

- Molecule 50 is a protein called 60S ribosomal protein L10a.

Mol	Chain	Residues	Atoms					AltConf	Trace
			Total	C	N	O	S		
50	Lz	217	1744	1114	314	307	9	0	0

- Molecule 51 is a protein called Ribosome quality control complex subunit NEMF.

Mol	Chain	Residues	Atoms					AltConf	Trace
			Total	C	N	O	S		
51	Z	731	5891	3768	1012	1090	21	0	0

- Molecule 52 is a protein called 60S ribosomal protein L8.

Mol	Chain	Residues	Atoms					AltConf	Trace
			Total	C	N	O	S		
52	a	248	1898	1189	389	314	6	0	0

- Molecule 53 is a protein called 60S acidic ribosomal protein P0.

Mol	Chain	Residues	Atoms					AltConf	Trace
53	s	201	Total	C	N	O	S	0	0
			1545	983	268	285	9		

- Molecule 54 is a protein called Large ribosomal subunit protein uL11.

Mol	Chain	Residues	Atoms					AltConf	Trace
54	t	143	Total	C	N	O	S	0	0
			1068	665	197	202	4		

- Molecule 55 is a protein called Nascent chain.

Mol	Chain	Residues	Atoms				AltConf	Trace
55	A	7	Total	C	N	O	0	0
			35	21	7	7		

- Molecule 56 is MAGNESIUM ION (CCD ID: MG) (formula: Mg).

Mol	Chain	Residues	Atoms		AltConf
56	5	205	Total	Mg	0
			205	205	
56	7	2	Total	Mg	0
			2	2	
56	8	5	Total	Mg	0
			5	5	
56	LI	1	Total	Mg	0
			1	1	
56	LP	1	Total	Mg	0
			1	1	
56	LV	1	Total	Mg	0
			1	1	
56	Le	1	Total	Mg	0
			1	1	
56	Lf	1	Total	Mg	0
			1	1	
56	Lg	1	Total	Mg	0
			1	1	
56	Lj	1	Total	Mg	0
			1	1	

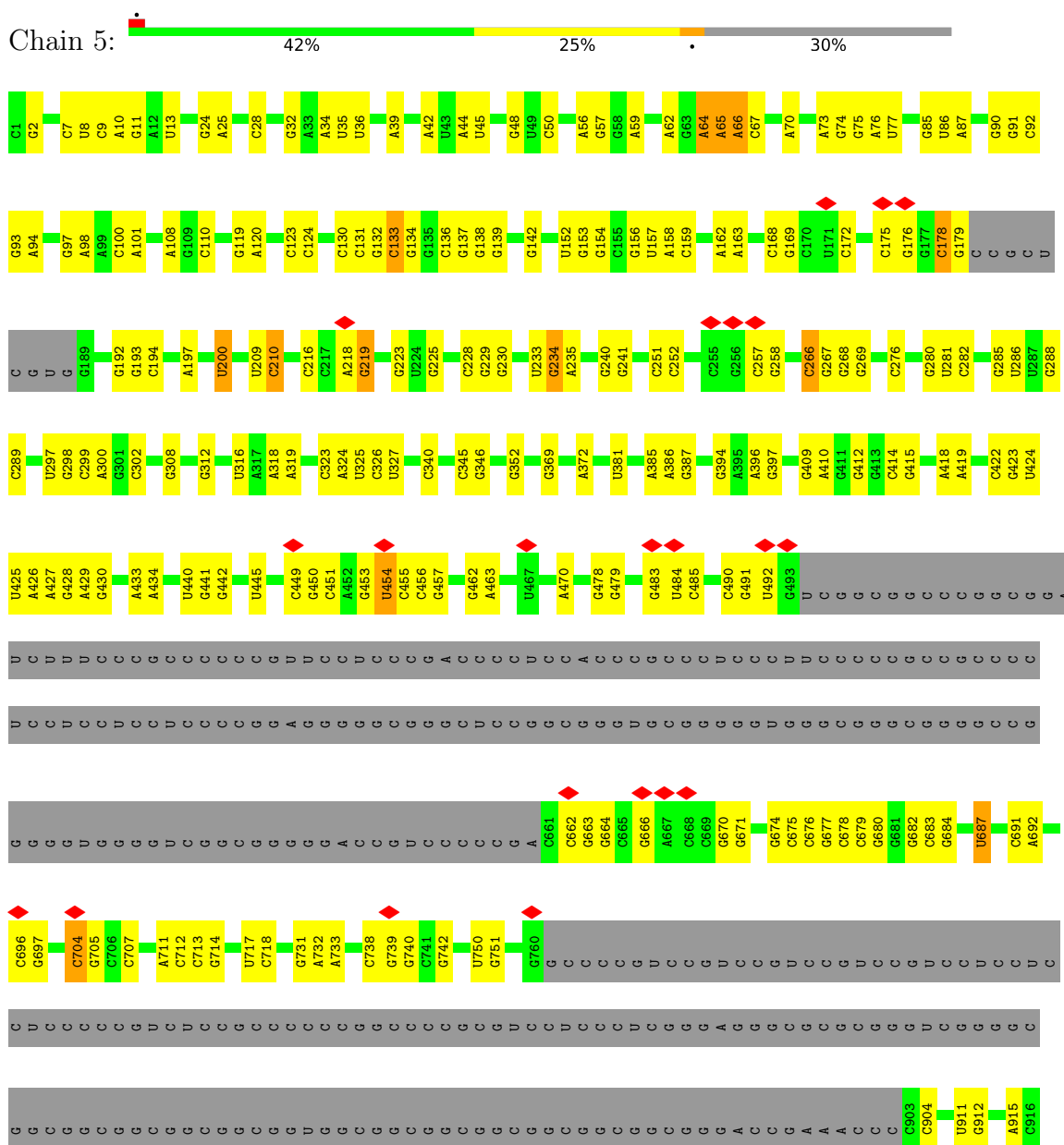
- Molecule 57 is ZINC ION (CCD ID: ZN) (formula: Zn).

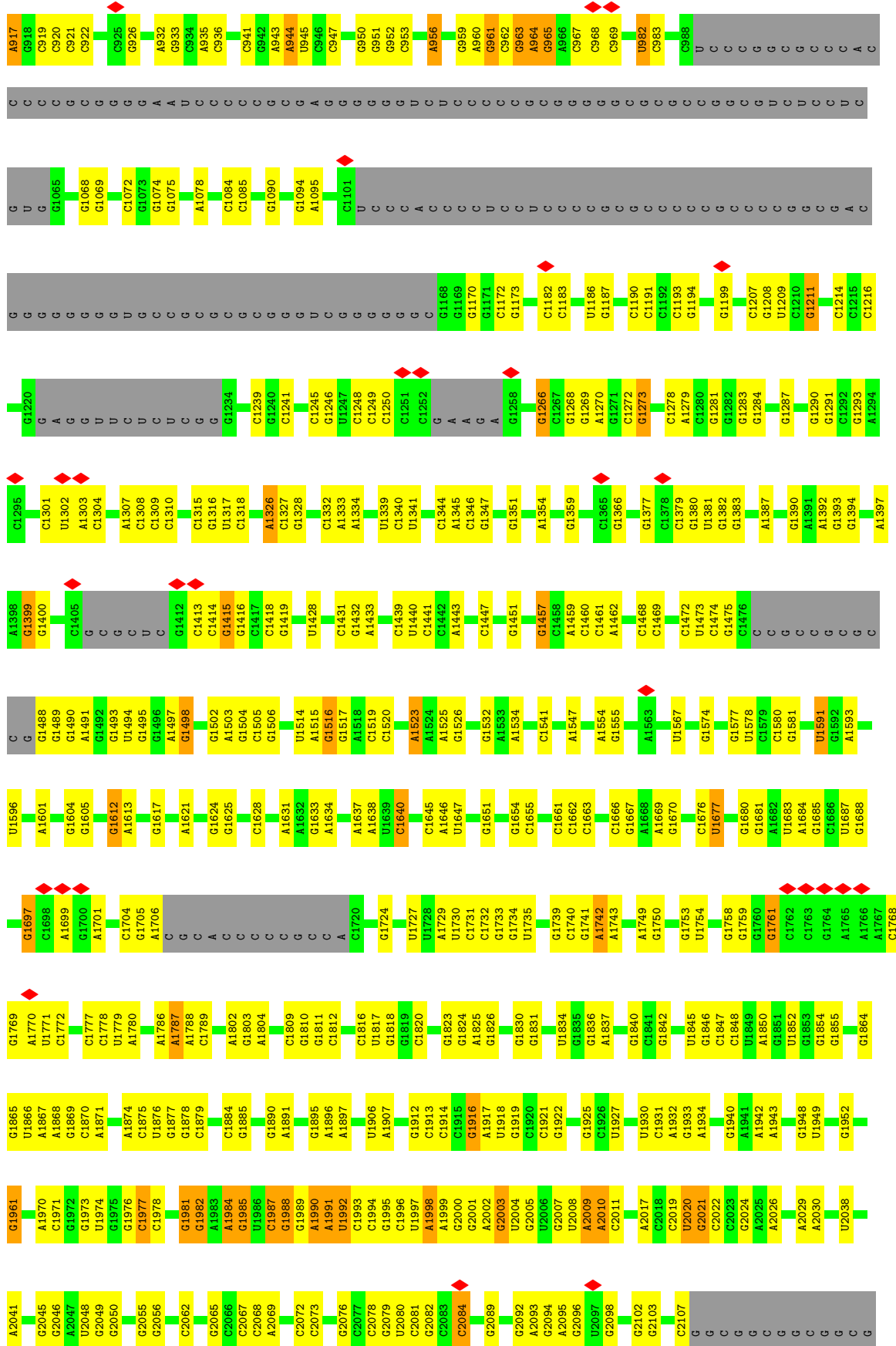
Mol	Chain	Residues	Atoms		AltConf
57	Lg	1	Total 1	Zn 1	0
57	Lj	1	Total 1	Zn 1	0
57	Lm	1	Total 1	Zn 1	0
57	Lo	1	Total 1	Zn 1	0
57	Lp	1	Total 1	Zn 1	0

3 Residue-property plots

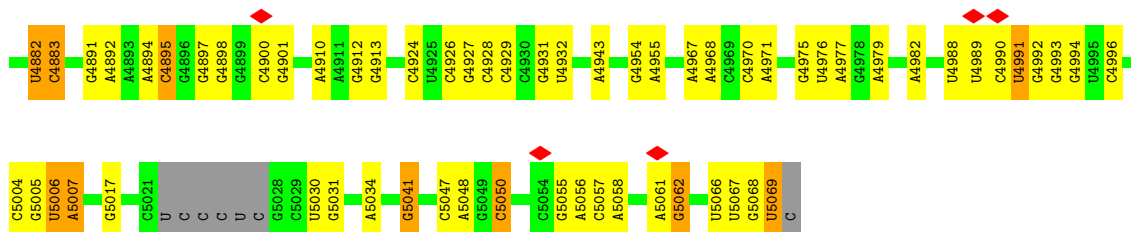
These plots are drawn for all protein, RNA, DNA and oligosaccharide chains in the entry. The first graphic for a chain summarises the proportions of the various outlier classes displayed in the second graphic. The second graphic shows the sequence view annotated by issues in geometry and atom inclusion in map density. Residues are color-coded according to the number of geometric quality criteria for which they contain at least one outlier: green = 0, yellow = 1, orange = 2 and red = 3 or more. A red diamond above a residue indicates a poor fit to the EM map for this residue (all-atom inclusion < 40%). Stretches of 2 or more consecutive residues without any outlier are shown as a green connector. Residues present in the sample, but not in the model, are shown in grey.

- Molecule 1: 28S rRNA





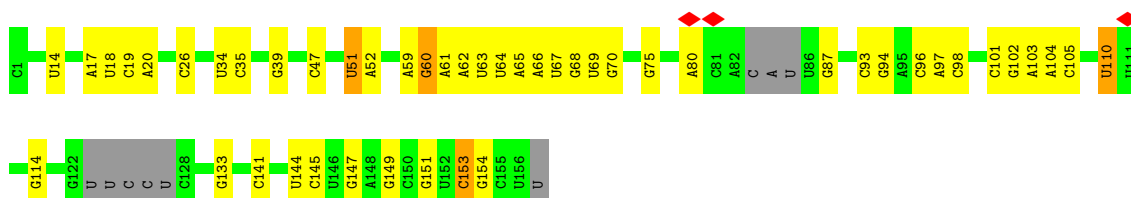
G	G4745	C4654	G4549	G4448	U4351	A4253	G4156	G4085	C3924	G3823	A3726	A3646
C	A4655	A4656	A4449	A4454	U4352	G4254	A4157	G4076	G3933	A3824	A3727	A3647
G	A4657	A4658	A4455	A4456	U4353	G4255	A4162	G4088	G3934	U3838	A3728	A3648
C	C4670	C4671	U4457	U4458	U4354	C4256	U4163	C4090	G3935	U3839	A3732	A3652
C	A4672	A4673	U4459	U4460	U4355	C4257	C4164	G4081	C3939	U3840	A3733	A3653
C	U4674	U4675	U4461	U4462	G4356	C4258	C4165	G4084	G3949	C3843	U3734	G3654
G	U4676	U4677	U4463	U4464	G4357	C4259	A4170	G4089	A3949	C3844	G3735	G3659
C	U4678	U4679	A4464	A4465	U4358	C4260	C4173	C4089	A3746	U3848	A3746	C3660
C	G4679	G4680	U4466	U4467	U4359	C4261	U4174	G4091	A3747	A3849	A3747	G3661
G	A4681	A4682	U4467	U4468	G4360	C4262	C4177	G4092	G3763	C3855	G3763	A3662
C	G4684	G4685	A4468	A4469	U4361	G4263	A4178	G4093	A3954	A3856	U3768	G3663
C	U4686	U4687	U4470	U4471	G4362	C4264	A4179	G4094	G3956	G3665	G3768	G3664
G	A4688	A4689	G4472	G4473	U4363	C4265	A4183	G4095	U3957	A3867	A	G3668
G	U4690	U4691	A4474	A4475	U4364	C4266	C4184	C4096	G3958	C3868	A	C3668
C	C4692	C4693	U4476	U4477	U4365	C4267	A4185	G4097	U3959	C3869	C	G3672
C	G4694	G4695	U4478	U4479	U4366	C4268	A4186	A4098	A3960	C3870	U	C3673
C	C4696	C4697	U4480	U4481	U4367	C4269	U4187	G	G3961	A3871	U	C3681
C	U4699	U4700	U4482	U4483	U4368	C4270	U4188	C	A3962	A3872	A	G3681
C	A4701	A4702	U4484	U4485	U4369	C4271	U4189	C	A3963	G3873	U	G3681
C	U4703	U4704	U4486	U4487	U4370	C4272	U4190	C	U3964	G3874	G	G3681
C	G4705	G4706	U4488	U4489	U4371	C4273	C4191	C	A3965	A3877	C	G3681
C	A4707	A4708	U4490	U4491	U4372	C4274	A4192	C	A3966	C3878	C	G3681
C	C4710	C4711	U4492	U4493	U4373	C4275	A4193	C	A3967	G3879	U	G3681
C	U4712	U4713	U4494	U4495	U4374	C4276	U4194	C	U3968	A3881	U	G3681
C	A4715	A4716	U4496	U4497	U4375	C4277	A4203	C	G3969	U3884	A	G3681
C	G4717	G4718	U4498	U4499	U4376	C4278	U4208	C	A3972	A3890	G	G3681
C	U4720	U4721	U4500	U4501	U4377	C4279	U4209	C	G3973	C3893	C	G3681
C	A4723	A4724	U4502	U4503	U4378	C4280	U4210	C	G3974	A3894	U	G3681
C	U4726	U4727	U4504	U4505	U4379	C4281	U4211	C	C3975	C3895	A	G3681
C	G4729	G4730	U4506	U4507	U4380	C4282	A4212	C	C3976	C3896	C	G3681
C	A4731	A4732	U4508	U4509	U4381	C4283	A4213	C	C	G3897	U	G3681
C	U4734	U4735	U4510	U4511	U4382	C4284	A4214	C	C	C3900	C	G3681
C	G4737	G4738	U4512	U4513	U4383	C4285	U4220	C	C	A3901	U	G3681
C	A4740	A4741	U4514	U4515	U4384	C4286	U4221	C	C	A3905	A	G3681
C	U4743	U4744	U4516	U4517	U4385	C4287	U4222	C	C	A3906	U	G3681
C	G4746	G4747	U4518	U4519	U4386	C4288	U4223	C	C	G3907	U	G3681
C	A4749	A4750	U4520	U4521	U4387	C4289	U4224	C	C	C3910	U	G3681
C	U4752	U4753	U4522	U4523	U4388	C4290	U4225	C	C	C3911	U	G3681
C	G4755	G4756	U4524	U4525	U4389	C4291	U4226	C	C	U3912	U	G3681
C	A4758	A4759	U4526	U4527	U4390	C4292	U4227	C	C	U3915	U	G3681
C	U4761	U4762	U4528	U4529	U4391	C4293	U4228	C	C	G3916	U	G3681
C	G4764	G4765	U4530	U4531	U4392	C4294	U4229	C	C	A3917	U	G3681
C	A4767	A4768	U4532	U4533	U4393	C4295	U4230	C	C	G3918	U	G3681
C	U4770	U4771	U4534	U4535	U4394	C4296	U4231	C	C	C3919	U	G3681
C	C4773	C4774	U4536	U4537	U4395	C4297	U4232	C	C	U3920	U	G3681
C	G4776	G4777	U4538	U4539	U4396	C4298	U4233	C	C	U3921	U	G3681
C	A4779	A4780	U4540	U4541	U4397	C4299	U4234	C	C	G3922	U	G3681
C	U4782	U4783	U4542	U4543	U4398	C4300	U4235	C	C	A3923	U	G3681
C	G4785	G4786	U4544	U4545	U4399	C4301	U4236	C	C	C	U	G3681
C	A4788	A4789	U4546	U4547	U4400	C4302	U4237	C	C	C	U	G3681
C	U4791	U4792	U4548	U4549	U4401	C4303	U4238	C	C	C	U	G3681
C	G4794	G4795	U4550	U4551	U4402	C4304	U4239	C	C	C	U	G3681
C	A4797	A4798	U4552	U4553	U4403	C4305	U4240	C	C	C	U	G3681
C	U4800	U4801	U4554	U4555	U4404	C4306	U4241	C	C	C	U	G3681
C	G4803	G4804	U4556	U4557	U4405	C4307	U4242	C	C	C	U	G3681
C	A4806	A4807	U4558	U4559	U4406	C4308	U4243	C	C	C	U	G3681
C	U4809	U4810	U4560	U4561	U4407	C4309	U4244	C	C	C	U	G3681
C	G4812	G4813	U4562	U4563	U4408	C4310	U4245	C	C	C	U	G3681
C	A4815	A4816	U4564	U4565	U4409	C4311	U4246	C	C	C	U	G3681
C	U4818	U4819	U4566	U4567	U4410	C4312	U4247	C	C	C	U	G3681
C	G4821	G4822	U4568	U4569	U4411	C4313	U4248	C	C	C	U	G3681
C	A4824	A4825	U4570	U4571	U4412	C4314	U4249	C	C	C	U	G3681
C	U4827	U4828	U4572	U4573	U4413	C4315	U4250	C	C	C	U	G3681
C	G4830	G4831	U4574	U4575	U4414	C4316	U4251	C	C	C	U	G3681
C	A4833	A4834	U4576	U4577	U4415	C4317	U4252	C	C	C	U	G3681
C	U4836	U4837	U4578	U4579	U4416	C4318	U4253	C	C	C	U	G3681
C	G4839	G4840	U4580	U4581	U4417	C4319	U4254	C	C	C	U	G3681
C	A4842	A4843	U4582	U4583	U4418	C4320	U4255	C	C	C	U	G3681
C	U4845	U4846	U4584	U4585	U4419	C4321	U4256	C	C	C	U	G3681
C	G4848	G4849	U4586	U4587	U4420	C4322	U4257	C	C	C	U	G3681
C	A4851	A4852	U4588	U4589	U4421	C4323	U4258	C	C	C	U	G3681
C	U4854	U4855	U4590	U4591	U4422	C4324	U4259	C	C	C	U	G3681
C	G4857	G4858	U4592	U4593	U4423	C4325	U4260	C	C	C	U	G3681
C	A4860	A4861	U4594	U4595	U4424	C4326	U4261	C	C	C	U	G3681
C	U4863	U4864	U4596	U4597	U4425	C4327	U4262	C	C	C	U	G3681
C	G4866	G4867	U4598	U4599	U4426	C4328	U4263	C	C	C	U	G3681
C	A4869	A4870	U4600	U4601	U4427	C4329	U4264	C	C	C	U	G3681
C	U4872	U4873	U4602	U4603	U4428	C4330	U4265	C	C	C	U	G3681
C	G4875	G4876	U4604	U4605	U4429	C4331	U4266	C	C	C	U	G3681
C	A4878	A4879	U4606	U4607	U4430	C4332	U4267	C	C	C	U	G3681
C	U4881	U4882	U4608	U4609	U4431	C4333	U4268	C	C	C	U	G3681
C	G4884	G4885	U4610	U4611	U4432	C4334	U4269	C	C	C	U	G3681
C	A4887	A4888	U4612	U4613	U4433	C4335	U4270	C	C	C	U	G3681
C	U4890	U4891	U4614	U4615	U4434	C4336	U4271	C	C	C	U	G3681
C	G4893	G4894	U4616	U4617	U4435	C4337	U4272	C	C	C	U	G3681
C	A4896	A4897	U4618	U4619	U4436	C4338	U4273	C	C	C	U	G3681
C	U4899	U4900	U4620	U4621	U4437	C4339	U4274	C	C	C	U	G3681
C	G4902	G4903	U4622	U4623	U4438	C4340	U4275	C	C	C	U	G3681
C	A4905	A4906	U4624	U4625	U4439	C4341	U4276	C	C	C	U	G3681
C	U4908	U4909	U4626	U4627	U4440	C4342	U4277	C	C	C	U	G3681
C	G4911	G4912	U4628	U4629	U4441	C4343	U4278	C	C	C	U	G3681
C	A4914	A4915	U4630	U4631	U4442	C4344	U4279	C	C	C	U	G3681
C	U4917	U4918	U4632	U4633	U4443	C4345	U4280	C	C	C	U	G3681
C	G4920	G4921	U4634	U4635	U4444	C4346	U4281	C	C	C	U	G3681
C	A4923	A4924	U4636	U4637	U4445	C4347	U4282	C	C	C	U	G3681
C	U4926	U4927	U4638	U4639	U4446	C4348	U4283	C	C	C	U	G3681
C	G4929	G4930	U4640	U4641	U4447	C4349	U4284	C	C	C	U	G3681
C	A4932	A4933	U4642	U4643	U4448	C4350	U4285	C	C	C	U	G3681
C	U4935	U4936	U4644	U4645	U4449	C4351	U4286	C	C	C	U	G3681
C	G4938	G4939	U4646	U4647	U4450	C4352	U4287	C	C	C	U	G3681
C	A4941	A4942	U4648	U4649	U4451	C4353	U4288	C	C	C	U	G3681
C	U4944	U4945	U4650	U4651	U4452	C4354	U4289	C	C	C	U	G3681
C	G4947	G4948	U4652	U4653	U4453	C4355	U4290	C	C	C	U	G3681
C	A4950	A4951	U4654	U4655	U4454	C4356	U4291	C	C	C	U	G3681
C	U4953	U4954	U4656	U4657	U4455	C4357	U4292	C	C	C	U	G3681
C	G4956	G4957	U4658	U4659	U4456	C4358	U4293	C	C	C	U	G3681
C	A4959	A4960	U4660	U4661	U4457	C4359	U4294	C	C	C	U	G3681
C	U4962	U4963	U4662	U4663	U4458	C4360	U4295	C	C	C	U	G3681
C	G4965	G4966	U4664	U4665	U4459	C4361	U4296	C	C	C	U	G3681
C	A4968	A4969	U4666	U4667	U4460	C4362	U4297	C	C	C	U	G3681
C												



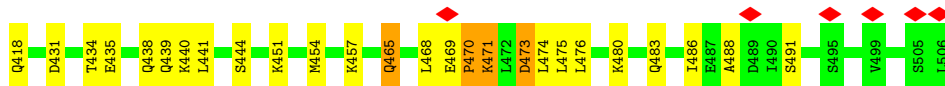
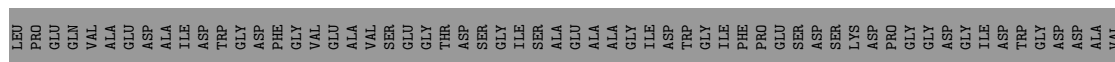

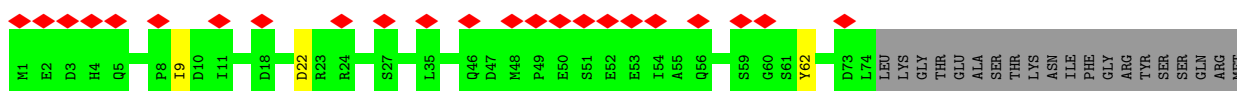
• Molecule 2: 5S rRNA



• Molecule 3: 5.8S rRNA

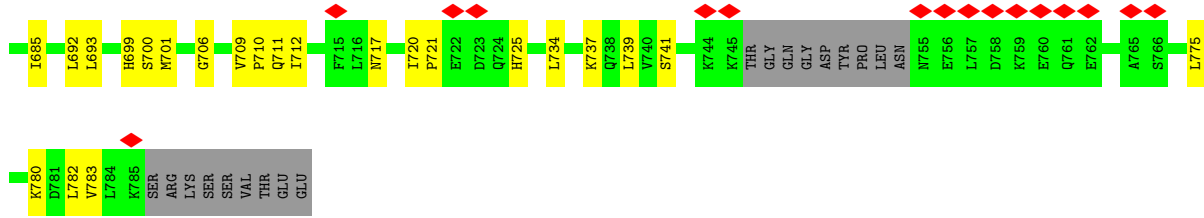


• Molecule 4: CDK5 regulatory subunit-associated protein 3




• Molecule 5: DDRGK domain-containing protein 1

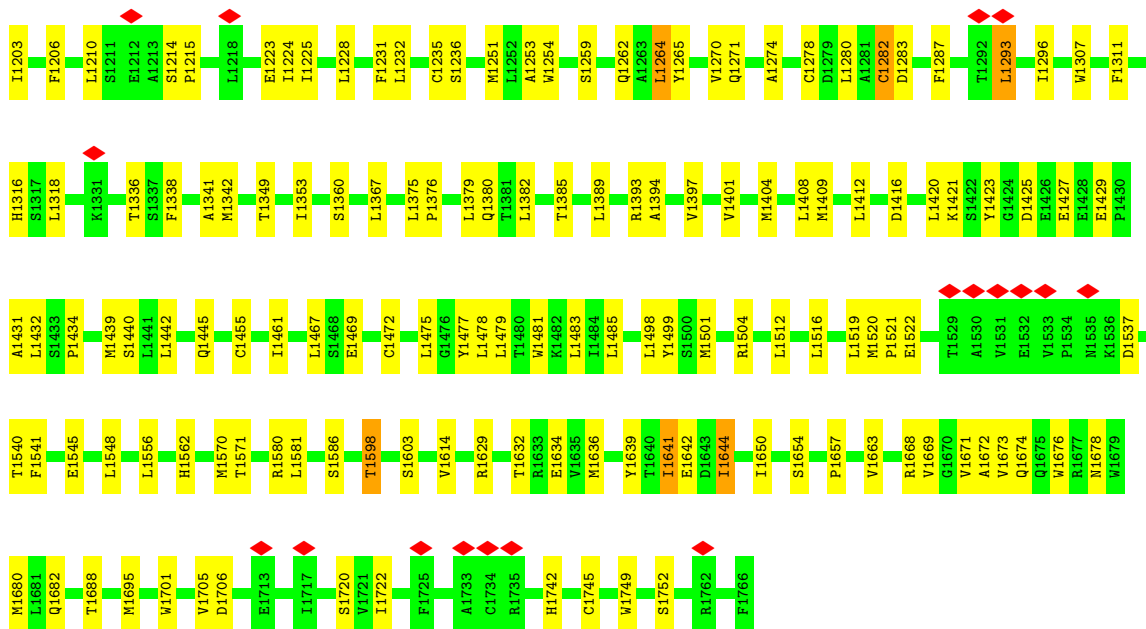




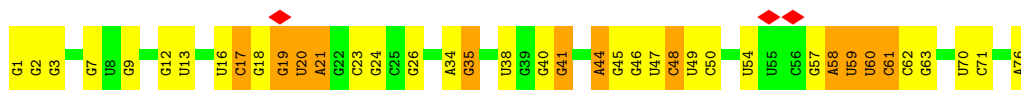
• Molecule 8: E3 ubiquitin-protein ligase listerin

Chain F: 72% 22% 5%

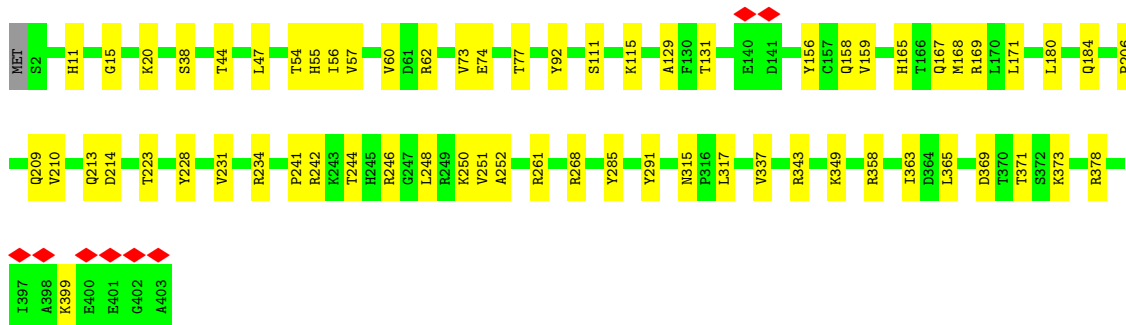
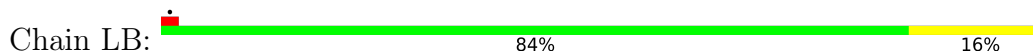




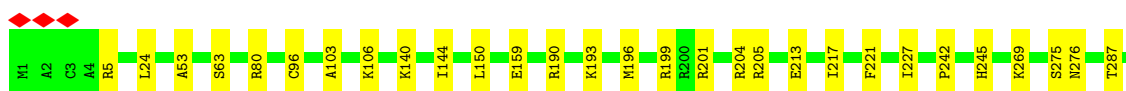
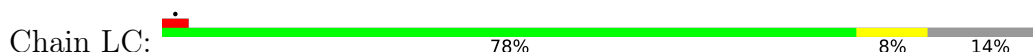
• Molecule 9: tRNA

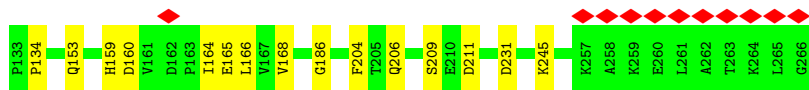


• Molecule 10: 60S ribosomal protein L3

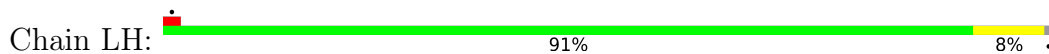


• Molecule 11: 60S ribosomal protein L4

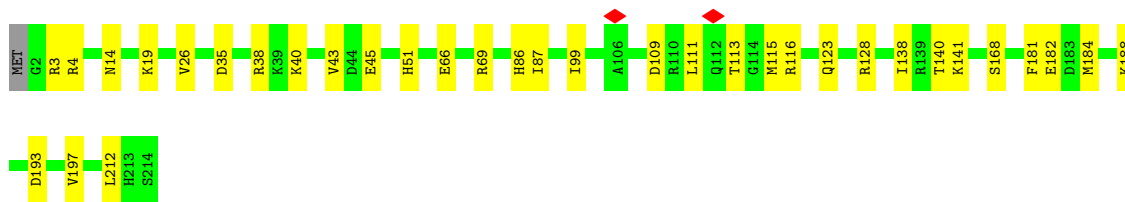
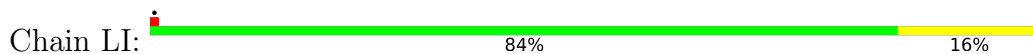




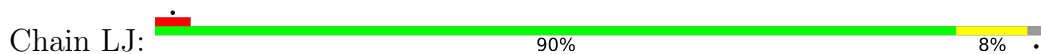
• Molecule 16: 60S ribosomal protein L9



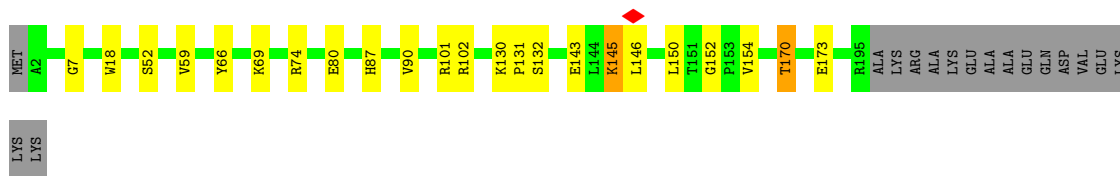
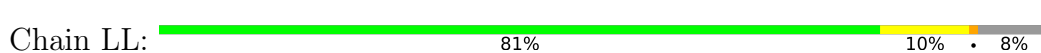
• Molecule 17: Ribosomal protein uL16-like



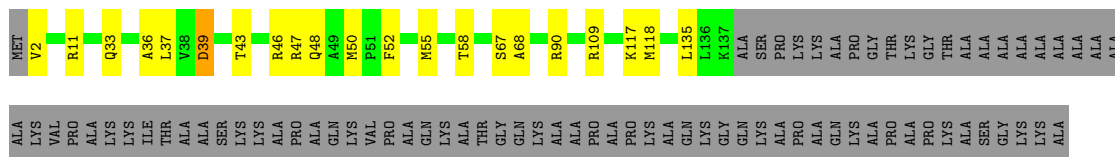
• Molecule 18: 60S ribosomal protein L11



• Molecule 19: 60S ribosomal protein L13

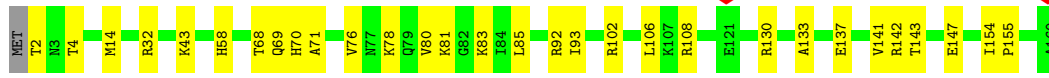
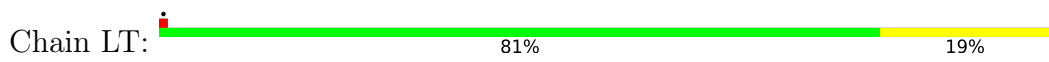


• Molecule 20: 60S ribosomal protein L14

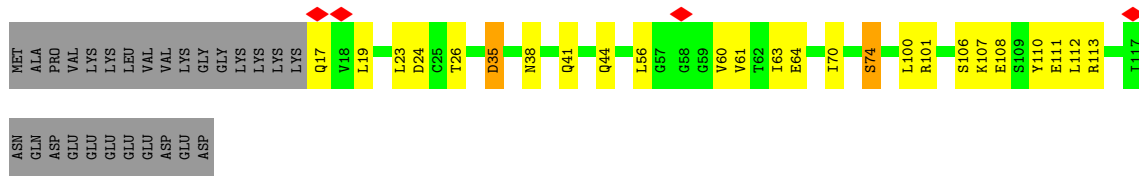


• Molecule 21: 60S ribosomal protein L15

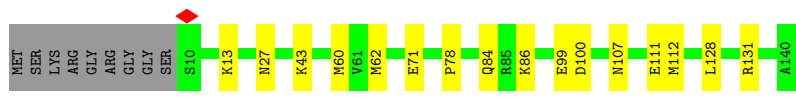
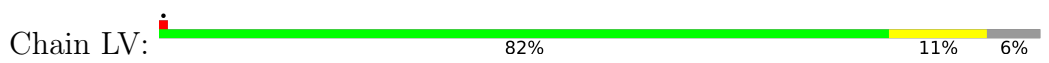
• Molecule 27: 60S ribosomal protein L21



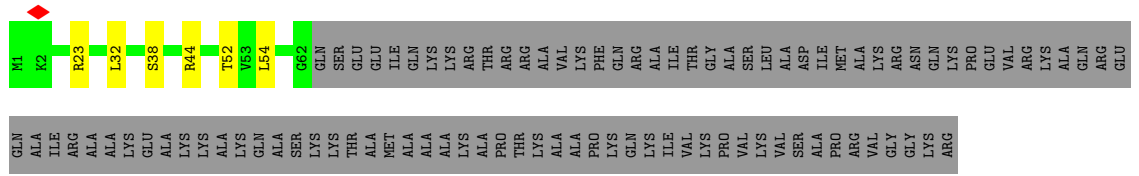
• Molecule 28: 60S ribosomal protein L22




• Molecule 29: 60S ribosomal protein L23



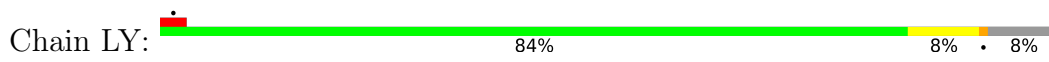
• Molecule 30: 60S ribosomal protein L24



• Molecule 31: 60S ribosomal protein L23a

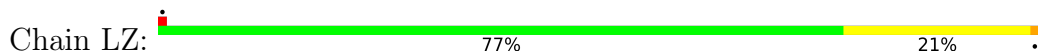


• Molecule 32: 60S ribosomal protein L26

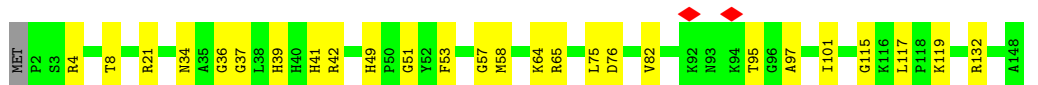
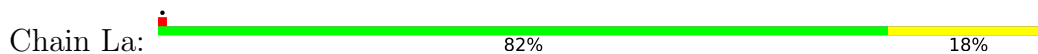




• Molecule 33: 60S ribosomal protein L27



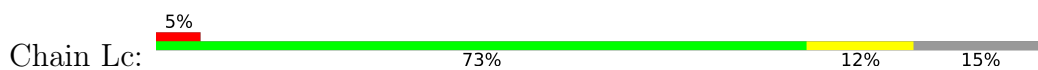
• Molecule 34: 60S ribosomal protein L27a



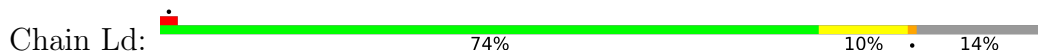
• Molecule 35: 60S ribosomal protein L29



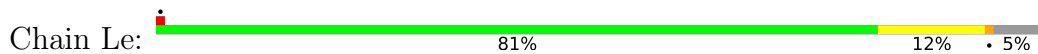
• Molecule 36: 60S ribosomal protein L30

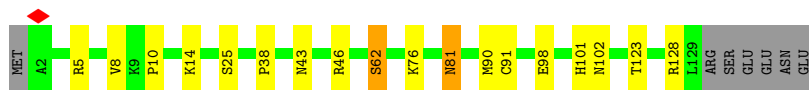


• Molecule 37: 60S ribosomal protein L31

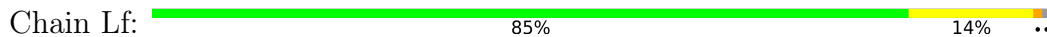


• Molecule 38: 60S ribosomal protein L32

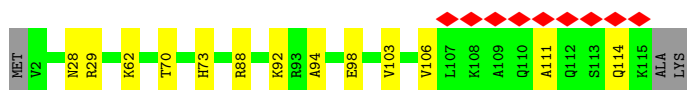
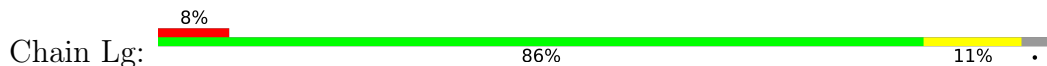




• Molecule 39: 60S ribosomal protein L35a



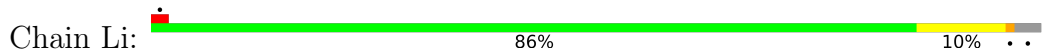
• Molecule 40: 60S ribosomal protein L34




• Molecule 41: 60S ribosomal protein L35



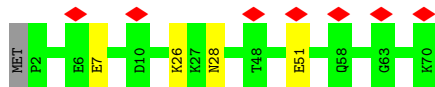
• Molecule 42: 60S ribosomal protein L36




• Molecule 43: 60S ribosomal protein L37



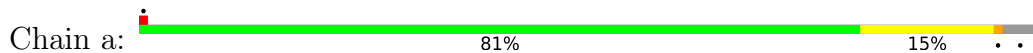
• Molecule 44: 60S ribosomal protein L38



• Molecule 45: 60S ribosomal protein L39



• Molecule 52: 60S ribosomal protein L8



4 Experimental information

Property	Value	Source
EM reconstruction method	SINGLE PARTICLE	Depositor
Imposed symmetry	POINT, Not provided	
Number of particles used	8461	Depositor
Resolution determination method	FSC 0.143 CUT-OFF	Depositor
CTF correction method	PHASE FLIPPING AND AMPLITUDE CORRECTION	Depositor
Microscope	TFS KRIOS	Depositor
Voltage (kV)	300	Depositor
Electron dose ($e^-/\text{\AA}^2$)	40	Depositor
Minimum defocus (nm)	500	Depositor
Maximum defocus (nm)	3500	Depositor
Magnification	Not provided	
Image detector	FEI FALCON IV (4k x 4k)	Depositor
Maximum map value	16.014	Depositor
Minimum map value	-13.967	Depositor
Average map value	0.033	Depositor
Map value standard deviation	1.069	Depositor
Recommended contour level	2.7	Depositor
Map size (Å)	436.2, 436.2, 436.2	wwPDB
Map dimensions	600, 600, 600	wwPDB
Map angles (°)	90.0, 90.0, 90.0	wwPDB
Pixel spacing (Å)	0.727, 0.727, 0.727	Depositor

5 Model quality

5.1 Standard geometry

Bond lengths and bond angles in the following residue types are not validated in this section: MG, ZN

The Z score for a bond length (or angle) is the number of standard deviations the observed value is removed from the expected value. A bond length (or angle) with $|Z| > 5$ is considered an outlier worth inspection. RMSZ is the root-mean-square of all Z scores of the bond lengths (or angles).

Mol	Chain	Bond lengths		Bond angles	
		RMSZ	# Z >5	RMSZ	# Z >5
1	5	0.08	0/84644	0.21	0/132019
2	7	0.08	0/2861	0.19	0/4459
3	8	0.08	0/3520	0.21	0/5481
4	B	0.19	0/3280	0.42	1/4426 (0.0%)
5	C	0.11	0/1560	0.38	0/2085
6	D	0.11	0/601	0.33	0/818
7	E	0.13	0/5322	0.38	0/7181
8	F	0.16	0/13702	0.39	1/18567 (0.0%)
9	G	0.08	0/1810	0.21	0/2821
10	LB	0.11	0/3307	0.37	0/4424
11	LC	0.12	0/2981	0.42	0/4002
12	LD	0.11	0/2428	0.38	0/3252
13	LE	0.13	0/1799	0.41	0/2414
14	LF	0.11	0/1905	0.40	0/2539
15	LG	0.12	0/1960	0.41	0/2637
16	LH	0.11	0/1537	0.37	0/2066
17	LI	0.12	0/1750	0.41	0/2340
18	LJ	0.11	0/1424	0.41	0/1904
19	LL	0.14	0/1604	0.49	0/2149
20	LM	0.10	0/1142	0.37	0/1527
21	LN	0.13	0/1746	0.46	0/2338
22	LO	0.12	0/1682	0.41	0/2250
23	LP	0.11	0/1268	0.40	0/1701
24	LQ	0.14	0/1537	0.48	0/2052
25	LR	0.13	0/1310	0.48	0/1734
26	LS	0.14	0/1493	0.44	0/2003
27	LT	0.14	0/1326	0.44	0/1770
28	LU	0.16	0/839	0.47	0/1126
29	LV	0.11	0/993	0.39	0/1332
30	LW	0.11	0/532	0.40	0/708
31	LX	0.12	0/984	0.42	0/1323
32	LY	0.13	0/1132	0.45	0/1504

Mol	Chain	Bond lengths		Bond angles	
		RMSZ	# Z >5	RMSZ	# Z >5
33	LZ	0.13	0/1130	0.41	0/1507
34	La	0.12	0/1191	0.42	0/1591
35	Lb	0.12	0/889	0.44	0/1175
36	Lc	0.11	0/774	0.34	0/1038
37	Ld	0.13	0/903	0.44	0/1216
38	Le	0.13	0/1071	0.46	0/1429
39	Lf	0.12	0/895	0.43	0/1198
40	Lg	0.13	0/916	0.47	0/1220
41	Lh	0.12	0/1023	0.43	0/1351
42	Li	0.12	0/843	0.46	0/1115
43	Lj	0.13	0/720	0.47	0/952
44	Lk	0.13	0/575	0.39	0/761
45	Ll	0.14	0/454	0.50	0/599
46	Lm	0.13	0/435	0.47	0/575
47	Lo	0.12	0/877	0.40	0/1156
48	Lp	0.10	0/718	0.37	0/953
49	Lr	0.13	0/1017	0.45	0/1364
50	Lz	0.12	0/1772	0.40	0/2375
51	Z	0.19	0/6010	0.42	0/8115
52	a	0.13	0/1936	0.44	0/2596
53	s	0.15	0/1569	0.42	1/2119 (0.0%)
54	t	0.14	0/1081	0.46	0/1460
All	All	0.11	0/180778	0.32	3/262817 (0.0%)

Chiral center outliers are detected by calculating the chiral volume of a chiral center and verifying if the center is modelled as a planar moiety or with the opposite hand. A planarity outlier is detected by checking planarity of atoms in a peptide group, atoms in a mainchain group or atoms of a sidechain that are expected to be planar.

Mol	Chain	#Chirality outliers	#Planarity outliers
51	Z	0	2

There are no bond length outliers.

All (3) bond angle outliers are listed below:

Mol	Chain	Res	Type	Atoms	Z	Observed(°)	Ideal(°)
4	B	470	PRO	N-CA-C	-6.77	103.79	113.47
53	s	108	PRO	CA-N-CD	-5.96	103.66	112.00
8	F	734	PRO	CA-N-CD	-5.89	103.75	112.00

There are no chirality outliers.

All (2) planarity outliers are listed below:

Mol	Chain	Res	Type	Group
51	Z	185	ARG	Sidechain
51	Z	791	ARG	Sidechain

5.2 Too-close contacts [i](#)

In the following table, the Non-H and H(model) columns list the number of non-hydrogen atoms and hydrogen atoms in the chain respectively. The H(added) column lists the number of hydrogen atoms added and optimized by MolProbity. The Clashes column lists the number of clashes within the asymmetric unit, whereas Symm-Clashes lists symmetry-related clashes.

Mol	Chain	Non-H	H(model)	H(added)	Clashes	Symm-Clashes
1	5	75663	0	38217	887	0
2	7	2561	0	1295	24	0
3	8	3152	0	1601	33	0
4	B	3234	0	3287	48	0
5	C	1547	0	1543	12	0
6	D	588	0	616	0	0
7	E	5251	0	5358	73	0
8	F	13415	0	13576	248	0
9	G	1622	0	820	20	0
10	LB	3239	0	3376	41	0
11	LC	2927	0	3104	27	0
12	LD	2382	0	2410	26	0
13	LE	1765	0	1917	21	0
14	LF	1870	0	1996	15	0
15	LG	1927	0	2074	16	0
16	LH	1518	0	1601	11	0
17	LI	1710	0	1748	23	0
18	LJ	1401	0	1428	10	0
19	LL	1573	0	1681	16	0
20	LM	1120	0	1187	16	0
21	LN	1701	0	1749	25	0
22	LO	1650	0	1794	12	0
23	LP	1242	0	1269	9	0
24	LQ	1513	0	1628	19	0
25	LR	1294	0	1434	14	0
26	LS	1453	0	1490	15	0
27	LT	1298	0	1366	26	0
28	LU	825	0	850	18	0
29	LV	979	0	1039	12	0
30	LW	519	0	533	4	0

Continued on next page...

Continued from previous page...

Mol	Chain	Non-H	H(model)	H(added)	Clashes	Symm-Clashes
31	LX	967	0	1040	14	0
32	LY	1115	0	1205	12	0
33	LZ	1107	0	1182	18	0
34	La	1162	0	1213	22	0
35	Lb	876	0	948	17	0
36	Lc	764	0	804	8	0
37	Ld	888	0	930	9	0
38	Le	1053	0	1147	15	0
39	Lf	876	0	912	12	0
40	Lg	906	0	998	9	0
41	Lh	1015	0	1148	6	0
42	Li	832	0	917	8	0
43	Lj	705	0	737	11	0
44	Lk	569	0	637	3	0
45	Ll	444	0	483	10	0
46	Lm	429	0	465	12	0
47	Lo	863	0	929	5	0
48	Lp	708	0	756	10	0
49	Lr	1002	0	1068	8	0
50	Lz	1744	0	1859	31	0
51	Z	5891	0	5986	106	0
52	a	1898	0	1993	34	0
53	s	1545	0	1599	33	0
54	t	1068	0	1113	23	0
55	A	35	0	10	0	0
56	5	205	0	0	0	0
56	7	2	0	0	0	0
56	8	5	0	0	0	0
56	LI	1	0	0	0	0
56	LP	1	0	0	0	0
56	LV	1	0	0	0	0
56	Le	1	0	0	0	0
56	Lf	1	0	0	0	0
56	Lg	1	0	0	0	0
56	Lj	1	0	0	0	0
57	Lg	1	0	0	0	0
57	Lj	1	0	0	0	0
57	Lm	1	0	0	0	0
57	Lo	1	0	0	0	0
57	Lp	1	0	0	0	0
All	All	169625	0	132066	1852	0

The all-atom clashscore is defined as the number of clashes found per 1000 atoms (including

hydrogen atoms). The all-atom clashscore for this structure is 6.

All (1852) close contacts within the same asymmetric unit are listed below, sorted by their clash magnitude.

Atom-1	Atom-2	Interatomic distance (Å)	Clash overlap (Å)
1:5:2520:C:O2	1:5:2640:G:N2	2.14	0.80
8:F:286:ILE:HD12	8:F:287:PRO:HD2	1.65	0.78
1:5:1293:G:OP2	1:5:1293:G:N2	2.16	0.78
51:Z:350:LEU:O	51:Z:354:ASN:ND2	2.17	0.78
26:LS:69:GLU:OE1	26:LS:102:THR:N	2.16	0.78
9:G:54:U:O2	9:G:58:A:N7	2.17	0.77
51:Z:784:LEU:HD13	51:Z:787:LEU:HB2	1.67	0.77
1:5:3653:A:O2'	52:a:179:ILE:O	2.03	0.77
1:5:3776:G:N2	1:5:3776:G:OP2	2.19	0.76
1:5:3809:G:N2	1:5:3809:G:OP2	2.18	0.75
1:5:941:C:OP2	14:LF:242:ARG:NH2	2.20	0.75
8:F:110:PHE:HA	8:F:113:ILE:HG22	1.69	0.75
7:E:574:LEU:HA	7:E:578:CYS:HB3	1.66	0.75
1:5:1845:U:H5''	35:Lb:25:ARG:HH12	1.52	0.74
8:F:1644:ILE:HG13	8:F:1669:VAL:HG21	1.69	0.74
11:LC:287:THR:HG21	49:Lr:5:LEU:HB2	1.69	0.74
7:E:207:ILE:HD11	7:E:217:LEU:HG	1.68	0.74
29:LV:71:GLU:OE1	29:LV:71:GLU:N	2.20	0.74
1:5:4115:G:N2	1:5:4115:G:OP2	2.20	0.74
24:LQ:94:GLU:N	24:LQ:94:GLU:OE1	2.21	0.73
1:5:1172:C:H3'	1:5:1173:G:H21	1.53	0.73
8:F:1632:THR:HG23	8:F:1634:GLU:HG2	1.70	0.73
1:5:1332:C:H2'	1:5:1333:A:H8	1.54	0.73
1:5:2845:A:H61	1:5:3843:C:H42	1.35	0.73
1:5:3641:U:OP2	1:5:3646:A:N6	2.22	0.73
1:5:3697:U:H5''	1:5:3698:G:H5'	1.71	0.73
2:7:51:G:H21	18:LJ:12:MET:HE1	1.52	0.73
3:8:110:U:OP2	45:Ll:8:ARG:NH1	2.22	0.73
1:5:1984:A:N7	1:5:2010:A:O2'	2.22	0.72
1:5:1750:G:N2	17:LI:193:ASP:OD1	2.22	0.72
1:5:74:G:H5'	19:LL:59:VAL:HB	1.71	0.72
4:B:401:MET:N	4:B:401:MET:SD	2.62	0.71
51:Z:349:GLU:HG2	51:Z:353:MET:HE1	1.72	0.71
1:5:1494:U:H2'	1:5:1495:G:H8	1.55	0.71
4:B:469:GLU:HB3	4:B:470:PRO:HD3	1.71	0.71
8:F:586:ARG:HD2	8:F:590:LEU:HD12	1.73	0.71
1:5:4052:C:O2	50:Lz:207:LYS:NZ	2.23	0.71
8:F:1228:LEU:HA	8:F:1231:PHE:HB3	1.73	0.70

Continued on next page...

Continued from previous page...

Atom-1	Atom-2	Interatomic distance (Å)	Clash overlap (Å)
1:5:1878:G:OP2	35:Lb:14:ARG:NH1	2.24	0.70
1:5:235:A:OP1	11:LC:201:ARG:NH1	2.25	0.70
1:5:67:C:OP2	1:5:312:G:N2	2.25	0.70
1:5:4620:U:OP2	1:5:4670:C:N4	2.23	0.70
1:5:308:G:N2	1:5:308:G:OP2	2.21	0.70
1:5:2431:A:OP1	45:Ll:41:ARG:NH1	2.25	0.69
7:E:699:HIS:ND1	7:E:699:HIS:O	2.26	0.69
2:7:27:G:N7	12:LD:58:ARG:NH1	2.40	0.69
8:F:1064:LEU:HD13	8:F:1067:LEU:HD12	1.75	0.69
1:5:1985:G:N2	1:5:2003:G:O2'	2.25	0.69
1:5:2407:G:N2	1:5:2407:G:OP2	2.26	0.69
1:5:4454:G:H1	1:5:4526:U:H3	1.39	0.69
7:E:739:LEU:HD13	51:Z:778:PRO:HG3	1.75	0.69
1:5:2601:A:N6	1:5:2744:A:OP2	2.26	0.68
8:F:69:LEU:HD11	8:F:102:VAL:HG23	1.74	0.68
8:F:191:THR:HG23	8:F:250:LYS:HE3	1.74	0.68
1:5:454:U:O2	38:Le:5:ARG:NH1	2.26	0.68
1:5:2296:G:O2'	11:LC:242:PRO:O	2.12	0.68
4:B:224:LEU:HD13	4:B:227:LEU:HD12	1.75	0.68
44:Lk:51:GLU:N	44:Lk:51:GLU:OE1	2.27	0.68
51:Z:1:MET:HE2	51:Z:1:MET:HA	1.74	0.68
1:5:3774:A:H2'	1:5:3775:A:C8	2.29	0.67
8:F:750:ASP:O	8:F:754:ASN:ND2	2.26	0.67
54:t:146:ARG:NE	54:t:147:HIS:H	1.92	0.67
1:5:1555:G:O6	48:Lp:4:ARG:NH1	2.28	0.67
23:LP:140:MET:HA	23:LP:140:MET:HE3	1.77	0.67
1:5:4527:G:N2	1:5:4527:G:OP2	2.27	0.67
4:B:391:GLN:O	50:Lz:1:MET:N	2.27	0.67
28:LU:108:GLU:OE1	28:LU:108:GLU:N	2.27	0.67
1:5:1645:C:OP1	11:LC:80:ARG:NH2	2.28	0.67
1:5:4047:A:OP1	50:Lz:101:LYS:NZ	2.27	0.67
8:F:631:LYS:HA	8:F:631:LYS:HE2	1.77	0.67
8:F:1434:PRO:HD2	8:F:1439:MET:HE1	1.77	0.67
51:Z:651:MET:HE2	51:Z:651:MET:HA	1.76	0.67
1:5:4472:G:O2'	46:Lm:100:TYR:O	2.13	0.66
7:E:709:VAL:HA	7:E:712:ILE:HG12	1.78	0.66
8:F:272:ARG:NH1	8:F:309:ASP:OD2	2.28	0.66
8:F:1035:GLN:HB3	8:F:1087:LEU:HD22	1.76	0.66
1:5:75:G:O2'	19:LL:101:ARG:NH2	2.28	0.66
1:5:4670:C:O2'	1:5:4672:A:OP2	2.13	0.66
51:Z:70:MET:H	51:Z:70:MET:HE2	1.59	0.66

Continued on next page...

Continued from previous page...

Atom-1	Atom-2	Interatomic distance (Å)	Clash overlap (Å)
1:5:2660:A:OP1	25:LR:117:ARG:NH1	2.26	0.66
1:5:3700:C:O2'	1:5:3774:A:N3	2.24	0.66
8:F:1580:ARG:NH2	8:F:1657:PRO:O	2.28	0.66
1:5:1516:G:O2'	19:LL:18:TRP:NE1	2.29	0.66
8:F:662:LEU:HG	8:F:666:LEU:HD22	1.77	0.66
1:5:2262:G:OP2	49:Lr:98:ARG:NH2	2.28	0.66
1:5:3659:G:OP1	52:a:241:ARG:NH2	2.29	0.66
8:F:1439:MET:HA	8:F:1442:LEU:HB2	1.76	0.66
27:LT:43:LYS:O	27:LT:58:HIS:ND1	2.29	0.66
1:5:2580:U:HO2'	33:LZ:79:HIS:HD1	1.42	0.65
8:F:1389:LEU:HD22	8:F:1401:VAL:HG11	1.78	0.65
38:Le:90:MET:HE2	38:Le:90:MET:HA	1.79	0.65
51:Z:101:PHE:HB3	51:Z:103:PHE:HE1	1.60	0.65
16:LH:107:GLU:OE1	16:LH:127:ARG:NH2	2.30	0.65
24:LQ:50:ARG:HA	24:LQ:53:MET:HG3	1.78	0.65
51:Z:53:GLU:OE1	51:Z:57:ARG:NH2	2.29	0.65
1:5:1982:G:N2	1:5:2010:A:OP1	2.29	0.65
1:5:1326:A:OP2	1:5:4445:U:O2'	2.13	0.65
8:F:358:VAL:HG23	8:F:359:ILE:HG12	1.78	0.65
9:G:57:G:N2	9:G:60:U:O4	2.29	0.65
1:5:4313:A:OP1	27:LT:92:ARG:NH2	2.30	0.64
1:5:4954:G:H2'	1:5:4955:A:C8	2.32	0.64
54:t:15:LEU:HD21	54:t:28:LEU:HD11	1.77	0.64
1:5:1697:G:N2	1:5:2084:C:OP1	2.30	0.64
8:F:1650:ILE:HG12	8:F:1663:VAL:HG12	1.80	0.64
28:LU:23:LEU:HB2	28:LU:70:ILE:HB	1.79	0.64
28:LU:64:GLU:N	28:LU:64:GLU:OE1	2.31	0.64
1:5:454:U:H1'	38:Le:5:ARG:HH22	1.63	0.64
8:F:116:ASP:O	8:F:223:ARG:NH2	2.31	0.64
22:LO:109:PRO:HB2	22:LO:111:PRO:HD2	1.77	0.64
1:5:3689:G:O2'	1:5:3818:U:OP2	2.16	0.64
8:F:1172:ASN:ND2	8:F:1223:GLU:O	2.29	0.64
31:LX:82:THR:HG22	31:LX:155:ILE:HG23	1.80	0.64
1:5:1670:G:OP1	35:Lb:12:GLN:NE2	2.31	0.64
1:5:3962:A:N6	1:5:3965:A:O2'	2.29	0.64
1:5:1890:G:N2	1:5:1890:G:OP2	2.31	0.64
1:5:4165:C:OP1	15:LG:245:LYS:NZ	2.31	0.64
8:F:249:GLU:OE1	8:F:249:GLU:N	2.28	0.64
1:5:200:U:O2'	32:LY:59:ARG:NH1	2.31	0.64
26:LS:71:SER:O	26:LS:76:LYS:NZ	2.30	0.64
1:5:4122:G:N1	40:Lg:98:GLU:OE2	2.31	0.63

Continued on next page...

Continued from previous page...

Atom-1	Atom-2	Interatomic distance (Å)	Clash overlap (Å)
1:5:4546:A:N7	52:a:215:ASN:ND2	2.45	0.63
51:Z:400:LYS:NZ	51:Z:407:THR:OG1	2.32	0.63
1:5:1933:G:H2'	1:5:1934:A:C8	2.32	0.63
1:5:2522:G:OP1	40:Lg:29:ARG:NH2	2.31	0.63
8:F:116:ASP:O	8:F:122:ARG:NH1	2.31	0.63
8:F:470:LYS:HD2	8:F:483:LEU:HD13	1.81	0.63
41:Lh:15:GLU:OE1	41:Lh:15:GLU:N	2.26	0.63
1:5:3823:G:N2	1:5:3823:G:OP2	2.31	0.63
7:E:46:GLU:N	7:E:46:GLU:OE1	2.31	0.63
1:5:62:A:N3	1:5:77:U:O2'	2.26	0.63
1:5:2520:C:H2'	1:5:2521:G:H8	1.64	0.63
16:LH:137:SER:HB3	16:LH:143:GLU:HB3	1.79	0.63
1:5:369:G:N2	1:5:372:A:OP2	2.27	0.63
8:F:432:MET:O	8:F:432:MET:HE3	1.98	0.63
1:5:4220:A:OP2	27:LT:2:THR:N	2.31	0.63
25:LR:108:ARG:HH21	25:LR:108:ARG:HG3	1.64	0.63
27:LT:137:GLU:OE1	27:LT:137:GLU:N	2.24	0.63
8:F:145:LYS:HA	8:F:148:MET:HE1	1.81	0.63
1:5:4563:U:H2'	1:5:4564:A:H8	1.63	0.62
7:E:692:LEU:HD13	7:E:783:VAL:HG11	1.81	0.62
1:5:419:A:N3	1:5:1332:C:O2'	2.30	0.62
7:E:131:LEU:HG	7:E:179:THR:HG22	1.79	0.62
7:E:377:ARG:HA	7:E:380:MET:HB2	1.82	0.62
9:G:17:C:O2	9:G:57:G:N2	2.33	0.62
13:LE:153:LEU:HD11	13:LE:195:ILE:HG13	1.80	0.62
42:Li:34:THR:HG22	42:Li:37:THR:H	1.63	0.62
1:5:2257:C:O2'	1:5:2259:G:OP2	2.13	0.62
8:F:1409:MET:HA	8:F:1412:LEU:HG	1.80	0.62
51:Z:97:ARG:HB3	51:Z:116:LEU:HB3	1.81	0.62
41:Lh:87:LYS:HB3	41:Lh:91:MET:HE2	1.81	0.62
1:5:4617:G:OP2	10:LB:358:ARG:NH1	2.33	0.62
2:7:48:G:OP1	12:LD:226:TYR:OH	2.15	0.62
1:5:4392:G:N2	1:5:4395:U:O2	2.31	0.62
1:5:1802:A:H5''	1:5:1803:G:H5'	1.80	0.62
1:5:2318:G:N2	1:5:2321:G:OP2	2.24	0.62
1:5:4474:A:OP2	1:5:4476:C:N4	2.32	0.62
54:t:133:LEU:HB3	54:t:148:PRO:HB3	1.81	0.62
1:5:1517:G:H22	11:LC:103:ALA:HA	1.65	0.61
1:5:1739:G:N3	1:5:1742:A:N6	2.48	0.61
1:5:1866:U:OP1	17:LI:4:ARG:NH2	2.25	0.61
1:5:2324:C:O2'	38:Le:98:GLU:OE1	2.17	0.61

Continued on next page...

Continued from previous page...

Atom-1	Atom-2	Interatomic distance (Å)	Clash overlap (Å)
4:B:440:LYS:O	4:B:444:SER:N	2.33	0.61
27:LT:68:THR:HG22	27:LT:69:GLN:H	1.65	0.61
51:Z:1016:THR:O	51:Z:1064:LYS:N	2.31	0.61
1:5:4566:U:O2'	10:LB:234:ARG:NH2	2.32	0.61
50:Lz:139:THR:OG1	50:Lz:141:ASN:OD1	2.17	0.61
1:5:1961:G:N2	1:5:2024:G:O2'	2.32	0.61
1:5:2588:C:OP1	1:5:2768:C:O2'	2.18	0.61
1:5:4524:G:C2	10:LB:252:ALA:HB1	2.35	0.61
50:Lz:48:ARG:NH2	50:Lz:160:LYS:O	2.33	0.61
1:5:2777:G:H5'	1:5:2778:G:H5'	1.81	0.61
1:5:4522:G:O2'	1:5:4525:C:OP2	2.18	0.61
1:5:4044:U:OP1	50:Lz:98:LYS:NZ	2.32	0.61
1:5:1930:U:OP2	22:LO:49:ARG:NH2	2.31	0.61
1:5:4272:G:OP2	1:5:4272:G:N2	2.23	0.61
48:Lp:79:VAL:HG22	52:a:112:ILE:HD13	1.81	0.61
1:5:2411:C:H2'	1:5:2412:A:H8	1.66	0.60
21:LN:193:ARG:O	21:LN:197:THR:OG1	2.18	0.60
1:5:323:C:H2'	1:5:324:A:H8	1.67	0.60
1:5:1779:U:H2'	1:5:1780:A:C8	2.36	0.60
15:LG:134:PRO:HB3	15:LG:206:GLN:HG3	1.83	0.60
28:LU:56:LEU:HD12	28:LU:61:VAL:HB	1.83	0.60
51:Z:27:ASN:O	51:Z:79:ARG:NH1	2.34	0.60
13:LE:99:ASP:OD1	13:LE:99:ASP:N	2.35	0.60
1:5:1332:C:H2'	1:5:1333:A:C8	2.37	0.60
8:F:425:GLY:N	8:F:430:GLU:OE2	2.34	0.60
8:F:732:VAL:HG22	8:F:735:TRP:HB3	1.82	0.60
1:5:1268:G:N7	35:Lb:111:ARG:NH1	2.49	0.60
8:F:1461:ILE:HD11	8:F:1521:PRO:HA	1.83	0.60
17:LI:14:ASN:O	17:LI:128:ARG:NH1	2.34	0.60
1:5:2562:G:N2	1:5:2565:A:OP2	2.35	0.60
1:5:2702:C:O3'	28:LU:113:ARG:NH1	2.35	0.60
1:5:3848:U:H2'	1:5:3849:A:H8	1.67	0.60
7:E:155:GLN:N	7:E:155:GLN:OE1	2.35	0.60
8:F:224:VAL:O	8:F:228:SER:OG	2.19	0.60
11:LC:144:ILE:HD13	11:LC:150:LEU:HD13	1.84	0.60
4:B:158:ARG:NH1	4:B:444:SER:OG	2.35	0.60
51:Z:1031:ASN:HA	51:Z:1034:MET:HE2	1.82	0.60
1:5:24:G:N7	43:Lj:46:LYS:NZ	2.50	0.60
1:5:4094:G:H2'	1:5:4095:G:C8	2.36	0.60
1:5:4541:G:N2	1:5:4544:A:OP2	2.29	0.60
1:5:947:C:OP1	11:LC:336:ARG:NH2	2.35	0.59

Continued on next page...

Continued from previous page...

Atom-1	Atom-2	Interatomic distance (Å)	Clash overlap (Å)
7:E:507:LYS:NZ	7:E:507:LYS:O	2.35	0.59
8:F:1274:ALA:HB1	8:F:1342:MET:HE3	1.84	0.59
9:G:62:C:H2'	9:G:63:G:C8	2.36	0.59
24:LQ:6:ARG:NH1	35:Lb:18:ARG:O	2.35	0.59
53:s:106:LYS:HD3	53:s:107:VAL:H	1.66	0.59
3:8:67:U:H2'	3:8:68:G:H8	1.67	0.59
28:LU:17:GLN:HB3	28:LU:19:LEU:HD13	1.83	0.59
46:Lm:79:GLU:HB2	46:Lm:82:LEU:H	1.66	0.59
51:Z:40:ARG:NH1	51:Z:41:LEU:O	2.35	0.59
51:Z:97:ARG:HE	51:Z:117:TYR:HB3	1.66	0.59
1:5:1283:G:N1	1:5:2076:G:OP1	2.35	0.59
8:F:1029:GLU:OE2	8:F:1080:ARG:NH2	2.35	0.59
1:5:4301:U:OP1	27:LT:78:LYS:NZ	2.34	0.59
1:5:2735:G:H2'	1:5:2736:G:H8	1.66	0.59
1:5:1554:A:OP2	48:Lp:4:ARG:NH2	2.34	0.59
1:5:1646:A:O2'	43:Lj:49:TRP:O	2.21	0.59
50:Lz:65:VAL:HG12	50:Lz:109:ALA:HB3	1.85	0.59
51:Z:546:ASP:OD1	51:Z:547:GLN:N	2.35	0.59
1:5:2845:A:H61	1:5:3843:C:N4	1.99	0.59
1:5:4467:A:O2'	1:5:4510:A:N3	2.28	0.59
8:F:409:ILE:HG12	8:F:456:LEU:HD12	1.85	0.59
14:LF:105:VAL:HG13	14:LF:136:VAL:HG23	1.85	0.59
29:LV:43:LYS:HG3	29:LV:60:MET:HG2	1.84	0.59
1:5:1315:C:N4	1:5:1316:G:O6	2.35	0.59
8:F:915:ASN:OD1	8:F:916:SER:N	2.36	0.59
50:Lz:10:LEU:HD21	50:Lz:183:ILE:HB	1.85	0.59
51:Z:986:GLN:NE2	51:Z:1008:ASN:O	2.36	0.59
1:5:4694:G:N2	1:5:4694:G:OP1	2.32	0.59
12:LD:217:ASP:N	12:LD:217:ASP:OD1	2.35	0.59
2:7:7:G:OP1	12:LD:33:ARG:NH2	2.33	0.58
53:s:55:MET:N	53:s:55:MET:HE3	2.18	0.58
1:5:3661:G:N7	52:a:152:SER:OG	2.37	0.58
1:5:4699:U:H1'	1:5:4700:A:H5''	1.84	0.58
8:F:164:PHE:O	8:F:168:ASP:N	2.34	0.58
27:LT:80:VAL:HG23	27:LT:81:LYS:H	1.69	0.58
1:5:1613:A:H5'	52:a:183:GLY:HA2	1.85	0.58
1:5:4238:G:H2'	1:5:4239:A:H8	1.69	0.58
1:5:4364:G:H1'	34:La:58:MET:HE3	1.85	0.58
8:F:290:MET:HE2	8:F:327:ILE:HD11	1.85	0.58
27:LT:147:GLU:OE1	27:LT:147:GLU:N	2.36	0.58
1:5:130:C:N4	1:5:131:C:N4	2.52	0.58

Continued on next page...

Continued from previous page...

Atom-1	Atom-2	Interatomic distance (Å)	Clash overlap (Å)
1:5:327:U:O2'	42:Li:30:ARG:NH2	2.35	0.58
1:5:4996:C:H4'	37:Ld:26:THR:HG23	1.85	0.58
7:E:545:SER:O	7:E:549:ASN:ND2	2.36	0.58
8:F:1307:TRP:HA	8:F:1311:PHE:HB2	1.85	0.58
8:F:1639:TYR:OH	8:F:1706:ASP:OD1	2.20	0.58
1:5:2579:G:N2	1:5:2582:A:OP2	2.25	0.58
2:7:99:G:N7	26:LS:55:LYS:NZ	2.51	0.58
8:F:705:LEU:HA	8:F:709:ASP:HB2	1.85	0.58
1:5:956:A:H1'	1:5:2076:G:H5''	1.85	0.58
1:5:2413:U:H2'	1:5:2414:G:H8	1.69	0.58
1:5:4274:A:H2'	1:5:4275:G:H8	1.68	0.58
32:LY:37:GLU:N	32:LY:37:GLU:OE1	2.33	0.58
51:Z:43:LYS:HG3	51:Z:44:PRO:HD2	1.84	0.58
1:5:4567:G:H5'	10:LB:20:LYS:HB3	1.86	0.58
9:G:62:C:H2'	9:G:63:G:H8	1.67	0.58
42:Li:51:ALA:HB3	42:Li:54:GLU:HG3	1.85	0.58
8:F:103:LEU:HD21	8:F:136:VAL:HG11	1.86	0.58
1:5:1577:G:O2'	1:5:1612:G:H4'	2.04	0.57
8:F:696:MET:SD	8:F:696:MET:N	2.77	0.57
8:F:1282:CYS:HB3	8:F:1349:THR:HA	1.86	0.57
1:5:45:U:O4	21:LN:83:LYS:NZ	2.36	0.57
1:5:1988:G:H2'	1:5:1989:G:C8	2.39	0.57
1:5:4431:U:OP2	17:LI:3:ARG:NH1	2.37	0.57
46:Lm:77:ILE:HG23	46:Lm:78:ILE:HG13	1.86	0.57
1:5:85:G:O2'	1:5:97:G:O6	2.22	0.57
4:B:120:ARG:HH22	5:C:230:LEU:HD21	1.69	0.57
7:E:108:GLN:NE2	7:E:117:GLU:OE2	2.36	0.57
9:G:3:G:O6	9:G:71:C:N4	2.38	0.57
1:5:1279:A:O2'	1:5:1281:G:N7	2.37	0.57
1:5:2702:C:OP1	28:LU:101:ARG:NH1	2.35	0.57
1:5:3620:G:OP1	1:5:3622:C:N4	2.37	0.57
8:F:96:THR:HG22	8:F:100:LYS:HE2	1.86	0.57
51:Z:52:LEU:HA	51:Z:58:ILE:HG12	1.87	0.57
1:5:1732:C:H2'	1:5:1733:G:C8	2.40	0.57
34:La:39:HIS:O	34:La:42:ARG:N	2.37	0.57
51:Z:201:CYS:SG	51:Z:228:SER:OG	2.55	0.57
1:5:3873:G:H2'	1:5:3874:G:C8	2.39	0.57
21:LN:103:GLU:OE2	21:LN:118:SER:OG	2.23	0.57
1:5:1706:A:OP2	14:LF:46:ARG:NH1	2.29	0.57
1:5:4924:C:H1'	1:5:4926:C:H41	1.69	0.57
8:F:144:LEU:O	8:F:147:LEU:N	2.36	0.57

Continued on next page...

Continued from previous page...

Atom-1	Atom-2	Interatomic distance (Å)	Clash overlap (Å)
36:Lc:34:THR:HG23	36:Lc:95:ALA:HB2	1.87	0.57
3:8:51:U:O3'	45:Ll:21:ARG:NH1	2.38	0.57
1:5:1779:U:H2'	1:5:1780:A:H8	1.70	0.56
3:8:70:G:OP1	32:LY:118:ILE:HD11	2.05	0.56
35:Lb:101:HIS:O	35:Lb:109:ARG:NH1	2.38	0.56
36:Lc:31:TYR:OH	36:Lc:59:GLU:OE2	2.21	0.56
1:5:32:G:H21	1:5:50:C:H5	1.53	0.56
10:LB:246:ARG:O	10:LB:250:LYS:NZ	2.28	0.56
12:LD:136:ASP:OD1	12:LD:136:ASP:N	2.35	0.56
51:Z:36:THR:HA	51:Z:53:GLU:HA	1.87	0.56
53:s:106:LYS:HD2	53:s:184:SER:HB2	1.86	0.56
1:5:1460:C:H2'	1:5:1461:C:H6	1.70	0.56
1:5:3893:C:O2'	1:5:4979:A:N1	2.36	0.56
1:5:4327:C:OP1	27:LT:70:HIS:NE2	2.39	0.56
8:F:1545:GLU:O	8:F:1562:HIS:NE2	2.37	0.56
21:LN:46:ASP:OD1	21:LN:47:LYS:N	2.39	0.56
28:LU:111:GLU:OE2	28:LU:113:ARG:HD3	2.05	0.56
36:Lc:38:ILE:HG21	36:Lc:63:TYR:HB3	1.88	0.56
43:Lj:14:LYS:NZ	45:Ll:51:LEU:O	2.38	0.56
1:5:4883:C:N4	13:LE:181:LEU:O	2.34	0.56
3:8:19:C:H2'	3:8:20:A:H8	1.70	0.56
4:B:122:VAL:HA	4:B:126:ILE:HD12	1.88	0.56
8:F:47:TYR:HD1	8:F:108:ARG:HE	1.51	0.56
8:F:204:ASP:OD1	8:F:217:ARG:NH2	2.38	0.56
1:5:1604:G:H2'	1:5:1605:G:C8	2.40	0.56
8:F:1501:MET:C	8:F:1501:MET:HE3	2.31	0.56
54:t:129:ILE:O	54:t:133:LEU:HD12	2.05	0.56
1:5:2378:G:N2	1:5:2381:A:OP2	2.36	0.56
1:5:3855:C:H2'	1:5:3856:A:H8	1.71	0.56
1:5:4156:G:OP2	1:5:4157:A:O2'	2.21	0.56
37:Ld:19:GLU:HG3	37:Ld:102:LEU:HD11	1.88	0.56
1:5:1591:U:OP2	1:5:2856:C:O2'	2.24	0.56
8:F:749:ALA:HB1	8:F:799:ARG:HD2	1.86	0.56
34:La:95:THR:HG23	34:La:97:ALA:H	1.69	0.56
1:5:1457:G:O2'	24:LQ:75:ARG:NH1	2.36	0.56
1:5:2863:G:O2'	25:LR:82:LYS:O	2.21	0.56
10:LB:378:ARG:HG2	30:LW:32:LEU:HD21	1.86	0.56
10:LB:399:LYS:C	10:LB:399:LYS:HD2	2.30	0.56
22:LO:54:TYR:OH	22:LO:73:PHE:O	2.22	0.56
48:Lp:32:SER:OG	48:Lp:69:TRP:O	2.23	0.56
15:LG:101:LYS:NZ	15:LG:211:ASP:OD1	2.38	0.56

Continued on next page...

Continued from previous page...

Atom-1	Atom-2	Interatomic distance (Å)	Clash overlap (Å)
1:5:1970:A:H5'	1:5:1971:C:H5'	1.86	0.56
8:F:1629:ARG:HH22	8:F:1636:MET:HE1	1.70	0.56
9:G:1:G:H2'	9:G:2:G:H8	1.70	0.56
53:s:57:LYS:HB2	53:s:60:MET:HB2	1.88	0.56
1:5:1333:A:H2'	1:5:1334:A:H8	1.71	0.55
1:5:1734:G:N2	1:5:1735:U:O4	2.35	0.55
1:5:2295:C:H2'	1:5:2296:G:H8	1.70	0.55
1:5:2296:G:OP2	11:LC:190:ARG:NH1	2.37	0.55
1:5:2745:A:H2'	1:5:2746:A:H8	1.71	0.55
53:s:53:VAL:HG12	53:s:89:VAL:HG22	1.87	0.55
1:5:158:A:N1	1:5:276:C:O2'	2.31	0.55
1:5:1850:A:N3	1:5:2283:G:O2'	2.38	0.55
1:5:2089:G:O2'	11:LC:307:LYS:NZ	2.29	0.55
8:F:151:TRP:CD1	8:F:155:GLN:HE21	2.24	0.55
1:5:5047:C:O2'	1:5:5050:C:OP2	2.25	0.55
2:7:110:G:H2'	2:7:111:C:C6	2.41	0.55
8:F:1077:LEU:HD13	8:F:1091:ILE:HD13	1.88	0.55
1:5:1415:G:H2'	1:5:1416:G:C8	2.42	0.55
1:5:1523:A:N3	1:5:4389:C:O2'	2.35	0.55
1:5:1741:G:O6	2:7:103:A:O2'	2.20	0.55
1:5:4992:G:H2'	1:5:4993:G:C8	2.41	0.55
3:8:110:U:H5'	45:Ll:8:ARG:NH1	2.21	0.55
8:F:980:GLU:HB2	8:F:1215:PRO:HG2	1.88	0.55
53:s:28:PHE:HB2	53:s:89:VAL:HB	1.88	0.55
53:s:111:ALA:HA	53:s:183:PHE:HE2	1.71	0.55
1:5:4045:G:N2	1:5:4048:A:OP2	2.37	0.55
8:F:928:LEU:HD13	8:F:1010:ILE:HG21	1.89	0.55
1:5:36:U:OP1	1:5:1651:G:N2	2.39	0.55
1:5:2519:U:O2'	1:5:2530:U:O2	2.24	0.55
1:5:4594:U:H2'	1:5:4595:G:H8	1.71	0.55
1:5:4688:C:HO2'	16:LH:155:SER:HG	1.50	0.55
38:Le:90:MET:HG3	49:Lr:33:LYS:HA	1.89	0.55
1:5:93:G:H2'	1:5:94:A:C8	2.41	0.55
1:5:679:C:H2'	1:5:680:G:H8	1.72	0.55
1:5:2049:G:O2'	1:5:3884:U:O2'	2.25	0.55
1:5:3786:U:OP1	1:5:4550:G:O2'	2.21	0.55
2:7:37:G:O6	7:E:658:LYS:NZ	2.39	0.55
34:La:82:VAL:HG13	34:La:101:ILE:HG23	1.89	0.55
1:5:2459:G:N2	1:5:2462:C:OP2	2.39	0.55
51:Z:406:VAL:HG23	51:Z:465:LEU:HD11	1.88	0.55
1:5:178:C:H41	1:5:258:G:H21	1.55	0.55

Continued on next page...

Continued from previous page...

Atom-1	Atom-2	Interatomic distance (Å)	Clash overlap (Å)
1:5:4091:G:H2'	1:5:4092:G:H8	1.72	0.55
1:5:4239:A:H2'	1:5:4240:G:H8	1.71	0.55
1:5:4255:A:H61	9:G:20:U:H5	1.54	0.55
8:F:337:LYS:NZ	8:F:374:ILE:O	2.40	0.55
1:5:1273:G:N7	35:Lb:117:ARG:NH2	2.55	0.55
1:5:1786:A:O2'	1:5:1788:A:OP2	2.18	0.55
8:F:144:LEU:HB3	8:F:148:MET:SD	2.47	0.55
9:G:7:G:O2'	9:G:49:U:OP2	2.24	0.55
22:LO:61:ARG:HA	22:LO:70:PRO:HD2	1.89	0.55
34:La:75:LEU:HD22	34:La:117:LEU:HD11	1.89	0.55
1:5:1193:C:H3'	1:5:1194:G:H21	1.72	0.54
1:5:1351:G:O6	24:LQ:55:ARG:NH2	2.40	0.54
1:5:1461:C:H2'	1:5:1462:A:H8	1.71	0.54
1:5:1493:G:OP2	35:Lb:44:ARG:NH1	2.39	0.54
1:5:4343:U:O2'	47:Lo:31:ASP:OD1	2.25	0.54
15:LG:80:ILE:HG23	15:LG:164:ILE:HD13	1.89	0.54
9:G:40:G:O2'	9:G:41:G:O5'	2.25	0.54
14:LF:127:LYS:HB2	27:LT:133:ALA:HB3	1.89	0.54
54:t:16:ARG:NH2	54:t:59:THR:OG1	2.41	0.54
1:5:1474:C:H2'	1:5:1475:G:C8	2.42	0.54
1:5:3973:G:O2'	50:Lz:26:ARG:NH1	2.37	0.54
8:F:445:VAL:HG11	8:F:456:LEU:HD22	1.90	0.54
52:a:36:GLU:OE2	52:a:163:ARG:NH2	2.38	0.54
7:E:710:PRO:HD3	51:Z:777:TYR:HE2	1.73	0.54
10:LB:261:ARG:HB2	22:LO:64:THR:HG21	1.90	0.54
12:LD:223:PHE:HB3	12:LD:226:TYR:HB2	1.88	0.54
26:LS:127:MET:HE1	27:LT:155:PRO:HA	1.89	0.54
51:Z:653:PHE:HB2	51:Z:1015:LEU:HD11	1.89	0.54
1:5:676:C:H2'	1:5:677:G:H8	1.72	0.54
2:7:23:A:N3	2:7:118:C:O2'	2.34	0.54
4:B:431:ASP:HA	4:B:434:THR:HG22	1.89	0.54
5:C:291:ILE:HD11	7:E:56:TYR:CZ	2.42	0.54
35:Lb:55:LYS:HA	35:Lb:58:GLN:HE21	1.73	0.54
51:Z:29:VAL:HG22	51:Z:39:ILE:HD12	1.89	0.54
53:s:61:MET:O	53:s:65:ILE:HD13	2.06	0.54
1:5:1207:C:H2'	1:5:1208:G:H8	1.72	0.54
1:5:2386:U:H2'	1:5:2387:G:H8	1.72	0.54
1:5:4238:G:H2'	1:5:4239:A:C8	2.43	0.54
8:F:266:HIS:O	8:F:272:ARG:NH2	2.35	0.54
51:Z:1002:PRO:O	51:Z:1005:THR:OG1	2.24	0.54
1:5:1541:C:H5''	52:a:21:LYS:HG2	1.89	0.54

Continued on next page...

Continued from previous page...

Atom-1	Atom-2	Interatomic distance (Å)	Clash overlap (Å)
1:5:2845:A:N6	1:5:3843:C:H42	2.03	0.54
1:5:4094:G:H2'	1:5:4095:G:H8	1.72	0.54
1:5:4537:C:N4	1:5:4538:G:O6	2.41	0.54
1:5:4991:U:H2'	1:5:4992:G:H8	1.73	0.54
7:E:200:PRO:HG3	7:E:245:VAL:HG12	1.88	0.54
8:F:1280:LEU:HA	8:F:1283:ASP:HB2	1.90	0.54
8:F:1393:ARG:HH12	8:F:1469:GLU:HA	1.72	0.54
49:Lr:16:PHE:HB3	49:Lr:27:THR:H	1.73	0.54
51:Z:82:LEU:HD21	51:Z:124:LEU:HD13	1.90	0.54
1:5:1567:U:OP1	48:Lp:3:LYS:NZ	2.38	0.54
1:5:1802:A:HO2'	27:LT:108:ARG:HH12	1.54	0.54
1:5:4253:A:H5'	1:5:4254:G:C8	2.43	0.54
8:F:1086:THR:O	8:F:1089:SER:OG	2.26	0.54
8:F:1189:ILE:HA	8:F:1192:ILE:HD12	1.90	0.54
16:LH:44:GLU:OE2	20:LM:2:VAL:N	2.40	0.54
38:Le:81:ASN:N	38:Le:81:ASN:OD1	2.41	0.54
46:Lm:79:GLU:HG2	46:Lm:82:LEU:HD12	1.90	0.54
1:5:64:A:H1'	1:5:76:A:H1'	1.90	0.54
1:5:4088:C:H2'	1:5:4089:G:H8	1.72	0.54
4:B:435:GLU:O	4:B:439:GLN:N	2.41	0.54
5:C:255:GLU:OE1	5:C:257:THR:OG1	2.24	0.54
7:E:318:SER:OG	50:Lz:122:ARG:NH2	2.40	0.54
52:a:30:ARG:NH2	52:a:36:GLU:OE1	2.38	0.54
1:5:3769:C:H2'	1:5:3770:U:H6	1.74	0.53
1:5:4891:G:O6	1:5:4929:C:N4	2.41	0.53
8:F:226:THR:HG23	8:F:271:ILE:HD13	1.89	0.53
10:LB:156:TYR:O	10:LB:158:GLN:NE2	2.41	0.53
28:LU:61:VAL:HG22	28:LU:74:SER:HB2	1.90	0.53
37:Ld:93:ASN:ND2	37:Ld:100:ASN:O	2.39	0.53
1:5:1503:A:H4'	1:5:1504:G:H5'	1.90	0.53
1:5:2022:C:OP1	53:s:83:ARG:NH1	2.41	0.53
10:LB:369:ASP:OD1	10:LB:371:THR:OG1	2.27	0.53
50:Lz:67:VAL:HG21	50:Lz:144:MET:HE1	1.90	0.53
1:5:1996:C:H2'	1:5:1997:U:O4'	2.08	0.53
4:B:217:GLU:HG2	7:E:231:ARG:HH11	1.72	0.53
17:LI:182:GLU:H	17:LI:182:GLU:CD	2.17	0.53
1:5:7:C:H2'	1:5:8:U:C6	2.43	0.53
18:LJ:56:THR:OG1	18:LJ:64:ARG:N	2.41	0.53
1:5:152:U:OP2	21:LN:49:ARG:NH1	2.31	0.53
1:5:456:C:H2'	1:5:457:G:H8	1.73	0.53
1:5:2407:G:H2'	45:LI:13:LEU:HD22	1.90	0.53

Continued on next page...

Continued from previous page...

Atom-1	Atom-2	Interatomic distance (Å)	Clash overlap (Å)
1:5:2758:G:O2'	1:5:2765:A:N3	2.32	0.53
1:5:3672:G:OP2	1:5:3672:G:N2	2.38	0.53
8:F:393:LEU:HB2	8:F:408:VAL:HG11	1.90	0.53
48:Lp:26:VAL:HG21	52:a:180:LEU:HD11	1.90	0.53
1:5:1743:A:N1	1:5:1789:C:O2'	2.37	0.53
1:5:3799:A:N3	1:5:4506:C:O2'	2.36	0.53
7:E:775:LEU:HD23	7:E:775:LEU:H	1.73	0.53
8:F:928:LEU:HD13	8:F:1010:ILE:HD13	1.89	0.53
8:F:1027:ILE:HG12	8:F:1064:LEU:HD12	1.90	0.53
20:LM:118:MET:HG2	22:LO:192:TYR:CZ	2.43	0.53
1:5:433:A:C8	1:5:3867:A:H4'	2.44	0.53
1:5:3732:A:H2'	1:5:3733:A:C8	2.44	0.53
8:F:747:ASN:O	8:F:751:CYS:N	2.39	0.53
20:LM:11:ARG:NH2	20:LM:58:THR:O	2.42	0.53
1:5:2308:A:N3	3:8:19:C:O2'	2.40	0.53
1:5:4635:A:OP1	1:5:4636:U:O2'	2.27	0.53
1:5:4680:G:H2'	1:5:4681:A:C8	2.43	0.53
50:Lz:81:ASP:OD1	50:Lz:81:ASP:N	2.41	0.53
1:5:1761:G:O6	1:5:1771:U:O2	2.27	0.53
1:5:2080:U:H2'	1:5:2081:C:C6	2.43	0.53
1:5:2080:U:H2'	1:5:2081:C:H6	1.74	0.53
1:5:2309:G:O2'	3:8:18:U:O2	2.26	0.53
17:LI:66:GLU:OE1	17:LI:69:ARG:NH1	2.42	0.53
1:5:4239:A:H2'	1:5:4240:G:C8	2.44	0.53
3:8:102:G:OP2	3:8:104:A:O2'	2.20	0.53
23:LP:18:ARG:NH1	23:LP:147:GLU:OE1	2.42	0.53
51:Z:170:LEU:HD23	51:Z:222:ILE:HG23	1.90	0.53
1:5:1818:G:OP2	1:5:1818:G:N2	2.23	0.52
1:5:1991:A:O2'	1:5:1992:U:O4'	2.27	0.52
1:5:2302:C:O2'	38:Le:102:ASN:O	2.26	0.52
4:B:129:LEU:HD21	4:B:468:LEU:HD22	1.91	0.52
12:LD:64:ILE:HD13	12:LD:109:LEU:HD22	1.91	0.52
22:LO:81:TRP:HB2	22:LO:104:VAL:HG21	1.91	0.52
1:5:325:U:H2'	1:5:326:C:C6	2.45	0.52
1:5:2009:A:O2'	1:5:2010:A:OP1	2.26	0.52
1:5:4274:A:H2'	1:5:4275:G:C8	2.43	0.52
1:5:4924:C:H1'	1:5:4926:C:N4	2.24	0.52
4:B:216:CYS:O	7:E:231:ARG:NE	2.41	0.52
8:F:20:ARG:NH1	46:Lm:128:LYS:OXT	2.42	0.52
19:LL:80:GLU:OE2	19:LL:102:ARG:NH1	2.39	0.52
20:LM:46:ARG:O	20:LM:48:GLN:NE2	2.38	0.52

Continued on next page...

Continued from previous page...

Atom-1	Atom-2	Interatomic distance (Å)	Clash overlap (Å)
39:Lf:33:VAL:HG13	39:Lf:38:GLU:HB2	1.91	0.52
1:5:1847:C:H2'	1:5:1848:C:C6	2.44	0.52
1:5:2516:G:O2'	40:Lg:62:LYS:NZ	2.41	0.52
1:5:3610:A:H2'	1:5:3611:A:H8	1.75	0.52
1:5:3871:A:H2'	1:5:3872:A:C8	2.43	0.52
1:5:4642:U:H2'	1:5:4643:G:H8	1.75	0.52
1:5:4691:A:H5'	16:LH:71:ARG:HH21	1.75	0.52
7:E:50:THR:OG1	7:E:87:ASN:O	2.19	0.52
8:F:290:MET:O	8:F:290:MET:HE3	2.08	0.52
8:F:1641:ILE:HG23	8:F:1642:GLU:H	1.75	0.52
50:Lz:207:LYS:HB3	50:Lz:213:PRO:HA	1.90	0.52
51:Z:651:MET:HB3	51:Z:1015:LEU:HB2	1.90	0.52
1:5:1845:U:H5'	35:Lb:25:ARG:HH22	1.74	0.52
1:5:2875:C:OP1	48:Lp:23:ARG:NH1	2.42	0.52
4:B:125:GLU:HA	5:C:265:ARG:HH22	1.74	0.52
8:F:305:ILE:HA	8:F:316:LEU:HD11	1.91	0.52
8:F:954:TRP:HA	8:F:957:MET:HE2	1.90	0.52
20:LM:55:MET:O	26:LS:157:ARG:NH1	2.42	0.52
39:Lf:35:ALA:HB3	39:Lf:38:GLU:HG3	1.91	0.52
50:Lz:6:SER:OG	50:Lz:9:THR:OG1	2.26	0.52
1:5:1494:U:H2'	1:5:1495:G:C8	2.41	0.52
1:5:2520:C:H2'	1:5:2521:G:C8	2.44	0.52
1:5:2539:C:H2'	1:5:2540:C:C6	2.44	0.52
1:5:2568:C:H2'	1:5:2569:G:H8	1.75	0.52
1:5:4569:U:OP1	1:5:4982:A:O2'	2.23	0.52
3:8:19:C:H2'	3:8:20:A:C8	2.44	0.52
21:LN:104:GLU:HG2	21:LN:161:MET:HG2	1.90	0.52
51:Z:184:LYS:HB2	51:Z:195:PRO:HB3	1.91	0.52
1:5:267:G:H2'	1:5:268:G:H8	1.75	0.52
1:5:1503:A:H1'	1:5:1504:G:C8	2.44	0.52
1:5:1669:A:N3	1:5:1852:U:O2'	2.39	0.52
1:5:1818:G:O2'	1:5:1820:C:OP2	2.19	0.52
1:5:2878:G:OP2	1:5:2879:A:O2'	2.25	0.52
1:5:4208:U:OP2	27:LT:4:THR:OG1	2.24	0.52
4:B:362:ILE:HD11	7:E:193:LEU:HD12	1.91	0.52
1:5:223:G:O2'	1:5:225:G:OP2	2.26	0.52
1:5:425:U:H2'	1:5:426:A:H8	1.74	0.52
1:5:704:C:H42	1:5:707:C:H5	1.57	0.52
1:5:1317:U:H2'	1:5:1318:C:C6	2.45	0.52
1:5:1749:A:H2'	1:5:1750:G:C8	2.45	0.52
1:5:2094:G:N2	1:5:2095:A:H2'	2.25	0.52

Continued on next page...

Continued from previous page...

Atom-1	Atom-2	Interatomic distance (Å)	Clash overlap (Å)
1:5:2830:G:H2'	1:5:2831:G:H8	1.75	0.52
1:5:4336:A:H5''	1:5:4337:C:H5'	1.92	0.52
8:F:464:LEU:HD11	8:F:490:PHE:HE2	1.74	0.52
29:LV:99:GLU:HG3	30:LW:23:ARG:HA	1.92	0.52
1:5:982:U:H2'	1:5:983:C:C6	2.44	0.52
1:5:1802:A:N3	27:LT:130:ARG:NH1	2.53	0.52
1:5:5057:C:H2'	1:5:5058:A:C8	2.45	0.52
8:F:501:LYS:HZ3	8:F:511:SER:HB3	1.75	0.52
8:F:1075:GLN:OE1	8:F:1112:ARG:NH1	2.43	0.52
8:F:1184:GLU:O	8:F:1188:GLY:N	2.39	0.52
51:Z:614:TRP:O	51:Z:642:ASN:ND2	2.40	0.52
1:5:10:A:H2'	1:5:11:G:C8	2.45	0.52
4:B:192:GLU:O	4:B:196:ALA:N	2.38	0.52
51:Z:4:ARG:NH2	51:Z:55:GLY:O	2.42	0.52
51:Z:8:ILE:HD12	51:Z:197:LEU:HD22	1.92	0.52
1:5:1245:C:H2'	1:5:1246:G:H8	1.75	0.52
1:5:1497:A:N6	24:LQ:175:GLU:O	2.43	0.52
1:5:2394:G:O4'	1:5:2397:G:N2	2.43	0.52
1:5:3711:A:O2'	1:5:3712:A:O4'	2.27	0.52
8:F:308:SER:O	8:F:308:SER:OG	2.21	0.52
8:F:490:PHE:CE1	8:F:494:LEU:HD23	2.45	0.52
51:Z:59:HIS:ND1	51:Z:60:THR:O	2.36	0.52
1:5:2407:G:O6	45:LI:2:SER:N	2.44	0.51
1:5:3696:C:O2'	1:5:3816:A:N1	2.42	0.51
1:5:3848:U:H2'	1:5:3849:A:C8	2.45	0.51
1:5:153:G:H2'	1:5:154:G:H8	1.74	0.51
1:5:302:C:OP1	21:LN:68:ARG:NE	2.38	0.51
1:5:1317:U:OP1	34:La:21:ARG:NH2	2.40	0.51
1:5:2517:A:N3	1:5:2539:C:O2'	2.40	0.51
1:5:4260:U:H2'	1:5:4261:C:H6	1.75	0.51
1:5:5030:U:H2'	1:5:5031:G:H8	1.75	0.51
10:LB:210:VAL:O	10:LB:349:LYS:NZ	2.43	0.51
12:LD:41:LYS:NZ	27:LT:32:ARG:O	2.32	0.51
31:LX:152:LYS:NZ	31:LX:152:LYS:HB3	2.25	0.51
33:LZ:78:ASN:OD1	36:Lc:39:ARG:NH1	2.42	0.51
1:5:478:G:H2'	1:5:479:G:H8	1.75	0.51
1:5:1346:C:H2'	1:5:1347:G:H8	1.74	0.51
1:5:4048:A:O2'	1:5:4049:U:OP1	2.24	0.51
1:5:4420:U:OP2	1:5:4421:C:N4	2.42	0.51
5:C:131:ARG:HH22	5:C:134:GLN:HG3	1.76	0.51
49:Lr:39:ARG:O	49:Lr:103:ARG:NH1	2.43	0.51

Continued on next page...

Continued from previous page...

Atom-1	Atom-2	Interatomic distance (Å)	Clash overlap (Å)
1:5:2532:C:OP1	31:LX:125:ASN:ND2	2.39	0.51
1:5:3598:C:H2'	1:5:3599:A:H8	1.74	0.51
1:5:4088:C:H2'	1:5:4089:G:C8	2.45	0.51
4:B:473:ASP:HA	4:B:476:LEU:HD12	1.92	0.51
8:F:491:TRP:HA	8:F:494:LEU:HG	1.90	0.51
8:F:1316:HIS:CG	8:F:1353:ILE:HD13	2.45	0.51
14:LF:148:LYS:O	14:LF:152:GLU:HG2	2.11	0.51
38:Le:8:VAL:HG23	38:Le:10:PRO:HD3	1.92	0.51
39:Lf:43:LEU:O	39:Lf:109:ARG:NH2	2.43	0.51
51:Z:649:LEU:HD23	51:Z:1017:PRO:HG3	1.92	0.51
52:a:117:GLU:O	52:a:162:ASN:ND2	2.41	0.51
1:5:1498:G:OP1	24:LQ:150:ARG:NH2	2.43	0.51
1:5:1824:G:H2'	1:5:1825:A:C8	2.46	0.51
1:5:2658:G:O2'	1:5:2675:G:N2	2.43	0.51
1:5:4584:A:H2'	1:5:4585:U:O4'	2.11	0.51
1:5:4604:G:N2	1:5:4607:A:OP2	2.42	0.51
4:B:247:PRO:HB2	4:B:249:VAL:HG22	1.91	0.51
8:F:441:PHE:CE1	8:F:456:LEU:HD11	2.45	0.51
9:G:19:G:H3'	18:LJ:58:ARG:HB2	1.93	0.51
1:5:2723:U:H2'	1:5:2724:G:C8	2.46	0.51
7:E:539:ASP:N	7:E:539:ASP:OD1	2.43	0.51
54:t:129:ILE:O	54:t:132:ILE:N	2.44	0.51
1:5:90:G:OP2	1:5:92:C:N4	2.44	0.51
1:5:1999:A:H2'	1:5:2000:G:C4	2.46	0.51
1:5:4353:U:H5''	1:5:4354:U:H5'	1.93	0.51
1:5:4991:U:H2'	1:5:4992:G:C8	2.46	0.51
3:8:144:U:H2'	3:8:145:C:C6	2.46	0.51
4:B:133:ILE:HG13	4:B:465:GLN:HG2	1.92	0.51
8:F:1485:LEU:HD13	8:F:1570:MET:HB2	1.93	0.51
19:LL:7:GLY:O	34:La:49:HIS:NE2	2.39	0.51
33:LZ:33:THR:OG1	33:LZ:34:SER:N	2.44	0.51
1:5:3597:G:OP1	25:LR:114:LYS:NZ	2.34	0.51
1:5:4708:A:N3	1:5:4709:U:H5'	2.25	0.51
8:F:1278:CYS:SG	8:F:1349:THR:OG1	2.63	0.51
1:5:1787:A:N3	1:5:4210:U:O2'	2.44	0.51
1:5:2577:C:OP1	33:LZ:111:ARG:NH1	2.44	0.51
1:5:2770:C:H2'	1:5:2771:G:H8	1.76	0.51
1:5:4370:G:H5''	47:Lo:64:LYS:HG2	1.92	0.51
1:5:4723:A:H2'	1:5:4724:A:C8	2.46	0.51
8:F:1416:ASP:OD2	8:F:1499:TYR:OH	2.26	0.51
49:Lr:32:LEU:O	49:Lr:113:ARG:NH2	2.44	0.51

Continued on next page...

Continued from previous page...

Atom-1	Atom-2	Interatomic distance (Å)	Clash overlap (Å)
51:Z:656:LEU:O	51:Z:997:ILE:N	2.43	0.51
1:5:1428:U:H5'	24:LQ:42:THR:HB	1.93	0.51
1:5:1876:U:H2'	1:5:1877:G:C8	2.46	0.51
1:5:2412:A:H2'	1:5:2413:U:C6	2.46	0.51
1:5:3823:G:H2'	1:5:3824:A:H8	1.76	0.51
8:F:1478:LEU:HD11	8:F:1519:LEU:HD23	1.92	0.51
51:Z:130:VAL:HG11	51:Z:150:ARG:NH1	2.26	0.51
1:5:133:C:H3'	41:Lh:74:LYS:HZ3	1.76	0.50
1:5:1239:C:H5	13:LE:60:SER:HB2	1.77	0.50
1:5:2094:G:H21	1:5:2095:A:H2'	1.76	0.50
1:5:4587:G:N2	10:LB:15:GLY:O	2.37	0.50
4:B:343:LEU:HG	4:B:349:THR:HG21	1.92	0.50
10:LB:214:ASP:OD2	10:LB:363:ILE:N	2.34	0.50
19:LL:145:LYS:HE3	19:LL:146:LEU:HB2	1.92	0.50
19:LL:170:THR:HB	19:LL:173:GLU:HG3	1.94	0.50
22:LO:90:HIS:O	22:LO:96:GLN:NE2	2.40	0.50
35:Lb:90:SER:OG	35:Lb:95:ARG:NH2	2.44	0.50
1:5:4967:A:H2'	1:5:4968:A:H8	1.76	0.50
33:LZ:50:PRO:HD3	33:LZ:68:ILE:HG12	1.92	0.50
1:5:3653:A:C2	1:5:3692:A:H4'	2.46	0.50
1:5:3896:C:O2'	10:LB:268:ARG:NH2	2.39	0.50
12:LD:21:ARG:O	12:LD:25:GLU:HG3	2.11	0.50
15:LG:165:GLU:HB3	21:LN:7:ILE:HG23	1.93	0.50
43:Lj:2:THR:HG22	43:Lj:4:GLY:H	1.77	0.50
1:5:1390:G:N2	1:5:1393:G:OP2	2.34	0.50
1:5:1865:G:N2	1:5:1868:A:OP2	2.31	0.50
1:5:1876:U:H2'	1:5:1877:G:H8	1.75	0.50
1:5:1942:A:H2'	1:5:1943:A:C8	2.46	0.50
1:5:4265:U:N3	12:LD:17:GLN:O	2.39	0.50
1:5:4743:G:H2'	1:5:4744:A:C8	2.46	0.50
4:B:147:GLU:O	4:B:451:LYS:NZ	2.44	0.50
1:5:1655:C:O2	1:5:4390:A:O2'	2.28	0.50
1:5:1845:U:H2'	1:5:1846:G:C8	2.46	0.50
3:8:110:U:H5'	45:Ll:8:ARG:HH12	1.77	0.50
8:F:437:GLN:O	8:F:441:PHE:HB3	2.11	0.50
8:F:464:LEU:HD13	8:F:586:ARG:HH11	1.76	0.50
8:F:1035:GLN:OE1	8:F:1061:TYR:OH	2.27	0.50
8:F:1580:ARG:NH1	8:F:1688:THR:O	2.44	0.50
8:F:1680:MET:N	8:F:1680:MET:SD	2.84	0.50
13:LE:178:PRO:HD2	13:LE:181:LEU:HD12	1.92	0.50
34:La:36:GLY:HA2	34:La:39:HIS:HB2	1.93	0.50

Continued on next page...

Continued from previous page...

Atom-1	Atom-2	Interatomic distance (Å)	Clash overlap (Å)
51:Z:409:LEU:HD21	51:Z:458:PRO:HB2	1.93	0.50
54:t:11:LYS:N	54:t:64:ILE:O	2.44	0.50
1:5:1339:U:H2'	1:5:1340:C:C6	2.47	0.50
1:5:1681:G:O2'	34:La:41:HIS:NE2	2.41	0.50
1:5:2413:U:H2'	1:5:2414:G:C8	2.46	0.50
8:F:1190:LEU:HA	8:F:1193:ILE:HG22	1.92	0.50
43:Lj:21:ARG:NH1	43:Lj:41:ALA:O	2.39	0.50
53:s:194:ASP:O	53:s:197:SER:OG	2.25	0.50
1:5:28:C:OP2	21:LN:193:ARG:NH1	2.38	0.50
1:5:424:U:H2'	1:5:425:U:C6	2.47	0.50
1:5:1468:C:OP1	34:La:132:ARG:NH1	2.45	0.50
1:5:1990:A:O2'	1:5:1991:A:OP1	2.26	0.50
1:5:4636:U:OP1	37:Ld:41:ARG:NH1	2.44	0.50
29:LV:111:GLU:HG3	29:LV:131:ARG:HG3	1.93	0.50
50:Lz:87:ILE:HD11	50:Lz:116:LEU:HD11	1.93	0.50
51:Z:358:VAL:HG22	51:Z:408:MET:HE1	1.93	0.50
1:5:429:A:H2'	1:5:430:G:H8	1.77	0.50
1:5:935:A:O2'	20:LM:46:ARG:NH2	2.45	0.50
1:5:1475:G:N2	1:5:1489:G:H22	2.09	0.50
1:5:3880:G:H2'	1:5:3881:G:C8	2.47	0.50
4:B:397:LYS:O	4:B:400:THR:OG1	2.29	0.50
12:LD:232:THR:HG23	12:LD:235:MET:HG3	1.93	0.50
1:5:2781:G:OP1	45:Ll:10:LYS:NZ	2.40	0.50
1:5:3933:G:H2'	1:5:3934:G:H8	1.77	0.50
8:F:31:THR:HA	46:Lm:80:PRO:HG3	1.94	0.50
1:5:470:A:N3	13:LE:105:ARG:NH2	2.56	0.49
1:5:4458:C:H2'	1:5:4459:U:C6	2.47	0.49
1:5:4617:G:OP1	10:LB:62:ARG:NH2	2.43	0.49
15:LG:165:GLU:OE1	21:LN:26:ARG:NH1	2.35	0.49
21:LN:9:GLU:HB3	42:Li:44:ILE:HG13	1.94	0.49
1:5:1952:G:OP1	26:LS:139:ARG:NE	2.44	0.49
1:5:2020:U:H2'	1:5:2021:G:C8	2.47	0.49
1:5:3917:A:H2'	1:5:3918:G:H8	1.76	0.49
1:5:4128:A:O2'	15:LG:33:GLU:O	2.26	0.49
1:5:4147:G:OP1	15:LG:26:LYS:NZ	2.40	0.49
51:Z:1015:LEU:HD22	51:Z:1063:VAL:HG11	1.94	0.49
1:5:678:C:H2'	1:5:679:C:H6	1.78	0.49
1:5:2693:G:H2'	1:5:2694:G:N2	2.26	0.49
1:5:3787:G:H1'	1:5:3789:C:H41	1.77	0.49
1:5:3911:C:H2'	1:5:3912:U:H6	1.77	0.49
1:5:4322:G:N2	1:5:4325:A:OP2	2.40	0.49

Continued on next page...

Continued from previous page...

Atom-1	Atom-2	Interatomic distance (Å)	Clash overlap (Å)
4:B:115:SER:O	4:B:119:VAL:N	2.39	0.49
8:F:1393:ARG:NH2	8:F:1472:CYS:SG	2.85	0.49
53:s:58:ASN:O	53:s:62:ARG:NE	2.40	0.49
1:5:2856:C:O2	10:LB:242:ARG:NH1	2.37	0.49
1:5:4967:A:H2'	1:5:4968:A:C8	2.46	0.49
3:8:52:A:H5'	45:L1:21:ARG:NH1	2.27	0.49
33:LZ:89:ILE:HD11	33:LZ:121:ARG:HG2	1.94	0.49
1:5:2029:A:H2'	1:5:2030:A:C8	2.47	0.49
1:5:3688:U:OP2	52:a:6:ARG:NH1	2.45	0.49
1:5:3870:C:H2'	1:5:3871:A:H8	1.77	0.49
1:5:5004:C:H2'	1:5:5005:G:O4'	2.13	0.49
8:F:86:GLU:O	8:F:90:MET:HG3	2.13	0.49
12:LD:208:MET:O	12:LD:212:MET:HG2	2.12	0.49
1:5:1504:G:H2'	1:5:1505:C:C6	2.47	0.49
1:5:2009:A:HO2'	1:5:2010:A:P	2.36	0.49
1:5:2045:G:O6	1:5:3870:C:O2'	2.29	0.49
1:5:3732:A:H2'	1:5:3733:A:H8	1.78	0.49
1:5:4194:U:H5''	35:Lb:3:LYS:HD3	1.94	0.49
8:F:1742:HIS:HB2	8:F:1745:CYS:HB2	1.95	0.49
1:5:1942:A:H2'	1:5:1943:A:H8	1.76	0.49
1:5:1987:C:O2'	1:5:1988:G:OP1	2.28	0.49
1:5:3955:G:H2'	1:5:3956:G:C8	2.48	0.49
1:5:4162:C:N3	15:LG:73:ARG:NH2	2.49	0.49
8:F:300:SER:O	8:F:304:SER:OG	2.25	0.49
1:5:1733:G:N3	1:5:4214:A:H2'	2.28	0.49
1:5:3690:U:H2'	1:5:3691:G:O4'	2.13	0.49
1:5:3920:U:H2'	1:5:3921:U:H6	1.78	0.49
16:LH:61:TRP:CZ3	20:LM:33:GLN:HG3	2.48	0.49
24:LQ:18:PRO:HG3	24:LQ:29:VAL:HG21	1.95	0.49
1:5:1345:A:H2'	1:5:1346:C:C6	2.48	0.49
1:5:3687:A:O2'	52:a:236:GLY:N	2.44	0.49
1:5:3868:G:H22	1:5:3900:G:H1'	1.77	0.49
1:5:4882:U:OP1	20:LM:117:LYS:NZ	2.34	0.49
1:5:4993:G:H22	1:5:5058:A:H2	1.61	0.49
4:B:370:GLU:OE1	7:E:199:ARG:NE	2.46	0.49
4:B:471:LYS:O	4:B:474:LEU:HB2	2.13	0.49
10:LB:241:PRO:O	10:LB:244:THR:OG1	2.31	0.49
51:Z:410:LEU:HD23	51:Z:461:VAL:HB	1.93	0.49
1:5:1214:C:OP2	35:Lb:91:ARG:NH2	2.43	0.49
1:5:1727:U:OP1	14:LF:131:ASN:ND2	2.43	0.49
1:5:1977:C:H2'	1:5:1978:C:C6	2.48	0.49

Continued on next page...

Continued from previous page...

Atom-1	Atom-2	Interatomic distance (Å)	Clash overlap (Å)
3:8:67:U:H2'	3:8:68:G:C8	2.47	0.49
4:B:226:MET:O	4:B:230:VAL:N	2.35	0.49
4:B:355:ASP:OD1	7:E:185:ARG:HA	2.12	0.49
7:E:620:LYS:O	7:E:624:THR:OG1	2.25	0.49
8:F:794:GLU:HA	8:F:840:MET:HE1	1.94	0.49
8:F:1376:PRO:HG2	8:F:1379:LEU:HD12	1.94	0.49
19:LL:130:LYS:HD2	19:LL:131:PRO:HD2	1.95	0.49
24:LQ:154:LYS:O	24:LQ:163:THR:OG1	2.26	0.49
29:LV:107:ASN:HD21	29:LV:111:GLU:HB2	1.78	0.49
52:a:246:LEU:O	52:a:246:LEU:HD13	2.13	0.49
1:5:4759:C:H2'	1:5:4760:G:C8	2.47	0.48
53:s:94:ASP:OD1	53:s:95:LEU:N	2.46	0.48
1:5:381:U:H4'	1:5:415:G:H5'	1.94	0.48
1:5:423:G:H2'	1:5:424:U:C6	2.48	0.48
1:5:677:G:H2'	1:5:678:C:H6	1.78	0.48
1:5:1927:U:OP1	1:5:1949:U:O2'	2.16	0.48
1:5:1973:G:H2'	1:5:1974:U:C5	2.48	0.48
1:5:2411:C:H2'	1:5:2412:A:C8	2.47	0.48
1:5:4459:U:H2'	1:5:4460:U:C6	2.48	0.48
8:F:854:CYS:HG	8:F:875:TRP:CD1	2.30	0.48
8:F:1481:TRP:CD2	8:F:1512:LEU:HD22	2.48	0.48
18:LJ:56:THR:HG23	18:LJ:63:ARG:HA	1.93	0.48
28:LU:23:LEU:HD13	28:LU:110:TYR:HB2	1.95	0.48
52:a:135:THR:HG23	52:a:149:LYS:HB3	1.95	0.48
1:5:1981:G:O2'	1:5:1982:G:OP1	2.27	0.48
1:5:2038:U:O2'	46:Lm:114:LYS:O	2.24	0.48
1:5:2079:G:H2'	1:5:2080:U:C6	2.48	0.48
1:5:2640:G:H2'	1:5:2641:A:C8	2.48	0.48
1:5:3772:U:H2'	1:5:3773:U:H2'	1.94	0.48
2:7:87:G:N2	2:7:90:A:OP2	2.40	0.48
13:LE:141:ARG:NH1	39:Lf:110:ILE:O	2.46	0.48
27:LT:68:THR:HG22	27:LT:69:GLN:N	2.29	0.48
31:LX:81:LEU:HG	31:LX:83:THR:HG23	1.94	0.48
1:5:1333:A:H2'	1:5:1334:A:C8	2.48	0.48
2:7:82:G:H2'	2:7:83:A:C8	2.48	0.48
4:B:357:LEU:HD21	4:B:408:LEU:HD22	1.95	0.48
7:E:737:LYS:O	7:E:741:SER:OG	2.31	0.48
28:LU:106:SER:OG	28:LU:107:LYS:N	2.47	0.48
33:LZ:11:VAL:HG12	33:LZ:82:PRO:HA	1.96	0.48
33:LZ:87:VAL:HB	33:LZ:89:ILE:HD12	1.95	0.48
1:5:10:A:H2'	1:5:11:G:H8	1.77	0.48

Continued on next page...

Continued from previous page...

Atom-1	Atom-2	Interatomic distance (Å)	Clash overlap (Å)
1:5:424:U:OP1	23:LP:34:GLN:NE2	2.46	0.48
8:F:1598:THR:O	8:F:1603:SER:N	2.39	0.48
9:G:21:A:N6	9:G:46:G:O2'	2.46	0.48
48:Lp:38:THR:HA	48:Lp:45:THR:HA	1.95	0.48
1:5:1683:U:H2'	1:5:1684:A:H8	1.79	0.48
1:5:4051:C:O2'	50:Lz:210:MET:SD	2.70	0.48
1:5:4458:C:OP1	10:LB:11:HIS:NE2	2.40	0.48
13:LE:278:THR:HB	13:LE:281:ILE:HG12	1.95	0.48
51:Z:254:ILE:HG22	51:Z:256:PRO:HD3	1.96	0.48
1:5:440:U:H2'	1:5:441:G:H8	1.79	0.48
1:5:4055:U:H2'	1:5:4056:A:C8	2.49	0.48
8:F:1151:LEU:H	8:F:1151:LEU:HD12	1.78	0.48
47:Lo:36:GLN:OE1	47:Lo:40:ARG:NH1	2.47	0.48
1:5:1328:G:O2'	1:5:2349:A:OP1	2.31	0.48
1:5:2693:G:H2'	1:5:2694:G:C2	2.49	0.48
1:5:3774:A:H2'	1:5:3775:A:H8	1.73	0.48
7:E:518:ARG:O	7:E:518:ARG:NH2	2.47	0.48
8:F:1293:LEU:HA	8:F:1296:ILE:HD12	1.96	0.48
26:LS:3:ALA:O	26:LS:111:ARG:NH1	2.47	0.48
28:LU:100:LEU:HD12	28:LU:112:LEU:HB3	1.95	0.48
51:Z:396:ILE:HA	51:Z:408:MET:HG2	1.95	0.48
52:a:136:VAL:HA	52:a:148:VAL:HG12	1.96	0.48
8:F:1629:ARG:HH22	8:F:1636:MET:CE	2.26	0.48
50:Lz:68:LEU:N	50:Lz:111:LEU:O	2.33	0.48
50:Lz:176:ASP:N	50:Lz:176:ASP:OD1	2.45	0.48
1:5:138:G:H2'	1:5:139:G:H8	1.79	0.48
1:5:1399:G:H2'	1:5:1400:G:C8	2.49	0.48
1:5:1517:G:O6	11:LC:106:LYS:NZ	2.41	0.48
1:5:2535:G:H2'	1:5:2536:A:C8	2.47	0.48
4:B:480:LYS:HA	4:B:483:GLN:HB3	1.96	0.48
7:E:581:ILE:HD12	7:E:582:THR:N	2.29	0.48
8:F:267:SER:OG	8:F:268:VAL:N	2.47	0.48
33:LZ:123:LYS:O	33:LZ:124:THR:OG1	2.26	0.48
36:Lc:105:ILE:O	36:Lc:106:ARG:HG2	2.13	0.48
50:Lz:10:LEU:HD23	50:Lz:180:VAL:HA	1.94	0.48
51:Z:5:PHE:HD1	51:Z:6:SER:H	1.62	0.48
53:s:45:MET:HE1	54:t:121:LEU:HD13	1.96	0.48
53:s:65:ILE:O	53:s:69:LEU:N	2.46	0.48
1:5:963:G:O2'	1:5:964:A:O4'	2.28	0.47
1:5:2633:U:OP1	25:LR:64:ARG:NH1	2.40	0.47
1:5:3771:C:H2'	1:5:3772:U:C6	2.49	0.47

Continued on next page...

Continued from previous page...

Atom-1	Atom-2	Interatomic distance (Å)	Clash overlap (Å)
1:5:4089:G:H2'	1:5:4090:G:H8	1.79	0.47
3:8:47:C:H1'	3:8:61:A:H2'	1.96	0.47
3:8:141:C:H5''	21:LN:60:VAL:HG11	1.96	0.47
8:F:695:ASP:OD1	8:F:698:ARG:NH2	2.46	0.47
8:F:872:LYS:HA	8:F:875:TRP:NE1	2.29	0.47
51:Z:658:LYS:O	51:Z:994:LEU:N	2.45	0.47
1:5:1187:G:OP2	1:5:1187:G:N2	2.25	0.47
1:5:1754:U:H4'	12:LD:3:PHE:HZ	1.79	0.47
1:5:1846:G:H2'	1:5:1847:C:C6	2.49	0.47
1:5:1919:G:N2	26:LS:163:HIS:O	2.43	0.47
1:5:2020:U:H2'	1:5:2021:G:H8	1.79	0.47
1:5:2521:G:H2'	1:5:2522:G:H8	1.79	0.47
1:5:4186:A:H2'	1:5:4187:G:C8	2.50	0.47
2:7:51:G:H21	18:LJ:12:MET:CE	2.25	0.47
8:F:744:LYS:O	8:F:748:LEU:N	2.35	0.47
11:LC:221:PHE:HB3	11:LC:227:ILE:HG21	1.96	0.47
24:LQ:151:HIS:ND1	24:LQ:164:LYS:O	2.48	0.47
53:s:148:SER:O	53:s:151:THR:OG1	2.29	0.47
1:5:1593:A:H5''	1:5:2839:U:H5''	1.95	0.47
1:5:1994:C:O2'	54:t:131:GLU:OE2	2.31	0.47
1:5:2608:G:H2'	1:5:2609:G:H8	1.80	0.47
1:5:3867:A:H2'	1:5:3868:G:C8	2.49	0.47
1:5:4508:C:H5''	29:LV:43:LYS:HD3	1.96	0.47
1:5:4578:G:H2'	1:5:4579:U:C6	2.49	0.47
51:Z:187:LEU:HB3	51:Z:191:LEU:HD12	1.96	0.47
51:Z:398:GLU:OE1	51:Z:400:LYS:NZ	2.38	0.47
1:5:4252:C:OP2	1:5:4253:A:O2'	2.25	0.47
8:F:967:HIS:ND1	8:F:1338:PHE:HB2	2.29	0.47
8:F:1200:HIS:HB3	8:F:1203:ILE:HD12	1.96	0.47
9:G:19:G:H5'	18:LJ:58:ARG:HG3	1.96	0.47
38:Le:101:HIS:O	38:Le:128:ARG:NH1	2.47	0.47
51:Z:616:TYR:N	51:Z:619:GLN:OE1	2.35	0.47
53:s:72:ASN:HB3	53:s:75:LEU:HD12	1.96	0.47
1:5:251:C:H2'	1:5:252:C:C6	2.49	0.47
1:5:1739:G:H2'	1:5:1740:C:C6	2.50	0.47
8:F:1432:LEU:HG	8:F:1498:LEU:HD12	1.95	0.47
1:5:2455:G:H1'	1:5:2471:G:C5	2.49	0.47
1:5:4493:U:H2'	1:5:4494:G:H8	1.80	0.47
8:F:579:SER:OG	8:F:580:GLY:N	2.46	0.47
20:LM:37:LEU:HD21	20:LM:47:ARG:HD3	1.96	0.47
42:Li:36:HIS:O	42:Li:40:VAL:HG23	2.14	0.47

Continued on next page...

Continued from previous page...

Atom-1	Atom-2	Interatomic distance (Å)	Clash overlap (Å)
1:5:86:U:O2'	34:La:65:ARG:NH1	2.47	0.47
1:5:175:C:H2'	1:5:176:G:H8	1.79	0.47
1:5:299:C:H2'	1:5:300:A:H8	1.80	0.47
1:5:429:A:H2'	1:5:430:G:C8	2.49	0.47
1:5:1532:G:OP2	43:Lj:31:LYS:NZ	2.48	0.47
1:5:1577:G:N7	52:a:181:LYS:HB3	2.30	0.47
1:5:1613:A:H5'	52:a:183:GLY:CA	2.45	0.47
1:5:1998:A:H2'	1:5:1999:A:C8	2.49	0.47
1:5:2062:C:OP1	26:LS:2:LYS:N	2.47	0.47
1:5:2506:G:O2'	1:5:2507:A:O5'	2.23	0.47
1:5:4080:C:H2'	1:5:4081:G:H8	1.79	0.47
1:5:4750:G:H2'	1:5:4751:G:H8	1.78	0.47
3:8:26:C:O2'	11:LC:53:ALA:O	2.29	0.47
11:LC:159:GLU:HA	11:LC:217:ILE:HB	1.97	0.47
23:LP:60:PHE:O	23:LP:78:TRP:NE1	2.48	0.47
29:LV:60:MET:HE3	29:LV:78:PRO:HB3	1.96	0.47
1:5:70:A:OP2	34:La:64:LYS:NZ	2.37	0.47
1:5:418:A:C2	3:8:17:A:H1'	2.50	0.47
1:5:676:C:H2'	1:5:677:G:C8	2.50	0.47
1:5:687:U:H1'	13:LE:94:LYS:HE2	1.96	0.47
1:5:1346:C:H2'	1:5:1347:G:C8	2.50	0.47
1:5:1617:G:H1'	1:5:2513:A:N6	2.28	0.47
1:5:2317:C:OP1	38:Le:14:LYS:NZ	2.44	0.47
1:5:2884:G:H2'	1:5:2885:A:H8	1.79	0.47
1:5:3911:C:H2'	1:5:3912:U:C6	2.50	0.47
1:5:5068:G:N2	1:5:5069:U:O4	2.36	0.47
3:8:14:U:H5''	23:LP:123:PRO:HG3	1.97	0.47
8:F:347:VAL:HG22	8:F:353:ARG:HH12	1.79	0.47
8:F:1283:ASP:O	8:F:1287:PHE:N	2.48	0.47
8:F:1467:LEU:HD21	8:F:1556:LEU:HD21	1.96	0.47
12:LD:65:ALA:HB2	12:LD:74:ILE:HD13	1.96	0.47
1:5:56:A:H2'	1:5:57:G:C8	2.50	0.47
1:5:4260:U:H2'	1:5:4261:C:C6	2.50	0.47
8:F:963:MET:HA	8:F:965:TRP:NE1	2.29	0.47
11:LC:140:LYS:HE3	11:LC:245:HIS:HB2	1.97	0.47
12:LD:37:VAL:HG12	12:LD:50:ARG:HD3	1.96	0.47
40:Lg:103:VAL:HA	40:Lg:106:VAL:HG22	1.97	0.47
44:Lk:7:GLU:OE1	44:Lk:7:GLU:HA	2.14	0.47
51:Z:6:SER:OG	51:Z:9:ASP:OD2	2.28	0.47
51:Z:188:ASN:C	51:Z:190:LEU:N	2.73	0.47
54:t:15:LEU:HB2	54:t:60:VAL:HB	1.96	0.47

Continued on next page...

Continued from previous page...

Atom-1	Atom-2	Interatomic distance (Å)	Clash overlap (Å)
1:5:64:A:N1	1:5:108:A:O2'	2.38	0.47
1:5:2508:U:H2'	1:5:2509:C:H6	1.79	0.47
1:5:3664:G:H2'	1:5:3665:G:H8	1.80	0.47
1:5:3871:A:H2'	1:5:3872:A:H8	1.78	0.47
1:5:4258:C:H2'	1:5:4259:C:H6	1.80	0.47
1:5:4373:G:N7	47:Lo:61:LYS:NZ	2.62	0.47
8:F:360:TYR:CZ	8:F:408:VAL:HG22	2.50	0.47
1:5:230:G:OP1	32:LY:15:ARG:NH2	2.44	0.46
1:5:2473:A:OP1	31:LX:47:ARG:NH2	2.49	0.46
1:5:2557:G:H1	1:5:2570:U:H3	1.63	0.46
1:5:3681:G:C6	52:a:125:LYS:HB3	2.50	0.46
1:5:3920:U:H2'	1:5:3921:U:C6	2.50	0.46
1:5:4165:C:OP1	15:LG:53:ARG:NH1	2.48	0.46
1:5:4466:C:H2'	1:5:4467:A:H8	1.80	0.46
1:5:4768:G:H2'	1:5:4769:G:H8	1.80	0.46
4:B:347:THR:HG22	4:B:350:ARG:HH12	1.80	0.46
8:F:100:LYS:HA	8:F:103:LEU:HD23	1.96	0.46
8:F:183:ILE:HG21	8:F:239:LEU:HD21	1.97	0.46
8:F:1187:HIS:HA	8:F:1190:LEU:HB3	1.97	0.46
37:Ld:114:PHE:HA	37:Ld:117:LEU:HD12	1.96	0.46
51:Z:5:PHE:HD2	51:Z:57:ARG:HA	1.81	0.46
51:Z:1001:ALA:HB3	51:Z:1006:MET:HE2	1.96	0.46
1:5:433:A:H2'	1:5:434:A:O4'	2.15	0.46
1:5:478:G:H2'	1:5:479:G:C8	2.50	0.46
1:5:1344:C:H2'	1:5:1345:A:H8	1.80	0.46
1:5:1382:G:H2'	1:5:1383:G:H8	1.81	0.46
1:5:2835:A:O2'	10:LB:228:TYR:O	2.33	0.46
7:E:330:PRO:HG2	7:E:333:LEU:HG	1.97	0.46
8:F:840:MET:HE3	8:F:842:SER:OG	2.15	0.46
51:Z:24:MET:HE2	51:Z:43:LYS:NZ	2.30	0.46
51:Z:557:TYR:O	51:Z:578:LYS:NZ	2.44	0.46
52:a:80:GLU:HB2	52:a:170:ALA:HA	1.97	0.46
54:t:129:ILE:H	54:t:129:ILE:HD12	1.80	0.46
1:5:732:A:H2'	1:5:733:A:O4'	2.15	0.46
1:5:2078:C:H2'	1:5:2079:G:C8	2.50	0.46
1:5:4448:G:H5''	1:5:4449:A:H5''	1.97	0.46
3:8:101:C:O2'	43:Lj:20:ARG:HG2	2.15	0.46
7:E:595:MET:HE2	7:E:611:ILE:HG12	1.97	0.46
7:E:706:GLY:HA3	51:Z:780:THR:HB	1.97	0.46
7:E:720:ILE:HG13	7:E:721:PRO:HD2	1.96	0.46
8:F:1382:LEU:O	8:F:1385:THR:OG1	2.32	0.46

Continued on next page...

Continued from previous page...

Atom-1	Atom-2	Interatomic distance (Å)	Clash overlap (Å)
20:LM:39:ASP:OD2	20:LM:47:ARG:NE	2.43	0.46
1:5:325:U:H2'	1:5:326:C:H6	1.79	0.46
1:5:717:U:H2'	1:5:718:C:C6	2.50	0.46
1:5:1942:A:N3	1:5:4432:C:O2'	2.40	0.46
1:5:2632:U:H2'	1:5:2633:U:C6	2.51	0.46
1:5:3684:G:H2'	1:5:3685:C:C6	2.51	0.46
7:E:711:GLN:OE1	7:E:711:GLN:N	2.48	0.46
8:F:883:VAL:HG11	8:F:933:GLU:HB2	1.97	0.46
8:F:1225:ILE:HD11	8:F:1254:TRP:CE2	2.51	0.46
17:LI:188:LYS:HB3	17:LI:212:LEU:HD21	1.96	0.46
31:LX:83:THR:O	31:LX:87:MET:HG2	2.15	0.46
33:LZ:12:LEU:HB2	33:LZ:81:MET:HB3	1.96	0.46
49:Lr:105:ASP:OD1	49:Lr:105:ASP:N	2.48	0.46
51:Z:25:ARG:O	51:Z:41:LEU:HA	2.16	0.46
1:5:1504:G:H2'	1:5:1505:C:H6	1.80	0.46
1:5:2081:C:H2'	1:5:2082:G:H8	1.81	0.46
1:5:2724:G:O2'	1:5:2726:G:OP2	2.29	0.46
1:5:2843:U:O2'	1:5:4632:U:OP1	2.31	0.46
1:5:4635:A:H3'	1:5:4636:U:H4'	1.97	0.46
8:F:190:ILE:H	8:F:190:ILE:HD12	1.79	0.46
10:LB:206:PRO:HG2	10:LB:209:GLN:HG3	1.96	0.46
13:LE:131:LYS:O	13:LE:136:HIS:NE2	2.48	0.46
17:LI:51:HIS:CD2	17:LI:168:SER:HB2	2.51	0.46
17:LI:87:ILE:HG12	17:LI:138:ILE:HG12	1.97	0.46
38:Le:98:GLU:HG3	38:Le:123:THR:OG1	2.16	0.46
53:s:50:LYS:HE2	53:s:93:GLU:OE2	2.15	0.46
54:t:61:LYS:HE2	54:t:72:GLU:HB3	1.98	0.46
1:5:1998:A:H1'	1:5:2019:C:O2'	2.16	0.46
1:5:2072:C:O2'	14:LF:213:LEU:O	2.34	0.46
8:F:955:GLU:OE1	8:F:958:ARG:NH2	2.49	0.46
8:F:1210:LEU:HD12	8:F:1270:VAL:HG13	1.98	0.46
8:F:1404:MET:O	8:F:1408:LEU:HG	2.15	0.46
25:LR:107:ARG:O	25:LR:111:GLU:HG2	2.15	0.46
31:LX:109:ILE:O	31:LX:113:VAL:HG12	2.15	0.46
51:Z:165:LEU:HD22	51:Z:169:ARG:HG2	1.98	0.46
51:Z:188:ASN:HB3	51:Z:189:PRO:HD3	1.98	0.46
1:5:123:C:H2'	1:5:124:C:H6	1.81	0.46
1:5:440:U:H2'	1:5:441:G:C8	2.50	0.46
1:5:445:U:O4	1:5:1301:C:N3	2.48	0.46
1:5:2607:C:H2'	1:5:2608:G:H8	1.81	0.46
1:5:3610:A:H2'	1:5:3611:A:C8	2.51	0.46

Continued on next page...

Continued from previous page...

Atom-1	Atom-2	Interatomic distance (Å)	Clash overlap (Å)
1:5:4208:U:H2'	1:5:4209:G:H8	1.80	0.46
7:E:579:THR:O	7:E:582:THR:OG1	2.34	0.46
8:F:398:THR:O	8:F:405:SER:OG	2.27	0.46
10:LB:57:VAL:HG22	10:LB:73:VAL:HG22	1.98	0.46
14:LF:60:GLU:O	14:LF:64:MET:HG3	2.15	0.46
15:LG:160:ASP:OD1	15:LG:160:ASP:N	2.43	0.46
19:LL:143:GLU:OE1	19:LL:143:GLU:HA	2.16	0.46
23:LP:35:ALA:O	23:LP:39:MET:HE3	2.16	0.46
43:Lj:2:THR:HB	43:Lj:6:SER:HB2	1.97	0.46
1:5:234:G:N2	1:5:2303:C:N3	2.47	0.46
1:5:491:G:H2'	1:5:492:U:C6	2.51	0.46
1:5:674:G:H2'	1:5:675:C:C6	2.51	0.46
1:5:964:A:H2'	1:5:965:G:H4'	1.98	0.46
1:5:1870:C:H2'	1:5:1871:A:H8	1.79	0.46
1:5:2844:A:O2'	1:5:4631:G:H4'	2.16	0.46
1:5:3788:C:N4	1:5:3812:C:O4'	2.49	0.46
3:8:93:C:O2'	3:8:94:G:H8	1.99	0.46
13:LE:211:HIS:NE2	13:LE:249:ASP:OD1	2.48	0.46
51:Z:121:ASN:HD21	51:Z:134:ILE:HD11	1.80	0.46
1:5:441:G:H2'	1:5:442:G:H8	1.81	0.46
1:5:1190:C:H2'	1:5:1191:C:C6	2.51	0.46
1:5:1190:C:H2'	1:5:1191:C:H6	1.80	0.46
1:5:1207:C:H2'	1:5:1208:G:C8	2.51	0.46
1:5:1683:U:H2'	1:5:1684:A:C8	2.51	0.46
1:5:1730:U:H2'	1:5:1731:C:C6	2.51	0.46
1:5:2376:A:H2'	1:5:2377:C:C6	2.51	0.46
1:5:4862:G:H2'	1:5:4863:G:C8	2.50	0.46
1:5:4894:A:H5''	1:5:4895:C:H3'	1.96	0.46
3:8:60:G:O6	3:8:96:C:O2'	2.29	0.46
7:E:128:ASN:HB2	7:E:165:ILE:HD13	1.97	0.46
8:F:276:PHE:HA	8:F:279:VAL:HG22	1.97	0.46
8:F:1262:GLN:HA	8:F:1265:TYR:CE2	2.51	0.46
8:F:1420:LEU:HA	8:F:1423:TYR:CD2	2.51	0.46
8:F:1629:ARG:HH11	8:F:1634:GLU:HG3	1.80	0.46
24:LQ:172:ARG:HD2	34:La:57:GLY:HA3	1.98	0.46
1:5:919:C:H2'	1:5:920:C:H6	1.81	0.46
1:5:950:G:H2'	1:5:951:G:H8	1.81	0.46
1:5:1344:C:H2'	1:5:1345:A:C8	2.51	0.46
1:5:1884:C:H2'	1:5:1885:G:H8	1.81	0.46
1:5:1976:G:H21	54:t:138:SER:HB2	1.81	0.46
3:8:66:A:H2'	3:8:67:U:C6	2.51	0.46

Continued on next page...

Continued from previous page...

Atom-1	Atom-2	Interatomic distance (Å)	Clash overlap (Å)
8:F:1264:LEU:HD12	8:F:1270:VAL:HG21	1.96	0.46
15:LG:166:LEU:HA	21:LN:7:ILE:HD11	1.97	0.46
21:LN:123:GLU:HB2	21:LN:128:LYS:HG2	1.98	0.46
1:5:326:C:OP1	42:Li:25:ARG:NH2	2.49	0.45
1:5:682:G:H2'	1:5:683:C:C6	2.51	0.45
1:5:1433:A:N6	1:5:1451:G:O2'	2.50	0.45
1:5:3621:A:C8	1:5:4642:U:H1'	2.50	0.45
1:5:3702:A:C2	1:5:3703:G:C8	3.04	0.45
1:5:3893:C:H2'	1:5:3894:A:C8	2.51	0.45
1:5:4194:U:O2'	17:LI:116:ARG:NH1	2.48	0.45
4:B:363:PHE:CD1	7:E:196:ALA:HB2	2.52	0.45
8:F:490:PHE:CD1	8:F:490:PHE:C	2.94	0.45
8:F:519:LEU:HD21	8:F:593:LEU:HD23	1.97	0.45
8:F:1224:ILE:O	8:F:1228:LEU:HD23	2.15	0.45
23:LP:25:HIS:O	23:LP:29:THR:OG1	2.23	0.45
36:Lc:78:ASN:OD1	36:Lc:78:ASN:N	2.46	0.45
1:5:2297:G:H4'	11:LC:242:PRO:HB2	1.97	0.45
2:7:57:C:H2'	2:7:58:A:C8	2.52	0.45
2:7:119:U:H2'	12:LD:261:VAL:HG11	1.98	0.45
4:B:387:PRO:HD2	4:B:390:LEU:HD23	1.98	0.45
8:F:282:LEU:O	8:F:286:ILE:HG22	2.17	0.45
8:F:468:GLU:HG2	8:F:585:LEU:HB2	1.98	0.45
8:F:974:ARG:NH1	8:F:1039:GLU:OE1	2.46	0.45
8:F:1206:PHE:HB3	8:F:1253:ALA:HB1	1.98	0.45
8:F:1429:GLU:OE2	8:F:1504:ARG:NH1	2.49	0.45
13:LE:287:VAL:O	20:LM:109:ARG:NH1	2.49	0.45
25:LR:20:LYS:O	25:LR:53:LYS:NZ	2.48	0.45
27:LT:83:LYS:HD2	27:LT:85:LEU:HD21	1.98	0.45
37:Ld:64:ILE:HG23	37:Ld:68:LEU:HD23	1.97	0.45
40:Lg:94:ALA:O	40:Lg:98:GLU:HG2	2.16	0.45
51:Z:75:ALA:O	51:Z:79:ARG:HG2	2.16	0.45
1:5:223:G:H4'	1:5:225:G:N7	2.32	0.45
1:5:352:G:O6	11:LC:196:MET:HB3	2.16	0.45
1:5:422:C:H2'	1:5:423:G:H8	1.82	0.45
1:5:4313:A:H4'	27:LT:71:ALA:HB3	1.99	0.45
2:7:60:G:H2'	2:7:61:G:H8	1.81	0.45
8:F:662:LEU:HD21	8:F:705:LEU:HD21	1.98	0.45
8:F:1251:MET:HE3	8:F:1251:MET:O	2.17	0.45
13:LE:162:VAL:HG11	13:LE:184:VAL:HG11	1.98	0.45
13:LE:210:LYS:HA	13:LE:210:LYS:HD2	1.61	0.45
18:LJ:31:ASP:OD2	18:LJ:35:ARG:NH1	2.47	0.45

Continued on next page...

Continued from previous page...

Atom-1	Atom-2	Interatomic distance (Å)	Clash overlap (Å)
19:LL:87:HIS:HB3	19:LL:90:VAL:HG22	1.98	0.45
51:Z:181:GLU:HG2	51:Z:185:ARG:HH12	1.82	0.45
1:5:1415:G:H2'	1:5:1416:G:H8	1.82	0.45
1:5:1505:C:H2'	1:5:1506:G:H8	1.82	0.45
1:5:1613:A:N7	1:5:3638:G:H1'	2.32	0.45
1:5:1824:G:H2'	1:5:1825:A:H8	1.80	0.45
1:5:2078:C:H2'	1:5:2079:G:H8	1.80	0.45
1:5:3949:A:H2'	1:5:3950:U:C6	2.51	0.45
1:5:4089:G:H2'	1:5:4090:G:C8	2.51	0.45
1:5:4188:U:H2'	1:5:4189:U:C6	2.51	0.45
1:5:4418:G:O6	1:5:4421:C:H2'	2.17	0.45
1:5:4691:A:OP1	16:LH:75:SER:OG	2.31	0.45
1:5:4927:G:OP2	1:5:4927:G:N2	2.49	0.45
8:F:464:LEU:HD13	8:F:586:ARG:NH1	2.31	0.45
8:F:702:LEU:O	8:F:706:THR:N	2.40	0.45
8:F:824:CYS:HB3	8:F:870:LYS:HG3	1.99	0.45
8:F:1172:ASN:ND2	8:F:1223:GLU:OE1	2.49	0.45
10:LB:44:THR:OG1	10:LB:184:GLN:O	2.33	0.45
51:Z:182:LEU:HD12	51:Z:185:ARG:HE	1.80	0.45
1:5:240:G:C2	1:5:241:G:H1'	2.51	0.45
1:5:454:U:H2'	1:5:455:C:C6	2.51	0.45
1:5:1316:G:OP1	38:Le:43:ASN:ND2	2.40	0.45
1:5:1475:G:H22	1:5:1489:G:H1	1.65	0.45
1:5:1475:G:H22	1:5:1489:G:H22	1.63	0.45
1:5:1977:C:H5''	54:t:139:VAL:HG22	1.98	0.45
1:5:3668:C:OP1	52:a:8:GLN:NE2	2.49	0.45
1:5:3910:C:H2'	1:5:3911:C:H6	1.82	0.45
1:5:5061:A:H5''	1:5:5062:G:C8	2.52	0.45
3:8:133:G:O2'	31:LX:66:PRO:HB3	2.17	0.45
7:E:371:ASP:O	7:E:375:LEU:HD23	2.15	0.45
8:F:746:VAL:HG22	8:F:796:ILE:HG13	1.97	0.45
17:LI:99:ILE:HG22	17:LI:123:GLN:HB2	1.98	0.45
21:LN:104:GLU:OE2	21:LN:108:ARG:NH1	2.49	0.45
25:LR:112:SER:OG	25:LR:114:LYS:HG3	2.15	0.45
50:Lz:117:ILE:HA	50:Lz:120:ILE:HD13	1.98	0.45
1:5:130:C:N4	1:5:131:C:H41	2.13	0.45
1:5:299:C:H2'	1:5:300:A:C8	2.51	0.45
1:5:1459:A:H2'	1:5:1460:C:O4'	2.17	0.45
1:5:1505:C:H2'	1:5:1506:G:C8	2.51	0.45
1:5:4272:G:O2'	1:5:4273:A:H8	2.00	0.45
1:5:4688:C:H2'	1:5:4689:U:C6	2.52	0.45

Continued on next page...

Continued from previous page...

Atom-1	Atom-2	Interatomic distance (Å)	Clash overlap (Å)
4:B:412:LEU:O	4:B:418:GLN:NE2	2.44	0.45
8:F:253:SER:O	8:F:256:SER:OG	2.25	0.45
8:F:1375:LEU:O	8:F:1380:GLN:NE2	2.50	0.45
30:LW:52:THR:HG22	30:LW:54:LEU:H	1.82	0.45
36:Lc:105:ILE:O	36:Lc:106:ARG:NH2	2.50	0.45
50:Lz:33:GLU:O	50:Lz:206:ILE:HA	2.17	0.45
50:Lz:66:CYS:HB2	50:Lz:83:PRO:HB2	1.99	0.45
1:5:713:C:H2'	1:5:714:G:H8	1.82	0.45
1:5:2374:A:H2'	1:5:2375:A:H8	1.80	0.45
1:5:2553:A:OP2	1:5:2574:G:O2'	2.30	0.45
1:5:2745:A:H2'	1:5:2746:A:C8	2.50	0.45
5:C:209:GLU:OE1	5:C:209:GLU:N	2.47	0.45
7:E:547:LEU:HA	7:E:550:ASN:HD22	1.82	0.45
8:F:379:LEU:HG	8:F:432:MET:HG2	1.99	0.45
8:F:433:LEU:HA	8:F:437:GLN:HG3	1.98	0.45
10:LB:231:VAL:HG21	10:LB:251:VAL:HG23	1.98	0.45
51:Z:654:SER:OG	51:Z:655:PHE:N	2.50	0.45
1:5:2465:C:H2'	1:5:2466:G:O4'	2.17	0.45
1:5:3634:G:N2	1:5:3636:C:H5''	2.31	0.45
1:5:3923:A:H2'	1:5:3924:C:C6	2.52	0.45
1:5:4237:C:H2'	1:5:4238:G:C8	2.51	0.45
7:E:643:ASP:OD1	7:E:655:ARG:NH1	2.47	0.45
8:F:1581:LEU:HD21	28:LU:38:ASN:HB2	1.99	0.45
16:LH:93:ARG:NH1	46:Lm:82:LEU:HD11	2.31	0.45
1:5:86:U:H2'	1:5:87:A:H8	1.81	0.45
1:5:1621:A:OP2	43:Lj:30:GLN:NE2	2.49	0.45
1:5:1637:A:OP1	1:5:1640:C:N4	2.41	0.45
1:5:1846:G:H2'	1:5:1847:C:H6	1.82	0.45
1:5:4695:C:O2	46:Lm:106:ARG:NH1	2.50	0.45
34:La:119:LYS:HB3	34:La:119:LYS:HE3	1.80	0.45
51:Z:661:GLU:O	51:Z:664:VAL:HG12	2.17	0.45
1:5:94:A:H5''	34:La:34:ASN:HB2	1.99	0.45
1:5:1601:A:OP1	43:Lj:5:THR:OG1	2.31	0.45
1:5:1687:U:H2'	1:5:1688:G:C8	2.52	0.45
1:5:1771:U:H2'	1:5:1772:C:C6	2.52	0.45
1:5:3916:G:H2'	1:5:3917:A:C8	2.51	0.45
1:5:4281:A:O2'	1:5:4282:A:O5'	2.34	0.45
1:5:4637:G:H2'	1:5:4638:U:C6	2.52	0.45
3:8:51:U:O2'	3:8:52:A:N7	2.50	0.45
3:8:149:G:O2'	3:8:151:G:OP2	2.34	0.45
8:F:864:PRO:HD2	8:F:867:LEU:HD12	1.98	0.45

Continued on next page...

Continued from previous page...

Atom-1	Atom-2	Interatomic distance (Å)	Clash overlap (Å)
8:F:1134:LEU:HB2	8:F:1139:LYS:HE3	1.98	0.45
8:F:1720:SER:OG	8:F:1722:ILE:O	2.34	0.45
51:Z:312:ALA:O	51:Z:316:GLU:HG3	2.16	0.45
54:t:147:HIS:ND1	54:t:148:PRO:HD2	2.32	0.45
1:5:210:C:OP1	32:LY:59:ARG:NH2	2.49	0.44
1:5:1461:C:H2'	1:5:1462:A:C8	2.51	0.44
1:5:1704:C:O3'	14:LF:46:ARG:NH2	2.50	0.44
1:5:5006:U:H4'	1:5:5007:A:H5'	1.99	0.44
8:F:81:LEU:HD11	8:F:120:ARG:HB3	1.98	0.44
8:F:446:LEU:O	8:F:452:GLN:NE2	2.50	0.44
8:F:1516:LEU:O	8:F:1520:MET:HG2	2.16	0.44
15:LG:100:HIS:CE1	15:LG:103:ARG:HH11	2.35	0.44
16:LH:80:MET:HE3	16:LH:80:MET:HB2	1.89	0.44
17:LI:38:ARG:NH1	17:LI:45:GLU:OE1	2.50	0.44
33:LZ:76:ASN:OD1	33:LZ:77:TYR:N	2.50	0.44
39:Lf:106:TYR:HB2	39:Lf:107:PRO:HD3	1.99	0.44
1:5:216:C:OP2	1:5:219:G:O2'	2.33	0.44
1:5:1997:U:OP2	54:t:123:ARG:NH1	2.51	0.44
1:5:4543:G:H2'	1:5:4544:A:C8	2.52	0.44
21:LN:103:GLU:HB3	21:LN:160:GLU:HB2	1.98	0.44
50:Lz:40:ASN:O	50:Lz:200:ASN:ND2	2.49	0.44
51:Z:984:THR:HG23	51:Z:986:GLN:H	1.83	0.44
1:5:138:G:H2'	1:5:139:G:C8	2.53	0.44
1:5:423:G:H2'	1:5:424:U:H6	1.83	0.44
1:5:683:C:H2'	1:5:684:G:O4'	2.18	0.44
1:5:1753:G:H2'	1:5:1754:U:O4'	2.17	0.44
4:B:144:SER:HA	4:B:147:GLU:HG2	2.00	0.44
7:E:127:VAL:O	7:E:131:LEU:N	2.43	0.44
8:F:118:ASP:HB3	8:F:121:VAL:HG12	1.98	0.44
8:F:599:ASP:HA	8:F:602:ILE:HD12	1.99	0.44
8:F:1251:MET:HA	8:F:1254:TRP:HB2	1.98	0.44
10:LB:54:THR:OG1	10:LB:55:HIS:N	2.50	0.44
33:LZ:36:ARG:HG2	33:LZ:38:TYR:CZ	2.53	0.44
1:5:35:U:H4'	1:5:1525:A:C2	2.53	0.44
1:5:691:C:H2'	1:5:692:A:C8	2.53	0.44
1:5:1186:U:H2'	1:5:1187:G:N3	2.33	0.44
1:5:2352:U:H1'	11:LC:96:CYS:HA	1.97	0.44
1:5:3681:G:O6	52:a:125:LYS:HD3	2.17	0.44
1:5:4601:U:OP1	8:F:79:THR:OG1	2.24	0.44
4:B:438:GLN:HA	4:B:441:LEU:HB2	1.98	0.44
8:F:457:PHE:HB3	8:F:521:VAL:HG11	1.98	0.44

Continued on next page...

Continued from previous page...

Atom-1	Atom-2	Interatomic distance (Å)	Clash overlap (Å)
9:G:48:C:H2'	9:G:59:U:H1'	1.99	0.44
26:LS:16:CYS:SG	26:LS:54:MET:HG2	2.57	0.44
39:Lf:83:MET:HE3	39:Lf:83:MET:HB3	1.79	0.44
51:Z:81:HIS:HB3	51:Z:110:TYR:CD2	2.52	0.44
51:Z:785:SER:C	51:Z:787:LEU:N	2.75	0.44
53:s:198:ILE:O	53:s:198:ILE:HD12	2.17	0.44
1:5:162:A:H2'	1:5:163:A:H8	1.83	0.44
1:5:268:G:H2'	1:5:269:G:H8	1.83	0.44
1:5:2539:C:H2'	1:5:2540:C:H6	1.80	0.44
1:5:2664:G:OP1	25:LR:110:ARG:NH2	2.50	0.44
1:5:4237:C:H2'	1:5:4238:G:H8	1.81	0.44
1:5:4578:G:H2'	1:5:4579:U:H6	1.83	0.44
8:F:481:HIS:HA	8:F:484:GLU:HB2	1.99	0.44
8:F:737:LYS:NZ	8:F:786:TYR:O	2.51	0.44
8:F:885:GLN:NE2	8:F:887:ASP:OD2	2.50	0.44
8:F:1235:CYS:SG	8:F:1236:SER:N	2.90	0.44
8:F:1389:LEU:HD21	8:F:1397:VAL:HG22	1.98	0.44
8:F:1416:ASP:OD1	8:F:1423:TYR:OH	2.34	0.44
53:s:106:LYS:HE2	53:s:186:GLY:HA3	1.99	0.44
1:5:1916:G:O6	39:Lf:18:LEU:HB2	2.18	0.44
1:5:2079:G:H2'	1:5:2080:U:H6	1.82	0.44
1:5:2282:A:H4'	34:La:21:ARG:HG3	1.99	0.44
1:5:2685:C:H2'	1:5:2686:G:O4'	2.18	0.44
1:5:4630:G:H2'	1:5:4631:G:H8	1.82	0.44
4:B:114:LEU:HB3	4:B:486:ILE:HG12	2.00	0.44
4:B:488:ALA:O	4:B:491:SER:OG	2.35	0.44
7:E:693:LEU:HD12	7:E:720:ILE:HD11	1.99	0.44
8:F:1425:ASP:O	8:F:1427:GLU:N	2.51	0.44
8:F:1461:ILE:HD12	8:F:1461:ILE:HA	1.79	0.44
8:F:1668:ARG:HD2	8:F:1672:ALA:HB2	1.99	0.44
8:F:1695:MET:HE2	8:F:1695:MET:HB3	1.84	0.44
17:LI:19:LYS:HD3	17:LI:26:VAL:HB	2.00	0.44
17:LI:111:LEU:HG	17:LI:113:THR:H	1.82	0.44
50:Lz:179:LEU:O	50:Lz:183:ILE:HG12	2.17	0.44
1:5:1245:C:H2'	1:5:1246:G:C8	2.51	0.44
1:5:1248:C:H2'	1:5:1249:C:C6	2.53	0.44
1:5:1895:G:O2'	1:5:1907:A:N3	2.46	0.44
1:5:2744:A:H2'	1:5:2745:A:C8	2.53	0.44
1:5:4080:C:H2'	1:5:4081:G:C8	2.53	0.44
1:5:4457:U:H1'	10:LB:252:ALA:HB3	2.00	0.44
3:8:98:C:OP2	31:LX:67:ARG:NH2	2.51	0.44

Continued on next page...

Continued from previous page...

Atom-1	Atom-2	Interatomic distance (Å)	Clash overlap (Å)
5:C:227:LYS:NZ	5:C:301:LEU:O	2.39	0.44
8:F:352:GLY:O	8:F:353:ARG:HG2	2.18	0.44
28:LU:63:ILE:N	28:LU:63:ILE:HD12	2.32	0.44
51:Z:239:THR:HA	51:Z:242:PHE:HB2	2.00	0.44
53:s:127:ASN:HA	53:s:153:GLU:HA	2.00	0.44
1:5:385:A:H4'	1:5:386:A:H5'	1.99	0.44
1:5:1874:A:O4'	1:5:4213:A:N6	2.51	0.44
1:5:2082:G:H5''	24:LQ:12:LYS:HD2	2.00	0.44
1:5:2319:C:OP2	38:Le:62:SER:OG	2.28	0.44
1:5:2808:G:O3'	25:LR:60:ARG:NH2	2.51	0.44
1:5:3910:C:H2'	1:5:3911:C:C6	2.52	0.44
1:5:4048:A:HO2'	1:5:4049:U:P	2.41	0.44
1:5:4868:G:OP1	20:LM:90:ARG:NH1	2.51	0.44
4:B:476:LEU:O	4:B:480:LYS:HG2	2.17	0.44
7:E:677:LYS:HA	7:E:780:LYS:HD3	1.98	0.44
8:F:673:ASP:OD2	8:F:711:LYS:NZ	2.36	0.44
8:F:702:LEU:HA	8:F:705:LEU:HD12	1.99	0.44
10:LB:317:LEU:HD23	10:LB:317:LEU:HA	1.83	0.44
11:LC:328:LEU:HD22	14:LF:187:MET:HG3	2.00	0.44
32:LY:10:ASP:OD1	32:LY:12:SER:N	2.49	0.44
50:Lz:204:LEU:HB3	50:Lz:216:LEU:HB2	1.99	0.44
52:a:101:VAL:HG22	52:a:165:VAL:HG22	2.00	0.44
1:5:711:A:H2'	1:5:712:C:C6	2.53	0.44
1:5:1488:G:H2'	1:5:1489:G:C8	2.53	0.44
1:5:1490:G:H2'	1:5:1491:A:H8	1.83	0.44
1:5:1994:C:H2'	1:5:1995:G:H8	1.83	0.44
1:5:2041:A:N7	1:5:4434:C:O2'	2.51	0.44
1:5:3890:A:N6	1:5:4571:A:O4'	2.51	0.44
1:5:4043:G:H2'	1:5:4044:U:C6	2.53	0.44
1:5:4192:A:H2'	1:5:4193:C:H6	1.82	0.44
2:7:57:C:H2'	2:7:58:A:H8	1.83	0.44
8:F:13:LEU:HD13	51:Z:403:THR:HG22	2.00	0.44
9:G:35:G:OP1	51:Z:86:ARG:NE	2.50	0.44
10:LB:291:TYR:OH	10:LB:315:ASN:OD1	2.31	0.44
17:LI:109:ASP:OD1	17:LI:109:ASP:N	2.50	0.44
18:LJ:19:LYS:HB3	18:LJ:75:ARG:NH2	2.32	0.44
1:5:100:C:C2	1:5:101:A:C8	3.05	0.43
1:5:1580:C:H2'	1:5:1581:G:O4'	2.18	0.43
1:5:1750:G:H5''	17:LI:40:LYS:HD3	2.00	0.43
1:5:2065:G:O2'	39:Lf:80:ASN:OD1	2.30	0.43
1:5:4177:C:H2'	1:5:4178:A:H8	1.83	0.43

Continued on next page...

Continued from previous page...

Atom-1	Atom-2	Interatomic distance (Å)	Clash overlap (Å)
1:5:4184:G:H5'	52:a:233:ARG:HB2	2.00	0.43
1:5:4313:A:H2'	1:5:4314:C:O4'	2.17	0.43
1:5:4710:C:H2'	1:5:4711:C:C6	2.52	0.43
3:8:75:G:OP2	32:LY:74:TYR:OH	2.28	0.43
7:E:518:ARG:HH21	7:E:521:PHE:HB3	1.82	0.43
8:F:1278:CYS:SG	8:F:1282:CYS:N	2.91	0.43
10:LB:77:THR:HG21	10:LB:337:VAL:HG22	2.00	0.43
29:LV:13:LYS:HB2	29:LV:128:LEU:HD21	2.00	0.43
51:Z:23:GLY:C	51:Z:43:LYS:HE2	2.43	0.43
1:5:462:G:H2'	1:5:463:A:C8	2.53	0.43
1:5:1339:U:OP1	34:La:8:THR:OG1	2.33	0.43
1:5:2444:U:H4'	3:8:110:U:O2	2.18	0.43
1:5:3789:C:OP2	1:5:3790:U:O2'	2.32	0.43
1:5:4385:A:O2'	1:5:4546:A:OP1	2.33	0.43
1:5:4538:G:H2'	1:5:4539:U:C6	2.53	0.43
1:5:4954:G:H2'	1:5:4955:A:H8	1.80	0.43
2:7:117:G:OP1	12:LD:253:TYR:OH	2.22	0.43
8:F:286:ILE:HG23	8:F:290:MET:HB2	2.00	0.43
8:F:1006:LYS:HA	8:F:1006:LYS:HD2	1.47	0.43
28:LU:41:GLN:OE1	28:LU:44:GLN:NE2	2.49	0.43
51:Z:188:ASN:HB2	51:Z:195:PRO:HD3	2.00	0.43
51:Z:402:GLN:O	51:Z:402:GLN:NE2	2.51	0.43
51:Z:562:ASP:OD1	51:Z:579:ASN:N	2.49	0.43
1:5:956:A:N6	1:5:1283:G:H1'	2.33	0.43
1:5:1318:C:OP1	34:La:21:ARG:HB3	2.18	0.43
1:5:2081:C:H2'	1:5:2082:G:C8	2.53	0.43
1:5:2521:G:H5'	1:5:2640:G:H1'	2.01	0.43
1:5:3877:A:N3	1:5:4401:G:O2'	2.47	0.43
1:5:4651:A:H2'	1:5:4652:G:O4'	2.18	0.43
3:8:97:A:O3'	31:LX:67:ARG:NH1	2.52	0.43
7:E:482:ILE:HG22	7:E:483:GLU:HG2	2.01	0.43
8:F:1186:LEU:HB3	8:F:1231:PHE:CD1	2.53	0.43
10:LB:115:LYS:NZ	10:LB:129:ALA:O	2.36	0.43
29:LV:112:MET:HE2	29:LV:112:MET:HB3	1.78	0.43
50:Lz:174:MET:HE2	50:Lz:178:GLU:HG3	2.00	0.43
1:5:86:U:H2'	1:5:87:A:C8	2.53	0.43
1:5:426:A:H2'	1:5:427:A:H8	1.83	0.43
1:5:490:C:H2'	1:5:491:G:C8	2.53	0.43
1:5:1392:A:H2'	1:5:1393:G:C8	2.53	0.43
1:5:2072:C:OP1	24:LQ:2:GLY:N	2.51	0.43
1:5:3726:A:N6	1:5:4359:U:O2'	2.45	0.43

Continued on next page...

Continued from previous page...

Atom-1	Atom-2	Interatomic distance (Å)	Clash overlap (Å)
1:5:4153:C:H2'	1:5:4154:G:H8	1.83	0.43
7:E:182:PHE:O	7:E:186:HIS:N	2.42	0.43
8:F:313:CYS:HB2	8:F:317:TRP:HZ3	1.83	0.43
8:F:949:PRO:HG2	8:F:957:MET:HE1	2.00	0.43
8:F:1186:LEU:HB3	8:F:1231:PHE:HD1	1.83	0.43
40:Lg:111:ALA:O	40:Lg:114:GLN:NE2	2.52	0.43
49:Lr:38:PHE:O	49:Lr:45:HIS:NE2	2.36	0.43
50:Lz:173:LYS:HB2	50:Lz:173:LYS:HE2	1.82	0.43
51:Z:188:ASN:O	51:Z:190:LEU:N	2.51	0.43
1:5:288:G:H2'	1:5:289:C:C6	2.53	0.43
1:5:1490:G:H2'	1:5:1491:A:C8	2.52	0.43
1:5:1777:C:H2'	1:5:1778:C:H6	1.82	0.43
1:5:2264:C:H2'	1:5:2265:G:O4'	2.18	0.43
1:5:4178:A:H2'	1:5:4179:G:H8	1.83	0.43
4:B:242:ARG:NH1	4:B:339:ASP:OD2	2.44	0.43
4:B:470:PRO:O	4:B:471:LYS:C	2.61	0.43
7:E:186:HIS:O	7:E:190:ILE:HG12	2.19	0.43
7:E:553:LEU:HD23	7:E:553:LEU:HA	1.74	0.43
8:F:115:LEU:HD21	8:F:223:ARG:HG2	2.01	0.43
8:F:1479:LEU:O	8:F:1483:LEU:HG	2.19	0.43
11:LC:140:LYS:O	11:LC:204:ARG:NH1	2.52	0.43
11:LC:269:LYS:HB3	11:LC:269:LYS:HE3	1.78	0.43
22:LO:125:LYS:HG3	22:LO:129:LEU:HD12	2.00	0.43
26:LS:73:LEU:HD23	26:LS:73:LEU:HA	1.78	0.43
43:Lj:39:TYR:CG	43:Lj:40:PRO:HA	2.53	0.43
1:5:1431:C:H2'	1:5:1432:G:O4'	2.17	0.43
1:5:1646:A:H2'	1:5:1647:U:C6	2.54	0.43
1:5:2698:G:H21	40:Lg:28:ASN:HD21	1.66	0.43
1:5:3717:A:H2'	1:5:3718:A:H8	1.84	0.43
1:5:3805:U:C2	1:5:3806:G:C8	3.06	0.43
1:5:4319:C:H2'	1:5:4320:G:H8	1.83	0.43
4:B:394:THR:O	4:B:398:MET:N	2.49	0.43
8:F:152:LEU:HA	8:F:155:GLN:HB2	2.01	0.43
8:F:1006:LYS:HA	8:F:1009:LEU:HD12	1.99	0.43
19:LL:52:SER:OG	19:LL:152:GLY:O	2.32	0.43
32:LY:34:LEU:HD21	32:LY:47:MET:HB2	2.00	0.43
36:Lc:51:ASN:ND2	36:Lc:78:ASN:OD1	2.45	0.43
51:Z:55:GLY:HA2	51:Z:116:LEU:HA	2.01	0.43
51:Z:114:ILE:HG23	51:Z:122:ILE:HG12	2.01	0.43
51:Z:313:LEU:O	51:Z:317:LYS:HG2	2.18	0.43
51:Z:323:LEU:HD23	51:Z:324:ASP:H	1.84	0.43

Continued on next page...

Continued from previous page...

Atom-1	Atom-2	Interatomic distance (Å)	Clash overlap (Å)
52:a:90:CYS:HB3	52:a:101:VAL:HB	2.00	0.43
52:a:117:GLU:HG2	52:a:124:GLY:H	1.83	0.43
54:t:146:ARG:HH11	54:t:147:HIS:HB2	1.83	0.43
1:5:162:A:H2'	1:5:163:A:C8	2.53	0.43
1:5:1440:U:H2'	1:5:1441:C:C6	2.54	0.43
1:5:1895:G:OP1	14:LF:96:ARG:NH1	2.51	0.43
1:5:4592:C:H2'	1:5:4593:C:C6	2.53	0.43
1:5:4891:G:C6	1:5:4892:A:C6	3.06	0.43
7:E:590:ALA:O	7:E:595:MET:N	2.39	0.43
9:G:1:G:H2'	9:G:2:G:C8	2.52	0.43
25:LR:148:ASP:C	25:LR:148:ASP:OD1	2.62	0.43
31:LX:145:ASP:OD1	31:LX:145:ASP:C	2.62	0.43
33:LZ:29:ILE:HG22	33:LZ:32:GLY:H	1.82	0.43
35:Lb:93:LEU:HD23	35:Lb:93:LEU:HA	1.81	0.43
39:Lf:40:GLU:O	39:Lf:109:ARG:NH1	2.50	0.43
53:s:93:GLU:N	53:s:93:GLU:OE1	2.52	0.43
1:5:911:U:H2'	1:5:912:G:O4'	2.19	0.43
1:5:1309:C:H2'	1:5:1310:C:C6	2.54	0.43
1:5:1468:C:H2'	1:5:1469:C:H6	1.84	0.43
1:5:2757:A:H2'	1:5:2758:G:C8	2.53	0.43
1:5:3717:A:OP2	1:5:3735:G:N2	2.42	0.43
1:5:4153:C:H2'	1:5:4154:G:C8	2.53	0.43
1:5:4177:C:OP1	21:LN:93:LYS:NZ	2.39	0.43
1:5:4266:G:N3	1:5:4266:G:H2'	2.34	0.43
1:5:4356:G:C2	1:5:4357:G:C8	3.07	0.43
7:E:710:PRO:HG3	51:Z:777:TYR:OH	2.18	0.43
8:F:446:LEU:HD11	8:F:501:LYS:NZ	2.34	0.43
8:F:502:ILE:HG13	8:F:597:LEU:HD22	2.01	0.43
8:F:768:SER:O	8:F:772:THR:OG1	2.31	0.43
8:F:825:ASP:OD1	8:F:870:LYS:NZ	2.35	0.43
8:F:881:LEU:HD13	8:F:881:LEU:HA	1.86	0.43
12:LD:97:ALA:O	12:LD:101:THR:OG1	2.36	0.43
28:LU:24:ASP:OD1	28:LU:26:THR:OG1	2.35	0.43
31:LX:67:ARG:HA	31:LX:67:ARG:HD2	1.71	0.43
35:Lb:58:GLN:H	35:Lb:58:GLN:HG2	1.69	0.43
51:Z:403:THR:O	51:Z:405:HIS:ND1	2.43	0.43
1:5:86:U:OP1	24:LQ:169:SER:OG	2.33	0.43
1:5:288:G:H2'	1:5:289:C:H6	1.83	0.43
1:5:424:U:H5''	23:LP:34:GLN:HE22	1.82	0.43
1:5:425:U:H2'	1:5:426:A:C8	2.54	0.43
1:5:1906:U:H2'	1:5:1907:A:H8	1.84	0.43

Continued on next page...

Continued from previous page...

Atom-1	Atom-2	Interatomic distance (Å)	Clash overlap (Å)
1:5:1973:G:H5''	54:t:119:ARG:HH11	1.84	0.43
1:5:2694:G:H5'	1:5:2695:A:C2	2.54	0.43
1:5:2751:G:H2'	1:5:2752:G:H8	1.84	0.43
1:5:2756:G:H2'	1:5:2757:A:C8	2.54	0.43
1:5:4642:U:H2'	1:5:4643:G:C8	2.53	0.43
8:F:1185:LEU:O	8:F:1189:ILE:HG22	2.19	0.43
9:G:23:C:H2'	9:G:24:G:H8	1.84	0.43
10:LB:74:GLU:OE1	10:LB:285:TYR:OH	2.21	0.43
10:LB:168:MET:HA	10:LB:171:LEU:HD12	2.01	0.43
12:LD:208:MET:HE2	12:LD:208:MET:HB3	1.87	0.43
13:LE:277:LEU:HA	13:LE:281:ILE:HD11	2.00	0.43
1:5:483:G:H4'	1:5:484:U:H5''	2.00	0.43
1:5:1090:G:OP1	27:LT:142:ARG:NH2	2.47	0.43
1:5:1662:C:H2'	1:5:1663:C:C6	2.54	0.43
1:5:1730:U:H2'	1:5:1731:C:H6	1.83	0.43
1:5:1998:A:N7	53:s:55:MET:SD	2.92	0.43
1:5:2341:A:OP2	34:La:4:ARG:NH1	2.47	0.43
1:5:2508:U:H2'	1:5:2509:C:C6	2.54	0.43
1:5:3615:G:N3	30:LW:44:ARG:HD3	2.34	0.43
1:5:4347:G:H2'	1:5:4348:A:C8	2.53	0.43
1:5:4420:U:H3'	1:5:4421:C:C5	2.53	0.43
3:8:64:U:C2	3:8:65:A:C8	3.07	0.43
13:LE:281:ILE:HD13	13:LE:286:LEU:HD11	2.01	0.43
17:LI:140:THR:OG1	17:LI:141:LYS:N	2.51	0.43
20:LM:47:ARG:NH1	20:LM:68:ALA:O	2.48	0.43
32:LY:130:LYS:N	32:LY:130:LYS:HD2	2.34	0.43
44:Lk:26:LYS:NZ	44:Lk:28:ASN:OD1	2.47	0.43
47:Lo:2:VAL:N	47:Lo:90:HIS:O	2.51	0.43
51:Z:237:LYS:H	51:Z:237:LYS:HG2	1.56	0.43
53:s:30:VAL:O	53:s:87:GLY:N	2.47	0.43
1:5:1278:C:H2'	1:5:1279:A:O4'	2.19	0.42
1:5:1514:U:H2'	1:5:1515:A:C8	2.54	0.42
1:5:1825:A:H2'	1:5:1826:G:C8	2.53	0.42
1:5:4178:A:H2'	1:5:4179:G:C8	2.53	0.42
1:5:4351:U:H2'	1:5:4352:U:H6	1.85	0.42
1:5:4499:G:C2	1:5:4529:G:H1'	2.54	0.42
1:5:4592:C:H2'	1:5:4593:C:H6	1.84	0.42
1:5:4970:C:C2	1:5:4971:A:C8	3.07	0.42
8:F:1431:ALA:HB2	8:F:1501:MET:HE2	2.01	0.42
8:F:1540:THR:OG1	8:F:1541:PHE:N	2.52	0.42
19:LL:130:LYS:HZ2	19:LL:132:SER:H	1.67	0.42

Continued on next page...

Continued from previous page...

Atom-1	Atom-2	Interatomic distance (Å)	Clash overlap (Å)
21:LN:155:VAL:O	21:LN:162:ARG:NH1	2.50	0.42
25:LR:108:ARG:HG3	25:LR:108:ARG:NH2	2.31	0.42
28:LU:35:ASP:OD1	28:LU:35:ASP:C	2.62	0.42
33:LZ:22:LYS:NZ	33:LZ:132:GLN:O	2.45	0.42
52:a:227:ARG:O	52:a:234:LYS:NZ	2.35	0.42
1:5:394:G:N2	1:5:397:G:OP2	2.33	0.42
1:5:952:G:H2'	1:5:953:C:C6	2.55	0.42
1:5:1554:A:OP1	48:Lp:5:THR:OG1	2.36	0.42
1:5:1646:A:OP1	11:LC:63:SER:OG	2.30	0.42
1:5:1823:G:H2'	1:5:1824:G:C8	2.54	0.42
1:5:1914:C:H4'	22:LO:89:PRO:HD3	1.99	0.42
1:5:2580:U:O2'	33:LZ:79:HIS:ND1	2.39	0.42
1:5:2838:G:OP1	10:LB:248:LEU:N	2.52	0.42
1:5:3976:C:H42	1:5:4038:C:H5	1.67	0.42
1:5:4563:U:C2	1:5:4564:A:C8	3.08	0.42
1:5:4637:G:OP1	37:Ld:30:HIS:NE2	2.43	0.42
1:5:4878:C:H2'	1:5:4879:C:H6	1.84	0.42
1:5:5066:U:H2'	1:5:5067:U:C6	2.54	0.42
4:B:175:VAL:HG23	4:B:434:THR:OG1	2.18	0.42
4:B:454:MET:O	4:B:457:LYS:HG3	2.19	0.42
7:E:154:THR:O	7:E:158:THR:OG1	2.25	0.42
8:F:418:PHE:CE1	8:F:422:GLN:HG3	2.53	0.42
29:LV:43:LYS:HE2	29:LV:62:MET:HE3	2.02	0.42
31:LX:91:GLU:HG2	31:LX:92:ASP:OD1	2.19	0.42
34:La:37:GLY:HA3	34:La:53:PHE:HZ	1.84	0.42
1:5:44:A:N3	1:5:94:A:H2	2.17	0.42
1:5:137:G:C2	1:5:138:G:C5	3.07	0.42
1:5:1666:C:H2'	1:5:1667:G:O4'	2.20	0.42
1:5:2689:C:C2	1:5:2690:C:C5	3.07	0.42
1:5:4460:U:H2'	1:5:4461:C:H6	1.84	0.42
8:F:1445:GLN:HB3	8:F:1477:TYR:HB2	2.00	0.42
17:LI:43:VAL:HG21	17:LI:197:VAL:HG13	2.02	0.42
25:LR:151:ARG:HH22	25:LR:152:LYS:HA	1.84	0.42
1:5:1074:G:H2'	1:5:1075:G:H8	1.85	0.42
1:5:2743:A:H1'	52:a:21:LYS:HE3	2.00	0.42
7:E:542:GLU:O	7:E:543:GLU:C	2.62	0.42
7:E:581:ILE:HD12	7:E:581:ILE:C	2.44	0.42
7:E:717:ASN:HA	7:E:725:HIS:CD2	2.54	0.42
8:F:1086:THR:O	8:F:1090:LEU:HG	2.20	0.42
8:F:1271:GLN:NE2	8:F:1338:PHE:O	2.44	0.42
8:F:1336:THR:O	8:F:1336:THR:OG1	2.38	0.42

Continued on next page...

Continued from previous page...

Atom-1	Atom-2	Interatomic distance (Å)	Clash overlap (Å)
12:LD:41:LYS:HG3	27:LT:93:ILE:HG21	2.01	0.42
27:LT:14:MET:HE2	27:LT:58:HIS:CD2	2.55	0.42
41:Lh:3:LYS:HB3	41:Lh:5:LYS:HE2	2.01	0.42
51:Z:194:GLY:O	51:Z:195:PRO:C	2.62	0.42
51:Z:525:TYR:N	51:Z:528:GLU:OE1	2.36	0.42
1:5:194:C:O2	32:LY:121:ARG:NH1	2.48	0.42
1:5:677:G:H2'	1:5:678:C:C6	2.54	0.42
1:5:1418:C:H2'	1:5:1419:G:O4'	2.20	0.42
1:5:1460:C:H5''	24:LQ:144:LYS:HG2	2.00	0.42
1:5:1866:U:H2'	1:5:1867:A:O4'	2.20	0.42
1:5:2285:A:H2'	1:5:2286:G:H8	1.85	0.42
1:5:2556:G:H2'	1:5:2557:G:H8	1.83	0.42
4:B:341:LEU:HD23	4:B:341:LEU:H	1.85	0.42
4:B:364:LEU:HD23	4:B:398:MET:HE3	2.01	0.42
7:E:79:ILE:HG23	7:E:93:ILE:HG21	2.01	0.42
7:E:213:GLN:HB2	7:E:216:LEU:HB2	2.00	0.42
8:F:433:LEU:HA	8:F:437:GLN:HE21	1.85	0.42
8:F:1678:ASN:OD1	8:F:1682:GLN:NE2	2.50	0.42
10:LB:56:ILE:HD13	10:LB:365:LEU:HD22	2.01	0.42
10:LB:223:THR:O	10:LB:343:ARG:NH1	2.52	0.42
16:LH:53:LYS:HD3	16:LH:53:LYS:HA	1.67	0.42
19:LL:66:TYR:HB3	19:LL:69:LYS:HE2	2.02	0.42
22:LO:187:LYS:HE2	22:LO:187:LYS:HB3	1.95	0.42
26:LS:95:ARG:NH1	26:LS:112:ASP:OD2	2.49	0.42
51:Z:250:GLN:HG2	51:Z:270:TYR:HA	2.01	0.42
1:5:228:C:H2'	1:5:229:G:H8	1.85	0.42
1:5:396:A:H2'	1:5:397:G:C8	2.55	0.42
1:5:1840:G:OP2	14:LF:202:LYS:NZ	2.50	0.42
1:5:2292:C:H2'	1:5:2293:U:C6	2.54	0.42
1:5:2521:G:H2'	1:5:2522:G:C8	2.54	0.42
1:5:2691:U:H2'	1:5:2692:U:C6	2.54	0.42
1:5:4050:A:H5'	1:5:4050:A:N3	2.34	0.42
7:E:573:LEU:HD23	7:E:635:ILE:HD11	2.02	0.42
8:F:699:LYS:HG3	8:F:735:TRP:HD1	1.85	0.42
8:F:794:GLU:O	8:F:798:VAL:HG23	2.19	0.42
51:Z:249:ILE:N	51:Z:249:ILE:HD12	2.35	0.42
52:a:140:ASN:OD1	52:a:143:THR:HG22	2.19	0.42
54:t:52:ASP:OD1	54:t:52:ASP:N	2.51	0.42
1:5:298:G:OP1	21:LN:179:LYS:HD3	2.20	0.42
1:5:1724:G:N2	1:5:1876:U:OP1	2.52	0.42
1:5:1830:G:H2'	1:5:1831:G:C8	2.53	0.42

Continued on next page...

Continued from previous page...

Atom-1	Atom-2	Interatomic distance (Å)	Clash overlap (Å)
1:5:2019:C:H2'	1:5:2020:U:C6	2.54	0.42
1:5:2072:C:C2	1:5:2073:C:C5	3.07	0.42
1:5:4891:G:H3'	1:5:4892:A:H2	1.85	0.42
2:7:28:C:H1'	2:7:54:A:H61	1.85	0.42
2:7:111:C:H2'	2:7:112:U:O4'	2.19	0.42
8:F:1475:LEU:HD13	8:F:1479:LEU:HD23	2.02	0.42
12:LD:41:LYS:HB2	27:LT:68:THR:O	2.20	0.42
20:LM:50:MET:HE3	20:LM:50:MET:HB2	1.91	0.42
21:LN:178:HIS:HA	21:LN:181:HIS:NE2	2.34	0.42
25:LR:139:MET:HE3	25:LR:139:MET:HB2	1.86	0.42
54:t:108:GLU:C	54:t:108:GLU:OE1	2.63	0.42
1:5:713:C:H2'	1:5:714:G:C8	2.55	0.42
1:5:1677:U:H4'	1:5:1680:G:C2	2.55	0.42
1:5:2633:U:H2'	1:5:2634:C:C6	2.55	0.42
1:5:3856:A:H5''	23:LP:83:TRP:O	2.20	0.42
1:5:4263:C:H2'	1:5:4264:G:O4'	2.20	0.42
1:5:4507:A:H2'	1:5:4508:C:C6	2.54	0.42
8:F:28:GLU:OE2	51:Z:366:ARG:NH2	2.52	0.42
8:F:1271:GLN:OE1	8:F:1341:ALA:N	2.52	0.42
8:F:1394:ALA:HB3	8:F:1397:VAL:HG12	2.02	0.42
41:Lh:63:GLN:O	41:Lh:67:GLU:HG3	2.20	0.42
42:Li:33:LEU:HD11	42:Li:38:LYS:HB2	2.01	0.42
51:Z:271:GLU:HG3	51:Z:272:GLU:HG2	2.01	0.42
53:s:97:GLU:OE2	53:s:98:ILE:HG12	2.20	0.42
54:t:20:GLY:N	54:t:50:THR:OG1	2.52	0.42
1:5:67:C:N4	1:5:325:U:O2'	2.47	0.42
1:5:175:C:H2'	1:5:176:G:C8	2.54	0.42
1:5:285:G:H2'	1:5:286:U:C6	2.55	0.42
1:5:1068:G:H2'	1:5:1069:G:H8	1.84	0.42
1:5:1249:C:H2'	1:5:1250:C:C6	2.55	0.42
1:5:1811:G:H2'	1:5:1812:C:H6	1.85	0.42
1:5:2811:G:H22	1:5:2813:A:H3'	1.85	0.42
1:5:3605:C:H2'	1:5:3606:U:O4'	2.20	0.42
1:5:3727:A:H2'	1:5:3728:A:C8	2.54	0.42
1:5:4424:A:H8	46:Lm:125:LYS:HZ1	1.68	0.42
1:5:4524:G:N3	10:LB:252:ALA:HB1	2.35	0.42
1:5:4897:G:H2'	1:5:4898:G:H8	1.83	0.42
2:7:63:C:H5'	2:7:64:G:H5''	2.01	0.42
7:E:518:ARG:NH2	7:E:521:PHE:HB3	2.35	0.42
8:F:1232:LEU:HD11	8:F:1280:LEU:HD12	2.01	0.42
8:F:1421:LYS:HE2	8:F:1421:LYS:N	2.35	0.42

Continued on next page...

Continued from previous page...

Atom-1	Atom-2	Interatomic distance (Å)	Clash overlap (Å)
14:LF:226:HIS:ND1	14:LF:228:VAL:HG22	2.35	0.42
21:LN:116:LEU:HD22	21:LN:135:ILE:HD11	2.02	0.42
53:s:97:GLU:O	53:s:101:MET:HG3	2.20	0.42
53:s:143:ILE:HD12	53:s:158:VAL:HG11	2.02	0.42
1:5:1399:G:H2'	1:5:1400:G:H8	1.84	0.42
1:5:1645:C:H2'	1:5:1646:A:C8	2.55	0.42
1:5:1809:C:H2'	1:5:1810:G:H8	1.85	0.42
1:5:2674:A:N6	48:Lp:42:CYS:HA	2.35	0.42
1:5:3654:G:O2'	1:5:3693:U:OP1	2.33	0.42
1:5:4319:C:H2'	1:5:4320:G:C8	2.54	0.42
1:5:4768:G:H2'	1:5:4769:G:C8	2.55	0.42
8:F:883:VAL:HG22	8:F:934:SER:HB3	2.00	0.42
9:G:60:U:H3'	9:G:61:C:H5'	2.02	0.42
13:LE:190:HIS:HB3	13:LE:193:PHE:HD2	1.84	0.42
16:LH:44:GLU:HB3	16:LH:58:ASP:HB2	2.02	0.42
17:LI:181:PHE:HE1	17:LI:197:VAL:HG21	1.84	0.42
32:LY:47:MET:HE3	32:LY:47:MET:HB3	1.79	0.42
37:Ld:101:LYS:O	37:Ld:102:LEU:HD23	2.20	0.42
51:Z:131:ILE:HG22	51:Z:151:GLU:O	2.20	0.42
51:Z:620:VAL:HB	51:Z:637:ILE:HG12	2.00	0.42
1:5:456:C:H2'	1:5:457:G:C8	2.53	0.41
1:5:670:G:H2'	1:5:671:G:H8	1.85	0.41
1:5:921:C:H2'	1:5:922:C:H6	1.85	0.41
1:5:1281:G:H5'	11:LC:323:ARG:HB2	2.02	0.41
1:5:1519:C:H2'	1:5:1520:C:H6	1.85	0.41
1:5:1875:C:H2'	1:5:1876:U:C6	2.54	0.41
1:5:2362:U:H2'	1:5:2363:A:C8	2.55	0.41
1:5:2374:A:H2'	1:5:2375:A:C8	2.54	0.41
1:5:2412:A:H2'	1:5:2413:U:H6	1.84	0.41
1:5:2817:C:H4'	1:5:4655:A:O2'	2.20	0.41
1:5:3878:C:N4	1:5:4518:A:O4'	2.53	0.41
1:5:4046:A:H2'	1:5:4047:A:C4	2.55	0.41
1:5:4493:U:H2'	1:5:4494:G:C8	2.54	0.41
1:5:4538:G:H2'	1:5:4539:U:H6	1.83	0.41
1:5:4699:U:H4'	1:5:4700:A:OP1	2.19	0.41
7:E:58:THR:HG23	7:E:61:GLN:H	1.85	0.41
7:E:672:LEU:HD22	51:Z:782:ILE:HD11	2.02	0.41
8:F:1187:HIS:O	8:F:1191:LYS:N	2.46	0.41
12:LD:52:ILE:N	12:LD:63:GLN:O	2.48	0.41
21:LN:181:HIS:O	21:LN:195:ARG:NH1	2.40	0.41
40:Lg:88:ARG:HG2	40:Lg:92:LYS:HE2	2.00	0.41

Continued on next page...

Continued from previous page...

Atom-1	Atom-2	Interatomic distance (Å)	Clash overlap (Å)
50:Lz:26:ARG:HE	50:Lz:27:LYS:H	1.68	0.41
51:Z:115:GLU:CD	51:Z:138:ARG:HH12	2.28	0.41
1:5:1266:G:C8	35:Lb:95:ARG:HG3	2.55	0.41
1:5:1327:C:H2'	1:5:1328:G:C8	2.56	0.41
1:5:1786:A:H2'	1:5:1789:C:C5	2.55	0.41
1:5:1878:G:H2'	1:5:1879:C:C6	2.55	0.41
1:5:2049:G:H2'	1:5:2050:G:H8	1.85	0.41
1:5:4228:G:H5''	1:5:4229:U:O4'	2.20	0.41
1:5:4691:A:H2'	1:5:4692:A:O4'	2.21	0.41
7:E:502:ALA:O	7:E:506:ILE:HG23	2.19	0.41
12:LD:106:ALA:HB2	12:LD:166:ALA:HA	2.02	0.41
27:LT:154:ILE:O	27:LT:154:ILE:HD12	2.20	0.41
51:Z:111:HIS:HB2	51:Z:125:THR:OG1	2.20	0.41
54:t:146:ARG:CZ	54:t:147:HIS:H	2.33	0.41
1:5:281:U:H2'	1:5:282:C:H6	1.85	0.41
1:5:1981:G:HO2'	1:5:1982:G:P	2.42	0.41
1:5:2049:G:H2'	1:5:2050:G:C8	2.55	0.41
1:5:2759:G:O2'	1:5:2760:G:O4'	2.24	0.41
1:5:2857:A:H2'	1:5:2858:A:O4'	2.20	0.41
1:5:3722:G:H2'	1:5:3723:A:H8	1.85	0.41
1:5:4126:C:OP1	15:LG:37:LYS:NZ	2.53	0.41
1:5:4173:G:H2'	1:5:4174:U:C6	2.54	0.41
1:5:4342:C:H2'	1:5:4343:U:H6	1.85	0.41
1:5:4748:U:H5''	39:Lf:54:LYS:HE3	2.02	0.41
11:LC:275:SER:C	11:LC:276:ASN:HD22	2.25	0.41
13:LE:94:LYS:HA	13:LE:95:PRO:HD3	1.97	0.41
24:LQ:76:GLU:H	24:LQ:76:GLU:CD	2.29	0.41
27:LT:102:ARG:O	27:LT:106:LEU:HD22	2.20	0.41
40:Lg:70:THR:HA	40:Lg:73:HIS:CD2	2.55	0.41
53:s:40:MET:HG3	53:s:44:ARG:HE	1.86	0.41
1:5:7:C:H2'	1:5:8:U:H6	1.84	0.41
1:5:9:C:OP1	21:LN:37:HIS:NE2	2.53	0.41
1:5:1084:C:H2'	1:5:1085:C:H6	1.86	0.41
1:5:1209:U:O2'	1:5:1211:G:H8	2.03	0.41
1:5:1307:A:H2'	1:5:1308:C:C6	2.55	0.41
1:5:1460:C:H2'	1:5:1461:C:C6	2.52	0.41
1:5:1879:C:O2'	1:5:1891:A:N3	2.50	0.41
1:5:2810:U:H2'	1:5:2811:G:O4'	2.19	0.41
1:5:4251:A:H2'	1:5:4252:C:C6	2.55	0.41
1:5:4351:U:H2'	1:5:4352:U:C6	2.56	0.41
1:5:4627:U:H4'	10:LB:373:LYS:HD2	2.02	0.41

Continued on next page...

Continued from previous page...

Atom-1	Atom-2	Interatomic distance (Å)	Clash overlap (Å)
3:8:68:G:H2'	3:8:69:U:O4'	2.21	0.41
8:F:54:ALA:HA	46:Lm:79:GLU:OE2	2.20	0.41
8:F:1409:MET:O	8:F:1412:LEU:N	2.49	0.41
10:LB:167:GLN:OE1	10:LB:169:ARG:NH2	2.46	0.41
11:LC:213:GLU:OE1	11:LC:213:GLU:HA	2.20	0.41
13:LE:161:ARG:O	13:LE:182:ASN:ND2	2.53	0.41
15:LG:159:HIS:CD2	15:LG:186:GLY:H	2.38	0.41
17:LI:184:MET:HE2	17:LI:184:MET:HB3	1.86	0.41
20:LM:135:LEU:HD12	20:LM:135:LEU:HA	1.82	0.41
51:Z:68:ASN:ND2	51:Z:70:MET:O	2.53	0.41
52:a:137:ILE:HD11	52:a:149:LYS:HB2	2.02	0.41
1:5:2640:G:H2'	1:5:2641:A:H8	1.84	0.41
1:5:3934:G:H2'	1:5:3935:C:C6	2.56	0.41
8:F:97:GLU:O	8:F:100:LYS:HG2	2.20	0.41
8:F:286:ILE:HG12	8:F:289:LEU:HB2	2.02	0.41
8:F:864:PRO:O	8:F:868:ILE:HG13	2.21	0.41
8:F:1537:ASP:OD1	8:F:1537:ASP:C	2.63	0.41
26:LS:2:LYS:HE3	26:LS:43:ARG:HD2	2.01	0.41
50:Lz:111:LEU:HD21	50:Lz:151:VAL:HG21	2.02	0.41
51:Z:538:ASN:H	51:Z:671:ARG:HD3	1.86	0.41
1:5:266:C:H2'	1:5:267:G:C8	2.56	0.41
1:5:1472:C:H2'	1:5:1473:U:C6	2.55	0.41
1:5:2391:G:OP1	1:5:4653:C:O2'	2.37	0.41
1:5:3704:U:C2	1:5:3705:G:C8	3.09	0.41
1:5:3747:A:C8	52:a:245:ARG:HB2	2.55	0.41
1:5:3975:C:H5'	50:Lz:26:ARG:CZ	2.51	0.41
1:5:4091:G:H2'	1:5:4092:G:C8	2.54	0.41
1:5:4342:C:H2'	1:5:4343:U:C6	2.55	0.41
1:5:4975:G:O2'	1:5:4977:A:N6	2.47	0.41
1:5:5061:A:H5''	1:5:5062:G:H8	1.85	0.41
2:7:4:U:H2'	2:7:5:A:H8	1.86	0.41
4:B:407:ASP:OD1	4:B:408:LEU:N	2.53	0.41
7:E:550:ASN:HD21	51:Z:787:LEU:HD22	1.86	0.41
8:F:961:LEU:HD11	8:F:997:HIS:ND1	2.35	0.41
8:F:1044:PRO:O	8:F:1048:ILE:HG13	2.20	0.41
17:LI:35:ASP:OD2	17:LI:86:HIS:NE2	2.54	0.41
53:s:21:LEU:HD11	53:s:75:LEU:HD21	2.02	0.41
1:5:76:A:H5'	19:LL:101:ARG:NH2	2.36	0.41
1:5:427:A:H2'	1:5:428:G:C8	2.55	0.41
1:5:941:C:O2'	1:5:944:A:N1	2.45	0.41
1:5:961:G:O2'	1:5:963:G:N7	2.47	0.41

Continued on next page...

Continued from previous page...

Atom-1	Atom-2	Interatomic distance (Å)	Clash overlap (Å)
1:5:1987:C:HO2'	1:5:1988:G:P	2.44	0.41
1:5:3770:U:C2	1:5:3771:C:C5	3.09	0.41
7:E:709:VAL:HA	7:E:712:ILE:CG1	2.49	0.41
8:F:189:GLU:OE1	8:F:189:GLU:N	2.53	0.41
8:F:1259:SER:HB3	8:F:1318:LEU:HD21	2.02	0.41
17:LI:111:LEU:O	17:LI:113:THR:HG23	2.20	0.41
51:Z:303:ILE:HD12	51:Z:304:GLU:N	2.36	0.41
51:Z:1051:LYS:HD2	51:Z:1052:ASP:HB2	2.03	0.41
1:5:66:A:O2'	1:5:326:C:O2	2.30	0.41
1:5:750:U:C2	1:5:751:G:C8	3.09	0.41
1:5:2385:U:H2'	1:5:2386:U:C6	2.55	0.41
1:5:3916:G:H2'	1:5:3917:A:H8	1.84	0.41
1:5:4048:A:O2'	1:5:4049:U:P	2.79	0.41
1:5:4460:U:H2'	1:5:4461:C:C6	2.55	0.41
1:5:4674:C:H2'	1:5:4675:U:C6	2.55	0.41
1:5:4927:G:OP1	1:5:4928:C:N4	2.48	0.41
5:C:231:LEU:HD12	5:C:231:LEU:HA	1.87	0.41
7:E:665:LEU:HA	7:E:701:MET:SD	2.61	0.41
8:F:134:LEU:HD21	8:F:172:ALA:HB1	2.03	0.41
8:F:923:ALA:O	8:F:924:VAL:C	2.63	0.41
8:F:1393:ARG:NH1	8:F:1469:GLU:HA	2.36	0.41
10:LB:165:HIS:HB3	10:LB:180:LEU:HD12	2.01	0.41
11:LC:190:ARG:NH2	11:LC:199:ARG:O	2.49	0.41
39:Lf:14:TYR:OH	39:Lf:92:LEU:O	2.26	0.41
51:Z:529:LYS:HG3	51:Z:530:PHE:CD2	2.55	0.41
54:t:146:ARG:NH2	54:t:146:ARG:HA	2.35	0.41
1:5:65:A:N6	1:5:75:G:H1'	2.36	0.41
1:5:192:G:H2'	1:5:193:G:H8	1.86	0.41
1:5:750:U:H1'	1:5:917:A:C8	2.55	0.41
1:5:1281:G:C6	13:LE:128:HIS:HB2	2.55	0.41
1:5:1290:G:H2'	1:5:1291:G:H8	1.85	0.41
1:5:1414:C:H2'	1:5:1415:G:H8	1.86	0.41
1:5:1816:C:N4	1:5:1817:U:O4	2.54	0.41
1:5:1895:G:H2'	1:5:1896:A:O4'	2.20	0.41
1:5:1912:G:H2'	1:5:1913:C:C6	2.56	0.41
1:5:2017:A:N3	1:5:2017:A:H2'	2.35	0.41
1:5:2021:G:H2'	1:5:2022:C:C6	2.56	0.41
1:5:2067:C:H2'	1:5:2068:C:C6	2.56	0.41
1:5:3652:A:O2'	52:a:182:ALA:HB2	2.21	0.41
1:5:3700:C:H2'	1:5:3746:A:H61	1.86	0.41
1:5:4048:A:H3'	1:5:4048:A:N3	2.35	0.41

Continued on next page...

Continued from previous page...

Atom-1	Atom-2	Interatomic distance (Å)	Clash overlap (Å)
1:5:4396:A:N6	1:5:4447:C:O2	2.54	0.41
1:5:4417:C:H2'	1:5:4418:G:O4'	2.20	0.41
1:5:4723:A:H2'	1:5:4724:A:H8	1.86	0.41
2:7:28:C:O2'	2:7:54:A:N1	2.54	0.41
4:B:351:ASN:O	4:B:355:ASP:HB2	2.20	0.41
8:F:188:ASP:OD1	8:F:188:ASP:N	2.53	0.41
8:F:213:PRO:O	8:F:217:ARG:HG3	2.21	0.41
8:F:491:TRP:CH2	8:F:593:LEU:HB2	2.56	0.41
8:F:601:SER:HA	8:F:604:TYR:HB2	2.02	0.41
8:F:1671:VAL:HG12	8:F:1676:TRP:HB2	2.03	0.41
9:G:26:G:H22	9:G:44:A:H2	1.68	0.41
9:G:70:U:H2'	9:G:71:C:C6	2.56	0.41
12:LD:224:SER:OG	12:LD:225:GLN:OE1	2.37	0.41
18:LJ:120:ASP:OD1	18:LJ:120:ASP:C	2.64	0.41
21:LN:73:ARG:HA	21:LN:74:PRO:HD3	1.95	0.41
31:LX:145:ASP:OD1	31:LX:147:LEU:N	2.49	0.41
33:LZ:22:LYS:NZ	33:LZ:129:TRP:O	2.42	0.41
51:Z:164:LEU:HD23	51:Z:164:LEU:H	1.86	0.41
53:s:22:ASP:N	53:s:22:ASP:OD1	2.53	0.41
1:5:75:G:H3'	19:LL:74:ARG:HD2	2.02	0.41
1:5:156:G:N2	1:5:157:U:O4	2.53	0.41
1:5:257:C:H2'	1:5:258:G:O4'	2.21	0.41
1:5:345:C:H2'	1:5:346:G:H8	1.86	0.41
1:5:424:U:H2'	1:5:425:U:H6	1.85	0.41
1:5:1628:C:OP2	52:a:9:ARG:HD2	2.21	0.41
1:5:2498:C:H2'	1:5:2499:C:H6	1.85	0.41
1:5:4457:U:H2'	1:5:4458:C:C6	2.56	0.41
1:5:4541:G:O2'	1:5:4543:G:O6	2.38	0.41
1:5:4717:A:H2'	1:5:4718:G:O4'	2.21	0.41
1:5:4931:G:C2	1:5:4932:U:C5	3.09	0.41
7:E:50:THR:HG23	7:E:53:GLY:H	1.86	0.41
8:F:478:LYS:HA	8:F:481:HIS:CE1	2.56	0.41
8:F:1749:TRP:O	8:F:1752:SER:OG	2.38	0.41
10:LB:213:GLN:HG3	10:LB:214:ASP:OD1	2.21	0.41
20:LM:36:ALA:HB2	20:LM:52:PHE:CZ	2.56	0.41
24:LQ:157:GLY:O	24:LQ:188:ASN:ND2	2.54	0.41
26:LS:93:MET:HE1	26:LS:117:HIS:CE1	2.56	0.41
29:LV:27:ASN:ND2	29:LV:100:ASP:OD2	2.54	0.41
29:LV:84:GLN:NE2	29:LV:86:LYS:O	2.46	0.41
33:LZ:25:ILE:HA	33:LZ:43:VAL:HG12	2.01	0.41
38:Le:38:PRO:HB2	38:Le:46:ARG:HB2	2.03	0.41

Continued on next page...

Continued from previous page...

Atom-1	Atom-2	Interatomic distance (Å)	Clash overlap (Å)
46:Lm:109:ASN:ND2	46:Lm:117:HIS:O	2.46	0.41
51:Z:270:TYR:CD1	51:Z:270:TYR:N	2.88	0.41
51:Z:791:ARG:HD3	51:Z:791:ARG:HA	1.83	0.41
53:s:52:VAL:O	53:s:90:PHE:N	2.52	0.41
1:5:1604:G:H2'	1:5:1605:G:H8	1.86	0.40
1:5:1933:G:H8	1:5:1933:G:O5'	2.04	0.40
1:5:2389:A:H4'	37:Ld:70:LYS:HG3	2.03	0.40
1:5:2575:U:H5''	1:5:2576:G:H5'	2.03	0.40
1:5:3707:U:H2'	1:5:3708:C:C6	2.56	0.40
1:5:3784:A:O2'	1:5:3785:A:H3'	2.21	0.40
1:5:4045:G:H2'	1:5:4047:A:OP2	2.22	0.40
1:5:4286:C:H2'	1:5:4287:G:C8	2.57	0.40
1:5:4678:G:N2	1:5:4713:G:H1'	2.36	0.40
1:5:4704:C:H2'	1:5:4705:A:H8	1.86	0.40
4:B:227:LEU:HG	4:B:356:GLU:HG3	2.02	0.40
5:C:281:ASN:HA	5:C:284:ARG:HD2	2.03	0.40
7:E:659:LYS:O	7:E:663:GLN:HG3	2.21	0.40
8:F:311:ILE:O	8:F:314:PRO:HD2	2.21	0.40
8:F:341:PHE:O	8:F:345:SER:OG	2.35	0.40
8:F:666:LEU:HD12	8:F:684:ILE:HG23	2.03	0.40
14:LF:94:ARG:HD2	14:LF:109:LEU:HD22	2.03	0.40
18:LJ:143:ASP:N	18:LJ:143:ASP:OD1	2.52	0.40
32:LY:30:MET:HE2	32:LY:30:MET:HB3	1.87	0.40
39:Lf:110:ILE:H	39:Lf:110:ILE:HG13	1.76	0.40
41:Lh:15:GLU:H	41:Lh:15:GLU:CD	2.25	0.40
51:Z:200:HIS:CE1	51:Z:278:PHE:HA	2.56	0.40
53:s:74:ALA:O	53:s:77:LYS:HG2	2.21	0.40
1:5:1729:A:H2'	1:5:1730:U:C6	2.56	0.40
1:5:1864:G:H21	17:LI:115:MET:HE2	1.87	0.40
1:5:2386:U:H2'	1:5:2387:G:C8	2.53	0.40
1:5:2397:G:C8	1:5:2399:G:C8	3.09	0.40
1:5:4594:U:H2'	1:5:4595:G:C8	2.54	0.40
2:7:74:A:H1'	26:LS:53:LYS:HZ3	1.86	0.40
5:C:291:ILE:HD13	7:E:54:LYS:C	2.46	0.40
8:F:1158:LEU:HD11	8:F:1196:TRP:CE2	2.56	0.40
8:F:1673:VAL:HG23	8:F:1674:GLN:H	1.86	0.40
10:LB:92:TYR:HB2	10:LB:159:VAL:HB	2.03	0.40
11:LC:5:ARG:HB3	11:LC:24:LEU:HB3	2.03	0.40
11:LC:204:ARG:NH2	11:LC:205:ARG:O	2.54	0.40
14:LF:80:ASN:HB3	27:LT:141:VAL:O	2.21	0.40
19:LL:150:LEU:HD23	19:LL:154:VAL:HG22	2.03	0.40

Continued on next page...

Continued from previous page...

Atom-1	Atom-2	Interatomic distance (Å)	Clash overlap (Å)
33:LZ:100:VAL:HG21	33:LZ:110:ALA:HB2	2.02	0.40
42:Li:59:GLU:HA	42:Li:59:GLU:OE1	2.21	0.40
1:5:34:A:O2'	1:5:1526:G:N3	2.53	0.40
1:5:1377:G:H21	1:5:1380:G:H5'	1.86	0.40
1:5:2357:G:H2'	1:5:2358:G:C8	2.57	0.40
1:5:2362:U:H2'	1:5:2363:A:H8	1.86	0.40
1:5:2447:U:H2'	1:5:2448:G:H8	1.85	0.40
1:5:4325:A:O2'	12:LD:48:LYS:NZ	2.40	0.40
1:5:5005:G:H22	1:5:5041:G:H1'	1.85	0.40
7:E:161:LEU:HA	7:E:165:ILE:HB	2.02	0.40
8:F:52:GLN:HB3	8:F:66:ARG:HD2	2.03	0.40
8:F:475:LYS:HE3	8:F:475:LYS:HB3	1.97	0.40
12:LD:108:ARG:CZ	12:LD:253:TYR:HB2	2.51	0.40
13:LE:190:HIS:HD2	13:LE:192:LYS:HB3	1.87	0.40
15:LG:153:GLN:N	15:LG:204:PHE:O	2.48	0.40
24:LQ:177:ALA:O	34:La:51:GLY:HA2	2.21	0.40
28:LU:56:LEU:HD11	28:LU:63:ILE:HD11	2.03	0.40
1:5:229:G:H2'	1:5:230:G:H8	1.86	0.40
1:5:1340:C:H2'	1:5:1341:U:C6	2.57	0.40
1:5:1414:C:H2'	1:5:1415:G:C8	2.57	0.40
1:5:1475:G:H22	1:5:1489:G:N2	2.19	0.40
1:5:1669:A:H4'	1:5:1685:G:N2	2.36	0.40
1:5:4244:A:H2'	1:5:4245:G:O4'	2.21	0.40
1:5:4314:C:OP1	27:LT:70:HIS:ND1	2.41	0.40
1:5:5055:G:H2'	1:5:5056:A:H8	1.86	0.40
5:C:259:THR:OG1	5:C:271:ILE:O	2.26	0.40
5:C:276:LEU:HG	7:E:39:LEU:HD12	2.03	0.40
7:E:138:THR:N	7:E:141:GLU:OE2	2.45	0.40
7:E:222:GLU:O	7:E:226:ASN:ND2	2.46	0.40
8:F:868:ILE:O	8:F:872:LYS:N	2.50	0.40
8:F:944:ILE:C	8:F:946:SER:N	2.77	0.40
8:F:1051:CYS:HA	8:F:1054:LEU:HG	2.03	0.40
10:LB:47:LEU:HD23	10:LB:47:LEU:HA	1.96	0.40
22:LO:47:PHE:HA	22:LO:136:ALA:HB2	2.03	0.40
35:Lb:40:LEU:HD23	35:Lb:40:LEU:HA	1.91	0.40
38:Le:76:LYS:HD2	38:Le:98:GLU:CD	2.47	0.40
51:Z:1011:TYR:OH	51:Z:1043:GLU:OE1	2.30	0.40
53:s:157:ASP:OD1	53:s:157:ASP:N	2.55	0.40
1:5:318:A:H2'	1:5:319:A:C8	2.57	0.40
1:5:1381:U:H2'	1:5:1382:G:O4'	2.21	0.40
1:5:2007:G:H2'	1:5:2008:U:O2	2.21	0.40

Continued on next page...

Continued from previous page...

Atom-1	Atom-2	Interatomic distance (Å)	Clash overlap (Å)
1:5:4684:A:H2'	1:5:4685:U:O4'	2.22	0.40
2:7:23:A:H2'	2:7:24:C:C6	2.56	0.40
3:8:153:C:H2'	3:8:154:G:C8	2.57	0.40
7:E:679:THR:HG22	7:E:685:ILE:HG13	2.03	0.40
8:F:1701:TRP:O	8:F:1705:VAL:HG23	2.21	0.40
21:LN:124:ASP:OD1	21:LN:127:TYR:N	2.34	0.40
34:La:76:ASP:HB3	34:La:115:GLY:HA3	2.04	0.40
50:Lz:38:LEU:HB2	50:Lz:163:LEU:HB3	2.03	0.40
52:a:104:VAL:HG12	52:a:146:THR:HG21	2.04	0.40
53:s:146:LYS:HB2	53:s:155:LEU:HD21	2.02	0.40

There are no symmetry-related clashes.

5.3 Torsion angles [i](#)

5.3.1 Protein backbone [i](#)

In the following table, the Percentiles column shows the percent Ramachandran outliers of the chain as a percentile score with respect to all PDB entries followed by that with respect to all EM entries.

The Analysed column shows the number of residues for which the backbone conformation was analysed, and the total number of residues.

Mol	Chain	Analysed	Favoured	Allowed	Outliers	Percentiles	
4	B	397/506 (78%)	379 (96%)	18 (4%)	0	100	100
5	C	186/314 (59%)	186 (100%)	0	0	100	100
6	D	76/85 (89%)	75 (99%)	1 (1%)	0	100	100
7	E	652/794 (82%)	633 (97%)	19 (3%)	0	100	100
8	F	1673/1766 (95%)	1619 (97%)	53 (3%)	1 (0%)	48	80
10	LB	400/403 (99%)	395 (99%)	5 (1%)	0	100	100
11	LC	366/427 (86%)	354 (97%)	12 (3%)	0	100	100
12	LD	291/297 (98%)	286 (98%)	4 (1%)	1 (0%)	36	70
13	LE	214/288 (74%)	206 (96%)	8 (4%)	0	100	100
14	LF	223/248 (90%)	218 (98%)	4 (2%)	1 (0%)	30	65
15	LG	239/266 (90%)	232 (97%)	7 (3%)	0	100	100
16	LH	188/192 (98%)	185 (98%)	3 (2%)	0	100	100

Continued on next page...

Continued from previous page...

Mol	Chain	Analysed	Favoured	Allowed	Outliers	Percentiles	
17	LI	211/214 (99%)	206 (98%)	5 (2%)	0	100	100
18	LJ	173/178 (97%)	172 (99%)	1 (1%)	0	100	100
19	LL	192/211 (91%)	188 (98%)	4 (2%)	0	100	100
20	LM	134/215 (62%)	132 (98%)	2 (2%)	0	100	100
21	LN	201/204 (98%)	196 (98%)	5 (2%)	0	100	100
22	LO	199/203 (98%)	197 (99%)	2 (1%)	0	100	100
23	LP	151/184 (82%)	149 (99%)	2 (1%)	0	100	100
24	LQ	185/188 (98%)	182 (98%)	3 (2%)	0	100	100
25	LR	153/196 (78%)	153 (100%)	0	0	100	100
26	LS	173/176 (98%)	169 (98%)	4 (2%)	0	100	100
27	LT	157/160 (98%)	152 (97%)	5 (3%)	0	100	100
28	LU	99/128 (77%)	92 (93%)	7 (7%)	0	100	100
29	LV	129/140 (92%)	127 (98%)	2 (2%)	0	100	100
30	LW	60/157 (38%)	60 (100%)	0	0	100	100
31	LX	116/156 (74%)	115 (99%)	1 (1%)	0	100	100
32	LY	132/145 (91%)	130 (98%)	2 (2%)	0	100	100
33	LZ	133/136 (98%)	129 (97%)	4 (3%)	0	100	100
34	La	145/148 (98%)	139 (96%)	6 (4%)	0	100	100
35	Lb	105/159 (66%)	102 (97%)	3 (3%)	0	100	100
36	Lc	96/115 (84%)	95 (99%)	1 (1%)	0	100	100
37	Ld	105/125 (84%)	102 (97%)	3 (3%)	0	100	100
38	Le	126/135 (93%)	124 (98%)	2 (2%)	0	100	100
39	Lf	107/110 (97%)	107 (100%)	0	0	100	100
40	Lg	112/117 (96%)	111 (99%)	1 (1%)	0	100	100
41	Lh	120/123 (98%)	118 (98%)	2 (2%)	0	100	100
42	Li	100/105 (95%)	99 (99%)	1 (1%)	0	100	100
43	Lj	84/97 (87%)	82 (98%)	2 (2%)	0	100	100
44	Lk	67/70 (96%)	67 (100%)	0	0	100	100
45	Ll	48/51 (94%)	48 (100%)	0	0	100	100
46	Lm	50/128 (39%)	49 (98%)	1 (2%)	0	100	100
47	Lo	103/106 (97%)	102 (99%)	1 (1%)	0	100	100

Continued on next page...

Continued from previous page...

Mol	Chain	Analysed	Favoured	Allowed	Outliers	Percentiles	
48	Lp	89/92 (97%)	88 (99%)	1 (1%)	0	100	100
49	Lr	123/137 (90%)	122 (99%)	1 (1%)	0	100	100
50	Lz	215/217 (99%)	208 (97%)	7 (3%)	0	100	100
51	Z	721/1076 (67%)	700 (97%)	20 (3%)	1 (0%)	48	80
52	a	246/257 (96%)	239 (97%)	7 (3%)	0	100	100
53	s	199/317 (63%)	193 (97%)	6 (3%)	0	100	100
54	t	139/165 (84%)	136 (98%)	3 (2%)	0	100	100
All	All	10603/12427 (85%)	10348 (98%)	251 (2%)	4 (0%)	100	100

All (4) Ramachandran outliers are listed below:

Mol	Chain	Res	Type
8	F	360	TYR
12	LD	4	VAL
51	Z	789	PRO
14	LF	197	VAL

5.3.2 Protein sidechains [i](#)

In the following table, the Percentiles column shows the percent sidechain outliers of the chain as a percentile score with respect to all PDB entries followed by that with respect to all EM entries.

The Analysed column shows the number of residues for which the sidechain conformation was analysed, and the total number of residues.

Mol	Chain	Analysed	Rotameric	Outliers	Percentiles	
4	B	360/438 (82%)	349 (97%)	11 (3%)	35	68
5	C	162/254 (64%)	159 (98%)	3 (2%)	50	76
6	D	66/72 (92%)	65 (98%)	1 (2%)	57	80
7	E	593/704 (84%)	581 (98%)	12 (2%)	48	76
8	F	1533/1611 (95%)	1486 (97%)	47 (3%)	35	68
10	LB	348/349 (100%)	344 (99%)	4 (1%)	65	83
11	LC	306/348 (88%)	305 (100%)	1 (0%)	86	91
12	LD	246/250 (98%)	245 (100%)	1 (0%)	84	90
13	LE	194/252 (77%)	192 (99%)	2 (1%)	68	84

Continued on next page...

Continued from previous page...

Mol	Chain	Analysed	Rotameric	Outliers	Percentiles	
14	LF	194/215 (90%)	191 (98%)	3 (2%)	57	80
15	LG	203/223 (91%)	198 (98%)	5 (2%)	42	72
16	LH	169/171 (99%)	166 (98%)	3 (2%)	51	77
17	LI	179/181 (99%)	179 (100%)	0	100	100
18	LJ	147/149 (99%)	144 (98%)	3 (2%)	48	76
19	LL	164/177 (93%)	162 (99%)	2 (1%)	63	82
20	LM	116/161 (72%)	113 (97%)	3 (3%)	40	72
21	LN	171/172 (99%)	168 (98%)	3 (2%)	51	77
22	LO	173/174 (99%)	173 (100%)	0	100	100
23	LP	134/163 (82%)	131 (98%)	3 (2%)	45	74
24	LQ	164/165 (99%)	163 (99%)	1 (1%)	78	88
25	LR	138/175 (79%)	138 (100%)	0	100	100
26	LS	156/157 (99%)	153 (98%)	3 (2%)	50	76
27	LT	139/140 (99%)	137 (99%)	2 (1%)	59	80
28	LU	91/115 (79%)	88 (97%)	3 (3%)	33	67
29	LV	101/107 (94%)	101 (100%)	0	100	100
30	LW	54/126 (43%)	53 (98%)	1 (2%)	50	76
31	LX	106/133 (80%)	104 (98%)	2 (2%)	50	76
32	LY	124/135 (92%)	123 (99%)	1 (1%)	73	86
33	LZ	117/118 (99%)	114 (97%)	3 (3%)	40	72
34	La	120/121 (99%)	120 (100%)	0	100	100
35	Lb	88/126 (70%)	86 (98%)	2 (2%)	44	74
36	Lc	83/97 (86%)	80 (96%)	3 (4%)	31	65
37	Ld	98/110 (89%)	96 (98%)	2 (2%)	48	76
38	Le	114/121 (94%)	110 (96%)	4 (4%)	32	65
39	Lf	88/89 (99%)	86 (98%)	2 (2%)	44	74
40	Lg	98/100 (98%)	98 (100%)	0	100	100
41	Lh	109/110 (99%)	107 (98%)	2 (2%)	51	77
42	Li	86/89 (97%)	85 (99%)	1 (1%)	63	82
43	Lj	73/80 (91%)	73 (100%)	0	100	100
44	Lk	64/65 (98%)	64 (100%)	0	100	100

Continued on next page...

Continued from previous page...

Mol	Chain	Analysed	Rotameric	Outliers	Percentiles	
45	Ll	47/48 (98%)	46 (98%)	1 (2%)	47	75
46	Lm	48/116 (41%)	48 (100%)	0	100	100
47	Lo	93/94 (99%)	92 (99%)	1 (1%)	65	83
48	Lp	74/75 (99%)	73 (99%)	1 (1%)	59	80
49	Lr	109/121 (90%)	107 (98%)	2 (2%)	51	77
50	Lz	196/196 (100%)	185 (94%)	11 (6%)	19	52
51	Z	645/962 (67%)	632 (98%)	13 (2%)	48	76
52	a	190/199 (96%)	187 (98%)	3 (2%)	55	79
53	s	169/258 (66%)	165 (98%)	4 (2%)	43	73
54	t	116/137 (85%)	114 (98%)	2 (2%)	53	78
All	All	9356/10749 (87%)	9179 (98%)	177 (2%)	49	76

All (177) residues with a non-rotameric sidechain are listed below:

Mol	Chain	Res	Type
4	B	9	ILE
4	B	22	ASP
4	B	62	TYR
4	B	100	ILE
4	B	104	TYR
4	B	157	MET
4	B	405	LEU
4	B	465	GLN
4	B	471	LYS
4	B	473	ASP
4	B	475	LEU
5	C	203	VAL
5	C	252	LEU
5	C	291	ILE
6	D	62	THR
7	E	40	ILE
7	E	157	LEU
7	E	282	SER
7	E	356	VAL
7	E	539	ASP
7	E	543	GLU
7	E	597	VAL
7	E	627	HIS

Continued on next page...

Continued from previous page...

Mol	Chain	Res	Type
7	E	634	SER
7	E	700	SER
7	E	734	LEU
7	E	782	LEU
8	F	108	ARG
8	F	174	PHE
8	F	188	ASP
8	F	191	THR
8	F	273	SER
8	F	282	LEU
8	F	313	CYS
8	F	345	SER
8	F	401	SER
8	F	583	SER
8	F	601	SER
8	F	616	PHE
8	F	684	ILE
8	F	685	LEU
8	F	819	SER
8	F	838	LEU
8	F	880	ASN
8	F	881	LEU
8	F	884	HIS
8	F	927	LEU
8	F	930	THR
8	F	980	GLU
8	F	984	THR
8	F	985	ASP
8	F	1003	LEU
8	F	1006	LYS
8	F	1009	LEU
8	F	1060	THR
8	F	1063	ASN
8	F	1195	SER
8	F	1214	SER
8	F	1264	LEU
8	F	1282	CYS
8	F	1293	LEU
8	F	1360	SER
8	F	1367	LEU
8	F	1440	SER
8	F	1455	CYS

Continued on next page...

Continued from previous page...

Mol	Chain	Res	Type
8	F	1522	GLU
8	F	1548	LEU
8	F	1571	THR
8	F	1586	SER
8	F	1598	THR
8	F	1614	VAL
8	F	1641	ILE
8	F	1644	ILE
8	F	1654	SER
10	LB	38	SER
10	LB	60	VAL
10	LB	111	SER
10	LB	131	THR
11	LC	193	LYS
12	LD	101	THR
13	LE	99	ASP
13	LE	127	SER
14	LF	33	LEU
14	LF	102	SER
14	LF	178	SER
15	LG	53	ARG
15	LG	93	THR
15	LG	168	VAL
15	LG	209	SER
15	LG	231	ASP
16	LH	9	THR
16	LH	163	GLN
16	LH	188	GLN
18	LJ	47	THR
18	LJ	115	LEU
18	LJ	168	GLN
19	LL	145	LYS
19	LL	170	THR
20	LM	39	ASP
20	LM	43	THR
20	LM	67	SER
21	LN	34	SER
21	LN	113	LEU
21	LN	126	THR
23	LP	32	THR
23	LP	57	CYS
23	LP	76	TRP

Continued on next page...

Continued from previous page...

Mol	Chain	Res	Type
24	LQ	122	THR
26	LS	82	LEU
26	LS	88	SER
26	LS	144	GLN
27	LT	76	VAL
27	LT	143	THR
28	LU	35	ASP
28	LU	60	VAL
28	LU	74	SER
30	LW	38	SER
31	LX	40	ILE
31	LX	54	LEU
32	LY	12	SER
33	LZ	33	THR
33	LZ	74	VAL
33	LZ	100	VAL
35	Lb	54	LEU
35	Lb	57	MET
36	Lc	10	SER
36	Lc	13	SER
36	Lc	68	LYS
37	Ld	26	THR
37	Ld	89	SER
38	Le	25	SER
38	Le	62	SER
38	Le	81	ASN
38	Le	91	CYS
39	Lf	90	SER
39	Lf	110	ILE
41	Lh	14	LYS
41	Lh	37	THR
42	Li	34	THR
45	Ll	39	SER
47	Lo	106	PHE
48	Lp	32	SER
49	Lr	14	SER
49	Lr	78	VAL
50	Lz	35	GLN
50	Lz	36	ILE
50	Lz	52	THR
50	Lz	66	CYS
50	Lz	82	ILE

Continued on next page...

Continued from previous page...

Mol	Chain	Res	Type
50	Lz	84	HIS
50	Lz	115	SER
50	Lz	142	GLU
50	Lz	164	CYS
50	Lz	176	ASP
50	Lz	179	LEU
51	Z	3	SER
51	Z	5	PHE
51	Z	57	ARG
51	Z	184	LYS
51	Z	228	SER
51	Z	229	LEU
51	Z	241	ASN
51	Z	392	VAL
51	Z	470	TYR
51	Z	487	THR
51	Z	509	LEU
51	Z	620	VAL
51	Z	791	ARG
52	a	135	THR
52	a	208	GLU
52	a	246	LEU
53	s	22	ASP
53	s	183	PHE
53	s	191	GLN
53	s	198	ILE
54	t	105	THR
54	t	120	SER

Sometimes sidechains can be flipped to improve hydrogen bonding and reduce clashes. All (66) such sidechains are listed below:

Mol	Chain	Res	Type
4	B	382	GLN
4	B	384	GLN
7	E	84	GLN
7	E	628	ASN
7	E	670	GLN
7	E	717	ASN
8	F	117	HIS
8	F	257	GLN
8	F	376	ASN
8	F	435	ASN

Continued on next page...

Continued from previous page...

Mol	Chain	Res	Type
8	F	452	GLN
8	F	729	HIS
8	F	747	ASN
8	F	1167	HIS
11	LC	21	ASN
11	LC	223	ASN
11	LC	276	ASN
11	LC	329	ASN
12	LD	45	ASN
12	LD	195	HIS
12	LD	222	GLN
14	LF	24	ASN
14	LF	151	ASN
15	LG	81	ASN
15	LG	82	GLN
15	LG	112	GLN
16	LH	39	ASN
16	LH	98	HIS
19	LL	19	GLN
19	LL	67	HIS
20	LM	66	HIS
21	LN	32	GLN
21	LN	156	HIS
22	LO	26	GLN
22	LO	167	HIS
23	LP	133	HIS
24	LQ	57	ASN
25	LR	40	GLN
25	LR	118	HIS
28	LU	95	ASN
32	LY	14	ASN
32	LY	43	ASN
37	Ld	100	ASN
38	Le	24	GLN
40	Lg	14	ASN
43	Lj	13	ASN
43	Lj	57	ASN
43	Lj	66	HIS
45	Ll	33	ASN
47	Lo	90	HIS
50	Lz	21	ASN
50	Lz	96	ASN

Continued on next page...

Continued from previous page...

Mol	Chain	Res	Type
50	Lz	200	ASN
51	Z	68	ASN
51	Z	274	HIS
51	Z	339	GLN
51	Z	402	GLN
51	Z	488	GLN
51	Z	788	GLN
51	Z	790	GLN
51	Z	1008	ASN
52	a	38	HIS
52	a	216	HIS
53	s	58	ASN
54	t	70	GLN
54	t	137	GLN

5.3.3 RNA [i](#)

Mol	Chain	Analysed	Backbone Outliers	Pucker Outliers
1	5	3506/5070 (69%)	445 (12%)	12 (0%)
2	7	119/121 (98%)	6 (5%)	0
3	8	145/157 (92%)	16 (11%)	0
9	G	75/76 (98%)	22 (29%)	2 (2%)
All	All	3845/5424 (70%)	489 (12%)	14 (0%)

All (489) RNA backbone outliers are listed below:

Mol	Chain	Res	Type
1	5	2	G
1	5	13	U
1	5	25	A
1	5	39	A
1	5	42	A
1	5	48	G
1	5	59	A
1	5	64	A
1	5	65	A
1	5	66	A
1	5	73	A
1	5	91	G
1	5	98	A
1	5	110	C

Continued on next page...

Continued from previous page...

Mol	Chain	Res	Type
1	5	119	G
1	5	120	A
1	5	132	G
1	5	133	C
1	5	134	G
1	5	136	C
1	5	142	G
1	5	159	C
1	5	168	C
1	5	169	G
1	5	172	C
1	5	178	C
1	5	179	G
1	5	197	A
1	5	200	U
1	5	209	U
1	5	210	C
1	5	218	A
1	5	219	G
1	5	233	U
1	5	234	G
1	5	266	C
1	5	280	G
1	5	297	U
1	5	316	U
1	5	340	C
1	5	387	G
1	5	409	G
1	5	410	A
1	5	412	G
1	5	414	C
1	5	449	C
1	5	450	G
1	5	451	C
1	5	453	G
1	5	454	U
1	5	485	C
1	5	662	C
1	5	663	G
1	5	664	G
1	5	666	G
1	5	687	U

Continued on next page...

Continued from previous page...

Mol	Chain	Res	Type
1	5	696	C
1	5	697	G
1	5	704	C
1	5	705	G
1	5	731	G
1	5	738	C
1	5	739	G
1	5	740	G
1	5	742	G
1	5	904	C
1	5	915	A
1	5	917	A
1	5	926	G
1	5	932	A
1	5	933	G
1	5	936	C
1	5	943	A
1	5	944	A
1	5	945	U
1	5	956	A
1	5	959	G
1	5	960	A
1	5	961	G
1	5	962	C
1	5	964	A
1	5	965	G
1	5	967	C
1	5	968	C
1	5	969	C
1	5	982	U
1	5	1072	C
1	5	1078	A
1	5	1094	G
1	5	1095	A
1	5	1170	G
1	5	1182	C
1	5	1183	C
1	5	1199	G
1	5	1211	G
1	5	1216	C
1	5	1241	C
1	5	1266	G

Continued on next page...

Continued from previous page...

Mol	Chain	Res	Type
1	5	1269	G
1	5	1270	A
1	5	1272	C
1	5	1273	G
1	5	1284	G
1	5	1287	G
1	5	1302	U
1	5	1303	A
1	5	1304	C
1	5	1326	A
1	5	1354	A
1	5	1359	G
1	5	1366	G
1	5	1379	C
1	5	1387	A
1	5	1394	G
1	5	1397	A
1	5	1399	G
1	5	1413	C
1	5	1415	G
1	5	1439	C
1	5	1443	A
1	5	1447	C
1	5	1457	G
1	5	1498	G
1	5	1502	G
1	5	1516	G
1	5	1523	A
1	5	1534	A
1	5	1547	A
1	5	1574	G
1	5	1578	U
1	5	1591	U
1	5	1596	U
1	5	1612	G
1	5	1624	G
1	5	1625	G
1	5	1631	A
1	5	1633	G
1	5	1634	A
1	5	1638	A
1	5	1640	C

Continued on next page...

Continued from previous page...

Mol	Chain	Res	Type
1	5	1654	G
1	5	1661	C
1	5	1676	C
1	5	1677	U
1	5	1697	G
1	5	1699	A
1	5	1701	A
1	5	1705	G
1	5	1742	A
1	5	1758	G
1	5	1759	G
1	5	1761	G
1	5	1768	C
1	5	1769	G
1	5	1770	A
1	5	1787	A
1	5	1804	A
1	5	1834	U
1	5	1836	G
1	5	1837	A
1	5	1842	G
1	5	1854	G
1	5	1855	G
1	5	1869	G
1	5	1897	A
1	5	1916	G
1	5	1917	A
1	5	1918	U
1	5	1921	C
1	5	1922	G
1	5	1925	G
1	5	1931	C
1	5	1932	A
1	5	1940	G
1	5	1948	G
1	5	1961	G
1	5	1977	C
1	5	1982	G
1	5	1984	A
1	5	1985	G
1	5	1987	C
1	5	1988	G

Continued on next page...

Continued from previous page...

Mol	Chain	Res	Type
1	5	1990	A
1	5	1991	A
1	5	1992	U
1	5	1993	C
1	5	1998	A
1	5	2001	G
1	5	2002	A
1	5	2003	G
1	5	2004	U
1	5	2005	G
1	5	2009	A
1	5	2010	A
1	5	2011	C
1	5	2021	G
1	5	2026	A
1	5	2046	G
1	5	2048	U
1	5	2055	G
1	5	2056	G
1	5	2069	A
1	5	2084	C
1	5	2092	G
1	5	2093	A
1	5	2096	G
1	5	2098	G
1	5	2102	G
1	5	2103	G
1	5	2107	C
1	5	2261	G
1	5	2300	A
1	5	2301	G
1	5	2306	G
1	5	2313	A
1	5	2314	G
1	5	2316	G
1	5	2322	G
1	5	2331	G
1	5	2348	G
1	5	2351	C
1	5	2395	A
1	5	2397	G
1	5	2410	C

Continued on next page...

Continued from previous page...

Mol	Chain	Res	Type
1	5	2421	G
1	5	2469	C
1	5	2470	C
1	5	2471	G
1	5	2474	G
1	5	2475	G
1	5	2478	C
1	5	2504	C
1	5	2505	C
1	5	2507	A
1	5	2513	A
1	5	2529	A
1	5	2554	U
1	5	2567	G
1	5	2583	C
1	5	2587	A
1	5	2601	A
1	5	2627	C
1	5	2653	C
1	5	2660	A
1	5	2669	C
1	5	2687	U
1	5	2695	A
1	5	2696	A
1	5	2708	U
1	5	2710	C
1	5	2711	G
1	5	2743	A
1	5	2761	U
1	5	2764	A
1	5	2769	U
1	5	2788	U
1	5	2790	U
1	5	2806	A
1	5	2814	C
1	5	2826	U
1	5	2827	G
1	5	2829	U
1	5	2835	A
1	5	2855	G
1	5	3596	A
1	5	3597	G

Continued on next page...

Continued from previous page...

Mol	Chain	Res	Type
1	5	3605	C
1	5	3606	U
1	5	3615	G
1	5	3618	C
1	5	3626	G
1	5	3635	A
1	5	3644	U
1	5	3648	A
1	5	3662	A
1	5	3673	C
1	5	3692	A
1	5	3709	U
1	5	3710	G
1	5	3712	A
1	5	3714	G
1	5	3735	G
1	5	3753	G
1	5	3773	U
1	5	3774	A
1	5	3777	G
1	5	3778	U
1	5	3784	A
1	5	3811	G
1	5	3814	U
1	5	3817	A
1	5	3819	G
1	5	3824	A
1	5	3838	U
1	5	3839	G
1	5	3840	U
1	5	3877	A
1	5	3878	C
1	5	3879	G
1	5	3897	G
1	5	3901	A
1	5	3905	A
1	5	3906	A
1	5	3907	G
1	5	3915	U
1	5	3939	G
1	5	3951	G
1	5	3958	G

Continued on next page...

Continued from previous page...

Mol	Chain	Res	Type
1	5	3961	G
1	5	3965	A
1	5	3966	A
1	5	3967	G
1	5	3968	U
1	5	3969	G
1	5	3972	A
1	5	3973	G
1	5	3974	G
1	5	3975	C
1	5	4040	C
1	5	4046	A
1	5	4047	A
1	5	4048	A
1	5	4049	U
1	5	4050	A
1	5	4051	C
1	5	4059	C
1	5	4061	G
1	5	4076	G
1	5	4084	G
1	5	4097	G
1	5	4098	A
1	5	4119	C
1	5	4122	G
1	5	4147	G
1	5	4150	G
1	5	4162	C
1	5	4163	U
1	5	4170	A
1	5	4183	G
1	5	4184	G
1	5	4191	G
1	5	4203	A
1	5	4212	A
1	5	4225	G
1	5	4229	U
1	5	4233	A
1	5	4234	A
1	5	4251	A
1	5	4254	G
1	5	4266	G

Continued on next page...

Continued from previous page...

Mol	Chain	Res	Type
1	5	4268	A
1	5	4273	A
1	5	4281	A
1	5	4291	G
1	5	4295	U
1	5	4304	A
1	5	4305	G
1	5	4314	C
1	5	4330	G
1	5	4332	C
1	5	4354	U
1	5	4373	G
1	5	4377	G
1	5	4378	A
1	5	4379	A
1	5	4387	C
1	5	4393	G
1	5	4394	A
1	5	4421	C
1	5	4422	A
1	5	4426	C
1	5	4437	U
1	5	4440	G
1	5	4444	C
1	5	4448	G
1	5	4464	A
1	5	4465	U
1	5	4466	C
1	5	4475	G
1	5	4494	G
1	5	4500	U
1	5	4512	U
1	5	4513	A
1	5	4518	A
1	5	4524	G
1	5	4528	G
1	5	4548	A
1	5	4560	C
1	5	4567	G
1	5	4570	G
1	5	4572	U
1	5	4575	G

Continued on next page...

Continued from previous page...

Mol	Chain	Res	Type
1	5	4584	A
1	5	4590	A
1	5	4627	U
1	5	4636	U
1	5	4637	G
1	5	4656	A
1	5	4670	C
1	5	4672	A
1	5	4700	A
1	5	4708	A
1	5	4709	U
1	5	4720	C
1	5	4730	C
1	5	4731	G
1	5	4734	A
1	5	4740	G
1	5	4741	C
1	5	4742	G
1	5	4743	G
1	5	4745	G
1	5	4750	G
1	5	4754	G
1	5	4757	C
1	5	4759	C
1	5	4761	G
1	5	4765	G
1	5	4771	C
1	5	4870	G
1	5	4871	C
1	5	4882	U
1	5	4883	C
1	5	4895	C
1	5	4900	C
1	5	4901	G
1	5	4910	A
1	5	4912	G
1	5	4913	G
1	5	4943	A
1	5	4976	U
1	5	4988	U
1	5	4989	U
1	5	4990	C

Continued on next page...

Continued from previous page...

Mol	Chain	Res	Type
1	5	4991	U
1	5	4994	G
1	5	5006	U
1	5	5007	A
1	5	5017	G
1	5	5034	A
1	5	5041	G
1	5	5048	A
1	5	5050	C
1	5	5062	G
1	5	5069	U
2	7	7	G
2	7	53	U
2	7	54	A
2	7	64	G
2	7	110	G
2	7	120	U
3	8	34	U
3	8	35	C
3	8	39	G
3	8	51	U
3	8	59	A
3	8	60	G
3	8	62	A
3	8	63	U
3	8	80	A
3	8	87	G
3	8	103	A
3	8	105	C
3	8	110	U
3	8	114	G
3	8	147	G
3	8	153	C
9	G	9	G
9	G	12	G
9	G	13	U
9	G	16	U
9	G	17	C
9	G	18	G
9	G	19	G
9	G	20	U
9	G	21	A

Continued on next page...

Continued from previous page...

Mol	Chain	Res	Type
9	G	34	A
9	G	35	G
9	G	38	U
9	G	41	G
9	G	45	G
9	G	47	U
9	G	48	C
9	G	50	C
9	G	58	A
9	G	59	U
9	G	60	U
9	G	61	C
9	G	76	A

All (14) RNA pucker outliers are listed below:

Mol	Chain	Res	Type
1	5	963	G
1	5	1633	G
1	5	1981	G
1	5	1987	C
1	5	1990	A
1	5	2009	A
1	5	2020	U
1	5	2506	G
1	5	4048	A
1	5	4050	A
1	5	4420	U
1	5	4699	U
9	G	12	G
9	G	44	A

5.4 Non-standard residues in protein, DNA, RNA chains [i](#)

There are no non-standard protein/DNA/RNA residues in this entry.

5.5 Carbohydrates [i](#)

There are no oligosaccharides in this entry.

5.6 Ligand geometry

Of 224 ligands modelled in this entry, 224 are monoatomic - leaving 0 for Mogul analysis.

There are no bond length outliers.

There are no bond angle outliers.

There are no chirality outliers.

There are no torsion outliers.

There are no ring outliers.

No monomer is involved in short contacts.

5.7 Other polymers

There are no such residues in this entry.

5.8 Polymer linkage issues

There are no chain breaks in this entry.

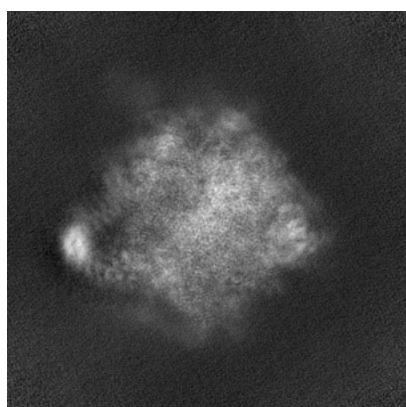
6 Map visualisation [i](#)

This section contains visualisations of the EMDB entry EMD-51681. These allow visual inspection of the internal detail of the map and identification of artifacts.

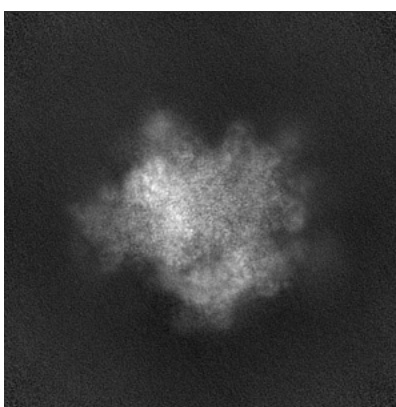
No raw map or half-maps were deposited for this entry and therefore no images, graphs, etc. pertaining to the raw map can be shown.

6.1 Orthogonal projections [i](#)

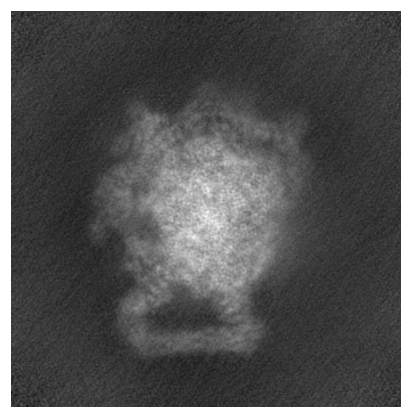
6.1.1 Primary map



X



Y

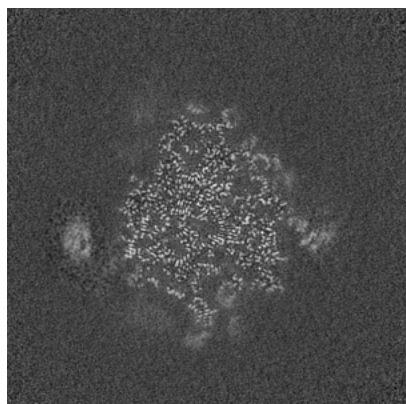


Z

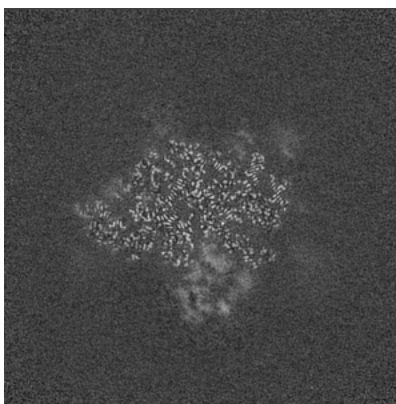
The images above show the map projected in three orthogonal directions.

6.2 Central slices [i](#)

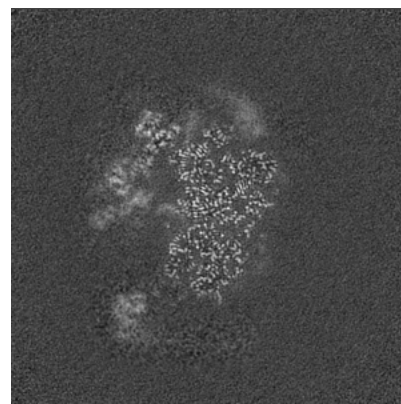
6.2.1 Primary map



X Index: 300



Y Index: 300

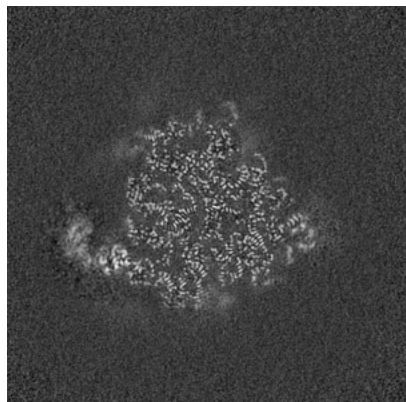


Z Index: 300

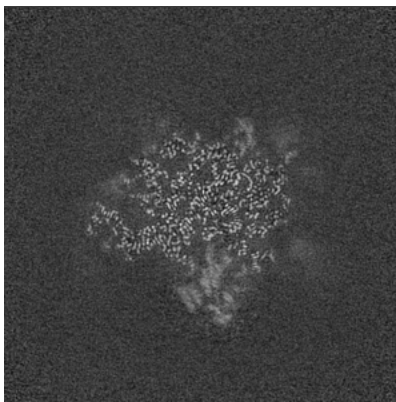
The images above show central slices of the map in three orthogonal directions.

6.3 Largest variance slices [i](#)

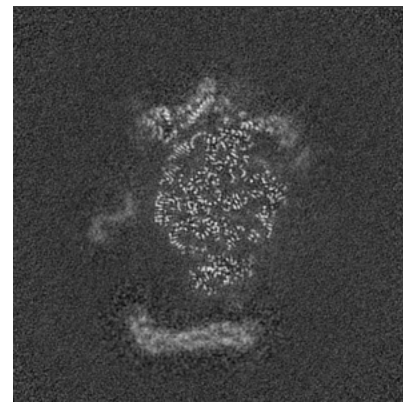
6.3.1 Primary map



X Index: 321



Y Index: 310

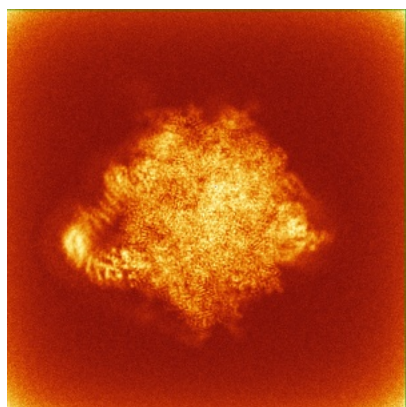


Z Index: 261

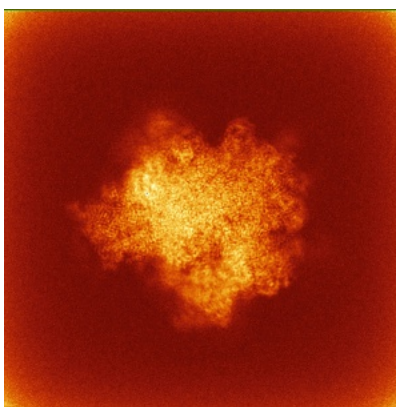
The images above show the largest variance slices of the map in three orthogonal directions.

6.4 Orthogonal standard-deviation projections (False-color) [i](#)

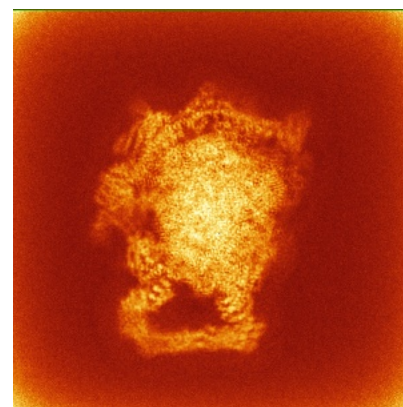
6.4.1 Primary map



X



Y




Z

The images above show the map standard deviation projections with false color in three orthogonal directions. Minimum values are shown in green, max in blue, and dark to light orange shades represent small to large values respectively.

6.5 Orthogonal surface views [i](#)

6.5.1 Primary map



The images above show the 3D surface view of the map at the recommended contour level 2.7. These images, in conjunction with the slice images, may facilitate assessment of whether an appropriate contour level has been provided.

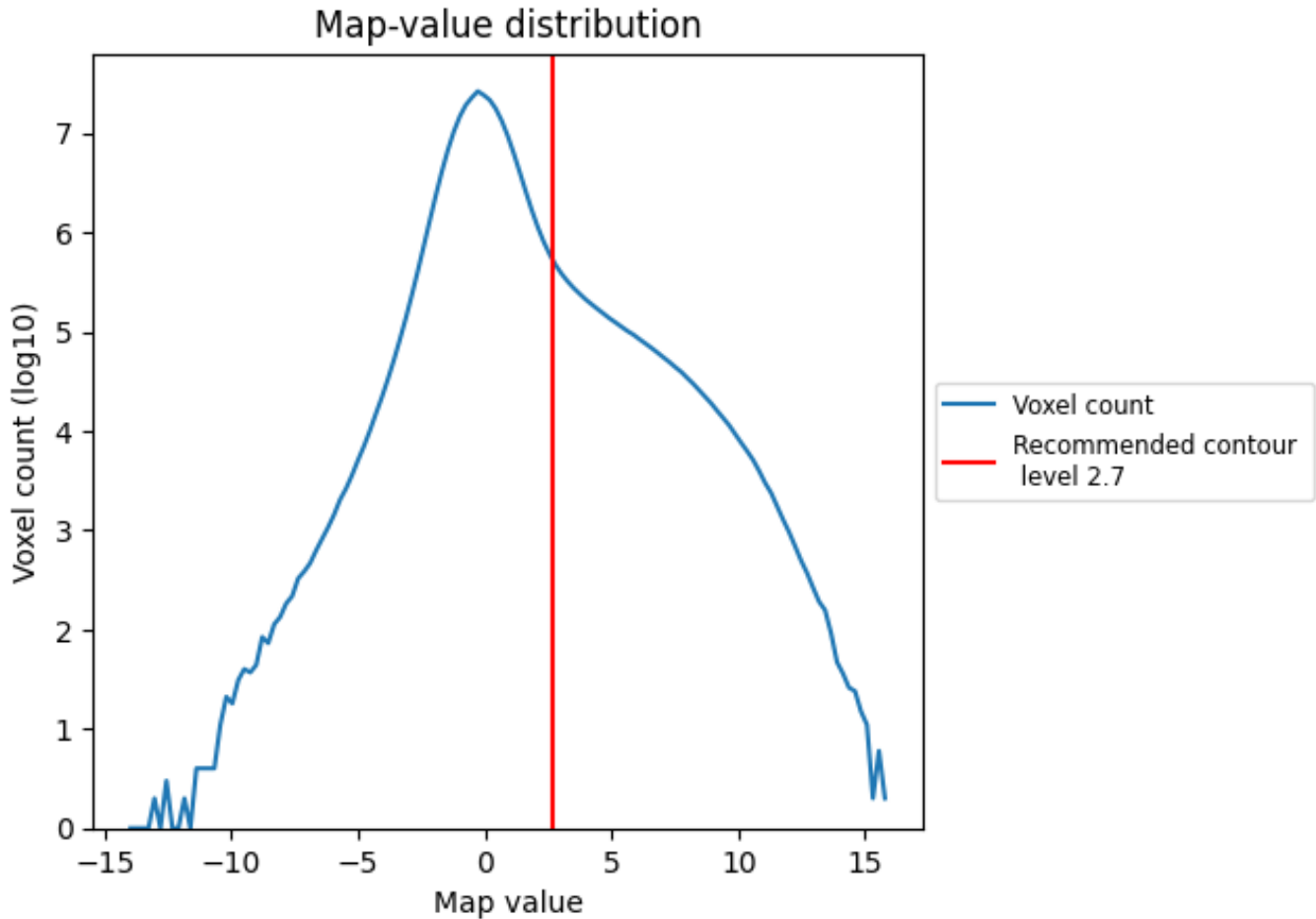
6.6 Mask visualisation [i](#)

This section was not generated. No masks/segmentation were deposited.

7 Map analysis [i](#)

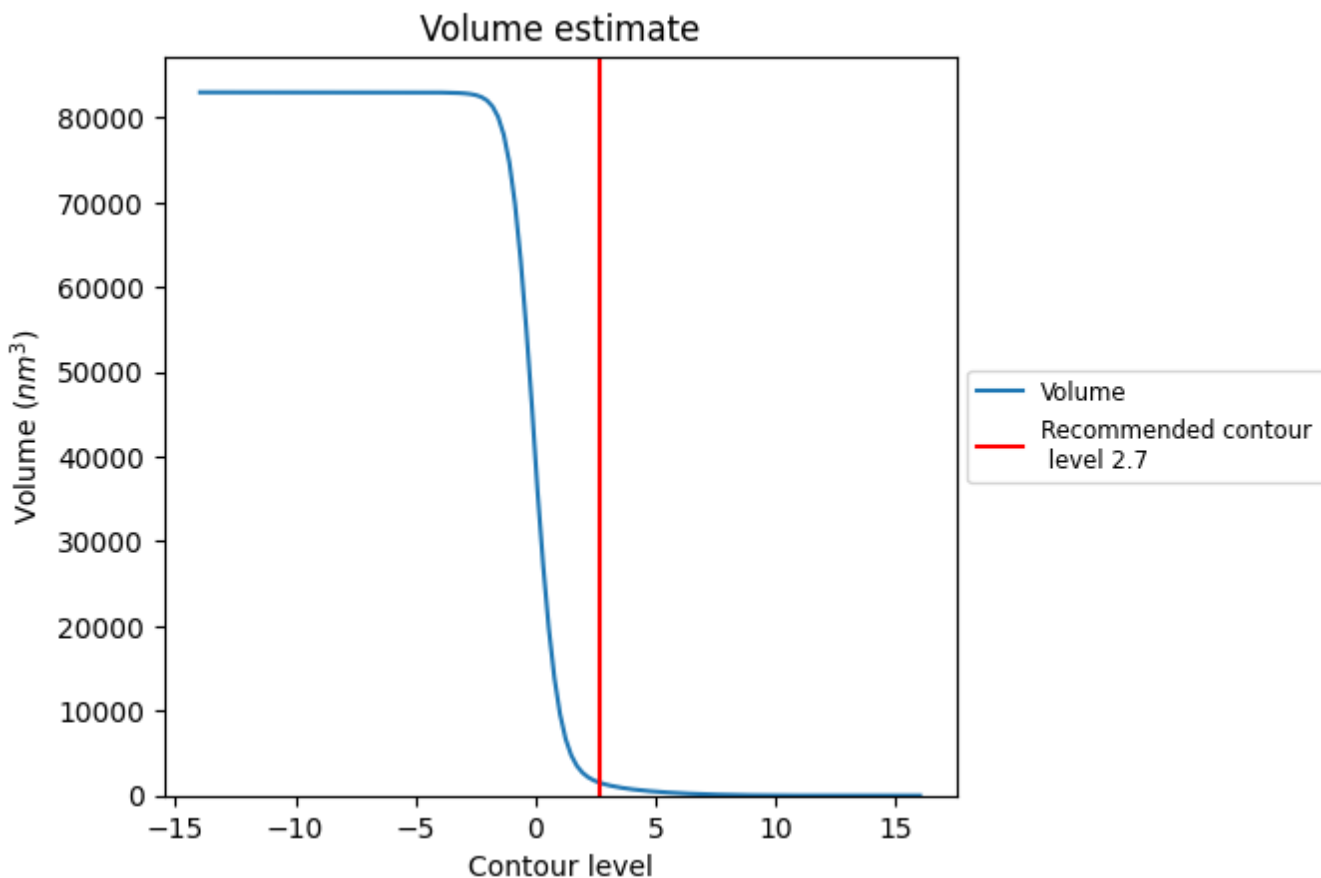
This section contains the results of statistical analysis of the map.

7.1 Map-value distribution [i](#)



The map-value distribution is plotted in 128 intervals along the x-axis. The y-axis is logarithmic. A spike in this graph at zero usually indicates that the volume has been masked.

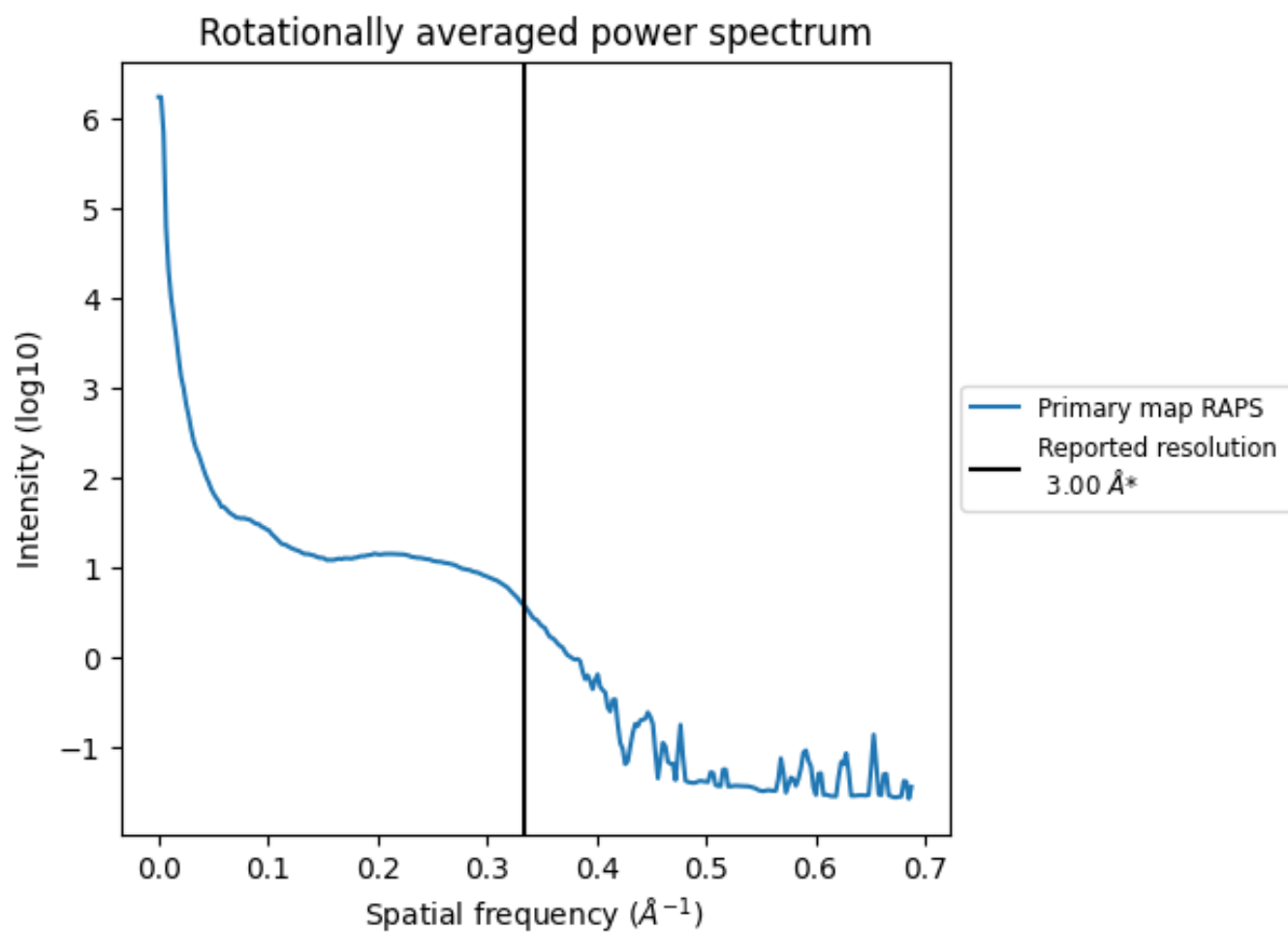
7.2 Volume estimate [i](#)



The volume at the recommended contour level is 1497 nm³; this corresponds to an approximate mass of 1352 kDa.

The volume estimate graph shows how the enclosed volume varies with the contour level. The recommended contour level is shown as a vertical line and the intersection between the line and the curve gives the volume of the enclosed surface at the given level.

7.3 Rotationally averaged power spectrum [i](#)



*Reported resolution corresponds to spatial frequency of 0.333 Å⁻¹


8 Fourier-Shell correlation

This section was not generated. No FSC curve or half-maps provided.


9 Map-model fit [i](#)

This section contains information regarding the fit between EMDB map EMD-51681 and PDB model 9GY4. Per-residue inclusion information can be found in section 3 on page 16.


9.1 Map-model overlay [i](#)



X



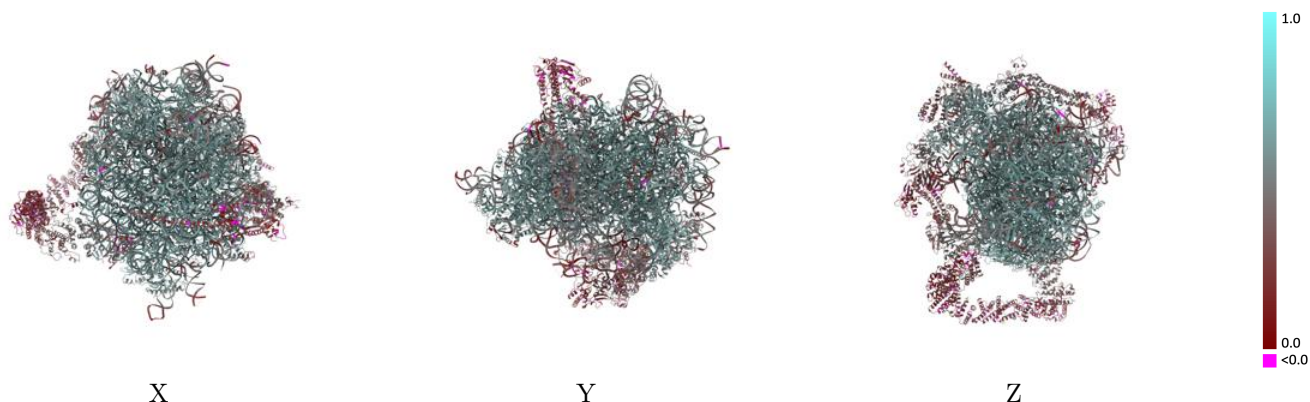
Y



Z

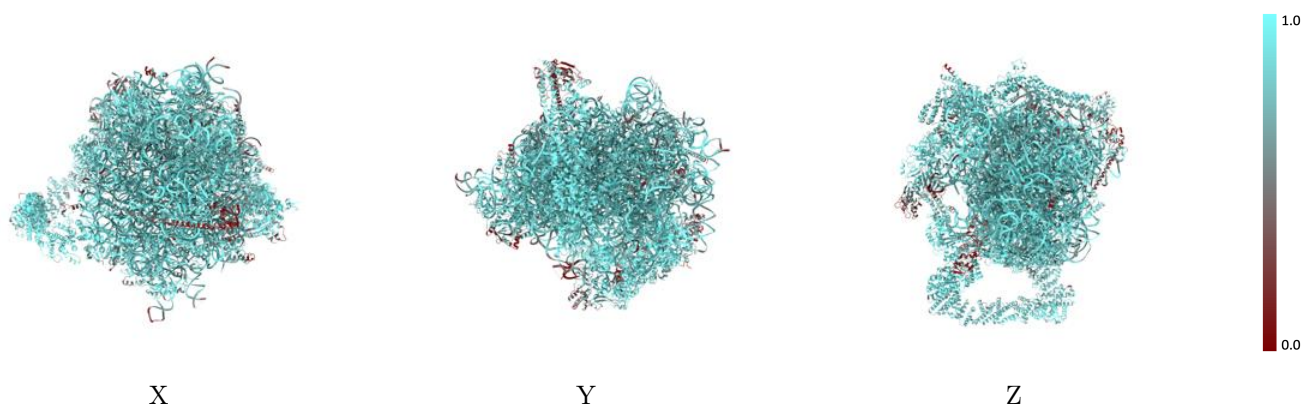
The images above show the 3D surface view of the map at the recommended contour level 2.7 at 50% transparency in yellow overlaid with a ribbon representation of the model coloured in blue. These images allow for the visual assessment of the quality of fit between the atomic model and the map.

9.2 Q-score mapped to coordinate model [i](#)



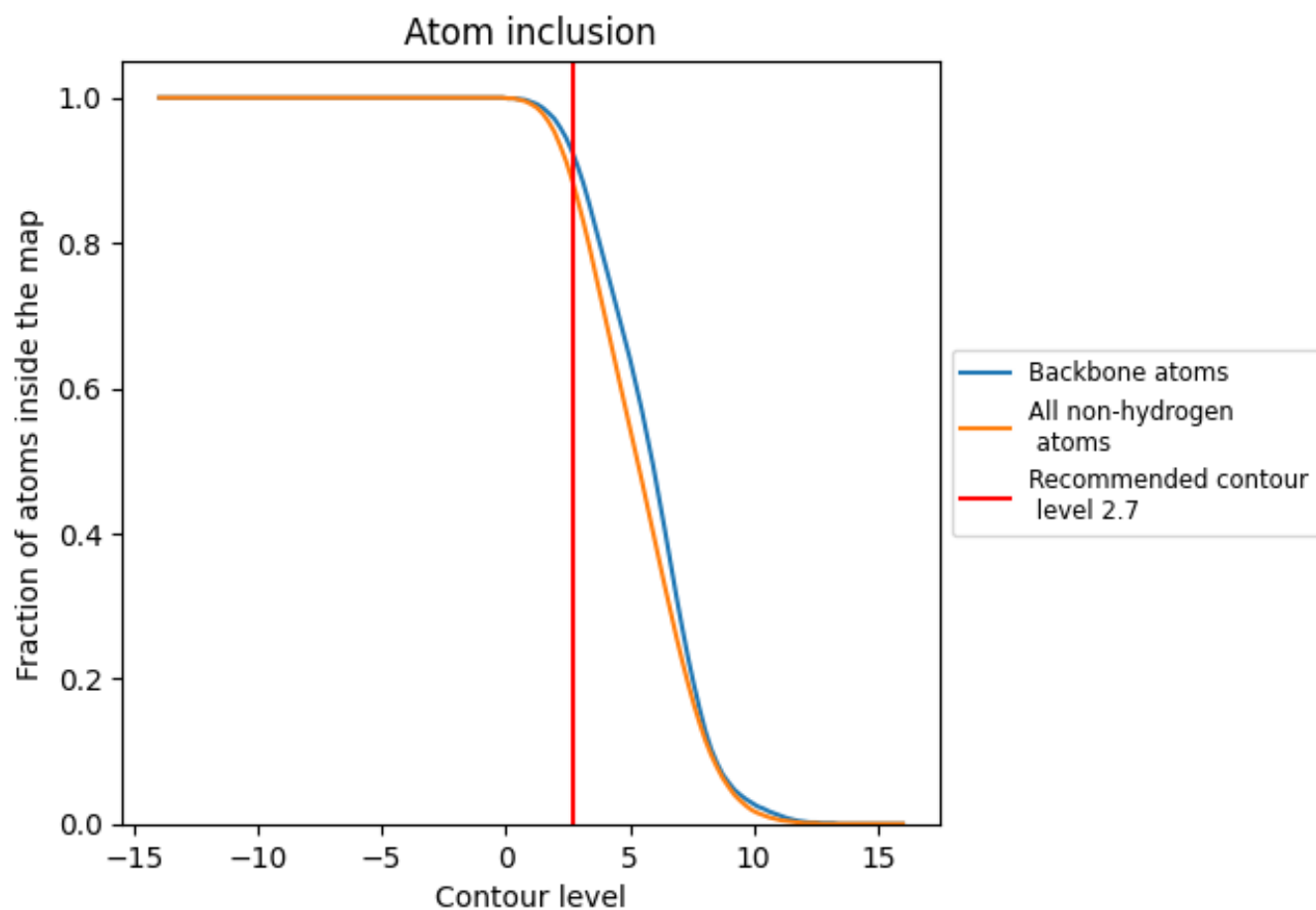
The images above show the model with each residue coloured according to its Q-score. This shows their resolvability in the map with higher Q-score values reflecting better resolvability. Please note: Q-score is calculating the resolvability of atoms, and thus high values are only expected at resolutions at which atoms can be resolved. Low Q-score values may therefore be expected for many entries.

9.3 Atom inclusion mapped to coordinate model [i](#)



The images above show the model with each residue coloured according to its atom inclusion. This shows to what extent they are inside the map at the recommended contour level (2.7).







































































9.4 Atom inclusion [i](#)



At the recommended contour level, 92% of all backbone atoms, 88% of all non-hydrogen atoms, are inside the map.

9.5 Map-model fit summary











































The table lists the average atom inclusion at the recommended contour level (2.7) and Q-score for the entire model and for each chain.

Chain	Atom inclusion	Q-score
All	 0.8840	 0.5170
5	 0.9160	 0.5490
7	 0.9670	 0.5860
8	 0.9400	 0.5730
A	 0.6860	 0.4700
B	 0.8090	 0.3180
C	 0.5250	 0.2670
D	 0.1940	 0.1560
E	 0.8520	 0.4260
F	 0.8840	 0.2680
G	 0.8680	 0.2640
LB	 0.8980	 0.6150
LC	 0.8910	 0.6040
LD	 0.8700	 0.5830
LE	 0.8500	 0.5820
LF	 0.9190	 0.6200
LG	 0.7870	 0.5580
LH	 0.8880	 0.6050
LI	 0.8870	 0.6020
LJ	 0.8350	 0.5400
LL	 0.9140	 0.5950
LM	 0.9030	 0.6090
LN	 0.9600	 0.6330
LO	 0.9210	 0.6180
LP	 0.9170	 0.6200
LQ	 0.9360	 0.6250
LR	 0.8850	 0.5940
LS	 0.9300	 0.6200
LT	 0.8700	 0.5930
LU	 0.8690	 0.5210
LV	 0.8740	 0.6140
LW	 0.8860	 0.6160
LX	 0.8770	 0.6010
LY	 0.8970	 0.6040
LZ	 0.8750	 0.5920



Continued on next page...

Continued from previous page...

Chain	Atom inclusion	Q-score
La	 0.9160	 0.6160
Lb	 0.7770	 0.5520
Lc	 0.7960	 0.5830
Ld	 0.9250	 0.5910
Le	 0.9210	 0.6160
Lf	 0.9410	 0.6290
Lg	 0.8630	 0.5890
Lh	 0.8630	 0.6050
Li	 0.8780	 0.5870
Lj	 0.9630	 0.6300
Lk	 0.7380	 0.5640
Ll	 0.9080	 0.6090
Lm	 0.9130	 0.5880
Lo	 0.9150	 0.6090
Lp	 0.8460	 0.6030
Lr	 0.9090	 0.6140
Lz	 0.9150	 0.4760
Z	 0.7370	 0.3290
a	 0.9300	 0.6230
s	 0.3390	 0.3290
t	 0.8240	 0.3820